

2020-21 Creighton Men's Basketball

Game #11: Seton Hall at #7 Creighton • Wednesday, Jan. 6, 2021 • 8:00 p.m.

SID Contact: Rob Anderson • Office Phone: (402) 280-5544 • Cell Phone: (402) 660-5854 • E-mail: randerson@creighton.edu



Seton Hall Pirates at #7 Creighton Bluejays

CHI Health Center Omaha • Omaha, Neb.

Radio: KOZN 1620 AM, www.1620thezone.com, KOOO 101.9 FM;

SiriusXM: Sirius 132; XM 201; App 964

Television: FS1 (Kevin Fitzgerald, Bill Raftery)

Series History: Seton Hall leads, 14-8

Last Meeting: #11 Creighton 77, #8 Seton Hall 60 on March 7, 2020 in Omaha, Neb.

(8-4, 5-1 BIG EAST)

(8-2, 4-1 BIG EAST)

November

29 NORTH DAKOTA STATE (FS1) W 69-58

December

1 NEBRASKA-OMAHA (FS1) W 94-67

4 KENNESAW STATE (FS1) W 93-58

8 at #5 Kansas! (ESPN) L 72-73

11 NEBRASKA (BTN) W 98-74

14 MARQUETTE* (FS1) L 84-89

17 at St. John's* (FS1) W 94-76

20 at Connecticut* (FS1) W 76-74 (OT)

23 #22 XAVIER* (FS1) W 66-61

January

2 at Providence* (FOX) W 67-65

6 SETON HALL* (FS1) 8:00 pm

9 ST. JOHN'S* (FS1) 11:00 am

16 at Butler* (FOX) 1:00 pm

20 PROVIDENCE* (FS1)

23 CONNECTICUT* (FOX/FS1)

27 at Seton Hall* (FS1)

30 at DePaul* (CBSSN)

February

3 GEORGETOWN* (FS1)

6 at Marquette* (FOX/FS1)

9 at Georgetown*

13 VILLANOVA* (FOX/FS1)

24 DEPAUL* (CBSSN)

27 at Xavier* (FOX/FS1)

March

3 at Villanova* (FS1)

6 BUTLER* (FOX/FS1)

BIG EAST Tournament (New York, N.Y.)

10 First Round (FS1) 3:30 / 6:00 / 8:30 pm

11 Quarterfinals (FS1) 11:00 am/1:30/6:00/8:30 pm

12 Semifinals (FS1) 5:30 / 8:00 pm

13 Championship (FOX) 5:30 pm

* BIG EAST Conference regular season games

% Bad Boy Mowers Crossover Classic (Sioux Falls, S.D.)

! Big 12 - BIG EAST Battle

All times listed are Central and subject to change

Home games in **BOLD CAPS** at CHI Health Center Omaha

Next Game

No. 7 Creighton (8-2, 4-1 BIG EAST) hosts its first game of 2021 when it hosts Seton Hall (8-4, 5-1 BIG EAST) in a battle of two teams that tied for the 2019-20 regular-season BIG EAST title.

The Bluejays and Pirates will tip at 8:00 p.m. at CHI Health Center Omaha in Omaha, Neb.

Radio Broadcast Information

KOZN (1620 AM) will broadcast all Creighton men's basketball games during the 2020-21 season. KOOO (101.9 FM) will also broadcast all home games that start after 5 p.m. Wednesday's game can also be heard on Sirius channel 132 or XM 201.

John Bishop will call the action with **Brody Deren**. The audio is also webcast live at www.1620thezone.com.

Television Broadcast Information

Wednesday's game will be televised nationally by FS1, with **Kevin Fitzgerald** and **Bill Raftery** on the call.

Of Creighton's last 141 games, all but the three contests at the 2018 Cayman Islands Classic have been televised. CU is 95-46 in those contests.

Video Webcast Information

Live streaming video will be available via **FOXSportsGO.com** for desktop users, and via the FOX Sports GO app for mobile devices (iOS, Android, Kindle Fire tablets and Fire phones and select Window devices). A cable authorization may be required.

The FOX Sports GO mobile app can be downloaded for free from the iTunes App Store, Google Play, Amazon App Store or the Windows Store, and the games are now available internationally.

Live Stats Information

All of Creighton's games this season will have free live stats. Visit www.gocreighton.com and click on the small bar graph icon on the scoreboard at the top of the page for the event of your choosing.

Home games can also be followed by those who have mobile devices with internet capability at www.gocreightonstats.com.

Scouting No. 7 Creighton

Creighton is ranked seventh nationally in the AP poll after a 8-2 start that includes wins vs. Nebraska (98-74), St. John's (94-76), UConn (76-74, OT), No.

Creighton -- Last Game Starters

Marcus Zegarowski • G					<ul style="list-style-type: none"> • Preseason BIG EAST Player of the Year and a Preseason First Team All-American by multiple outlets. • On the Naismith, Wooden & Bob Cousy Point Guard Watch Lists. • Leading returning scorer in the BIG EAST (16.0 ppg. in 2019-20). • Had 20 points on Jan. 2 at Providence.
11	6-2 • 180 • Jr. • Hamilton, Mass.	PPG	APG	3FG%	
		14.4	4.9	.387	.773
Christian Bishop • F					<ul style="list-style-type: none"> • Led Creighton in scoring during each of first two games this year. • Had first career double-double (11 & 10) at St. John's (12/17). • Game-winning dunk with 0.8 left at Providence (1/2). • Leads BIG EAST in FG percentage (67.6%) and team in dunks (17). • Led Creighton last year with 38 dunks and 35 blocked shots.
13	6-7 • 220 • Jr. • Lee's Summit, Mo.	PPG	RPG	FG%	
		12.0	5.7	.676	.605
Damien Jefferson • F					<ul style="list-style-type: none"> • Flirted with the NBA Draft before withdrawing. • Had 10 points, 10 rebounds & 8 assists at St. John's (12/17). • 18 points, 8 rebounds, career-high 6 steals at Providence (1/2). • Made game-tying shot at UConn with 0.2 left. CU won in OT. • His 2.40 steals per game in BIG EAST play leads the league.
23	6-5 • 220 • Sr. • East Chicago, Ind.	PPG	RPG	3FG%	
		11.4	5.6	.423	.474
Mitch Ballock • G					<ul style="list-style-type: none"> • Surpassed 1,000 career points in season-opener vs. North Dakota State (Nov. 29) and now ranks 35th with 1,103 career points. • Ranks fourth in Creighton history with 260 career three-pointers. • Led BIG EAST in assist/turnover ratio and minutes/game last year. • Only player in CU history with 2 straight seasons of 90+ 3FG's.
24	6-5 • 205 • Sr. • Eudora, Kan.	PPG	RPG	3FG%	
		10.7	3.3	.394	.556
Denzel Mahoney • G/F					<ul style="list-style-type: none"> • Led Creighton with 19 points at #5 Kansas (12/8). • Team's active leading scorer with 1,466 career points when you include his first two seasons at Southeast Missouri State. • Won BIG EAST Sixth Man Award last season. • Has 10+ points in 21-of-30 games played as a Bluejay.
34	6-5 • 220 • Sr. • Oviedo, Fla.	PPG	RPG	3FG%	
		13.8	4.7	.361	.750

2020-21 BIG EAST Standings (through 1/4)				
BIG EAST only All Games				
Team	W	L	W	L
#3 Villanova	3	0	8	1
Seton Hall	5	1	8	4
#7 Creighton	4	1	8	2
Providence	3	2	7	4
Connecticut	1	1	4	1
Marquette	2	3	6	5
Xavier	1	2	8	2
St. John's	1	3	6	4
Butler	1	3	2	5
Georgetown	1	4	3	6
DePaul	0	2	1	2

2020-21 Honors & Awards				
Mitch Ballock				
Jerry West Shooting Guard of the Year Award Watch List (20)				
Preseason Second Team All-BIG EAST				
Marcus Zegarowski				
Associated Press Honorable Mention Preseason All-American				
Basketball Times Preseason First Team All-American				
Blue Ribbon CBB Yearbook Preseason First Team All-American				
Blue Ribbon CBB Yearbook Preseason First Team All-BIG EAST				
Bob Cousy Point Guard of the Year Award Watch List (20)				
CBS Sports Preseason Second Team All-American				
Jersey Mike's Naismith Trophy Preseason Watch List (5)				
John R. Wooden Award Preseason Watch List (50)				
NABC Preseason Player of the Year Watch List (20)				
Preseason BIG EAST Player of the Year				
Preseason First Team All-BIG EAST				
Sporting News Preseason Second Team All-American				
Stadium Preseason First Team All-American				

Weekly Rankings				
Date	AP	Coaches Poll	RPI	NET
Preseason	11	11	--	--
Nov. 30	9	no poll	132	--
Dec. 7	8	7	109	--
Dec. 14	9	9	83	--
Dec. 21	13	13	63	--
Dec. 28	11	10	41	--
Jan. 4	7	5	37	30

McDermott is 7-8 vs. Seton Hall				
At CU: 7-8 (4-3 Home; 3-4 Away; 0-1 Neutral)				
Date	Site	W-L	Score	
01/04/14	& at Seton Hall*	W	79-66	
02/23/14	& at Creighton*	W	72-71	
01/10/15	& at Creighton*	L	67-68	
02/28/15	& at Seton Hall*	L	66-67	
01/09/16	& at Seton Hall*	W	82-67	
01/30/16	& at Creighton*	L	65-75	
03/10/16	& at New York City%	L	73-81	
12/28/16	& at Creighton*	W	89-75	
02/15/17	& at Seton Hall*	L	81-87	
12/28/17	& at Seton Hall*	L	84-90	
01/17/18	& at Creighton*	W	80-63	
02/09/19	& at Seton Hall*	L	58-63	
02/17/19	& at Creighton*	L	75-81	
02/12/20	& at Seton Hall*	W	87-82	
03/07/20	& at Creighton*	W	77-60	

* BIG EAST Conference game
% BIG EAST Conference Tournament game

^ **McDermott as Wayne State head coach**
@ **McDermott as North Dakota State head coach**
> **McDermott as Northern Iowa head coach**
< **McDermott as Iowa State head coach**
& **McDermott as Creighton head coach**

22 Xavier (66-61) at Providence (67-65). CU's only losses have come to then-No. 5 Kansas (73-72) and Marquette (89-84).

The Bluejays return four starters and five of its top six scorers from last season's team that finished 24-7 and won a share of its first BIG EAST regular-season title. CU's 2019-20 team was ranked No. 7 in the year-end *Associated Press* poll, while this year's club was 11th in the preseason AP poll. Both were program bests for a preseason or postseason poll.

Senior wing **Denzel Mahoney** (13.8 ppg.) won the BIG EAST's Sixth Man Award last season, while junior forward **Christian Bishop** (12.0 ppg., 5.7 rpg.) has shot 67.6 percent from the field to lead the league. Bishop had the game-winning dunk with 0.8 seconds left to help Creighton win at Providence on Saturday.

Point guard **Marcus Zegarowski** (14.4 ppg., 4.9 apg.) has been named Preseason BIG EAST Player of the Year and is a Preseason All-American by nearly every outlet after averaging 16.1 points and 5.1 assists per game last season. He had a double-double vs. Omaha on Dec. 1 in which he had 11 points and a career-high 11 assists.

Perhaps CU's best player in recent weeks has been **Damien Jefferson** (11.1 ppg., 5.6 rpg., 3.1 apg.), who forced overtime with a jumper in the final second of regulation at UConn.

Creighton is shooting 48.2 percent from the field, scoring 81.3 points per game and holding foes to 69.5 points per contest.

Scouting Seton Hall

Seton Hal is 8-4 on the season, and 5-1 in BIG EAST play, thanks a hot stretch that has seen the Pirates go 7-1 since December 5th.

The Pirates own road wins at Penn State, Marquette and Xavier already and have also beaten St. John's, Georgetown and Butler at home.

Sandro Mamukelashvili (18.7 ppg., 6.9 rpg., 3.4 apg.) was a Preseason all-BIG EAST team selection, while **Jared Rhoden** (15.8 ppg., 7.6 rpg.) continues to develop and paces the Pirates in rebounding.

Myles Cale leads SHU with 21 three-pointers made, **Shavar Reynolds** is tops with 59 assists and **Ike Obiagu** ranks second nationally with 39 blocked shots.

As a team, Seton Hall averages 76.7 points per game and holds foes to 69.8 points per contest. The Pirates shoot 46.3 percent from the floor, 34.9 percent from downtown and 74.3 percent at the line.

The Series With Seton Hall

Seton Hall leads the all-time series with Creighton 14-8, though Creighton owns a 4-3 edge in Omaha.

Three of the last 14 meetings at all sites have been one-point contests, including the 2014 and 2015 match-ups in Omaha.

Greg McDermott is 7-8 against Seton Hall and coach **Kevin Willard**. Willard is 9-7 all-time against Creighton, having also led his 2009-10 Iona team to a 63-55 win over the Bluejays at the Old Spice Classic near Orlando, Fla.

The last time the teams met was March 7, 2020, when Creighton earned a share of its first BIG EAST title with a 77-60 victory over the Pirates on the final day of the regular-season.

The Creighton Coaches

Greg McDermott (Northern Iowa, 1988) owns a 239-118 record in his 11th season with the Bluejays. He owns a career mark of 519-313 in 27 seasons, and is 388-249 in his 20th Division I campaign.

McDermott led Creighton to its first BIG EAST regular-season title last season, taking a Bluejay team that was picked seventh in the league's pre-season poll and ending the year ranked seventh nationally. For those efforts, he was recognized as the BIG EAST Coach of the Year as well as the USBWA District VI Coach of the Year, NABC District 5 Coach of the Year and *Basketball Times* Midlands District Coach of the Year.

McDermott has previously been a head coach at Iowa State (2006-10), Northern Iowa (2001-06), North Dakota State (2000-01) and Wayne State (1994-2000).

He is assisted by **Alan Huss**, **Paul Lusk** and **Terrence Rencher**.

With A Win...

- Creighton would improve to 9-2 on the season.
- Creighton would improve to 5-1 in the BIG EAST for the first time since 2016-17.
- Creighton would win five straight conference games for the first time since Feb. 8-23, 2020.
- Creighton would improve to 129-48 all-time (95-36 under **Greg McDermott**) as a nationally-ranked team.
- Creighton would improve to 2-1 all-time when ranked exactly seventh.
- Creighton would defeat Seton Hall for the third straight time, its longest win streak ever vs. the Pirates.
- Seton Hall would suffer its third loss since March 7th inside CHI Health Center Omaha.

Series History vs. Seton Hall				
Bluejays trail series, 14-8				
Home: 4-3		Away: 4-9		Neutral: 0-2
Date	Site	W-L	Score	
03/05/49	at Seton Hall	L	47-62	
02/04/50	at Seton Hall	W	45-42	
12/31/50	at Seton Hall	L	49-73	
01/10/52	at Seton Hall	L	44-60	
01/30/56	at Seton Hall	L	73-86	
01/15/62	at Seton Hall	L	80-86	
03/16/91	at Salt Lake City-#	L	69-81	
01/04/14	at Seton Hall*	W	79-66	
02/23/14	at Creighton*	W	72-71	
01/10/15	at Creighton*	L	67-68	
02/28/15	at Seton Hall*	L	66-67	
01/09/16	at Seton Hall*	W	82-67	
01/30/16	at Creighton*	L	65-75	
03/10/16	at New York City-%	L	73-81	
12/28/16	at Creighton*	W	89-75	
02/15/17	at Seton Hall*	L	81-87	
12/28/17	at Seton Hall*	L	84-90	
01/17/18	at Creighton*	W	80-63	
02/09/19	at Seton Hall*	L	58-63	
02/17/19	at Creighton*	L	75-81	
02/12/20	at Seton Hall*	W	87-82	
03/07/20	at Creighton*	W	77-60	
# NCAA Tournament (Salt Lake City, Utah)				
* BIG EAST Conference game				
% BIG EAST Conf. Tournament (New York City)				

Double-Figure Scoring Games			
Name	2020-21	Career	High
Marcus Zegarowski	9	50	32
Christian Bishop	8	24	19
Damien Jefferson#	8	33	20
Denzel Mahoney*	7	76	36
Mitch Ballock	5	55	39
Ryan Kalkbrenner	4	4	15
Antwann Jones^	3	10	16
Shereef Mitchell	1	3	11
Alex O'Connell\$	0	13	20
Jacob Epperson	0	4	15

20-Point (or More) Games			
Name	2020-21	Career	High
Marcus Zegarowski	3	13	32
Denzel Mahoney*	2	27	36
Mitch Ballock	1	8	39
Damien Jefferson	0	2	20
Alex O'Connell\$	0	1	20

30-Point (or More) Games			
Name	2020-21	Career	High
Denzel Mahoney*	0	3	36
Marcus Zegarowski	0	2	32
Mitch Ballock	0	1	39

Double-Figure Rebounding Games			
Name	2020-21	Career	High
Damien Jefferson	1	4	12
Denzel Mahoney*	1	3	13
Christian Bishop	1	2	10
Mitch Ballock	0	1	11

Double-Figure Assist Games			
Name	2020-21	Career	High
Marcus Zegarowski	1	3	11

Career Double-Double Games			
Name	2020-21	Career	
Damien Jefferson	1	3	
Denzel Mahoney*	1	3	
Christian Bishop	1	1	
Marcus Zegarowski	1	1	
Mitch Ballock	0	1	

#career total includes games at New Mexico
^career total includes games at Memphis
\$career total includes games at Duke
*career total includes games at Southeast Missouri State

2020-21 Double-Doubles	
Christian Bishop (1)	11 points, 10 rebounds at St. John's, 12/17

Damien Jefferson (1)	
10 points, 10 rebounds at St. John's, 12/17	

Denzel Mahoney (1)	
10 points, 13 rebounds at UConn, 12/20	

Marcus Zegarowski (1)	
11 points, 11 assists vs. Omaha, 12/1	

More Miscellaneous 2020-21 Statistics	
CU's Biggest Halftime Lead	27 (52-25) vs. Kennesaw State, 12/4
CU's Biggest Halftime Lead In A Loss	9 (44-35) vs. Marquette, 12/14
CU's Biggest Halftime Deficit	4 (39-35) at #5 Kansas, 12/8
CU's Biggest Halftime Deficit In A Win	
CU's Biggest Overall Lead	41 (78-37) vs. Kennesaw State, 12/4
CU's Biggest Overall Deficit	13 (22-9) vs. #22 Xavier, 12/23
CU's Biggest Margin of Victory	35 (93-58) vs. Kennesaw State, 12/4
CU's Biggest Margin of Defeat	5 (89-84) vs. Marquette, 12/14
CU's Biggest Lead In A Loss	12 (41-29) vs. Marquette, 12/14
CU's Biggest Deficit Overcome In A Win	13 (22-9) vs. #22 Xavier, 12/23

Creighton & Seton Hall To The Wire

Creighton and Seton Hall have met 14 times in the regular-season since becoming BIG EAST rivals. Three of those games have been decided by a single point.

Creighton won a Feb. 3, 2014 meeting in Omaha by a 72-71 margin, then lost heartbreakers to the Pirates on Jan. 10, 2015 in Omaha (68-67) and on Feb. 28, 2015 in Newark (67-66).

Creighton is 80-76 all-time in games decided by a single point, including a 7-8 mark under **Greg McDermott**.

After the reconfiguration of BIG EAST to 10 teams in 2013-14, there were 45 possible match-up combinations. Only 10 of them have had multiple one-point games.

Though there have been four league games to head to overtime this winter, there has yet to be a league contest decided by exactly one point this season.

Most 1-Point Games, BIG EAST Rivals, Since 2013-14	
Qty.	Match-up
4	Marquette - Providence
3	Creighton - Seton Hall
3	Seton Hall - St. John's
2	Butler - Xavier
2	Creighton - Xavier
2	Seton Hall - Villanova
2	Marquette - Villanova
2	Marquette - St. John's
2	Marquette - DePaul
2	DePaul - Providence
1	(13 combinations)

Year 11 Progress Report

There were 53 head coaches hired nationwide prior to the 2010-11 season, including Creighton's **Greg McDermott** and Seton Hall's **Kevin Willard**. Only 16 of those men still remain in their current role.

Here's the record of those 16 men, through games of January 3rd. Among the remaining coaches, McDermott is second on that list in NCAA trips, and second on that list in wins. He trails only his predecessor at Creighton, **Dana Altman**.

W-L	Name, School (NCAA Trips)
267-104	Dana Altman, Oregon (6)
239-118	Greg McDermott, Creighton (5)
217-137	Tad Boyle, Colorado (4)
214-143	Russell Turner, UC Irvine (2)
206-129	Leon Rice, Boise State (2)
204-143	Jason Hooten, Sam Houston State
203-145	Fran McCaffrey, Iowa (4)
199-141	Kevin Willard, Seton Hall (4)
195-145	Bob Marlin, Louisiana-Lafayette (1)
193-143	Brad Brownell, Clemson (2)
192-147	Tod Kowalczyk, Toledo
191-157	Andy Toole, Robert Morris (1)
169-160	Greg Lansing, Indiana State (1)
149-182	John Gallagher, Hartford
147-173	Glenn Braica, St. Francis (NY)
125-199	Keith Richard, Louisiana-Monroe

Two Of The Best Last Season

Seton Hall and Creighton boasted two of the best resumes in all of college basketball last season.

Here's where they ranked in some of the most important metrics.

Category	Creighton	Seton Hall
NET Ranking	11th	15th
Quad 1 Road Wins	5 (T-5th)	7 (T-1st)
Quad 1 Wins	9 (T-7th)	10 (T-3rd)
Quad 1 Games Played	16 (T-4th)	17 (3rd)

Top 25 Bluejays

After starting the year ranked 11th in both the AP and Coaches polls, Creighton ascended into the top 10 for three weeks in the AP edition. CU is currently seventh in the AP poll and fifth in the Coaches poll.

Creighton is one of 10 teams that have been ranked in all 14 AP polls since Feb. 3, 2020, joining Baylor, Duke, Florida State, Gonzaga, Houston, Iowa, Kansas, Tennessee and Villanova.

This week marks the 17th time in program history that the Bluejays have spent in the top-10, with all but one of those coming under **Greg McDermott**.

The No. 7 AP ranking equals the best mark in program history, which was also done on Jan. 16, 2017, March 9, 2020 and March 16, 2020.

The No. 5 ranking in the Coaches poll is the best mark in program history, two spots better than the No. 7 slotting on Jan. 16, 2017 and Dec. 7, 2020.

Creighton was also No. 30 in the inaugural NET rankings that were released on Jan. 4th.

Winning The Close Ones

Creighton has won its past three games by a combined nine points, defeating UConn by two in overtime, Xavier by five and Providence by two.

All three games went down in the final seconds of regulation, as **Damien Jefferson** tied the game at UConn with 0.2 left, Xavier's **Adam Kunkel** missed a potential game-tying three-pointer in the final 10 seconds, and **Christian Bishop's** dunk with 0.8 left won the game at Providence.

Creighton had not won three straight games -- all by five points or less -- since Feb. 18-25, 2002.

Creighton has not won four straight games -- all by five points or less -- since Dec. 23, 1966 - Jan. 4, 1967.

Before the current three-game streak of close victories, only two of Creighton's 44 wins since Nov. 28, 2018 (in 67 games) had come by five points or less.

The nation's only team with a streak of four straight wins by five points or less this season is Washington State. Others with a three-game streak include South Dakota State, Texas State,

Career Stats vs. Seton Hall

	G-S	FG	Pct	3FG	Pct	FT	Pct	Reb	Avg	A	T	B	S	Pts	Avg	HI
Mahoney	2-0	11-23	.478	6-11	.545	6-6	1.000	4	2.0	3	1	0	2	34	17.0	18
Zegarowski	3-3	18-26	.692	6-9	.667	7-8	.875	13	4.3	17	7	0	2	49	16.3	23
Bishop	4-2	9-19	.474	0-2	.000	11-17	.647	13	3.3	2	4	4	2	29	7.3	11
Jefferson	4-2	11-18	.611	1-4	.250	3-6	.500	18	4.5	5	0	1	2	26	6.5	18
Ballock	6-4	10-36	.278	4-24	.167	1-1	1.000	22	3.7	15	9	3	4	25	4.2	13
Zeil	1-0	0-0	---	0-0	---	0-0	---	0	0.0	0	0	0	0	0	0.0	--
Mitchell	1-0	0-0	---	0-0	---	0-0	---	0	0.0	0	1	0	1	0	0.0	--
Canfield	1-0	0-0	---	0-0	---	0-0	---	0	0.0	0	0	0	0	0	0.0	--

2020-21 Dunks (31)			
Name	2020-21	Career (CU only)	
Christian Bishop	17	17	70
Ryan Kalkbrenner	9	9	9
Damien Jefferson	3	20	20
Jacob Epperson	1	18	18
Mitch Ballock	1	5	5

Creighton's Biggest Comebacks CHI Health Center Omaha History			
Date	Opponent	Deficit	Final Score
01/28/06	Wichita State	19	W 57-55
11/19/14	#18 Oklahoma	18	W 65-63
11/09/07	DePaul	17	W 74-62
03/18/08	Rhode Island	17	W 74-73
11/16/08	New Mexico	16	W 82-75

Largest CHI Health Center Omaha Comebacks - Opponents			
Date	Opponent	Deficit	Final Score
02/17/18	Marquette (vs. CU)	16	MU 90-86
01/07/20	#16 Villanova (vs. CU)	14	VU 64-59
02/22/17	Providence (vs. #23 CU)	13	PC 68-66
01/09/19	#21 Marquette (vs. CU)	13	MU 106-104 (OT)
01/12/16	#12 Providence (vs. CU)	12	PC 50-48
12/14/20	Marquette (vs. CU)	12	MU 89-84

2020-21 BIG EAST Preseason Poll		
Rk.	School (1st place votes)	Total
1.	Villanova (9)	99
2.	Creighton (2)	91
3.	Providence	79
4.	Connecticut	69
	Seton Hall	67
6.	Marquette	50
7.	Xavier	47
8.	Butler	37
9.	St. John's	33
10.	DePaul	20
11.	Georgetown	13

Preseason All-BIG EAST Team	
First Team	
Marcus Zegarowski, Creighton (Preseason POY)	
Charlie Moore, DePaul	
David Duke, Providence	
Sandro Mamukelashvili, Seton Hall	
Collin Gillespie, Villanova	
Jeremiah Robinson-Earl, Villanova	

Pronunciation Guide	
Rati Andronikashvili ... RAH-tee • Ahn-dro-NEEK-ish-vee-lee
Mitch Ballock	BAL (like pal)-lock
Antwann Jones	AN-twon
Modestas Kancleris	Mo-DEST-iss • Con-SLARE-iss
Paul Lusk	LUSK (rhymes with tusk)
Shereef Mitchell	SHUR-reef
Sami Osmani	Sammy • Oh's-MONN-ee
Nic Zeil	ZY-ul
Marcus Zegarowski	ZEG-a-roww-skee

Chattanooga, Xavier, Western Kentucky and Wyoming.

Marcus + Mitch = 10 3FG
 Creighton's a tough team to stop when **Marcus Zegarowski** and **Mitch Ballock** both get it rolling from three-point range, which is what happened on Saturday at Providence.

On Saturday, Zegarowski and Ballock combined for a season-best 10 triples, tied for their second-most as teammates.

Creighton is 52-21 when both men play in the same game, and 18-4 when they combine for seven or more trifectas. There's never been a game when both men played and were shut out from deep.

Numbers Never Lie (Unless they Do)
 Need some other random figures to watch?
 Creighton is 14-1 all-time when **Marcus Zegarowski** has 19 or more points, 7-0 when he has eight or more assists and 22-4 when he makes three or more three-pointers.

Creighton is 13-2 all-time when **Mitch Ballock** scores 17 or more points, 10-0 when he has six or more assists and 12-0 when he makes three or more free throws.

Creighton is 14-2 all-time when **Christian Bishop** has seven or more rebounds.

Finally, Creighton is also 15-1 when **Shereef Mitchell** grabs two or more rebounds, and also 15-1 when he dishes multiple assists.

2020-21 Creighton Basketball Numerical Roster						
No.	Name	Yr.	Pos.	Ht.	Wt.	Hometown (High School / Last School)
0	Antwann Jones	So.	G	6-6	220	Orlando, Fla. (Oak Ridge HS / Univ. of Memphis)
4	Shereef Mitchell	So.	G	6-0	170	Omaha, Neb. (Sunrise Christian [Kan.] Academy)
5	Alex O'Connell	Sr.	G	6-6	186	Roswell, Ga. (Milton HS / Duke Univ)
10	Jett Canfield	So.	G	5-10	165	Topeka, Kan. (Hayden Catholic)
11	Marcus Zegarowski	Jr.	G	6-2	180	Hamilton, Mass. (Tilton School)
12	Andrew Merfeld	Fr.	G	5-11	185	Omaha, Neb. (Skutt Catholic)
13	Christian Bishop	Jr.	F	6-7	220	Lee's Summit, Mo. (West)
14	Sami Osmani	Fr.	G	6-4	205	Oak Lawn, Ill. (Oak Lawn Community)
20	Nic Zeil	So.	F	6-8	210	Kansas City, Mo. (Park Hill)
22	Devin Davis	Fr.	G	6-0	175	Chicago, Ill. (Westinghouse College Prep)
23	Damien Jefferson	Sr.	F	6-5	220	East Chicago, Ind. (Central HS / Univ. of New Mexico)
24	Mitch Ballock	Sr.	G	6-5	205	Eudora, Kan. (Eudora)
32	Ryan Kalkbrenner	Fr.	C	7-0	235	St. Louis, Mo. (Trinity Catholic)
34	Denzel Mahoney	Sr.	G/F	6-5	220	Oviedo, Fla. (Hagerty HS / Southeast Missouri State Univ.)
41	Jacob Epperson	Jr.	C	6-11	235	Melbourne, Australia (La Lumiere)
44	Rati Andronikashvili	Fr.	G	6-4	185	Tbilisi, Georgia (35 Sajaro Skoka)
55	Modestas Kancleris	Fr.	F	6-9	195	Kaunas, Lithuania (Varpas Gimnazija)

Head Coach: Greg McDermott (Northern Iowa, 1988)
11th season at Creighton: 239-118 (.669)
27th season as a head coach: 519-313 (.624)

Assistant Coaches: Alan Huss, Paul Lusk, Terrence Rencher
Assistant to the Head Coach: Steve Merfeld
Director of Basketball Operations: Jeff Vanderloo
Video Coordinator: Casey Matthews
Administrative Assistant: John McKew
Diversity and Inclusion Officer: Len Gordy
Graduate Manager: Ty Nurse
Athletic Trainer: Ben McNair

Conference Game 6 Success
 Creighton has won its sixth conference game of the season in 22 of the previous 26 seasons.

Wednesday's game vs. Seton Hall is Creighton's sixth BIG EAST contest this season.

Even more impressively, Creighton has been on the road in five of the previous seven seasons for its sixth league contest.

Jefferson Swipes Six
Damien Jefferson had six steals in Creighton's win at Providence on Jan. 2nd, matching the most by any Bluejay under **Greg McDermott**.

Jefferson joins **Ty-Shon Alexander** (Jan. 1, 2020 vs. Marquette) and **Davion Mintz** (March 3, 2019 at Marquette) in that elite group. CU hasn't had a player with seven steals in a game since 2008.

After tying for sixth on the team with 19 steals in 30 games last season, Jefferson paces Creighton with 15 steals so far this winter. His 2.40 steals per league games tops the BIG EAST.

New Kid On The Block
 Freshman **Ryan Kalkbrenner** had a season-high four blocked shots on Saturday at Providence.

It's the most by a Bluejay in one game since **Christian Bishop** had four on Feb. 23, 2020 vs. Butler.

No Bluejay has had five blocked shots in a game since **Jacob Epperson** had five swats on March 8, 2018 in the BIG EAST Tournament vs. Providence.

Kalkbrenner's four blocked shots were the most by a CU freshman since Epperson's five blocks in the game mentioned in the above paragraph.

**Associated Press Top 25
January 4, 2021**

Rk	School	W-L	PTS
1	Gonzaga (63)	10-0	1599
2	Baylor (1)	9-0	1537
3	Villanova	8-1	1453
4	Texas	8-1	1415
5	Iowa	9-2	1298
6	Kansas	8-2	1224
7	Creighton	8-2	1140
8	Wisconsin	9-2	1085
9	Tennessee	7-1	1076
10	Michigan	9-0	1039
11	Houston	8-1	977
12	Illinois	8-3	878
13	Missouri	7-1	747
14	West Virginia	8-3	706
15	Rutgers	7-2	703
16	Minnesota	10-2	559
17	Oregon	8-1	545
18	Texas Tech	8-3	445
19	Clemson	8-1	411
	Virginia Tech	8-1	411
21	Duke	3-2	280
22	Virginia	5-2	258
23	Saint Louis	7-1	133
24	Michigan State	7-3	133
25	Florida State	5-2	120

Others receiving votes: Florida 110, Louisville 103, Ohio State 96, Northwestern 86, Oklahoma State 68, Arizona 25, Colorado 19, BYU 18, Drake 17, North Carolina State 16, Oklahoma 15, Arkansas 14, **Seton Hall 11**, UCLA 6, **Xavier 5**, San Diego State 4, **Connecticut 4**, LSU 3, Boise State 3, Indiana 2, Alabama 2, Syracuse 1.

**Ferris Mowers Top 25 Coaches Poll
Jan. 4, 2021**

Rk	School	W-L	PTS
1	Gonzaga (29)	10-0	797
2	Baylor (3)	9-0	771
3	Villanova	8-1	726
4	Texas	8-1	694
5	Creighton	8-2	587
6	Kansas	8-2	583
7	Iowa	9-2	575
8	Tennessee	7-1	541
9	Michigan	9-0	529
10	Wisconsin	9-2	524
11	Houston	8-1	464
12	Illinois	8-3	435
13	Missouri	7-1	387
14	Rutgers	7-2	351
15	Oregon	8-1	320
16	West Virginia	8-3	314
17	Minnesota	10-2	289
18	Clemson	8-1	235
19	Texas Tech	8-3	197
20	Virginia Tech	8-1	151
21	Virginia	5-2	108
22	Florida State	5-2	104
23	Saint Louis	7-1	87
24	Duke	3-2	85
25	Louisville	7-1	69

Others receiving votes: Northwestern 64; Florida 62; Michigan State 59; Ohio State 58; Oklahoma State 50; UCLA 42; Drake 30; San Diego State 22; Arkansas 13; North Carolina State 11; Colorado 11; Boise State 11; **Xavier 10**; **Connecticut 10**; **Seton Hall 6**; Saint Mary's 5; Oklahoma 3; Tulsa 2; Southern California 2; Colorado State 2; Alabama 2; SMU 1; Loyola (Chicago) 1.

It's A WWWinning Streak

Creighton has won four games in a row, and can grow that total with a fifth straight win on Wednesday.

Entering this season, Creighton has had at least one streak of five or more wins in 21 of the last 23 seasons.

Ballock Over 1,100; Zegarowski Close To 1,000

Mitch Ballock owns 1,103 career points after surpassing the 1,000 point mark on Nov. 29 vs. North Dakota State in CU's season-opener, which was also his 100th career game.

Ballock entered last season's BIG EAST Tournament with 996 points and scored nine points in the first half vs. St. John's on March 12th, but those points were erased when the game was abandoned at halftime.

Marcus Zegarowski is also closing in on 1,000 career points. He enters the Seton Hall game with 978 career points (46th in CU history) in 73 games as a Bluejay.

Games To 1,000 Points, Last 18 Bluejays

Name	CU Games to 1,000 pts.	Date
Mitch Ballock	100	11/29/20
Ty-Shon Alexander	85	01/15/20
Khyri Thomas	94	02/10/18
Marcus Foster	54	01/17/18
Austin Chatman	138	03/11/15
Ethan Wragge	132	01/18/14
Gregory Echenique	101	03/24/13
Doug McDermott	57	01/15/12
Antoine Young	115	12/10/11
Kenny Lawson Jr.	108	11/21/10
P'Allen Stinnett	86	01/16/10
Dane Watts	115	01/22/08
Anthony Tolliver	124	03/16/07
Johnny Mathies	91	03/03/06
Nate Funk	92	02/28/05
Kyle Korver	81	01/30/02
Ben Walker	105	01/06/01
Ryan Sears	97	12/01/00
Rodney Buford	59	03/01/97

Most Career Points, Creighton History

Rank	Pts.	Name	Years
1.	3,150	Doug McDermott	2010-14
2.	2,116	Rodney Buford	1995-99
3.	2,110	Bob Harstad	1987-91
4.	1,983	Chad Gallagher	1987-91
5.	1,876	Bob Portman	1966-69
6.	1,801	Kyle Korver	1999-03
7.	1,754	Nate Funk	2002-07
8.	1,682	Rick Apke	1974-78
9.	1,661	Paul Silas	1961-64
10.	1,654	Vernon Moore	1981-85
11.	1,575	Benoit Benjamin	1982-85
12.	1,526	John C. Johnson	1975-79
13.	1,500	Kevin McKenna	1977-81
14.	1,437	Eddie Cole	1951-55
15.	1,369	Gene Harmon	1971-74
16.	1,361	Duan Cole	1987-92
17.	1,342	Antoine Young	2008-12
18.	1,313	Kenny Lawson Jr.	2006-11
19.	1,309	Ryan Sears	1997-01
20.	1,303	Elton Tuttle	1951-54
21.	1,292	Marcus Foster	2016-18
22.	1,272	Bob Gibson	1954-57

23.	1,267	Wally Anderzunas	1965-67, 1968-69
24.	1,254	Gary Swain	1983-87
25.	1,241	Ty-Shon Alexander	2017-20
25.	1,238	Ben Walker	1997-01
27.	1,196	Ray Yost	1951-54
28.	1,172	Dick Harvey	1956-59
29.	1,155	Ethan Wragge	2009-14
30.	1,152	Dane Watts	2004-08
31.	1,140	Khyri Thomas	2015-18
32.	1,116	Kenny Evans	1982-87
33.	1,115	Doug Brookins	1972-75
	1,115	Daryl Stovall	1978-82
35.	1,103	Mitch Ballock	2017-Pres.
36.	1,093	Tim Powers	1964-67
37.	1,050	Reggie Morris	1982-86
38.	1,031	Johnny Mathies	2003-06
39.	1,024	P'Allen Stinnett	2007-10
40.	1,023	Rod Mason	1986-88
41.	1,013	Austin Chatman	2011-15
42.	1,006	Gregory Echenique	2010-13
43.	1,004	Anthony Tolliver	2003-07
44.	994	Chuck Officer	1960-62, 1963-64
45.	979	Terrell Taylor	1999-02
46.	978	Marcus Zegarowski	2018-Pres.
47.	967	David Wesely	1975-79
48.	965	Fritz Pointer	1963-66
49.	939	Cyril Baptiste	1969-71
50.	931	Cornell Smith	1973-77

A Good Start

Here's a look at how Creighton has done statistically after 10 games in recent seasons.

Notably, this is the second time that CU has five had double-figure scorers after 10 games since 1994-95 (also 2015-16).

Of note, Creighton has started 5-5 or better after 10 games in 26 of the past 27 seasons (including 2020-21).

Creighton Stats Through 10 Games, Since 1994-95

Year	W-L	PPG	FG%	3FG	10+ PPG guys
2020-21	8-2	81.3	.482	101	5
2019-20	8-2	78.5	.478	98	3
2018-19	7-3	83.8	.510	117	3
2017-18	8-2	90.2	.516	102	3
2016-17	10-0	91.6	.544	99	4
2015-16	7-3	85.5	.506	93	5
2014-15	8-2	73.8	.438	85	2
2013-14	8-2	83.7	.491	113	2
2012-13	9-1	80.2	.519	90	2
2011-12	9-1	86.0	.516	90	2
2010-11	6-4	69.0	.426	74	3
2009-10	4-6	71.3	.450	78	2
2008-09	8-2	75.6	.439	89	3
2007-08	9-1	80.8	.478	84	2
2006-07	6-4	66.0	.408	59	3
2005-06	7-3	69.3	.405	70	3
2004-05	8-2	69.2	.434	80	2
2003-04	10-0	72.1	.463	61	2
2002-03	10-0	84.9	.526	97	1
2001-02	6-4	75.9	.439	63	3
2000-01	8-2	76.0	.445	83	3
1999-00	9-1	74.7	.458	84	2
1998-99	8-2	78.4	.454	79	2
1997-98	7-3	77.3	.467	73	1
1996-97	5-5	65.7	.409	57	2
1995-96	5-5	66.7	.390	56	3
1994-95	4-6	65.1	.404	66	3

Creighton Basketball Streaks of Note

Streak	What	Last Time Not True
892	consecutive games with at least one three-pointer made	2/20/93 at Illinois State (0-5)
263	consecutive games with a three-pointer before halftime	1/23/13 at Drake (0-7)
118	consecutive home wins vs. teams entering with a record of .500 or worse	2/25/02 vs. Drake (DU was 13-14)
32	consecutive home wins on Friday's	12/12/75 vs. North Texas (L 75-71)
26	consecutive wins when making 25 or more free throws	1/20/07 vs. Southern Illinois (26-30)
26	consecutive wins in home openers	12/3/94 vs. SMU (L 77-70)
20	consecutive wins when making more FT than its opponent attempts	2/17/19 vs. Seton Hall
18	consecutive wins when 5+ players score 10 or more points	1/9/19 vs. Marquette

Are You Experienced?

Year after year, one common theme to success in college basketball is to have veteran players. This year's Creighton team is full of experienced players.

CU's starting five features two juniors and three seniors who have combined for 20 years of college experience.

Off the bench, **Alex O'Connell** and **Jacob Epperson** are in their fourth college campaign, **Antwann Jones** in his third year and **Shereef Mitchell** in his second season. Of the regular Bluejay rotation, only **Ryan Kalkbrenner** is a freshman.

On January 6th, Creighton's starting five (**Mitch Ballock**, **Christian Bishop**, **Damien Jefferson**, **Denzel Mahoney** and **Marcus Zegarowski**) will be a collective 40,757 days old. By comparison, the starting line-up used by the Chicago Bulls in its first four games this season (**Wendell Carter Jr.**, **Zach Lavine**, **Lauri Markkanen**, **Coby White** and **Patrick Williams**) will be a combined 40,708 days old on January 6th.

Big Deficits, No Big Deal

Creighton owns 21 victories under **Greg McDermott** after trailing by double-figures at some point, none larger than the 18-point deficit the Bluejays overcame against then-No.18 Oklahoma on Nov. 19, 2014. Ten of those 21 comebacks have come away from home.

Creighton's comeback on Dec. 23rd was its largest since trailing by 18 vs. No. 18 Oklahoma on Nov. 19, 2014. That same rally vs. the Sooners was also the last time CU rallied from 13 points or more down against a ranked team.

If you're curious, CU's largest comeback win since 2000 came on Jan. 28, 2006, when the Jays trailed 25-6 early before rallying to beat Wichita State.

CU's Double-Digit Comebacks Under McDermott

Deficit	Opponent	Date
18	#18 Oklahoma	11/19/14
17	at San Diego State	11/30/11
16	at Evansville	02/16/13
14	Evansville	02/21/12
13	at Saint Joseph's	11/16/13
13	Xavier	01/12/14
13	#22 Xavier	12/23/20
12	Saint Joseph's	12/11/10
12	at DePaul	01/17/16
12	East Tennessee State	11/11/18
11	at Wichita State	12/31/11
11	Northern Iowa	01/10/12
11	vs. Alabama	03/16/12
11	vs. Ole Miss	11/21/16
10	UAB	11/14/12
10	vs. Drake	03/02/12
10	at Nebraska	12/07/14
10	South Dakota	12/09/14
10	St. John's	01/03/18
10	at DePaul	02/07/18
10	Bemidji State	02/13/18

Ballock Bombs Away

Mitch Ballock has made a three-pointer in each of his last 16 games. It's the third different time in his career he's made a three-pointer in 15 games in a row or longer.

Ballock has made a trey in 39 of the last 40

Miscellaneous Statistics, Trends and Tidbits

2020-21 Creighton Trends

Current Streak	Won 4
Overall Record	8-2
BIG EAST Record	4-1
Last 5 Games	4-1
Last 10 Games	8-2
Overtime Games	1-0
Longest Winning Streak	Won 4
Home Streak	Won 1

When Leading at Halftime	8-1
Home	5-1
Away	3-0
Neutral	0-0
When Trailing at Halftime	0-1
Home	0-0
Away	0-1
Neutral	0-0

Creighton's Record When...

Jays shot 40% or better from field	7-2
Opponent shot 40% or better from field	3-1
Jays shot less than 40% from field	1-0
Opponent shot less than 40% from field	5-1
Jays shot 40% or better from 3-pt range	3-1
Opponent shot 40% or better from 3-pt range	2-2
Jays outrebounded opponent	5-0
Opponent outrebounded Jays	3-2
Jays scored 70 or more points	5-2
Opponent scored 70 or more points	3-2
Jays allowed fewer than 70 points	4-0
Opponent allowed fewer than 70 points	3-0
A Bluejay player scored 20 or more points	3-1
An opposing player scored 20 or more points	2-2
A Bluejay player had 10 or more rebounds	2-0
An opposing player had 10 or more rebounds	1-2

Field Goal Shooting	FGM-FGA	Pct.
Home	183-376	.487
Away	118-249	.474
Neutral	0-0	---

Free Throw Shooting	FTM-FTA	Pct.
Home	76-106	.717
Away	34-61	.557
Neutral	0-0	---

Jays' Record by Day of the Week

Sunday	2-0
Monday	0-1
Tuesday	1-1
Wednesday	1-0
Thursday	1-0
Friday	2-0
Saturday	1-0

Bluejay Statistical Leaders (Includes all ties)

Points: Zegarowski 4, Bishop 3, Mahoney 2, Ballock 1, Kalkbrenner 1, Jones 1
Rebounds: Bishop 4, Jefferson 3, Ballock 2, Jones 1, Kalkbrenner 1, Mahoney 1
Assists: Zegarowski 7, Jefferson 3, Ballock 2, Mahoney 1, Jones 1
Steals: Mahoney 5, Zegarowski 4, Jefferson 4, Mitchell 2, Ballock 2, Bishop 1, O'Connell 1, Kalkbrenner 1
Blocks: Kalkbrenner 6, Epperson 3, Bishop 3, Zegarowski 1

Margin of Victory and Defeat

	1	2	3	4	5	6	7	8	9	10	11	18	24	27	35
CU Wins	—	2	—	—	1	—	—	—	—	—	1	1	1	1	1
CU Losses	1	—	—	—	1	—	—	—	—	—	—	—	—	—	—

Jays on Television (8-2)

FS1 (6-1); FOX (1-0); BTN (1-0); ESPN (0-1)

games, with the lone exception coming on Feb. 12, 2020 at Seton Hall.

Ballock is the first Bluejay with a trey in 16 games or longer since Ballock himself had a triple in 23 games in a row from Nov. 12, 2019 - Feb. 8, 2020.

Ballock is one of three current Bluejays to have compiled a streak of 15 or longer straight games at some point in their college career, joining **Marcus Zegarowski** (20) and **Denzel Mahoney** (19 at Southeast Missouri State).

The longest streak of games with a three-pointer in Creighton history is 33 by Alexander from Feb. 27, 2018 - March 6, 2019.

Ballock is one of eight players in the BIG EAST to make a three-pointer in every one of his team's games this season, as seen in the list below. The number in parentheses is a streak that dates back to last season (including previous Division I schools).

BIG EAST Men With a 3FG in Every Team Game This Year

Streak	Player, School	Previous School
10 (16)	Mitch Ballock, Creighton	-
9 (26)	Justin Moore, Villanova	-
9 (22)	Jahvon Blair, Georgetown	-
9 (12)	Collin Gillespie, Villanova	-
6 (13)	RJ Cole, UConn	Howard
6 (6)	Jair Bolden, Butler	South Carolina
3 (4)	Javon Freeman-Liberty, DePaul	Valparaiso
3 (3)	Kobe Elvis, DePaul	-

Strong League Start Projects To Postseason

Creighton has started 5-2 or better in league play in six of **Greg McDermott's** first 10 seasons at the helm.

Five of those teams to start like that reached the NCAA Tournament, while a sixth reached the quarterfinals of the NIT.

Each of Creighton's 14 teams since 1988-89 to start 5-2, 6-1 or 7-0 after seven games in league play have reached the postseason, a stretch that includes nine NCAA Tournaments and five NIT's.

Last year CU started 4-3 in league play, before finishing 13-5, but the postseason was cancelled.

This year marks Creighton's third 4-1 league start in the past five seasons, and first since 2017-18. The Jays last started BIG EAST action 5-1 in 2016-17.

Winning With Defense

Creighton defeated Xavier on Dec. 23rd despite shooting a season-low 35.5 percent from the field.

In 11 seasons under **Greg McDermott**, it was just the 17th time that Creighton shot under 36 percent, but only its second victory.

Creighton had defeated North Carolina Central on Nov. 23, 2014 while shooting 18-of-51 (35.3 percent).

Creighton's 66 points vs. Xavier matched its most in any game under McDermott when it shoots under 36 percent from the floor.

Limited Fan Attendance Allowed at Home

Creighton University has begun allowing a number of fans to attend men's basketball home games at CHI Health Center Omaha – currently up to 10% of maximum capacity – starting with the Xavier game on Dec. 23, under a plan approved by the Douglas County Health Department and the Metropolitan Entertainment & Convention Authority (MECA).

Limited tickets will be offered to season-ticket holders on a rotating basis utilizing the Creighton Athletics Priority Seating Point System and will be made available (subject to availability) on a game-by-game basis.

At this time, only select seats and suites (in limited capacity) have been approved for usage. All tickets will be sold digitally on a single-game basis with seat locations that allow for physical distancing.

CHI Health Center Omaha Success

Creighton has played 300 regular and postseason contests at CHI Health Center Omaha all-time in the 18-year-old facility.

The Bluejays own a 248-52 (.826) record all-time at the facility, and have never lost there on a Friday (21-0).

Creighton's Nov. 25, 2017 win over SIU Edwardsville was the program's 200th at the facility, coming in its 242nd home game. CU's 100th win came on Nov. 17, 2010, a 63-58 win over Louisiana.

Creighton has outscored its opponents 23,519-19,690 in games at CHI Health Center Omaha, an average margin of 12.76 points per game. Creighton has not trailed 84 different times.

Creighton is also 29-31 all-time in the 60 games at the arena in which it's fallen behind by double-figures at any point, 7-11 when down by 10+ points at halftime in the facility, and 35-25 when trailing at halftime at CHI Health Center Omaha.

Creighton is 151-34 (.816) at CHI Health Center Omaha under **Greg McDermott**, including an 87-6 record vs. non-conference teams.

Factor in a 17-0 home mark at the Omaha Civic Auditorium in 2002-03 and two wins at the Civic in the 2010 CIT, and the Bluejays are 267-52 (.837) at home since the start of the 2002-03 campaign.

Balance Is Big

All five Creighton starters are averaging in double-figures this season, and the Bluejays have had at least five men score in double-digits in 5-of-10 contests overall.

Creighton has won 18 games in a row when five or more players score 10 or more points.

Eight different players have scored 10 or more points in a game this season, a list that doesn't include **Alex O'Connell** or **Jacob Epperson**. O'Connell owned 13 career games of 10+ points at Duke, while Epperson's done it four times as a Bluejay in 2017-18 or 2018-19.

Christian Bishop, **Damien Jefferson**, **Marcus Zegarowski** and **Denzel Mahoney** have each scored in double-figures in at least seven games they've played in this winter.

In the last 5:01 of play at UConn, Creighton had

12 points, with each starter scoring either two or three points.

In league play, all five Bluejay starters are averaging 10.4 points per game or more.

High-Powered Offense

Creighton is second in the BIG EAST and ranks 48th nationally with 81.3 points per game.

The Bluejays have pumped in 93 or more points in four games this season, one of 11 teams in the country (with Iowa, Gonzaga, Baylor, Bryant, The Citadel, Oral Roberts, Sam Houston State, Coastal Carolina, McNeese State and UMKC) who can say that. Last year's BIG EAST champion squad only cracked the 93-point barrier three times all season.

Creighton is 46-3 in 11 seasons under **Greg McDermott** when scoring 93 points or more. The nation's only teams to score 93+ more than 49 times since 2010-11 are North Carolina (67), Gonzaga (65) and Duke (50).

By comparison, McDermott's teams scored 93+ points just once in his four seasons at Iowa State (96 on 11/22/09 vs. Mississippi Valley State), and also just once in five years at Northern Iowa (99 on 12/1/04 vs. Iowa State).

Double-Double Duo

Creighton had a pair of players record a double-double in its Dec. 17 victory at St. John's as **Christian Bishop** (11 points, 10 rebounds) and **Damien Jefferson** (10 points, 10 rebounds) each had their first double-doubles of the season. It was also Bishop's first career double-double.

Bishop and Jefferson were the first Bluejay duo to record double-doubles in the same contest since Dec. 9, 2017, when both **Martin Krampelj** and **Ronnie Harrell Jr.** did it.

On Dec. 20 at Connecticut, **Denzel Mahoney** had his first double-double as a Bluejay when he had 10 points and a career-high 13 rebounds. Mahoney's 13 rebounds were the most by a Bluejay since **Martin Krampelj** had 14 vs. Butler on Jan. 9, 2018.

Big Ryan's Big Night

Freshman center **Ryan Kalkbrenner** had a season-high 15 points in just 16 minutes of work on Dec. 17 at St. John's, including four baskets in a three-minute span during the decisive 22-4 second half run.

For the season, Kalkbrenner has averaged 7.2 points, 4.0 rebounds and 1.6 blocked shots while playing just 13.0 minutes per game. Kalkbrenner ranks sixth nationally among freshmen with 16 blocked shots, and first in the BIG EAST among classmates.

He ranks sixth in the BIG EAST in field goal percentage (.571), yet third on the Bluejay squad behind **Christian Bishop** (.676) and **Damien Jefferson** (.603).

Kalkbrenner became CU's first true freshman since **Benoit Benjamin** (1982-83) to have a blocked shot in each of CU's first three games of the season.

Creighton is 8-0 this year when he makes a field goal, and 0-2 when he does not. The Bluejays are also 7-0 when he blocks a shot, and 1-2 when he does not.

Dame Time

Damien Jefferson came two assists shy of producing Creighton's first traditional triple-double when he posted 10 points, 10 rebounds and eight assists on Thursday at St. John's.

His performance made him the only Creighton player in the last 34 seasons with at least 10 points, 10 rebounds and eight or more assists in the same game.

Creighton has had only three triple-doubles in program history, but all three were of the points/rebounds/blocks variety by **Benoit Benjamin**.

Jefferson is just the second Bluejay player with a game of at least eight points, rebounds and assists in 11 seasons under **Greg McDermott**. **Khyri Thomas** had 16 points, eight rebounds and eight assists vs. DePaul on Feb. 27, 2018.

Here's a list of Creighton players with at least 7+ points, 7+ rebounds and 7+ assists in the same game since 1987-88.

7+ Point, 7+ Rebound, 7+ Assist Games, Since 1987-88

Pts.	Reb.	Ast.	Name	Date
16	9	7	Mike Amos	1/30/1993
24	11	7	Rodney Buford	11/18/1998
25	8	8	Ryan Sears	1/8/2000
9	7	10	Grant Gibbs	12/19/2011
12	10	7	Grant Gibbs	1/13/2012
12	7	9	Austin Chatman	11/11/2013
9	7	7	Austin Chatman	1/25/2014
7	9	7	Khyri Thomas	12/9/2015
16	8	7	Maurice Watson Jr.	1/26/2016
14	12	7	Khyri Thomas	2/28/2017
16	8	8	Khyri Thomas	2/27/2018
10	10	8	Damien Jefferson	12/17/2020

O'Connell Makes Creighton Debut

A vote by the NCAA Division I Council on Dec. 16 made **Alex O'Connell** immediately eligible. He made his debut one day later at St. John's with six points, two rebounds a steal, and an assist in 12 minutes of action. He contributed two points and two rebounds vs. Connecticut on Dec. 20 in eight minutes, then had four points and five rebounds in 10 minutes on Dec. 23 vs. No. 22 Xavier.

A senior guard from Roswell, Ga., O'Connell had not played in Creighton's first six games this season while sitting out after an off-season transfer from Duke University. He had been awaiting a ruling on a waiver that Creighton had filed on his behalf with the NCAA.

While at Duke, O'Connell appeared in 101 games, including 14 starts. He contributed 431 points and 182 rebounds for the Blue Devils with single-game highs of 20 points, seven rebounds and four steals.

Though a senior, O'Connell will also be eligible to return to Creighton for the 2021-22 season as a result of a previous NCAA decision that indicated winter sport student-athletes who compete during 2020-21 in Division I will receive both an additional season of competition and an additional year in which to complete it.

Denzel A Leading Man

Creighton trailed 70-65 with 84 seconds left at Kansas before **Denzel Mahoney** embarked on a personal 5-0 run to tie the game just 21 seconds later.

Mahoney led Creighton with 19 points at Kansas. He upped that to 20 points on Dec. 11 vs. Nebraska before matching his Bluejay best with 21 points vs. Marquette last Dec. 14. He pumped in 16 more at St. John's in a win on Dec. 17.

In four career games as a Bluejay against a top-10 opponent, Mahoney has averaged 18.7 points, 3.8 rebounds and 2.3 steals per game to help CU to a 3-1 mark. Mahoney has made 53.1 percent (26-49) of his shots from the floor, 45.5 percent (10-22) from three-point range and 100 percent (12-12) at the charity stripe.

Four of his top 10 single-game scoring efforts at CU have come in those four games against top-10 competition.

Denzel Mahoney's Top Scoring Games at Creighton

Points	Opponent	Date
21	at #8 Villanova	02/01/20
21	Marquette	12/14/20
20	Nebraska	12/11/20
19	at Georgetown	01/15/20
19	at #5 Kansas	12/08/20
18	St. John's	02/08/20
18	at #10 Seton Hall	02/12/20
17	Nebraska-Omaha	12/01/20
16	#8 Seton Hall	03/08/20
16	at St. John's	12/17/20

Don't Forget DJ

Damien Jefferson had scored in double-figures in a career-long seven straight games, averaging 11.1 ppg., in that period, before scoring five in the Dec. 23 win vs. Xavier.

His biggest basket as a Bluejay came on Dec. 20th, when he connected on a jumper with 0.2 seconds left in regulation to force overtime at UConn.

Jefferson owns 31 assists compared to 19 turn-overs this year after owning 64 assists and 61 turn-overs his first two years as a Bluejay.

Ballock Surpasses 250 Treys

Mitch Ballock owns 260 three-pointers in his Bluejay career, including a season-high eight on Dec. 14 vs. Marquette. That puts him in fourth place in program history in that category, passing **Ryan Sears** (245) for fourth place.

His 232 career treys entering the year were third-most in school history after a junior season, trailing only **Kyle Korver** (242) and **Ethan Wragge** (234).

Ballock ranked 19th nationally with 93 three-pointers made and 11th in three-point percentage (.435) last season.

Most Career 3FG, Creighton History

Rank	3FG	Name	Years
1.	371	Kyle Korver	1999-03
2.	334	Ethan Wragge	2009-14
3.	274	Doug McDermott	2010-14
4.	260	Mitch Ballock	2017-Pres.
5.	245	Ryan Sears	1997-01
6.	212	Rodney Buford	1995-99
7.	210	Ty-Shon Alexander	2017-20
8.	206	Jahenns Manigat	2010-14
9.	200	Nate Funk	2002-07
10.	185	Matt Roggenburk	1986-90

The Great Eight

Mitch Ballock made nine three-pointers in Creighton's first five games of the season before erupting on Dec. 14 vs. Marquette. The senior guard from Eudora, Kan., made 8-of-14 three-pointers en route to a season-high 26 points.

His eight trifectas were tied for fourth-most in a game in Bluejay history, but three behind his record 11 vs. DePaul on March 9, 2019.

Ballock joined **Kyle Korver** as the only players in school history with multiple games of eight or more triples.

In addition, Ballock's 14 three-point attempts were also tied for fourth-most in program history and one behind the program record.

Ballock owns 142 career three-pointers in BIG EAST play, which ranks tied for 27th all-time. That's one behind **Andy Rautins** for 26th all-time, and five shy of tying for 21st place with **Trevon Bluiett**, **Ryan Arcidiacono**, **D'Vauntes Smith-Rivera** and **Darius Rice**.

Ballock's 26 points were the most by a Bluejay in any conference opener since 2012, when **Doug McDermott** scored 29 points vs. Evansville. That came when CU belonged to the Missouri Valley Conference.

3-Pointers Made, Game, Creighton History

3FG	Name, Opponent	Date
11	Mitch Ballock vs. DePaul	03/09/19
9	Kyle Korver vs. Evansville	01/15/03
	Ethan Wragge at Villanova	01/20/14
8	Tad Ackerman at Drake	01/23/95
	Kyle Korver at Xavier	12/31/02
	Terrell Taylor vs. Florida	03/15/02
	Isaiah Zierden at DePaul	01/17/16
	Mitch Ballock vs. Marquette	12/14/20

Most Career 3FG Made, BIG EAST Games Only

Rank	3FG	Name, School
1.	245	Markus Howard, Marquette
2.	201	Jeremy Hazell, Seton Hall
3.	189	Colin Falls, Notre Dame
4.	183	Gerry McNamara, Syracuse
5.	180	Myles Powell, Seton Hall
6.	178	Steve Edwards, Miami (Fla.)
7.	172	Deonta Vaughn, Cincinnati
8.	168	Allan Ray, Villanova
9.	167	Gary Buchanan, Villanova
10.	166	Kerry Kittles, Villanova
	166	Terry Dehere, Seton Hall
12.	165	Troy Bell, Boston College
13.	159	Matt Carroll, Notre Dame
	159	Scottie Reynolds, Villanova
15.	156	Bryce Cotton, Providence
16.	155	Darius Lane, Seton Hall
17.	154	Geoff Billett, Rutgers
18.	153	D'Angelo Harrison, St. John's
19.	149	Chris Thomas, Notre Dame
	149	Kris Jenkins, Villanova
21.	147	Trevon Bluiett, Xavier
	147	Ryan Arcidiacono, Villanova
	147	D'Vauntes Smith-Rivera
	147	Darius Rice, Miami (Fla.)
25.	145	Dana Barros, Boston College
26.	143	Andy Rautins, Syracuse
27.	142	Donnie McGrath, Providence
	142	Mitch Ballock, Creighton

Win The Turnover Battle

Creighton forced Nebraska into 25 turnovers last Friday, picking up 16 steals in the process.

The 25 turnovers tied the most in any of **Greg McDermott's** 351 games on the Creighton sideline along with a 2012 game vs. Tulsa.

Creighton's 38 points off Nebraska's 25 turn-overs included 11 points in transition.

The team's 38 points off turnovers were the most since Creighton began tracking points off turnovers for every game starting in 2004-05.

3's Are Falling

Creighton is tied for 10th in the country with three different games of 13 three-pointers this year. Among power conference teams, only Baylor (with 4) has done it more often.

Keying the trey parade has been **Mitch Ballock**, who has made a three-pointer in 16 straight games, with multiple treys in 14 of those contests.

Creighton has three of the six players in the BIG EAST with 22 or more three-pointers made, with **Marcus Zegarowski** leading the league with 29 and **Mitch Ballock** one behind with 28 treys.

Bishop Starts Big

Christian Bishop led Creighton in scoring during each of the first two games, and past history suggests he's in for a big season.

Bishop is the fifth Bluejay this century to lead CU in scoring each of the first two games. Each of the other four men would go on to earn First Team All-Conference accolades that season.

Those men include **Ty-Shon Alexander** (2019-20), **Marcus Foster** (2017-18), **Doug McDermott** (2013-14) and **Kyle Korver** (2002-03). Those four men combined to earn nine First Team All-Conference honors, and three of the four have signed NBA contracts.

Bishop has already made quite a statement in the race for the BIG EAST's Most Improved Player award. Here's his year-by-year numbers.

Year	PPG	RPG	BPG	FG%	FT%
2018-19	4.1	2.1	0.5	.671	.432
2019-20	8.6	5.3	1.1	.592	.579
2020-21	12.0	5.7	1.1	.676	.605

Number Eleven Goes Up To Eleven

Marcus Zegarowski had his first career double-double on Dec. 1 vs. Omaha when the junior guard who wears No. 11 finished with 11 points and 11 assists.

Zegarowski's 11 assists were a career-high and the most by a Bluejay since **Maurice Watson Jr.** had 14 assists at Providence on Jan. 7, 2017.

Zegarowski owns 144 points, 49 assists and 29 three-pointers made this season. Nationally, only **Alex Barcello** (BYU) and **Marreon Jackson** (Toledo) can also claim that.

On The Double

Creighton has led by double-figures for 76:00-of-140:00 minutes (54.2%) after halftime in home games.

For the season (all games), Creighton has trailed for just 94:24 of 405 minutes of play (23.3%). At home, CU has trailed for just 43:45 of 240 minutes (18.2%).

Playing With The Lead

In 300 games at CHI Health Center Omaha all-time, Creighton has not trailed in 84 of those contests, a staggering 28.0 percent of the time.

Under **Greg McDermott** at home, Creighton is 151-34 and hasn't trailed in 59 of those games.

Preseason Acclaim

Junior guard **Marcus Zegarowski** was named Preseason BIG EAST Player of the Year on Oct. 28th. In addition, senior guard **Mitch Ballock** was also

voted as a Preseason Second Team All-BIG EAST performer in the annual survey of league coaches.

The Bluejays, along with Kansas, are one of six schools with a Watch List candidate for both the **Bob Cousy** and **Jerry West** Awards, joining Baylor (**MaCio Teague** & **Jared Butler**), Florida State (**MJ Walker** & **Scottie Barnes**), Gonzaga (**Joel Ayayi** & **Jalen Suggs**), Kansas (**Ochai Agbaji** & **Marcus Garrett**) and Villanova (**Justin Moore** & **Collin Gillespie**).

Zegarowski is Creighton's second player ever named Preseason BIG EAST Player of the Year, joining **Doug McDermott** (2013-14). McDermott would go on to win BIG EAST Player of the Year honors, as well as 14 National Player of the Year accolades, at season's end.

In addition, both men have been recognized among the best in the nation at their position. Zegarowski is one of 20 players on the Preseason Watch List for the **Bob Cousy** Point Guard of the Year Award, and Ballock one of 20 players on the Preseason Watch List for the **Jerry West** Shooting Guard of the Year Award.

Torn ACL's End Two Seasons Early

Creighton will be without **Rati Andronikashvili** and **Modestas Kancleris** during the 2020-21 season after both men tore the anterior cruciate ligaments in their left knee three days apart during practices in early November.

Andronikashvili was injured on Nov. 1, with Kancleris three days last on Nov. 4. The two men, who are roommates, hail from the countries of Georgia and Lithuania, respectively.

On The Mend

When Creighton's 2020-21 season began on November 29th, it had been 716 days since **Jacob Epperson's** last appearance in a Division I game.

Epperson's last appearance came on Dec. 14, 2018 vs. Green Bay. He would earn a medical hardship for the rest of the 2018-19 season after undergoing knee surgery, then missed all of last year with a broken leg suffered in the preseason.

In Search of 20

Creighton has won 20 or more games in 20 of the last 22 seasons (entering 2020-21), a feat that puts the Jays among an exclusive group, nationally.

Just three schools nationally have had 20 or more wins each of the previous 22 years: Duke, Gonzaga and Kansas.

Kentucky has done it 21 times. Creighton and Florida have done it 20 times.

Most 20-Win Seasons, Last 22 Years

Team	20-Win Seasons	2019-20 W-L
Gonzaga	22	31-2
Kansas	22	28-3
Duke	22	25-6
Kentucky	21	25-6
Creighton	20	24-7
Florida	20	19-12

Home Run

Since **Greg McDermott** took over in 2010, Creighton is averaging 81.22 points per home game (15,025 points in 185 home games), a figure that climbs to 85.14 points in non-conference

home games (7,918 points in 93 home games).

Creighton is 118-6 all-time at CHI Health Center Omaha when scoring 80 or points.

Firing On All Cylinders

Creighton continues to be highly regarded by **KenPom.com**, and is currently 15th. That includes the nation's No. 10 offense, and No. 37 defense.

Creighton has not finished with a top-35 defense since 2006-07.

Last season was the fourth different time in **Greg McDermott's** first 10 seasons that Creighton has had a top-10 offense per KenPom.

Year	Off. Rating	Def. Rating	Team W-L
2010-11	66	174	23-16
2011-12	5	166	29-6
2012-13	5	66	28-8
2013-14	2	124	27-8
2014-15	59	138	14-19
2015-16	43	76	20-15
2016-17	32	46	25-10
2017-18	25	58	21-12
2018-19	47	83	20-15
2019-20	3	78	24-7
2020-21	10	36	8-2 so far

What Does #11 Mean?

Creighton was ranked 11th in the preseason *Associated Press* poll. Below is a listing of how teams ranked 11th in the preseason have done since 1999-2000.

Year	School	Year-End Rank*	NCAA's (Wins)
2019-20:	Virginia	16	Tourney Canceled
2018-19:	Kansas State	15	Yes (0)
2017-18:	West Virginia	14	Yes (2)
2016-17:	Indiana	NR	No (0)
2015-16:	Gonzaga	21	Yes (2)
2014-15:	Wichita State	14	Yes (2)
2013-14:	Ohio State	22	Yes (0)
2012-13:	North Carolina	NR	Yes (1)
2011-12:	Memphis	NR	Yes (0)
2010-11:	Kentucky	11	Yes (4)
2009-10:	Butler	11	Yes (5)
2008-09:	Purdue	17	Yes (2)
2007-08:	Marquette	25	Yes (1)
2006-07:	Alabama	NR	No (0)
2005-06:	Boston College	7	Yes (2)
2004-05:	Duke	3	Yes (2)
2003-04:	Kentucky	2	Yes (1)
2002-03:	Oregon	NR	Yes (0)
2001-02:	Virginia	NR	No (0)
2000-01:	Florida	8	Yes (1)
1999-00:	Kansas	NR	Yes (1)

*based on final poll before NCAA Tournament

Jays Mourn Loss Of Two Greats

Two prominent members of the Creighton Basketball family passed away in the off-season, as **Eddie Sutton** died on May 23rd and **Bob Gibson** lost his battle with pancreatic cancer a few months later on October 2nd. Both men were 84.

Sutton went 82-50 as Creighton's head coach and athletic director between 1969-74. His 806-329 overall mark in 37 years of coaching ranks 11th on the all-time Division I wins list. In April he was announced as part of the Class of 2020 that will be enshrined into the Naismith Memorial Basketball Hall of Fame -- part of a group that also contains **Tim Duncan**, **Kevin Garnett** and **Kobe Bryant**. However, COVID-19 has pushed that induction ceremony back to 2021.

Gibson starred in both baseball and basketball

with the Bluejays from 1954-57, finishing his college career third with 1,272 career points (he's currently 22nd). He remains in the top-five in CU history in free throws made (418), free throw attempts (575) and scoring average (20.19 ppg.), and his No. 45 basketball jersey is retired. He would play a year with the Harlem Globetrotters before joining the St. Louis Cardinals organization full-time. Gibson is a member of the Hall of Fame's for Creighton Athletics (1968 induction), Missouri Valley Conference (2005) and St. Louis Cardinals (2014), and was honored with a spot on Major League Baseball's All-Century Team in 1999. Gibson was named the best athlete in state history by the *Omaha World-Herald* in both 2005 and 2015, one spot ahead of **Gale Sayers**. Tragically, Sayers died nine days before Gibson.

Getting Votes A Good Sign

Creighton was ranked 11th in the *Associated Press* preseason poll.

It's the sixth time that Creighton has picked up votes in the preseason poll under **Greg McDermott**. Each of the first four times that happened, the Bluejays would finish top three in the league, reach the finals of the conference tournament, and play in the NCAA Tournament. Last year's team shared the BIG EAST title before the Conference and NCAA Tournaments were canceled.

Preseason Poll Votes Under Greg McDermott

Year	Preseason Rank	League Finish	NCAA's?
2011-12	34th	2nd, MVC	Yes
2012-13	16th	1st, MVC	Yes
2013-14	27th	2nd, BIG EAST	Yes
2016-17	22nd	T-3rd, BIG EAST	Yes
2019-20	40th	T-1st; BIG EAST	No Tourney
2020-21	11th	TBD	TBD

Preseason BIG EAST Poll

Creighton was picked second in the preseason BIG EAST Conference poll that was selected via a vote of league coaches.

Villanova earned 9-of-11 first place votes to top the poll with 99 points, just ahead of Creighton's two first place votes and 91 overall points. Third in the poll was Providence (79), who was just ahead of UConn (69), Seton Hall (67) and Marquette (50).

Rounding out the bottom half of the poll were Xavier (47) in seventh place, Butler (37), St. John's (33), DePaul (20) and Georgetown (13).

Seton Hall edged Villanova by one point to be named league favorites for the first time since 1992-93, as both the Pirates and Wildcats garnered five first place votes.

Xavier was third, with Marquette and Providence tying for fourth place. Georgetown was tabbed sixth, just ahead of Creighton, while Butler, St. John's and DePaul round out the poll.

Creighton's **Marcus Zegarowski** was tabbed Preseason BIG EAST Player of the Year, and was joined on the Preseason All-BIG EAST team by **Charlie Moore** (DePaul), **David Duke** (Providence), **Sandro Mamukelashvili** (Seton Hall), **Collin Gillespie** (Villanova) and **Jeremiah Robinson-Earl** (Villanova).

Creighton has met or exceeded its preseason BIG EAST prognostication every year since joining the league, as seen below:

Creighton's BIG EAST Preseason Poll History

Year	Preseason	Actual	Preseason All-BIG EAST
2013-14	3rd	2nd	Doug McDermott (1st)
2014-15	9th	T-9th	-
2015-16	9th	6th	-
2016-17	3rd	T-3rd	Maurice Watson Jr. (1st); Marcus Foster (HM)
2017-18	5th	T-3rd	Marcus Foster (1st); Khyri Thomas (HM)
2018-19	9th	T-3rd	Martin Krampelj (HM)
2019-20	7th	T-1st	Ty-Shon Alexander (1st)
2020-21	2nd	TBD	Marcus Zegarowski (1st); Mitch Ballock (2nd)

Long Range Marksman

With 93 three-pointers last season, **Mitch Ballock** broke the previous program record for three-pointers made by a junior of 82 by **Tad Ackerman** in 1994-95.

Ballock (along with **Ty-Shon Alexander**) is one of two Bluejays in school history to make 80 or more three-pointers in consecutive seasons, and one of three Bluejays (along with Alexander and **Kyle Korver**) with multiple campaigns of 80 or more three-pointers.

Ballock and Korver are also the only Bluejays with multiple seasons of 90 or more three-pointers.

Most 3-Pointers Made In A Season, Creighton History

3FG-FGA	3FG%	Name	Year
129-269	.480	Kyle Korver*	2002-03
110-234	.471	Ethan Wragge	2013-14
100-221	.452	Kyle Korver	2000-01
96-214	.449	Doug McDermott*	2013-14
97-266	.365	Ty-Shon Alexander	2018-19
95-230	.413	Marcus Foster	2017-18
95-227	.419	Mitch Ballock	2018-19
93-214	.435	Mitch Ballock	2019-20
91-191	.476	Booker Woodfox*	2008-09

*Conference Player of the Year

Most 3-Pointers Made by a Creighton Junior

3FG-FGA	3FG%	Name	Year
93-214	.435	Mitch Ballock	2019-20
82-210	.390	Tad Ackerman	1994-95
81-203	.399	Ty-Shon Alexander	2019-20
79-184	.429	Kyle Korver	2001-02
78-175	.446	Ethan Wragge	2012-13
77-157	.490	Doug McDermott	2012-13
73-214	.341	Marcus Foster	2016-17
67-194	.345	Ryan Sears	1999-00
67-176	.381	Terrell Taylor	2001-02
67-143	.469	Nate Funk	2004-05

Guess Who's Back? Back Again

Creighton brings back nearly 70-80 percent of last year's statistical contributions in virtually every category:

Category	Last Year	Returning	Pct. Back
Dunks	60	52	86.7%
Assists	489	400	81.8%
Starts	155	124	80.0%
Points Per Game	78.3	62	79.2%
Minutes	6,225	4,687	75.3%
Field Goals Made	866	646	74.6%
Points	2,428	1,768	72.8%
Rebounds	1,004	729	72.6%
Blocked Shots	79	57	72.2%
Steals	203	143	70.4%
3-Point Field Goals Made	302	212	70.2%
Free Throws Made	394	264	67.0%
Charges Taken	39	19	48.7%

#ProJays

Creighton has two players in the NBA this season, **Doug McDermott** (Indiana Pacers) and **Ty-Shon Alexander** (Phoenix Suns).

Including 2020-21, Creighton has now had an NBA player in 37 of the last 38 years.

McDermott is in his seventh season in the NBA, and third with the Indiana Pacers. He averaged a career-high 10.3 points per game last season and is the only player in the NBA to rank in the top-20 in three-point percentage each of the previous three seasons. This year he's averaging 11.7 points and 4.2 rebounds per game.

Alexander bypassed his senior season to turn pro. After going undrafted, he signed a two-way contract with the Phoenix Suns. He made his NBA debut on December 27th.

In addition, four other Bluejays played in the NBA last season but are currently without teams... **Kyle Korver**, **Anthony Tolliver**, **Khyri Thomas** and **Justin Patton**.

Among The Nation's Best

Below is where Creighton ranks nationally since **Greg McDermott** was hired in 2010, per **Basketball-Reference.com**.

2010-11 through Jan. 3, 2021		
Category	CU Stat	CU Rank
3FG Percentage	.385	1st
3FG Made	3,197	2nd
Assists	5,803	3rd
FG Percentage	.480	4th
FG Made	9,767	9th
Wins	239	29th
Winning Percentage	.669	32nd

McDermott Ranks Second On CU Wins List

Greg McDermott currently has 239 victories at Creighton, good for second place on CU's all-time wins list.

McDermott's .669 winning percentage is Creighton's best since **Arthur A. Schabinger's** .714 win rate more 80 years ago.

Below is a list of the most victorious Creighton coaches in program history.

Most Coaching Wins, Creighton History			
Rk.	W-L	Name	Years
1.	327-176	Dana Altman	1994-2010
2.	239-118	Greg McDermott	2010-Pres.
3.	165-66	Arthur A. Schabinger	1922-1935
4.	138-118	John J. "Red" McManus	1959-1969
5.	130-64	Tom Apke	1974-1981

Triple Trouble

During Creighton's current streak of 892 straight games with a three-pointer, the Jays have drained 7,029 trifectas, an average of 7.88 treys per game.

That's not surprising since during the streak, Creighton has made exactly 7 three-pointers 136 times, more than any figure.

Only four times in the streak has Creighton made just one three-pointer, but on 250 occasions the Bluejays have made 10 or more trifectas, including three games of 20 or more.

Creighton has also made at least one three-pointer before halftime in 263 consecutive contests (since 0-7 at Drake on 1/23/13).

Since the start of the 2019-20 season, the Bluejays are 29-3 when making eight or more three-pointers, compared to a 3-6 mark when making seven treys or fewer.

Team 3FG Made During Creighton's 3-Point Streak

1: 4 times	2: 15 times	3: 31 times
4: 70 times	5: 95 times	6: 90 times
7: 136 times	8: 115 times	9: 85 times
10: 73 times	11: 51 times	12: 47 times
13: 42 times	14: 18 times	15: 7 times
16: 6 times	17: 2 times	19: 1 time
20: 1 time	21: 1 time	22: 1 time

Release, Rotation, Splash, Repeat

Creighton has made at least one three-pointer in 892 straight games since a 59-53 loss at Illinois State on Feb. 20, 1993. The streak is the nation's 15th-longest active streak.

Creighton's last win without making a three-point basket came on March 3, 1991 when the Jays went 0-for-2 from three-point range in a 71-66 win over Southern Illinois in the championship game of the MVC Tournament.

Below is a list of the nation's longest active three-point streaks.

Longest Active 3-Point Streaks (1/4)			
Rk.	Streak	School	Next
1.	1,107	UNLV	1/7
2.	1,094	Duke	1/6
3.	1,053	Arkansas	1/6
4.	1,044	Western Kentucky	1/8
5.	1,037	East Tennessee State	1/6
6.	1,017	Pacific	1/7
7.	1,014	Oakland	1/8
8.	1,005	Texas	1/5
9.	958	Princeton	Season Canceled
10.	956	Marshall	1/8
11.	941	Baylor	1/6
12.	928	Gonzaga	1/7
13.	910	Long Island	1/7
14.	893	Mount St. Mary's	1/7
15.	892	Creighton	1/6
16.	885	Cornell	Season Canceled
17.	883	Tennessee State	1/7
18.	879	East Carolina	1/9

The Last Time It Happened...

CREIGHTON INDIVIDUALS

SCORING

Scored 25+ points - Mitch Ballock (26) vs. Marquette, 12/14/20

Scored 30+ points - Marcus Zegarowski (30) vs. Nebraska, 12/7/19

Scored 35+ points - Mitch Ballock (39) vs. DePaul, 3/9/19

Scored 40+ points - Doug McDermott (45) vs. Providence, 3/8/14

Scored 45+ points - Doug McDermott (45) vs. Providence, 3/8/14

Scored 50+ points - Bob Portman (51) vs. Wisconsin-Milwaukee, 12/16/67

Two players had 20+ points - Mitch Ballock (26) & Denzel Mahoney (21) vs. Marquette, 12/14/20

Three players had 20+ points - Doug McDermott (31), Antoine Young (22) & Josh Jones (21) vs. Davidson, 3/21/11

Two players had 25+ points - P'Allen Stinnett (30) & Booker Woodfox (29) vs. New Mexico, 11/16/08

Two players had 30+ points - Benoit Benjamin (45) & Vernon Moore (30), Indiana State, 1/19/85

Scored 20+ points in three straight games - Marcus Zegarowski (3), Dec. 7-17, 2019

Scored 20+ points in four straight games - Marcus Foster (7), Jan. 16 - Feb. 10, 2018

Scored 20+ points in five straight games - Marcus Foster (7), Jan. 16 - Feb. 10, 2018

Scored 20+ points in six straight games - Marcus Foster (7), Jan. 16 - Feb. 10, 2018

Scored 20+ points in seven straight games - Marcus Foster (7), Jan. 16 - Feb. 10, 2018

Scored 20+ points in eight straight games - Doug McDermott (14), Jan. 25 - March 21, 2014

Scored 20+ points in 10 straight games - Doug McDermott (14), Jan. 25 - March 21, 2014

Scored 25+ points in five straight games - Doug McDermott (5), March 8 - 21, 2014

Scored 30+ points in two straight games - Doug McDermott (3), March 8 - 14, 2014

Scored 30+ points in three straight games - Doug McDermott (3), March 8 - 14, 2014

Scored 40+ points in two straight games - Benoit Benjamin (2), Jan. 17-19, 1985

20+ points, half - Mitch Ballock (22) vs. DePaul, 3/9/19 (2nd half)

30+ points, half - Doug McDermott (31) at Bradley, 1/7/12 (2nd half)

Two players had 20+ points, same half - P'Allen Stinnett (21) & Booker Woodfox (23) vs. New Mexico, 11/16/08 (2nd half)

Scored in double figures in 15+ straight games - Ty-Shon Alexander (15), Jan. 11-March 7, 2020

Scored in double figures in 20+ straight games - Marcus Foster (33), Jan. 14, 2017 - Jan. 3, 2018

Scored in double figures in 25+ straight games - Marcus Foster (33), Jan. 14, 2017 - Jan. 3, 2018

Scored in double figures in 30+ straight games - Marcus Foster (33), Jan. 14, 2017 - Jan. 3, 2018

Scored in double figures in 35+ straight games - Doug McDermott (37), April 1, 2011 - Nov. 9, 2012

All five starters scored in double figures - Christian Bishop (19), Mitch Ballock (13), Marcus Zegarowski (11), Damien Jefferson (10), Denzel Mahoney (10) at Connecticut (OT), 12/20/20

5+ players scored in double figures - Christian Bishop (19), Mitch Ballock (13), Marcus Zegarowski (11), Damien Jefferson (10), Denzel Mahoney (10) at Connecticut (OT), 12/20/20

6+ players scored in double figures - Marcus Zegarowski (14), Ryan Kalkbrenner (14), Damien Jefferson (13), Christian Bishop (11), Shereef Mitchell (11), Mitch Ballock (10) vs. Kennesaw State, 12/4/20

7+ players scored in double figures - Cole Huff (20), Khyri Thomas (16), Marcus Foster (15), Maurice Watson Jr. (13), Isaiah Zierden (12), Zach Hanson (11), Justin Patton (10) vs. North Carolina State, 11/20/16

Five players with 15+ or more points - Doug McDermott (18), Jahenns Manigat (17), Gregory Echenique (15), Antoine Young (15), Ethan Wragge (15) at Southern Illinois, 2/14/12

DOUBLE-DOUBLES

Double-double - Denzel Mahoney (10 pts., 13 reb.) at Connecticut (OT), 12/20/20

Triple-double - Benoit Benjamin (29 pts., 12 reb., 12 blk.) at Bradley, 2/2/85

Double-double by a freshman - Justin Patton (11 pts., 11 reb.) at DePaul, 2/11/17

20-point, 10-assist game - Maurice Watson Jr. (21 pts., 10 ast.) vs. Seton Hall, 12/28/16

20-point, 10-rebound game - Martin Krampelj (23 pts., 10 reb.) vs. DePaul, 3/9/19

30-point, 10-rebound game - Doug McDermott (30 pts., 12 reb.) vs. Louisiana, 3/21/14

20+ points, 20+ rebound game - Bob Harstad (24 pts., 20 reb.) at Southern Illinois, 1/23/89

Back-to-back 20-point, 10-rebound games - Doug McDermott, March 1 - 4, 2014

Double-double in points and assists - Marcus Zegarowski (11 pts., 11 ast.) vs. Omaha, 12/1/20

Double-double in points and blocks - Benoit Benjamin (29 pts., 12 blk.) at Bradley, 2/2/85

Double-double in points and steals - Never

Double-double in 2+ consecutive games - Martin Krampelj (2), March 6-9, 2019

Double-double in 3+ consecutive games - Martin Krampelj (3), Jan. 3-10, 2018

Double-double in 5+ consecutive games - Benoit Benjamin (28), March 15, 1984 - Feb. 16, 1985

Two players record double-doubles - Christian Bishop (11 pts., 10 reb.) & Damien Jefferson (10 pts., 10 reb.) at St. John's, 12/17/20

FIELD GOALS

Made 15+ FG in a game - Doug McDermott (17) vs. Providence, 3/8/14

Made 18+ FG in a game - Doug McDermott (18) at Bradley, 1/7/12

Attempted 20+ FG in a game - Ty-Shon Alexander (21) at #19 Marquette, 2/18/20

Attempted 25+ FG in a game - Marcus Foster (25) vs. #5 Xavier, 2/10/18

THREE-POINTERS

Made 6+ 3-pointers in a game - Marcus Zegarowski (6) at Providence, 1/2/21

Made 7+ 3-pointers in a game - Mitch Ballock (8) vs. Marquette, 12/14/20

Made 8+ 3-pointers in a game - Mitch Ballock (8) vs. Marquette, 12/14/20

Made 9+ 3-pointers in a game - Mitch Ballock (11) vs. DePaul, 3/9/19

Made 10+ 3-pointers in a game - Mitch Ballock (11) vs. DePaul, 3/9/19

Attempted 10+ 3-pointers in a game - Marcus Zegarowski (11) at Providence, 1/2/21

Attempted 15+ 3-pointers in a game - Ty-Shon Alexander (15) vs. Villanova, 1/13/19

Made a 3-pointer in 15+ straight games - Mitch Ballock (16), Feb. 15, 2020 - Present

Made a 3-pointer in 20+ straight games - Mitch Ballock (23), Nov. 12, 2019 - Feb. 8, 2020

Made a 3-pointer in 25+ straight games - Ty-Shon Alexander (33), Feb. 27, 2018 - March 6, 2019

Made a 3-pointer in 30+ straight games - Ty-Shon Alexander (33), Feb. 27, 2018 - March 6, 2019

Made two 3-pointers in 10+ straight games - Ty-Shon Alexander (11), Jan. 26 - March 7, 2020

Made 5+ 3-pointers in 3+ straight games - Kyle Korver (4), Nov. 17-26, 2002

Made 5+ 3-pointers in 4+ straight games - Kyle Korver (4), Nov. 17-26, 2002

FREE THROWS

Made 10+ FT in a game - Ty-Shon Alexander (10) vs. Xavier, 1/26/20

Made 15+ FT in a game - Nate Funk (15) vs. Dayton, 11/26/05

Attempted 15+ FT in a game - Austin Chatman (16) vs. South Dakota, 12/9/14

Attempted 20+ FT in a game - Bob Harstad (20) vs. Morgan State, 11/22/89

REBOUNDS

10+ rebounds - Denzel Mahoney (13) at Connecticut (OT), 12/20/20

15+ rebounds - Ronnie Harrell Jr. (15) vs. #23 UCLA, 11/20/17

20+ rebounds - Bob Harstad (20) at Southern Illinois, 1/23/89

25+ rebounds - Paul Silas (27) vs. Oklahoma City, 3/9/64

30+ rebounds - Paul Silas (36) vs. Marquette, 1/23/64

35+ rebounds - Paul Silas (36) vs. Marquette, 1/23/64

10+ rebounds in three consecutive games - Martin Krampelj (3), Jan. 3-10, 2018

10+ rebounds in four consecutive games - Gregory Echenique (4), Jan. 7-15, 2012

Two players had 10+ rebounds - Christian Bishop (10) & Damien Jefferson (10) at St. John's, 12/17/20

ASSISTS

10+ assists - Marcus Zegarowski (11) vs. Omaha, 12/1/20

12+ assists - Maurice Watson Jr. (14) at Providence, 1/7/17

15+ assists - Ralph Bobik (17) vs. Bradley, 1/22/74

8+ assists in three consecutive games - Maurice Watson Jr. (5), Nov. 29 - Dec. 17, 2016

10+ assists in two consecutive games - Maurice Watson Jr. (2), Dec. 9-17, 2016

BLOCKS

5+ blocks - Jacob Epperson (5) vs. Providence, 3/8/18

6+ blocks - Gregory Echenique (6) vs. Wichita State, 3/10/13

7+ blocks - Gregory Echenique (7) at Missouri State, 1/22/11

8+ blocks - Doug Swenson (8) at UMKC, 11/18/98

9+ blocks - Benoit Benjamin (12) at Bradley, 2/2/85

10+ blocks - Benoit Benjamin (12) at Bradley, 2/2/85

STEALS

6+ steals - Damien Jefferson (6) at Providence, 1/2/21

7+ steals - P'Allen Stinnett (7) vs. Southern, 12/15/08

8+ steals - Latrell Wrightsell (8) vs. Drake, 3/2/91

9+ steals - Michael Johnson (9) vs. Saint Joseph's, 12/14/81

MINUTES

Played every minute - Ty-Shon Alexander (40) vs. #16 Villanova, 1/7/20

Played over 40 minutes - Marcus Zegarowski (42) at Connecticut (OT), 12/20/20

FOULS

Coach/Bench technical foul - Bench (Greg McDermott) at #24 Nebraska, 12/8/18

Player technical foul - Christian Bishop vs. #22 Xavier, 12/23/20

Player ejection - Grant Gibbs vs. Nebraska, 12/8/13

Two players fouled out - Martin Krampelj & Toby Hegner at #10 Xavier, 1/13/18

Three players fouled out - Tyler McKinney, Dane Watts & Anthony Tolliver at Indiana State, 1/12/05

CREIGHTON TEAM

Scored 15 or less points in a half - at #4 Villanova (14), 1/25/15 (1st)
Scored 50+ points in a half - at St. John's (53), 12/17/20 (2nd)
Scored 55+ points in a half - vs. Midland (58), 12/28/19 (1st)
Scored 60+ points in a half - vs. Coe (60), 12/20/18 (1st)
Scored 100+ points - vs. #21 Marquette (104), 1/9/19 (OT)
Scored 100+ points (League) - vs. #21 Marquette (104), 1/9/19 (OT)
Scored 110+ points - vs. Coe (110), 12/20/18
Scored 110+ points (League) - vs. Bradley (111), 3/1/08
Scored 120+ points - at Miami (Fla.) (124), 2/10/64
Scored less than 50 points - vs. #12 Providence (48), 1/12/16
Scored 100 points in two consecutive games - 103 vs. Washington State on 11/18/16 and 112 vs. North Carolina State on 11/20/16
Scored 100 points in consecutive league games - Never
Scored 100 points in 3+ consecutive games - Never
Won game by 50 points or more - vs. Coe (110-60), 12/20/18
Made 40 FG - vs Coe (42), 12/20/18
Attempted 75 FGA's - vs. Truman State (79), 1/14/17
Shot 65%+ from the field - .702 vs. Wichita State (33-47), 3/2/13
Game decided by one point - at #5 Kansas (L 73-72), 12/8/20
Two consecutive games decided by one point - at DePaul (W 76-75) on 2/7/18 and vs. #5 Xavier (L 72-71) on 2/10/18
Three consecutive games decided by one point - vs. Boston College (W, 62-61) on 12/28/74, vs. Wake Forest (L, 70-69) on 12/30/74 and at Drake (W, 71-70) on 1/2/75
Shot 90% or better from FT line - 1.000 vs. Xavier (13-13), 2/3/19
Shot 100% from FT line - 1.000 vs. Xavier (13-13), 2/3/19
Shot 50% or less from FT line - .500 at at Providence (5-10), 1/2/21
Made 0 FT - at Michigan (0), 11/12/19
Attempted 5 or less FT - at Providence (5), 2/5/20
Made 30 FT - vs. Davidson (36), 3/21/11
Attempted 40 FT - vs. North Texas (40), 12/21/15
Won an overtime game - at Connecticut (W 76-74, OT), 12/20/20
Lost an overtime game - at Xavier (L 64-61, OT), 2/13/19
Played two overtimes - vs. South Dakota (W, 91-88, 2 OT), 12/9/14
Played three overtimes - vs. #13 DePaul (L, 85-82), 2/1/78
Played consecutive games that went to OT - vs. South Dakota (W 91-88, 2 OT), 12/9/14 & vs. Saint Mary's (L 67-71, OT), 12/13/14
Scored 75+ bench points - vs. Bradley (77), 3/1/08
Made GW shot with no time left - Booker Woodfox vs. Wichita State, 3/6/09 (W, 63-62)
Won rebounds by 20+ : - vs. UMKC (39-16), 12/27/18
Lost rebounds by 20+ - vs. Seton Hall (45-25), 3/10/16
Did not make a three-pointer - at Illinois State (0-for-5), 2/20/93
Team made 15+ three-pointers - vs. Georgetown (17), 3/4/20
Team made 20+ three-pointers - vs. Coe (22), 12/20/18
Blocked 10+ shots - vs. Wichita State (10), 2/17/02
10+ blocks and 10+ three-pointers in same game - vs. Wichita State (10 blocks, 10 3FG's), 2/17/02
Shot 75%+ in a half - at Southern Illinois (.750, 15-20, 1st) and (.800, 16-20, 2nd), 2/14/12
25+ assists - vs. Omaha (28 assists on 34 FG), 12/1/20
15+ steals - vs. Nebraska (16), 12/11/20
Overcame 10 point halftime deficit to win - Trained 35-24 at half, won 65-63 vs. #18 Oklahoma, 11/19/14
Overcame 15 point deficit to win - Trained 42-24 vs. #18 Oklahoma and won, 65-63 on 11/19/14
Wasted 15 point lead in loss - Led 51-35 vs. Marquette and lost 90-86 on 2/17/18
Beat a top-5 team - vs. #3 Villanova (W 89-83, OT), 2/24/18
Beat a top-10 team - #8 Seton Hall (W 77-60), 3/7/20
Beat a top-25 team - #22 Xavier (W 66-61), 12/23/20
Beat a top-25 team on road - at #19 Marquette (W 73-65), 2/18/20
Won the Conference Tournament - 2012-13 (MVC)
Won an in-season tournament - Cayman Islands Classic, 2018

OPPONENT INDIVIDUAL

Scored 50+ points - Markus Howard (53), #21 Marquette, 1/9/19 (OT)
Scored 40+ points - James Bouknight (40), Connecticut, 12/20/20 (OT)
Scored 35+ points - James Bouknight (40), Connecticut, 12/20/20 (OT)
Scored 30+ points - James Bouknight (40), Connecticut, 12/20/20 (OT)
Had 20+ points in a half - David Duke (24), Providence, 1/18/20 (2nd half)
Three players had 20+ points - Zach Norvell Jr. (28), Brandon Clarke (27), Rui Hachimura (22), #1 Gonzaga, 12/1/18
Grabbed 20+ rebounds - Mac Koshwal (22), DePaul, 12/23/08
Grabbed 15+ rebounds - Kristian Doolittle (15), Oklahoma, 12/17/19
Had a triple-double - Troy Taylor (10 pts., 10 reb., 10 ast.), Evansville, 12/29/12
Had 20+ points and 10+ rebounds - Jalen Wilson (23 pts., 10 reb.), #5 Kansas, 12/8/20
Had 30+ points and 10+ rebounds - Danny Moore (36 pts., 12 reb.), Missouri State, 2/15/97
Had 20+ points and 20+ rebounds - Not since at least 1980-81
Made 6+ 3-pointers - Greg Williams, Jr. (7), St. John's, 3/1/20
Made 7+ 3-pointers - Greg Williams, Jr. (7), St. John's, 3/1/20
Made 8+ 3-pointers - Markus Howard (10), #21 Marquette, 1/9/19 (OT)
Made 9+ 3-pointers - Markus Howard (10), #21 Marquette, 1/9/19 (OT)
Made 10+ 3-pointers - Markus Howard (10), #21 Marquette, 1/9/19 (OT)
Attempted 10+ three-point field goals - James Bouknight (12), Connecticut, 12/20/20 (OT)
Attempted 15+ three-point field goals - Zach Norvell Jr. (17), #1 Gonzaga, 12/1/18
Made 12+ free throws - Markus Howard (13), #21 Marquette, 1/9/19 (OT)
Made 15+ free throws - Khadeen Carrington (18), Seton Hall, 2/15/17
Had 15+ free throw attempts - Markus Howard (15), #21 Marquette, 1/9/19 (OT)
Had 20+ free throw attempts - Khadeen Carrington (22), Seton Hall, 2/15/17
Had 20+ points and 10+ assists - Manny Harris (20 pts, 11 ast.), #15 Michigan, 11/26/09
Had 10+ assists - Rasheem Dunn (10), St. John's, 3/1/20
Had 15+ assists - Anthony Manuel (15), Bradley, 3/9/88
Had 6+ steals - Quincy McKnight (6), Seton Hall, 2/17/19
Had 7+ steals - Bryan Mullins (8), Southern Illinois, 2/11/06
Had 8+ steals - Bryan Mullins (8), Southern Illinois, 2/11/06
Had 5+ blocks - Brandon Gilbeck (7), Western Illinois, 11/6/18
Had 6+ blocks - Brandon Gilbeck (7), Western Illinois, 11/6/18
Had 7+ blocks - Brandon Gilbeck (7), Western Illinois, 11/6/18
Played an entire game - David Duke (40), Providence, 1/2/21
Had 9+ turnovers - Jeremy Robinson (9), Chicago State, 11/13/11
Had 10+ turnovers - Marque Carrington (10), North Carolina A&T, 11/18/01
Made 12+ field goals - James Bouknight (13), Connecticut, 12/20/20 (OT)
Made 15+ field goals - Markus Howard (15), #21 Marquette, 1/9/19 (OT)
Attempted 20+ field goals - James Bouknight (24), Connecticut, 12/20/20 (OT)
Attempted 25+ field goals - Markus Howard (26), #21 Marquette, 1/9/19 (OT)
Coach/Bench technical foul - Coach (Ewing), Georgetown, 3/4/20
Coach ejection - - Chris Mullin, St. John's, 2/28/16
Player technical foul - Greg Elliott, Marquette, 12/14/20
Player ejection - Nick Billingsley (Flagrant 2 foul), UTSA, 11/17/15

OPPONENT TEAM

Scored 10 or less points in a half - Bradley (10), 3/6/84 (2nd half)
Scored 15 or less points in a half - Bemidji State (12), 2/13/18 (2nd)
Scored 50+ points in a half - Marquette (54), 12/14/20 (2nd)
Scored 55+ points in a half - #1 Gonzaga (62), 12/1/18 (2nd)
Scored 60+ points in a half - - #1 Gonzaga (62), 12/1/18 (2nd)
Scored less than 40 points - Maryland Eastern Shore (36), 12/15/17
Scored less than 50 points - Bemidji State (46), 2/13/18
Scored less than 50 points (League) - Marquette (49), 12/31/13
Scored 100+ points - #21 Marquette (106), 1/9/19 (OT)
Scored 100+ points (League) - #21 Marquette (106), 1/9/19 (OT)
Won game by 50 points or more - Illinois (66, 96-30), 1/15/49
Won game by 40 points or more - Iowa State (44, 107-63), 12/1/93
Won by 30+ points - San Diego State (83-52), 11/28/19
Shot 75%+ in a half - at #25 Georgetown (.750, 15-20), 1/3/15 (2nd)
Shot 65%+ from the field - #16 Villanova (.680, 34-50), 1/2/16
Shot 25% or less from the field - Maryland Eastern Shore (.233, 13-55), 12/15/17
Made 35 FG - #1 Gonzaga (35), 12/1/18
Attempted 75 FGA's - USC Upstate (75), 12/20/17
Made 30 FT - at George Mason (31), 12/12/09
Attempted 40 FT - vs. Massachusetts (40), 11/25/15
Attempted five or less FT - St. John's (4-4), 1/30/19
Shot 95%+ from FT line - St. John's (4-4), 1/30/19
Shot 100% from FT line - St. John's (4-4), 1/30/19
Did not make a free-throw - North Carolina Central (0-for-3) on 11/23/14
Did not make a three-pointer - Illinois State (0-for-8) on 12/12/99
Team made 15+ three-pointers - #21 Marquette (16-for-28) on 1/9/19 (OT)
Had 0 Offensive Rebounds: Coe, 12/20/18
30+ turnovers - Arkansas-Pine Bluff (30), 11/20/08
Blocked 10+ shots - #3 Oklahoma (11), 12/19/15
10+ blocks and 10+ three-pointers in same game - Fresno State (10 blocks, 13 3FG's), 12/16/06
25+ assists - Wichita State (25), 2/6/99
15+ steals - Baylor (18), 12/4/99
Made GW shot with no time left - Kris Dunn, #12 Providence, 1/12/16 (PC wins 50-48)
Had 3 or more players foul out - Memphis, 3/22/19

Miscellaneous Statistics																			
Opponent	Bench Points				Paint Points			Points Off Turnovers			Second Chance Points			Biggest CU Lead	Biggest CU Deficit	Lead Changes	Times Tied	Time	
	W-L	CU	Opp.	Diff.	CU	Opp.	Diff.	CU	Opp.	Diff.	CU	Opp.	Diff.					CU Led	CU Trailed
North Dakota State	W	13	11	+2	30	34	(-4)	16	2	+14	5	9	(-4)	23	6	3	1	32:53	6:42
Nebraska-Omaha	W	32	35	(-3)	40	16	+24	10	14	(-4)	7	7	--	36	2	3	1	37:16	1:42
Kennesaw State	W	41	10	+31	50	28	+22	24	3	+21	14	7	+7	41	4	1	3	34:02	3:58
at #5 Kansas	L	5	14	(-9)	30	28	+2	13	17	(-4)	15	13	+2	6	8	13	9	7:37	26:05
Nebraska	W	29	11	+18	40	26	+14	38	13	+25	12	9	+3	27	3	6	5	34:49	1:48
Marquette	L	5	25	(-20)	20	30	(-10)	15	10	+5	11	12	(-1)	12	12	7	2	23:31	14:40
at St. John's	W	28	23	+5	42	30	+12	11	18	(-7)	14	4	+10	23	-	-	-	39:25	-
at UConn	W	13	11	+2	36	28	+8	4	14	(-10)	11	12	(-1)	12	5	15	8	25:54	14:13
#22 Xavier	W	21	22	(-1)	24	18	+6	7	5	+2	5	2	+3	10	13	2	2	23:14	14:55
at Providence	W	6	23	(-17)	28	22	+6	16	18	(-2)	14	16	(-2)	13	7	4	5	26:27	10:21
Seton Hall																			
St. John's																			
at Butler																			
2020-21 TOTAL	8-2	193	185	+8	340	260	+80	154	114	+40	108	91	+17	41	13	54	36	285:08	94:24
2019-20 TOTAL	24-7	465	496	(-31)	956	894	+82	443	336	+107	268	382	(-114)						
2018-19 TOTAL	20-15	661	565	+96	1,092	1,108	(-16)	493	500	(-7)	297	329	(-32)						
2017-18 TOTAL	21-12	806	577	+229	1,162	1,022	+140	490	421	+69	283	333	(-50)						
2016-17 TOTAL	25-10	706	620	+86	1,292	1,046	+246	585	446	+139	342	362	(-20)						
2015-16 TOTAL	20-15	925	682	+243	1,182	1,014	+168	486	411	+75	351	343	+8						
2014-15 TOTAL	14-19	898	563	+335	828	746	+82	373	435	(-62)	333	342	(-9)						
2013-14 TOTAL	27-8	744	506	+238	1,066	940	+126	421	371	+50	365	334	+61						
2012-13 TOTAL	28-8	712	578	+134	1,102	928	+174	460	434	+26	325	329	(-4)						
2011-12 TOTAL	29-6	730	635	+95	1,190	984	+206	452	457	(-5)	396	304	+92						
2010-11 TOTAL	23-16	726	680	+46	1,070	1,064	+6	415	509	(-94)	378	369	+9						
2009-10 TOTAL	18-16	871	694	+177	880	898	(-18)	432	455	(-23)	354	316	+38						
2008-09 TOTAL	27-8	923	559	+364	836	902	(-66)	653	410	+243	340	377	(-37)						
2007-08 TOTAL	22-11	1,218	651	+567	854	824	+30	585	429	+156	349	361	(-12)						
2006-07 TOTAL	22-11	356	473	(-117)	808	724	+84	502	385	+117	304	305	(-1)						
2005-06 TOTAL	20-10	445	423	+22	750	680	+70	446	398	+48	307	294	+13						
2004-05 TOTAL	23-11	800	595	+205	792	968	(-176)	542	440	+102	340	374	(-34)						
2003-04 TOTAL	20-9	725	597	+128	766	802	(-36)	448	379	+69	285	265	+20						

By Starting Line-up					
Guard	Guard	Guard/Fwd.	Forward	Center	W-L
Zegarowski	Ballock	Mahoney	Jefferson	Bishop	7-2
Zegarowski	Ballock	Jones	Jefferson	Bishop	1-0

Creighton's First Points	
Name	Creighton's First Points
Damien Jefferson	3 (3-0)
Denzel Mahoney	3 (2-1)
Christian Bishop	2 (1-1)
Mitch Ballock	1 (1-0)
Marcus Zegarowski	1 (1-0)

Charges Taken	
Name	Charges Taken
Denzel Mahoney	2
Shereef Mitchell	2
Jett Canfield	1
Mitch Ballock	1
Marcus Zegarowski	1

Four-Point Plays	
Name	4-pt. Plays

Technical Fouls	
Name	Technical Fouls
Christian Bishop	1

First Substitutions	
Name	First Sub
Ryan Kalkbrenner	10 (8-2)
Antwann Jones	1 (1-0)
Shereef Mitchell	1 (1-0)
Alex O'Connell	1 (1-0)

Opening Tip Jump Ball Summary		
Name	Jumps Won	Jumps Lost
Christian Bishop	4 (4-0)	6 (4-2)

Greg McDermott's Situational Records As A Division I Head Coach

Category	Overall	2020-21 Only	Creighton	Iowa State	Northern Iowa
Record	388-249	8-2	239-118	59-68	90-63
Home	254-74	5-1	151-34	48-24	55-16
Away	91-141	3-1	58-66	9-36	24-39
Neutral	43-34	0-0	30-18	2-8	11-8
vs. BIG EAST Teams (at time of game)	79-65	4-1	79-66	0-0	0-1
Home	42-23	1-1	42-23	0-0	0-0
Away	31-35	3-0	31-35	0-0	0-0
Neutral	6-7	0-0	6-6	0-0	0-1
BIG EAST Tournament	5-6	0-0	5-6	0-0	0-0
Non-Conference games	211-87	4-1	129-43	41-22	41-22
Home	144-15	4-0	87-6	34-6	23-3
Away	24-38	0-1	12-19	5-8	7-11
Neutral	43-34	0-0	30-18	2-8	11-8
Versus AP ranked opponents	29-55	1-1	22-33	1-19	6-3
Home	17-21	1-0	11-12	0-9	6-0
Away	9-25	0-1	8-15	1-9	0-1
Neutral	3-9	0-0	3-6	0-1	0-2
Single-Overtime games	17-11	1-0	8-5	3-3	6-3
Double-Overtime games	3-2	0-0	1-0	1-1	1-1
Leading at halftime	317-67	8-1	201-37	43-18	73-12
Tied at halftime	8-13	0-0	4-3	2-5	2-5
Trailing at halftime	63-169	0-1	34-78	14-45	15-46
Final margin 3 points or less	43-50	2-1	21-27	10-8	12-15
Final margin 10 points or less	159-145	3-2	83-71	30-33	46-41
Games in November	86-22	1-0	56-10	19-6	11-6
Games in December	98-42	6-2	58-20	16-11	24-11
Games in January	93-71	1-0	54-32	14-18	25-21
Games in February	72-71	0-0	41-31	8-23	23-17
Games in March	39-42	0-0	30-24	2-10	7-8
Games in April	0-1	0-0	0-1	0-0	0-0
CBI Games	4-2	0-0	4-2	0-0	0-0
NIT Games	4-2	0-0	4-2	0-0	0-0
NCAA Games	3-8	0-0	3-5	0-0	0-3
Team scores 49 points or less	1-15	0-0	0-2	0-8	1-5
Team scores 50-59 points	17-71	0-0	4-31	8-21	5-19
Team scores 60-69 points	77-101	3-0	32-44	17-31	28-26
Team scores 70-79 points	119-44	1-1	71-26	20-6	28-12
Team scores 80-89 points	104-14	0-1	68-11	10-2	26-1
Team scores 90-99 points	49-3	4-0	43-3	4-0	2-0
Team scores 100+ points	21-1	0-0	21-1	0-0	0-0
Team allows 49 points or less	31-1	0-0	11-0	8-0	12-1
Team allows 50-59 points	89-13	2-0	45-4	24-2	20-7
Team allows 60-69 points	151-76	3-0	99-34	18-23	34-19
Team allows 70-79 points	90-83	3-1	62-36	7-25	21-22
Team allows 80-89 points	24-59	0-1	19-29	2-17	3-13
Team allows 90-99 points	3-14	0-0	3-12	0-1	0-1
Team allows 100+ points	0-3	0-0	0-3	0-0	0-0
Team outrebounds opponent	233-65	5-0	158-31	37-17	48-17
Team shoots 50% or better	199-17	4-0	145-10	15-1	39-6
Team shoots less than 50%	189-232	4-2	94-108	44-67	51-57
Team holds opponent to less than 50%	362-164	8-1	220-73	57-52	85-39
Team holds opponent to less than 40%	176-36	5-1	99-18	40-10	37-8
Team holds opponent to less than 30%	13-2	0-0	5-1	5-0	3-1

Game-by-Game Comparisons

Date	Opponent	1st	2nd	Score	Mar	Tot FG	FG Pct	FG (1st)	FG (2nd)	3-Pointers	3FG Pct
11/29	NORTH DAKOTA STATE	36/24	33/34	69/58	+1	27-63/22-55	.429/.400	13-34/10-26	14-29/12-29	8-35/4-16	.229/.250
12/01	NEBRASKA-OMAHA	50/26	44/41	94/67	+27	34-59/26-73	.576/.356	19-31/11-34	15-28/15-39	11-22/8-25	.500/.320
12/04	KENNESAW STATE	52/25	41/33	93/58	+35	34-61/23-63	.557/.365	20-34/10-27	14-27/13-36	7-22/5-23	.318/.217
12/08	#5 Kansas	35/39	37/34	72/73	(-1)	27-56/26-66	.482/.394	13-28/15-34	14-28/11-32	9-27/10-22	.333/.455
12/11	NEBRASKA	44/40	54/34	98/74	+24	38-73/25-57	.521/.439	15-35/12-25	23-38/13-32	14-30/11-26	.467/.423
12/14	MARQUETTE	44/35	40/54	84/89	(-5)	28-58/30-56	.483/.536	16-31/13-25	12-27/17-31	14-32/12-21	.438/.571
12/17	St. John's	41/34	53/42	94/76	+18	38-67/30-67	.567/.448	16-35/13-31	22-32/17-36	13-23/10-25	.567/.448
12/20	Connecticut	33/29	33/37	76/74 (OT)	+2	27-65/24-67	.415/.358	12-27/11-30	13-34/10-25	7-27/7-30	.259/.233
12/23	#22 XAVIER	36/34	30/27	66/61	+5	22-62/24-68	.355/.353	14-36/13-32	8-26/11-36	8-28/8-32	.286/.250
01/02	Providence	40/32	27/33	67/65	+2	26-61/22-65	.426/.338	15-30/12-34	11-31/10-31	10-29/9-23	.345/.391

Statistics listed as Creighton/Opponent; Home games in **BOLD CAPS**

Date	Opponent	Free Throws	FT %	Off Reb	Def Reb	Reb	Mar	Assists	TOvers	Blocks	Steals	Fouls
11/29	NORTH DAKOTA STATE	7-9/10-13	.778/.769	5/10	22/31	27/41	(-14)	18/10	4/16	4/1	4/1	12/11
12/01	NEBRASKA-OMAHA	15-18/7-12	.833/.583	6/9	39/21	45/30	+15	28/10	12/6	3/2	3/7	12/16
12/04	KENNESAW STATE	18-21/7-10	.857/.700	7/10	31/21	38/31	+7	15/13	7/14	4/2	9/1	13/19
12/08	#5 Kansas	9-18/11-17	.500/.647	13/3	28/30	33/41	(-8)	13/18	14/12	5/3	9/10	16/13
12/11	NEBRASKA	8-13/13-22	.615/.591	10/11	26/28	36/39	(-3)	24/12	13/25	5/3	16/5	19/15
12/14	MARQUETTE	14-25/17-26	.560/.654	9/14	18/28	27/42	(-15)	16/19	7/12	7/5	4/5	17/22
12/17	St. John's	5-9/6-10	.556/.600	10/5	34/21	44/26	+18	23/17	14/9	5/2	4/4	13/13
12/20	Connecticut	15-24/19-26	.625/.731	15/15	33/26	48/41	+7	13/9	16/13	3/4	6/9	24/21
12/23	#22 XAVIER	14-20/5-7	.700/.714	8/7	37/35	45/42	+3	10/10	12/11	6/3	4/4	10/20
01/02	Providence	5-10/12-17	.500/.706	10/19	25/26	35/45	(-10)	14/10	12/13	6/3	8/6	15/13

Game-by-Game Plus/Minus Chart

The plus/minus figure is a comparison of the Bluejays' points scored (plus) vs. their points allowed (minus) while a specific player is on the floor. For example, if Shereef Mitchell enters the game in the first half with Creighton trailing by three and he departs two minutes later with the Jays ahead by four, he earns a +7 for that stint. These results are tabulated for every player at the conclusion of each game, and also expressed cumulatively. Underlined totals indicate that player led team that night.

Game	Final Score	Jones	Mitchell	O'Connell	Canfield	Zegarowski	Merfeld	Bishop	Osmani	Zeil	Davis	Jefferson	Ballock	Kalkbrenner	Mahoney	Epperson	Andro'vili	Kanderis
NORTH DAKOTA STATE	W 69-58	+8	<u>+21</u>	INELJG	(-4)	+12	INJ	<u>+21</u>	(-4)	(-4)	(-4)	+1	+18	+1	DNP	(-11)	INJ	INJ
NEBRASKA-OMAHA	W 94-67	+15	+15	INELJG	(-9)	+19	INJ	+14	(-3)	(-7)	(-3)	+28	<u>+34</u>	+1	+19	+12	INJ	INJ
KENNESAW STATE	W 93-58	<u>+34</u>	+28	INELJG	(-3)	+23	INJ	+9	(-4)	(-5)	(-4)	+24	+21	+27	+21	(-1)	INJ	INJ
#5 Kansas	L 72-73	(-10)	(-13)	INELJG	DNP	<u>+9</u>	INJ	+3	DNP	DNP	DNP	+4	+2	(-6)	+6	DNP	INJ	INJ
NEBRASKA	W 98-74	+7	+13	INELJG	0	+12	INJ	+4	+1	0	+1	+26	+23	+6	+25	+2	INJ	INJ
MARQUETTE	L 84-89	(-5)	(-7)	INELJG	DNP	(-1)	INJ	(-10)	DNP	DNP	DNP	0	(-6)	0	(-1)	<u>+5</u>	INJ	INJ
St. John's	W 94-76	(-5)	+15	+9	(-3)	+7	INJ	+8	DNP	(-5)	DNP	<u>+23</u>	+20	+21	+9	(-9)	INJ	INJ
Connecticut	W 76-74 (OT)	0	(-6)	(-2)	DNP	<u>+6</u>	INJ	+5	DNP	DNP	DNP	0	+4	+3	+4	(-4)	INJ	INJ
#22 XAVIER	W 66-61	<u>+16</u>	+1	+6	DNP	(-1)	INJ	+12	DNP	DNP	DNP	(-5)	+4	(-9)	+1	DNP	INJ	INJ
Providence	W 67-65	+5	(-6)	(-2)	DNP	<u>+6</u>	DNP	+5	DNP	DNP	DNP	0	+4	(-3)	+1	DNP	INJ	INJ
TOTAL		+65	+61	+11	(-19)	+92	INJ	+71	(-10)	(-21)	(-10)	+101	+124	+41	+85	(-6)	INJ	INJ

2020-21 Creighton's Top Performances

Points

26, Mitch Ballock vs. Marquette, 12/14
 22, Marcus Zegarowski vs. Nebraska, 12/11
 21, Denzel Mahoney vs. Marquette, 12/14
 20, Denzel Mahoney vs. Nebraska, 12/11
 20, Marcus Zegarowski at St. John's, 12/17
 20, Marcus Zegarowski at Providence, 1/2

Rebounds

13, Denzel Mahoney at UConn (OT), 12/20
 10, Christian Bishop at St. John's, 12/17
 10, Damien Jefferson at St. John's, 12/17
 9, Denzel Mahoney at #5 Kansas, 12/8
 8, Christian Bishop vs. Omaha, 12/1
 8, Ryan Kalkbrenner vs. Nebraska, 12/11
 8, Marcus Zegarowski at UConn (OT), 12/20
 8, Damien Jefferson at Providence, 1/2

Assists

11, Marcus Zegarowski vs. Omaha, 12/1
 8, Damien Jefferson at St. John's, 12/17
 6, Marcus Zegarowski vs. North Dakota State, 11/29

Steals

6, Damien Jefferson at Providence, 1/2
 4, Marcus Zegarowski vs. Nebraska, 12/11
 4, Mitch Ballock vs. Nebraska, 12/11
 3, Denzel Mahoney at #5 Kansas, 12/8
 3, Christian Bishop vs. Nebraska, 12/11
 3, Damien Jefferson at UConn (OT), 12/20

Blocked Shots

4, Ryan Kalkbrenner at Providence, 1/2
 3, Christian Bishop at #5 Kansas, 12/8
 3, Ryan Kalkbrenner vs. Nebraska, 12/11
 3, Ryan Kalkbrenner vs. #22 Xavier, 12/23

Field Goals

9, Mitch Ballock vs. Marquette, 12/14
 9, Damien Jefferson at Providence, 1/2
 8, Christian Bishop at UConn (OT), 12/20
 7, Christian Bishop vs. Omaha, 12/1
 7, Ryan Kalkbrenner vs. Kennesaw State, 12/4
 7, Denzel Mahoney at #5 Kansas, 12/8

7, Denzel Mahoney vs. Nebraska, 12/11
 7, Marcus Zegarowski at St. John's, 12/17
 7, Ryan Kalkbrenner at St. John's, 12/17
 7, Marcus Zegarowski at Providence, 1/2

3-Point Field Goals

8, Mitch Ballock vs. Marquette, 12/14
 6, Marcus Zegarowski at St. John's, 12/17
 6, Marcus Zegarowski at Providence, 1/2
 5, Denzel Mahoney vs. Omaha, 12/1
 5, Marcus Zegarowski vs. Nebraska, 12/11

Free Throws

7, Antwann Jones vs. Kennesaw State, 12/4
 7, Denzel Mahoney vs. Marquette, 12/14
 5, Marcus Zegarowski vs. Nebraska, 12/11
 5, Marcus Zegarowski vs. #22 Xavier, 12/23

2020-21 Individual Single-Game Bests

	Creighton	Opponent
Points	26 Mitch Ballock vs. Marquette, 12/14	40 James Bouknight, Connecticut (OT), 12/20
Field Goals	9 Mitch Ballock vs. Marquette, 12/14 9 Damien Jefferson at Providence, 1/2	13 James Bouknight, Connecticut (OT), 12/20
Field Goal Attempts	18 Denzel Mahoney vs. Nebraska, 12/11	24 James Bouknight, Connecticut (OT), 12/20
Field Goal Pct. (min. 5 att)	1.000 Christian Bishop (5-5) vs. Nebraska, 12/11	.833 Greg Elliott, Marquette, 12/14 (5-6)
3-pt Field Goals	8 Mitch Ballock vs. Marquette, 12/14	5 D.J. Carton, Marquette, 12/14 5 Julian Champagnie, St. John's, 12/17 5 James Bouknight, Connecticut (OT), 12/20
3-pt Field Goal Attempts	14 Mitch Ballock vs. Marquette, 12/14	12 James Bouknight, Connecticut (OT), 12/20
3-pt Field Goal Pct. (min. 5 att)	.857 Marcus Zegarowski at St. John's, 12/17 (6-7)	.714 D.J. Carton, Marquette, 12/14
Free Throws	7 Antwann Jones vs. Kennesaw State, 12/4 7 Denzel Mahoney vs. Marquette, 12/14	9 James Bouknight, Connecticut (OT), 12/20
Free Throw Attempts	10 Denzel Mahoney vs. Marquette, 12/14	12 James Bouknight, Connecticut (OT), 12/20
Free Throw Pct. (min. 5 att)	1.000 Marcus Zegarowski (5-5) vs. Nebraska, 12/11	.857 Koby McEwen, Marquette, 12/14 (6-7)
Rebounds	13 Denzel Mahoney at UConn (OT), 12/20	10 Jalen Wilson, #5 Kansas, 12/8 10 Dawson Garcia, Marquette, 12/14 10 Tyrese Martin, Connecticut (OT), 12/20
Assists	11 Marcus Zegarowski vs. Omaha, 12/1	7 Rasheem Dunn, St. John's, 12/17
Blocked Shots	4 Ryan Kalkbrenner at Providence, 1/2	3 Josh Carlton, Connecticut (OT), 12/20
Steals	6 Damien Jefferson at Providence, 1/2	3 Christian Braun, #5 Kansas, 12/8
Minutes	42 Marcus Zegarowski at UConn (OT), 12/20	40 Tyrese Martin, Connecticut (OT), 12/20 James Bouknight, Connecticut (OT), 12/20 40 David Duke, Providence, 1/2

Team Single-Game Highs and Lows

	Creighton	Opponent
Points	98 Nebraska, 12/11	89 Marquette, 12/14
Low	66 #23 Xavier, 12/23	58 North Dakota State, 11/29 58 Kennesaw State, 12/4
Points, Half	54 Nebraska, 12/11 (2nd)	54 Marquette, 12/14 (2nd)
Low	27 at Providence, 1/2 (2nd)	24 North Dakota State, 11/29 (1st)
Field Goals	38 Nebraska, 12/11	30 Marquette, 12/14
Low	38 at St. John's, 12/17 22 #23 Xavier, 12/23	30 St. John's, 12/17 22 North Dakota State, 11/29 22 Providence, 1/2
Field Goal Attempts	73 Nebraska, 12/11	73 Omaha, 12/1
Low	56 at Kansas, 12/8	55 North Dakota State, 11/29
Field Goal Percentage	.576 Omaha, 12/1 (34-59)	.536 Marquette, 12/14 (30-56)
Low	.355 #23 Xavier, 12/23 (22-62)	.338 Providence, 1/2 (22-65)
Field Goal Percentage, Half	.688 at St. John's, 12/17 (22-32) (2nd)	.548 Marquette, 12/14 (2nd) (17-31)
Low	.308 #23 Xavier, 12/23 (8-26) (2nd)	.306 #23 Xavier, 12/23 (2nd) (11-36)
3-pt Field Goals	14 Nebraska, 12/11	12 Marquette, 12/14
Low	14 Marquette, 12/14 7 Kennesaw State, 12/4 7 at Connecticut (OT), 12/20	4 North Dakota State, 11/29
3-pt Field Goal Attempts	35 North Dakota State, 11/29	30 Connecticut (OT), 12/20
Low	22 Omaha, 12/1 22 Kennesaw State, 12/4	16 North Dakota State, 11/29
3-pt Field Goal Percentage	.565 at St. John's, 12/17 (13-23)	.571 Marquette, 12/14 (12-21)
Low	.229 North Dakota State, 11/29 (8-35)	.217 Kennesaw State, 12/4 (5-23)
Free Throws Made	18 Kennesaw State, 12/4	19 Connecticut (OT), 12/20
Low	5 at St. John's, 12/17 5 at Providence, 1/2	5 #23 Xavier, 12/23
Free Throw Attempts	25 Marquette, 12/14	26 Marquette, 12/14
Low	9 North Dakota State, 11/29 9 at St. John's, 12/17	26 Connecticut (OT), 12/20 7 #23 Xavier, 12/23
Free Throw Percentage	.857 Kennesaw State, 12/4 (18-21)	.769 North Dakota State, 11/29 (10-13)
Low	.500 at Kansas, 12/8 (9-18) .500 at Providence, 1/2 (5-10)	.583 Omaha, 12/1 (7-12)
Rebounds	48 at Connecticut (OT), 12/20	45 Providence, 1/2
Low	27 North Dakota State, 11/29 27 Marquette, 12/14	26 St. John's, 12/17
Assists	28 Omaha, 12/1	19 Marquette, 12/14
Low	10 #23 Xavier, 12/23	9 Connecticut (OT), 12/20
Blocked Shots	6 #23 Xavier, 12/23	5 Marquette, 12/14
Low	6 at Providence, 1/2 3 Omaha, 12/1	1 North Dakota State, 11/29
Steals	9 Kennesaw State, 12/4	10 #5 Kansas, 12/8
Low	3 Omaha, 12/1	1 North Dakota State, 11/29 1 Kennesaw State, 12/4
Turnovers	16 at Connecticut (OT), 12/20	25 Nebraska, 12/11
Low	4 North Dakota State, 11/29	6 Omaha, 12/1

Individual Single-Game Bests Under Greg McDermott (2010-Present)

	Creighton	Opponent
Points	45 Doug McDermott vs. Providence, 3/8/14	53 Markus Howard, #21 Marquette, 1/9/19 (OT)
Field Goals	18 Doug McDermott at Bradley, 1/7/12	17 Colt Ryan, Evansville, 2/21/12 (OT)
Field Goal Attempts	26 Doug McDermott vs. St. John's, 1/28	26 Allen Crabbe, California, 12/15/12
		26 Markus Howard, #21 Marquette, 1/9/19 (OT)
Field Goal Pct. (most FG, no misses)	1.000 Geoffrey Groselle (8-8) vs Coppin State, 12/28/15	1.000 Quron Davis (5-5), Chicago State, 11/16/14
	1.000 Justin Patton (8-8) vs. Loyola (Md.), 11/26/16	
3-pt Field Goals	11 Mitch Ballock vs. DePaul, 3/9/19	10 Markus Howard, #21 Marquette, 1/9/19 (OT)
3-pt Field Goal Attempts	15 Ty-Shon Alexander vs. Villanova, 1/13/19	17 Zach Norvell Jr., #1 Gonzaga, 12/1/18
3-pt Field Goal Pct. (most 3FG, no misses)	1.000 Marcus Zegarowski (7-7) vs. #21 Butler, 2/23/20	1.000 Marc Sonnen (5-5), Northern Iowa, 1/10/12
Free Throws	14 Austin Chatman vs. South Dakota (2OT), 12/9/14	18 Khadeen Carrington, Seton Hall, 2/15/17
Free Throw Attempts	16 Doug McDermott vs. Seton Hall, 2/23/14	22 Khadeen Carrington, Seton Hall, 2/15/17
Free Throw Pct. (most FT, no misses)	1.000 Doug McDermott (13-13) vs UAPB, 12/17/13	1.000 E.C. Matthews (10-10), Rhode Island, 3/17/17
		1.000 Jeff Dowtin (10-10), Rhode Island, 3/17/17
		1.000 Myles Powell (10-10), Seton Hall, 2/9/19
Rebounds	18 Kenny Lawson Jr. vs. Saint Joseph's, 12/11/10	17 RaShid Gaston, #22 Xavier, 1/16/17
		17 Angel Delgado, Seton Hall, 2/15/17
Assists	14 Maurice Watson Jr. at Seton Hall, 1/9/16	13 Josh Perkins, #1 Gonzaga, 12/1/18
	14 Maurice Watson Jr. at Providence, 1/7/17	
Blocked Shots	7 Gregory Echenique at Missouri State, 1/22/11	8 Sir'Dominic Pointer, St. John's 2/7/15
Steals	6 Davion Mintz at #10 Marquette, 3/3/19	6 Shamorie Ponds, St. John's, 2/28/17
	6 Ty-Shon Alexander vs. Marquette, 1/1/20	6 Shamorie Ponds, St. John's, 1/30/19
	6 Damien Jefferson at Providence, 1/2	6 Quincy McKnight, Seton Hall, 2/17/19
Minutes	47 Austin Chatman vs. South Dakota (2OT), 12/9/14	45 Eric Paschall, #14 Villanova (OT), 2/6/19

Team Single-Game Highs and Lows Under Greg McDermott (2010-Present)

	Creighton	Opponent
Points	116 USC Upstate, 12/20/17	106 #21 Marquette, 1/9/19 (OT)
Low	40 #21 Georgetown, 1/31/15	36 Maryland Eastern Shore, 12/15/17
Points, Half	62 Longwood, 12/9/16 (1st)	62 #1 Gonzaga, 12/1/18 (2nd)
Low	14 at #4 Villanova, 1/25/15 (1st)	12 Bemidji State, 2/13/18 (2nd)
Field Goals	42 USC Upstate, 12/20/17	37 #1 Villanova, 2/1/18
	42 Coe, 12/20/18	37 Butler, 2/20/18
Low	11 #21 Georgetown, 1/31/15	13 Indiana State, 1/4/14
		13 Maryland Eastern Shore, 12/15/17
Field Goal Attempts	79 Truman State, 1/14/17	78 California, 12/15/12
Low	37 vs. Middle Tennessee, 11/29/14	42 Seton Hall, 1/4/14
Field Goal Percentage	.775 at Southern Illinois, 2/14/12 (31-40)	.680 #16 Villanova, 1/2/16 (34-50)
Low	.208 #21 Georgetown, 1/31/15	.236 Maryland Eastern Shore, 12/15/17 (13-55)
Field Goal Percentage, Half	.800 at Southern Illinois, 2/14/12 (16-20) (2nd)	.750 Georgetown, 1/3/15 (15-20) (2nd)
Low	.179 #21 Georgetown, 1/31/15 (5-28) (1st)	.121 Bemidji State, 2/13/18 ((4-33) (2nd)
3-pt Field Goals	22 Coe, 12/20/18	19 #1 Villanova, 2/1/18
Low	1 at Georgetown, 1/25/17	1 vs. Drake, 3/2/12
	1 vs. Indiana State, 3/9/13	
	1 St. John's, 1/28/14	
	1 #5 Xavier, 2/9/16	
3-pt Field Goal Attempts	39 at North Texas, 12/21/14	39 Seton Hall, 2/15/17
		39 #1 Villanova, 2/1/18
		39 #3 Villanova, 2/24/18
Low	6 at Tulsa, 12/19/11	7 #19 Butler, 2/16/15
3-pt Field Goal Percentage	.857 at Southern Illinois, 2/14/12 (12-14)	.636 St. John's, 3/1/20 (14-22)
Low	.056 at Georgetown, 1/25/17 (1-18)	.048 #5 Xavier, 2/9/16 (1-21)
Free Throws Made	36 Davidson, 3/21/11	28 Seton Hall, 2/15/17
		28 Rhode Island, 3/17/17
Low	0 at Michigan, 11/12/19	0 Alabama State, 11/12/10
		0 North Carolina Central, 11/23/14
Free Throw Attempts	43 Davidson, 3/21/11	40 Massachusetts, 11/25/15
Low	2 at Michigan, 11/12/19	3 (4x) last Coe, 12/20/18
Free Throw Percentage	1.000 Xavier, 2/3/19 (13-13)	1.000 Wichita State, 2/11/12 (17-17)
Low	.000 at Michigan, 11/12/19 (0-2)	.000 Alabama State, 11/12/10 (0-4)
		.000 North Carolina Central, 11/23/14 (0-3)
Rebounds	56 Houston Baptist, 12/17/11	53 at California, 12/15/12
Low	19 Boise State, 11/28/12	14 Coe, 12/20/18
Assists	32 USC Upstate, 12/20/17	25 Evansville, 2/21/12 (OT)
Low	5 at Northern Iowa, 2/4/12	4 Massachusetts, 11/25/15
Blocked Shots	9 Bemidji State, 2/13/18	11 #3 Oklahoma, 12/19/15
Low	0 (41x) last UTRGV, 12/13/19	0 (19x) last Cal Poly, 11/22/19
Steals	18 DePaul, 2/15/20	14 Drake, 1/3/12
Low	0 (3x) last Providence, 1/17/15	0 Wichita State, 2/11/12
Turnovers	20 (3x) last at #10 Xavier, 1/13/18	25 Tulsa, 12/19/12
		25 Nebraska, 12/11/20
Low	2 Midland, 12/28/19	2 at Northern Iowa, 2/4/12

Creighton's History in the Associated Press Poll (128-48)

Rank	Date	Opponent	Result				
(Ranked 17th, but no games played)							
15	2/19/74	Week of February 12th, 1974 at UC Irvine	W 83-52				
15	2/22/74	at Hawaii	W 63-59				
15	2/23/74	at Hawaii	L 60-61				
16	3/4/74	Week of February 26th, 1974 #14 South Carolina	L 69-78				
19	3/9/74	Week of March 5th, 1974 vs. Texas	W 77-61				
19	3/14/74	Week of March 12th, 1974 vs. #14 Kansas (NCAA)	L 54-55				
19	3/16/74	vs. #16 Louisville (NCAA)	W 80-71				
(Ranked 13th, but no games played)							
18	2/9/75	Week of February 4th, 1975 UC Santa Barbara	W 72-61				
20	2/11/75	Week of February 11th, 1975 Nebraska-Omaha	W 62-53				
20	2/15/75	at Oklahoma City	W 68-56				
20	2/17/75	St. Thomas (Minn.)	W 90-54				
14	2/22/75	Week of February 18th, 1975 Air Force	W 76-53				
13	3/3/75	Week of February 25th, 1975 at Southern Illinois	L 47-53				
13	3/8/75	Week of March 4th, 1975 #5 Marquette	L 60-64				
(Ranked 23rd, but no games played)							
23	12/14/02	Week of December 9th, 2002 Tennessee Tech	W 101-72				
20	12/16/02	Week of December 16th, 2002 Delaware State	W 68-48				
20	12/21/02	at Nebraska	W 81-73				
18	12/29/02	Week of December 23rd, 2002 Southeast Missouri State	W 93-70				
15	12/31/02	Week of December 30th, 2002 at #19 Xavier	L 73-75				
15	1/5/03	Drake	W 84-63				
16	1/8/03	Week of January 6th, 2003 at Bradley	W 65-58				
16	1/11/03	at Illinois State	W 76-57				
13	1/15/03	Week of January 13th, 2003 Evansville	W 93-56				
13	1/18/03	Southern Illinois	W 85-76				
10	1/20/03	Week of January 20th, 2003 Illinois State	W 95-82				
10	1/23/03	at Evansville	L 66-74				
10	1/26/03	TCU	W 89-79				
16	1/27/03	Week of January 27th, 2003 at Indiana State	W 74-46				
16	2/1/03	at Drake	W 88-68				
13	2/4/03	Week of February 3rd, 2003 Northern Iowa	W 84-75				
13	2/8/03	Bradley	W 88-65				
12	2/12/03	Week of February 10th, 2003 Missouri State	W 70-67 (OT)				
12	2/15/03	at Wichita State	L 74-80				
17	2/19/03	Week of February 17th, 2003 Indiana State	W 77-54				
17	2/22/03	Fresno State	W 67-66				
17	2/26/03	Week of February 24th, 2003 at Missouri State	W 63-58				
17	3/1/03	at Southern Illinois	L 62-70				
19	3/3/03	Week of March 3, 2003 Wichita State	W 86-60				
19	3/8/03	vs. Indiana State	W 57-56				
19	3/9/03	vs. Wichita State	W 70-69				
19	3/10/03	Week of March 10, 2003 vs. Southern Illinois	W 80-56				
15	3/20/03	Week of March 17, 2003 vs. Central Michigan (NCAA)	L 73-79				
24	1/14/04	Week of January 12, 2004 at Northern Iowa	L 73-82				
24	1/17/04	Evansville	W 72-53				
(Ranked 19th, but no games played)							
20	11/13/06	Preseason Poll, 2006-07 (Nov. 6, 2006) Week of November 13, 2006 Mississippi Valley State	W 78-42				
20	11/18/06	at Nebraska	L 61-73				
19	12/10/11	Week of December 5, 2011 at Saint Joseph's	L 71-80				
25	12/17/11	Week of December 12, 2011 Houston Baptist	W 97-62				
23	12/19/11	Week of December 19, 2011 at Tulsa	W 83-64				
23	12/22/11	Northwestern	W 87-79				
21	12/28/11	Week of December 26, 2011 Missouri State	L 65-77				
21	12/31/11	at Wichita State	W 68-61				
23	1/10/12	Week of January 9, 2012 Northern Iowa	W 63-60				
23	1/13/12	at Illinois State	W 87-78				
23	1/15/12	Southern Illinois	W 90-71				
19	1/18/12	Week of January 16, 2012 at Missouri State	W 66-65				
19	1/21/12	Indiana State	W 75-49				
15	1/25/12	Week of January 23, 2012 at Drake	W 77-69				
15	1/28/12	Bradley	W 73-59				
(Ranked 19th, but no games played)							
19	3/16/12	Week of March 12, 2012 vs. Alabama (NCAA)	W 58-57				
19	3/18/12	vs. #4 North Carolina (NCAA)	L 73-87				
Preseason Poll, 2012-13 (Oct. 26, 2012)							
16	11/9/12	North Texas	W 71-51				
15	11/14/12	Week of November 12, 2012 UAB	W 77-60				
15	11/18/12	Presbyterian	W 87-78				
14	11/20/12	Week of November 19, 2012 Longwood	W 105-57				
14	11/23/12	vs. Wisconsin	W 84-74				
14	11/24/12	vs. Arizona State	W 87-73				
11	11/28/12	Week of November 26, 2012 Boise State	L 70-83				
11	12/1/12	Saint Joseph's	W 80-51				
16	12/6/12	Week of December 3, 2012 at Nebraska	W 64-42				
16	12/9/12	Akron	W 77-61				
16	12/15/12	Week of December 10, 2012 at California	W 74-64				
17	12/19/12	Week of December 17, 2012 Tulsa	W 71-54				
16	12/29/12	Week of December 24, 2012 Evansville	W 87-70				
16	1/2/13	Week of December 31, 2012 at Illinois State	W 79-72				
16	1/5/13	Indiana State	W 79-66				
13	1/8/13	Week of January 7, 2013 Drake	W 91-61				
13	1/11/13	at Missouri State	W 74-52				
12	1/15/13	Week of January 14, 2013 Northern Iowa	W 79-68				
12	1/19/13	at Wichita State	L 64-67				
17	1/23/13	Week of January 21, 2013 at Drake	L 69-74				
17	1/27/13	at Southern Illinois	W 81-51				
21	1/30/13	Week of January 28, 2013 Missouri State	W 91-77				
21	2/2/13	Bradley	W 75-58				
16	2/6/13	Week of February 4, 2013 at Indiana State	L 57-76				
16	2/9/13	Illinois State	L 72-75				
(Ranked 23rd, but no games played)							
22	3/22/13	Week of March 18, 2013 vs. Cincinnati (NCAA)	W 67-63				
22	3/24/13	vs. #6 Duke (NCAA)	L 50-66				
Week of November 18, 2013							
23	11/23/13	Tulsa	W 82-72				
20	11/28/13	Week of November 25, 2013 vs. Arizona State	W 88-60				
20	11/29/13	vs. San Diego State	L 80-86				
20	12/1/13	vs. George Washington	L 53-60				
20	1/14/14	Week of January 13, 2014 Butler	W 88-60				
20	1/18/14	at Providence	L 68-81				
20	1/28/14	Week of January 27, 2014 St. John's	W 63-60				
12	2/7/14	Week of February 3, 2014 DePaul	W 78-66				
12	2/9/14	at St. John's	L 65-70				
18	2/13/14	Week of February 10, 2014 at Butler	W 68-63				
18	2/16/14	#6 Villanova	W 101-80				
11	2/19/14	Week of February 17, 2014 at Marquette	W 85-70				
11	2/23/14	Seton Hall	W 72-71				
9	03/01/14	Week of February 24, 2014 at Xavier	L 69-75				
13	03/04/14	Week of March 3, 2014 at Georgetown	L 63-75				
13	03/08/14	Providence	W 88-73				
14	03/13/14	Week of March 10, 2014 vs. DePaul	W 84-62				
14	03/14/14	vs. Xavier	W 86-78				
14	03/15/14	vs. Providence	L 58-65				
16	03/21/14	Week of March 17, 2014 vs. Louisiana (NCAA)	W 76-66				
16	03/23/14	vs. #23 Baylor (NCAA)	L 55-85				
Week of November 24, 2014							
23	11/25/14	Eastern Illinois	W 75-53				
23	11/28/14	vs. Ole Miss	L 68-75				
23	11/29/14	vs. Middle Tennessee	W 57-47				
Preseason Poll, 2016-17 (October 31, 2016)							
22	11/11/16	UMKC	W 89-82				
Week of November 14, 2016							
22	11/15/16	#9 Wisconsin	W 77-69				
22	11/18/16	vs. Washington State	W 103-77				
22	11/20/16	vs. North Carolina State	W 112-94				
12	11/21/16	Week of November 21, 2016 vs. Ole Miss	W 86-77				
12	11/26/16	Loyola (Md.)	W 82-52				
10	11/29/16	Week of November 28, 2016 Buffalo	W 93-72				
10	12/03/16	Akron	W 82-70				
10	12/07/16	Week of December 5, 2016 at Nebraska	W 77-62				
10	12/09/16	Longwood	W 113-58				
10	12/17/16	Week of December 12, 2016 Oral Roberts	W 66-65				
9	12/20/16	Week of December 19, 2016 at Arizona State	W 96-85				
10	12/28/16	Week of December 26, 2016 Seton Hall	W 89-75				
10	12/31/16	#1 Villanova	L 70-80				
10	01/04/17	Week of January 2, 2017 at St. John's	W 85-72				
10	01/07/17	at Providence	W 78-64				
8	01/11/17	Week of January 9, 2017 #12 Butler	W 75-64				
8	01/14/17	Truman State	W 101-69				
7	01/16/17	Week of January 16, 2017 at #22 Xavier	W 72-67				
7	01/21/17	Marquette	L 94-102				
16	01/25/17	Week of January 23, 2017 at Georgetown	L 51-71				
16	01/28/17	DePaul	W 83-66				
22	01/31/17	Week of January 30, 2017 at #16 Butler	W 76-67				
22	02/04/17	Xavier	L 80-82				
23	02/11/17	Week of February 6, 2017 at DePaul	W 93-58				
20	02/15/17	Week of February 13, 2017 at Seton Hall	L 81-87				
20	02/19/17	Georgetown	W 87-70				
23	02/22/17	Week of February 20, 2017 Providence	L 66-68				
23	02/25/17	at #2 Villanova	L 63-79				
Week of November 27, 2017							
25	12/01/17	at #15 Gonzaga	L 74-91				
25	12/18/17	Week of December 18, 2017 UT Arlington	W 90-81				
25	12/20/17	USC Upstate	W 116-62				
25	12/28/17	Week of December 25, 2017 at #23 Seton Hall	L 84-90				
25	12/31/17	Providence	W 83-64				
25	01/09/18	Week of January 8, 2018 Butler	W 85-74				
25	01/13/18	at #10 Xavier	L 70-92				
Week of January 13, 2020							
25	01/15/20	at Georgetown	L 80-83				
25	01/18/20	Providence	W 78-74				
21	02/05/20	Week of February 3, 2020 at Providence	L 56-73				
21	02/08/20	St. John's	W 94-82				
23	02/12/20	Week of February 10, 2020 at #10 Seton Hall	W 87-82				
23	02/15/20	DePaul	W 93-64				
15	02/18/20	Week of February 17, 2020 at #19 Marquette	W 73-65				
15	02/23/20	#21 Butler	W 81-59				
10	03/01/20	Week of February 24, 2020 at St. John's	L 71-91				
11	03/04/20	Week of March 2, 2020 Georgetown	W 91-76				
11	03/07/20	#8 Seton Hall	W 77-60				
(Ranked 7th, but no games played)							
Week of March 9, 2020							
(Ranked 7th, but no games played)							
Week of March 16, 2020							
(Ranked 7th, but no games played)							
Preseason Poll, 2020-21 (November 9, 2020)							
11	11/29/20	North Dakota State	W 69-58				
9	12/01/20	Week of November 30, 2020 Nebraska-Omaha	W 94-67				
9	12/04/20	Kennesaw State	W 93-58				
8	12/08/20	Week of December 7, 2020 at #5 Kansas	L 72-73				
8	12/11/20	Nebraska	W 98-74				
9	12/14/20	Week of December 14, 2020 Marquette	L 84-89				
9	12/17/20	at St. John's	W 94-76				
9	12/20/20	at Connecticut	W 76-74 (OT)				
12	12/23/20	Week of December 21, 2020 #22 Xavier	W 66-61				
11	01/02/21	Week of December 28, 2020 at Providence	W 67-65				
7	01/06/21	Week of January 4, 2021 Seton Hall	8 p.m.				
7	01/09/21	St. John's	12 p.m.				
Creighton As A Ranked Team, By Coach							
Coach	All	Home	Away	Neut.	vs. Top 10	vs. Top 11-25	
Sutton	4-3	0-1	2-1	2-1	0-0	1-2	
Apke	5-2	4-1	1-1	0-0	0-1	0-0	
Altman	25-7	16-0	6-6	3-1	0-0	0-1	
McDermott	94-36	55-9	24-20	15-7	4-5	6-3	
Total	128-48	75-10	33-28	20-9	4-6	7-6	

Creighton's History in the Coaches Poll (157-57)

Rank	Date	Opponent	Result	Rank	Date	Opponent	Result	Rank	Date	Opponent	Result	Rank	Date	Opponent	Result
Preseason Poll, 1962-63				Week of March 3, 2003				12/29/12 Evansville W 87-70				8 01/14/17 Truman State W 101-69			
19	12/01/62	at LaSalle	W 91-72	19	03/03/03	Wichita State	W 86-60	Week of December 31, 2012				Week of January 16, 2017			
19	12/03/62	at Michigan	L 62-81	19	03/08/03	vs. Indiana State	W 57-56	11	1/2/13	at Illinois State	W 79-72	7	01/16/17	at #19 Xavier	W 72-67
Week of December 4, 1962				19	03/09/03	vs. Wichita state	W 70-69	11	1/5/13	Indiana State	W 79-66	7	01/21/17	Marquette	L 94-102
12	12/07/62	St. John's	W 52-34	Week of March 10, 2003				Week of January 7, 2013				Week of January 23, 2017			
12	12/10/62	West Texas A&M	W 90-65	17	03/10/03	vs. Southern Illinois	W 80-56	11	1/8/13	Drake	W 91-61	16	01/25/17	at Georgetown	L 51-71
Week of December 11, 1962				Week of March 17, 2003				11	1/11/13	at Missouri State	W 74-52	16	01/28/17	DePaul	W 83-66
12	12/13/62	at Notre Dame	L 48-74	15	03/20/03	vs. Central Michigan	L 75-79	Week of January 14, 2013				Week of January 30, 2017			
12	12/15/62	Clemson	W 87-67	Year-End Poll, 2003				10	1/15/13	Northern Iowa	W 79-68	22	01/31/17	at #15 Butler	W 76-67
				(Ranked 23rd but no games played)				10	1/19/13	at Wichita State	L 64-67	22	02/04/17	#25 Xavier	L 80-82
Week of December 17, 1963				Week of January 5, 2004				Week of January 21, 2013				Week of February 6, 2017			
18	12/18/63	Gonzaga	W 89-78	23	01/05/04	at Bradley	W 66-49	12	1/23/13	at Drake	L 69-74	23	02/11/17	at DePaul	W 93-58
18	12/20/63	at Long Beach State	W 99-93	23	01/07/04	at Illinois State	W 56-55	12	1/27/13	at Southern Illinois	W 81-51	Week of February 13, 2017			
18	12/21/63	vs. #6 UCLA	L 79-95	23	01/11/04	Drake	W 78-67	Week of January 28, 2013				22	02/15/17	at Seton Hall	L 81-87
18	12/23/63	at Nevada	W 92-63	Week of January 12, 2004				17	1/30/13	Missouri State	W 91-77	22	02/19/17	Georgetown	W 87-70
Week of December 24, 1963				20	01/14/04	at Northern Iowa	L 73-82	17	2/2/13	Bradley	W 75-58	Week of February 20, 2017			
12	12/28/63	at South Dakota	W 75-54	20	01/17/04	Evansville	W 72-53	Week of February 4, 2013				23	02/22/17	Providence	L 66-68
Week of January 14, 1964				Week of January 19, 2004				13	2/6/13	at Indiana State	L 57-76	23	02/25/17	at #2 Villanova	L 63-79
18	01/14/64	New Mexico State	W 99-73	24	01/21/04	at Wichita State	L 62-77	13	2/9/13	Illinois State	L 72-75				
Week of January 28, 1964				24	01/24/04	Illinois State	W 72-63	Week of February 11, 2013				Week of November 27, 2017			
16	01/29/64	at St. John's	L 60-64	Preseason Poll, 2006-07 (October 23, 2006)				23	2/13/13	at Northern Iowa	L 54-61	23	12/01/17	at #14 Gonzaga	L 74-91
16	02/01/64	Aquinas	W 106-60	(Ranked 23rd but no games played)				23	2/16/13	at Evansville	W 71-68	Week of December 11, 2017			
Week of February 5, 1974				Week of November 13, 2006				Week of March 18, 2013				25	12/15/17	Maryland Eastern Shore	W 87-36
18	02/09/74	at #5 Marquette	W 75-69	25	11/13/06	Mississippi Valley State	W 78-42	21	3/22/13	vs. Cincinnati	W 67-63	25	12/18/17	UT Arlington	W 90-81
18	02/11/74	St. John's (Minn.)	W 81-43	25	11/18/06	at Nebraska	L 61-73	21	3/24/13	vs. #7 Duke	L 50-66	Week of December 18, 2017			
Week of February 12, 1974				Week of March 12, 2007				Year-End Poll, April 9, 2013				24	12/18/17	UT Arlington	W 90-81
(Ranked 18th, but no games played)				24	03/16/07	vs. #13 Nevada	L 71-77 (OT)	(Ranked 21st but no games played)				24	12/20/17	USC Upstate	W 116-62
Week of February 19, 1974												Week of December 26, 2017			
16	02/19/74	at UC Irvine	W 83-52	Week of November 21, 2011				Week of November 18, 2013				23	12/28/17	at #24 Seton Hall	L 84-90
16	02/22/74	at Hawaii	W 63-59	25	11/25/11	Campbell	W 104-81	23	11/23/13	Tulsa	W 82-72	23	12/31/17	Providence	W 83-64
16	02/23/74	at Hawaii	L 60-61	Week of November 28, 2011				Week of November 25, 2013				Week of January 2, 2018			
Week of February 26, 1974				22	11/30/11	at San Diego State	W 85-83	18	11/28/13	vs. Arizona State	W 88-60	24	01/03/18	St. John's	W 78-71
16	03/04/74	#16 South Carolina	L 69-78	22	12/04/11	Nebraska	W 76-66	18	11/29/13	vs. San Diego State	L 80-86	24	01/06/18	at Georgetown	W 90-66
Week of March 5, 1974				17	12/10/11	at Saint Joseph's	L 71-80	18	12/1/13	vs. George Washington	L 53-60	22	01/09/18	Butler	W 85-74
18	03/09/74	vs. Texas	W 77-61	Week of December 12, 2011				Week of January 6, 2014				22	01/13/18	at #10 Xavier	L 70-92
17	03/14/74	vs. #10 Kansas	L 54-55	24	12/17/11	Houston Baptist	W 97-62	23	01/07/14	at DePaul	W 81-62	Week of February 12, 2018			
17	03/16/74	vs. #15 Louisville	W 80-71	Week of December 19, 2011				23	01/12/14	Xavier	W 95-89	25	02/13/18	Bemidji State	W 94-46
				21	12/19/11	at Tulsa	W 83-64	Week of January 13, 2014				25	02/17/18	Marquette	L 86-90
				21	12/22/11	Northwestern	W 87-79	19	1/14/14	Butler	W 88-60	Week of February 26, 2018			
				Week of December 26, 2011				19	1/18/14	at Providence	L 68-81	24	02/27/18	DePaul	W 82-57
				19	12/28/11	Missouri State	L 65-77	Week of January 20, 2014				24	03/03/18	at Marquette	L 81-85
				19	12/31/11	at Wichita State	W 68-61	24	01/20/14	at #5 Villanova	W 86-68				
				Week of January 2, 2012				24	01/25/14	Georgetown	W 76-63	Week of February 3, 2020			
				24	01/03/12	Drake	W 76-59	Week of January 27, 2014				22	02/05/20	at Providence	L 56-73
				24	01/07/12	at Bradley	W 92-83	20	1/28/14	St. John's	W 63-60	22	02/08/20	St. John's	W 94-82
				21	1/10/12	Northern Iowa	W 63-60	Week of February 3, 2014				Week of February 10, 2020			
				21	1/13/12	at Illinois State	W 87-78	12	2/7/14	DePaul	W 78-66	21	02/12/20	at #10 Seton Hall	W 87-82
				21	1/15/12	Southern Illinois	W 90-71	12	2/9/14	at St. John's	L 65-70	21	02/15/20	DePaul	W 93-64
				Week of January 16, 2012				Week of February 10, 2014				Week of February 17, 2020			
				18	1/18/12	at Missouri State	W 66-65	17	2/13/14	at Butler	W 68-63	15	02/18/20	at #19 Marquette	W 73-65
				18	1/21/12	Indiana State	W 75-49	17	2/16/14	#6 Villanova	W 101-80	15	02/23/20	#23 Butler	W 81-59
				Week of January 23, 2012				12	2/19/14	at Marquette	W 85-70	Week of February 24, 2020			
				14	1/25/12	at Drake	W 77-69	12	2/23/14	Seton Hall	W 72-71	11	03/01/20	at St. John's	L 71-91
				14	1/28/12	Bradley	W 73-59	Week of February 24, 2014				14	03/04/20	Georgetown	W 91-76
				Week of January 30, 2012				10	03/01/14	at Xavier	L 69-75	14	03/07/20	#7 Seton Hall	W 77-60
				12	2/1/12	Illinois State	W 102-74	Week of March 3, 2014				Week of March 9, 2020			
				12	2/4/12	at Northern Iowa	L 62-65	13	03/04/14	at Georgetown	L 63-75	(Ranked 9th, but no games played)			
				15	2/7/12	at Evansville	L 57-65	13	03/08/14	Providence	W 88-73	Year-End Poll, March 16, 2020			
				15	2/11/12	Wichita State	L 68-89	Week of March 10, 2014				(Ranked 9th, but no games played)			
				Week of February 6, 2012				14	03/13/14	vs. DePaul	W 84-62				
				24	3/2/12	vs. Drake	W 68-61	14	03/14/14	vs. Xavier	W 86-78				
				24	3/3/12	vs. Evansville	W 99-71	14	03/15/14	vs. Providence	L 58-65				
				24	3/4/12	vs. Illinois State	W 83-79 (OT)	Week of March 17, 2014				Preseason Poll, 2020-21 (November 12, 2020)			
				Week of March 5, 2012				16	03/21/14	vs. Louisiana	W 76-66	11	11/29/20	North Dakota State	W 69-58
				(Ranked 22nd, but no games played)				16	03/23/14	vs. Baylor	L 55-85	11	12/01/20	Nebraska-Omaha	W 94-67
				Week of March 12, 2012				Year-End Poll, April 7, 2014				Week of December 7, 2020			
				20	3/16/12	vs. Alabama	W 58-57	(Ranked 20th, but no games played)				7	12/08/20	at #5 Kansas	L 72-73
				20	3/18/12	vs. #5 North Carolina	L 73-87					7	12/11/20	Nebraska	W 98-74
				Year-End Poll, April 3, 2012								Week of December 14, 2020			
				(Ranked 21st, but no games played)								9	12/14/20	Marquette	L 84-89
				Preseason Poll, 2012-13 (October 19, 2012)								9	12/17/20	at St. John's	W 94-76
				15	11/9/12	North Texas	W 71-51					9	12/20/20	at Connecticut	W 76-74 (OT)
				Week of November 12, 2012								Week of December 21, 2020			
				13	11/14/12	UAB	W 77-60					13	12/23/20	#22 Xavier	W 66-61
				13	11/18/12	Presbyterian	W 87-78					Week of December 28, 2020			
				Week of November 19, 2012								10	01/02/21	at Providence	W 67-65
				12	11/20/12	Longwood	W 105-57					Week of January 4, 2021			
				12	11/23/12	vs. #24 Wisconsin	W 84-74					5	01/06/21	Seton Hall	8 p.m.
				12	11/24/12	vs. Arizona State	W 87-73					5	01/09/21	St. John's	12 p.m.
				Week of November 26, 2012											
				11	11/28/12	Boise State	L 70-83								
				11	12/1/12	Saint Joseph's	W 80-51								
				Week of December 3, 2012											
				13	12/6/12	at Nebraska	W 64-42								
				13	12/9/12	Akron	W 77-61								
				Week of December 10, 2012											
				13	12/15/12	at California	W 74-64								
				Week of December 17, 2012											
				13	12/19/12	Tulsa	W 71-54								
				Week of December 24, 2012											
								12/29/12 Evansville W 87-70							
								Week of December 31, 2012							
								11 1/2/13 at Illinois State W 79-72							
								11 1/5/13 Indiana State W 79-66							
								Week of January 7, 2013							
								11 1/8/13 Drake W 91-61							
								11 1/11/13 at Missouri State W 74-52							
								Week of January 14, 2013							
								10 1/15/13 Northern Iowa W 79-68							
								10 1/19/13 at Wichita State L 64-67							
								Week of January 21, 2013							
								12 1/23/13 at Drake L 69-74							
								12 1/27/13 at Southern Illinois W 81-51							
								Week of January 28, 2013							
								17 1/30/13 Missouri State W 91-77							
								17 2/2/13 Bradley W 75-58							
								Week of February 4, 2013							
								13 2/6/13 at Indiana State L 57-76							
								13 2/9/13 Illinois State L 72-75							
								Week of February 11, 2013							
								23 2/13/13 at Northern Iowa L 54-61							
								23 2/16/13 at Evansville W 71-68							
								Week of March 11, 2013							
								(Ranked 24th, but no games played)							
								Week of March 18, 2013							
								21 3/22/13 vs. Cincinnati W 67-63							
								21 3/24/13 vs. #7 Duke L 50-66							
								Year-End Poll, April 9, 2013							
								(Ranked 21st but no games played)							
								Week of November 18, 2013							
								23 11/23/13 Tulsa W 82-72							
								Week of November 25, 2013							
								18 11/28/13 vs. Arizona State W 88-60							
								18 11/29/13 vs. San Diego State L 80-86							
								18 12/1/13 vs. George Washington L 53-60							
								Week of January 6, 2014							
								23 01/07/14 at DePaul W 81-62							
								23 01/12/14 Xavier W 95-89							
								Week of January 13, 2014							
								19 1/14/14 Butler W 88-60							
								19 1/18/14 at Providence L 68-81							
								Week of January 20, 2014							
								24 01/20/14 at #5 Villanova W 86-68							
								24 01/25/14 Georgetown W 76-63							
								Week of January 27, 2014							
								20 1/28/14 St. John's W 63-60							
								Week of February 3, 2014							
								12 2/7/14 DePaul W 78-66							
								12 2/9/14 at St. John's L 65-70							
								Week of February 10, 2014							
								17 2/13/14 at Butler W 68-63							
								17 2/16/14 #6 Villanova W 101-80							
								Week of February 17, 2014							
								12 2/19/14 at Marquette W 85-70							
								12 2/23/14 Seton Hall W 72-71							



#0 • Antwann Jones

6-6 • 220 • G • So. • Orlando, Fla.

- Transfer from Memphis who sat out the 2019-20 season with the Bluejays.

• Made his Creighton debut with 11 points, 5 rebounds and 4 assists vs. North Dakota State (Nov. 29), then had 12 points and 6 assists vs. Omaha (Dec. 1).

• Scored season-high 13 points in 13 minutes, adding four rebounds and two assists to lead comeback from 13 down vs. No. 22 Xavier (Dec. 23).

• Averaged 3.7 points. 4.6 assists and team-leading 6.3 rebounds and 3.3 steals per game in three games during Creighton's August 2019 trip to Australia.

• At Memphis in 2018-19, averaged 4.7 points and 3.0 rebounds in 16.7 minutes per game in 35 appearances, including six starts.

#0 Antwann Jones' Game-by-Game Stats

Opponent	Min	FG	Pct	3FG	Pct	FT	Pct	O-D-R	A	T	B	S	Pts.
NORTH DAKOTA STATE	27	4-10	.400	1-4	.250	2-2	1.000	2-3-5	4	1	0	0	11
NEBRASKA-OMAHA	22	4-7	.571	1-3	.333	3-5	.600	0-6-6	4	0	0	0	12
KENNESAW STATE	19	1-4	.250	0-1	.000	7-8	.875	1-6-7	2	0	1	0	9
#5 Kansas	10	2-4	.500	0-0	---	0-0	---	0-1-1	0	1	2	0	4
NEBRASKA	18	3-6	.500	1-2	.500	0-0	---	0-4-4	2	1	0	1	7
MARQUETTE	15	2-3	.667	0-0	---	0-1	.000	1-0-1	2	0	0	0	4
St. John's	12	1-2	.500	0-1	.000	0-0	---	1-2-3	2	0	1	0	2
Connecticut	16	1-6	.167	1-4	.250	3-6	.500	0-0-0	1	2	0	0	6
#22 XAVIER	13	4-8	.500	2-4	.500	3-3	1.000	1-3-4	2	2	0	0	13
Providence	9	0-1	.000	0-0	---	2-2	1.000	1-1-2	1	0	0	0	2

#0 Antwann Jones	SEASON	CAREER
Points	13 #22 Xavier, 12/23	16 Wichita State, 1/3/19
Rebounds	7 Kennesaw State, 12/4	7 (2x) last Kennesaw State, 12/4/20
FG	4 (3x) last #22 Xavier, 12/23	7 Wichita State, 1/3/19
FGA	10 North Dakota State, 11/29	14 vs. Canisius, 11/23/18
3FG	2 #22 Xavier, 12/23	2 (4x) last #22 Xavier, 12/23/20
3FGA	4 (3x) last #22 Xavier, 12/23	5 East Carolina, 1/10/19
FT	7 Kennesaw State, 12/4	Same
FTA	8 Kennesaw State, 12/4	Same
Assists	4 (2x) last Omaha, 12/1	6 Little Rock, 12/19/18
Steals	1 Nebraska, 12/11	3 (3x) last at Creighton, 3/22/19
Blocks	2 at #5 Kansas, 12/8	3 UCF, 1/27/19
Minutes	27 North Dakota State, 11/29	31 at Tulane, 1/13/19



#4 • Shereef Mitchell

6-0 • 170 • G • So. • Omaha, Neb.

- Sophomore point guard who is among team's most improved players.

• Tied career-high with 11 points vs. Kennesaw St. (Dec. 4).

• Is shooting 3/8 from 3-point range after going 1/12 from deep last year.

• Scored seven points in 13 minutes of win vs. Nebraska (Dec. 11).

• One of team's top perimeter defenders.

• Averaged 2.7 points per game as a freshman.

• In 2019-20 campaign became one of three Bluejays in the last 20 years to start season-opener as a true freshman, joining Doug McDermott and Khyri Thomas.

#4 Shereef Mitchell's Game-by-Game Stats

Opponent	Min	FG	Pct	3FG	Pct	FT	Pct	O-D-R	A	T	B	S	Pts.
NORTH DAKOTA STATE	26	2-4	.500	1-3	.333	0-0	---	0-2-2	1	1	0	2	5
NEBRASKA-OMAHA	21	0-0	---	0-0	---	2-2	1.000	0-5-5	4	1	0	0	2
KENNESAW STATE	18	4-4	1.000	1-1	1.000	2-2	1.000	0-1-1	3	1	0	2	11
#5 Kansas	10	0-1	.000	0-1	.000	0-0	---	0-0-0	1	1	0	1	0
NEBRASKA	13	3-5	.600	1-1	1.000	0-0	---	0-0-0	2	0	0	1	7
MARQUETTE	13	0-2	.000	0-0	---	0-0	---	0-0-0	1	0	0	1	0
St. John's	10	1-2	.500	0-0	---	0-0	---	0-1-1	2	0	0	1	2
Connecticut	8	0-2	.000	0-1	.000	0-0	---	0-0-0	1	0	0	0	0
#22 XAVIER	13	1-2	.500	0-0	---	0-0	---	0-2-2	0	1	0	0	2
Providence	10	0-2	.000	0-1	.000	0-0	---	0-0-0	2	0	0	0	0

#4 Shereef Mitchell	SEASON	CAREER
Points	11 Kennesaw State, 12/4	11 (2x) last Kennesaw State, 12/4
Rebounds	5 Omaha, 12/1	6 Kennesaw State, 11/5/19
FG	4 Kennesaw State, 12/4	4 (3x) last Kennesaw State, 12/4/20
FGA	4 (2x) last Kennesaw State, 12/4	7 (2x) last at Michigan, 11/12/19
3FG	1 (2x) last Kennesaw State, 12/4	1 (3x) last Kennesaw State, 12/4/20
3FGA	3 North Dakota State, 11/29	2 (2x) last Louisiana Tech, 11/16/19
FT	2 (2x) last Kennesaw State, 12/4	4 (2x) last Oral Roberts, 12/3/19
FTA	2 (2x) last Kennesaw State, 12/4	4 (2x) last Oral Roberts, 12/3/19
Assists	4 Omaha, 12/1	6 (2x) last Georgetown, 3/4/20
Steals	2 (2x) last Kennesaw State, 12/4	3 Kennesaw State, 11/5/19
Blocks		1 Georgetown, 3/4/20
Minutes	26 North Dakota State, 11/29	28 Kennesaw State, 11/5/19a



#5 • Alex O'Connell

6-6 • 186 • G • Sr. • Roswell, Ga.

- A transfer from Duke, where he averaged 5.2 points per game last season in 29 games for the Blue Devils.
- An NCAA vote on Dec. 16 made him eligible immediately,

and he would generate six points and two rebounds in his Bluejay debut vs. St. John's (Dec. 17).

- Had four points and five rebounds in win vs. No. 22 Xavier (Dec. 23).
- Made 14 career starts at Duke, including five starts in place of Zion Williamson and starts in the Sweet 16 and Elite Eight for Cam Reddish in 2018-19.
- Made 75 career three-pointers at Duke.
- Ranked the No. 55 recruit out of high school by Rivals.com.

#5 Alex O'Connell's Game-by-Game Stats

Opponent	Min	FG	Pct	3FG	Pct	FT	Pct	O-D-R	A	T	B	S	Pts.
NORTH DAKOTA STATE		Did	Not	Play			--						
NEBRASKA-OMAHA		Did	Not	Play			--						
KENNESAW STATE		Did	Not	Play			--						
#5 Kansas		Did	Not	Play			--						
NEBRASKA		Did	Not	Play			--						
MARQUETTE		Did	Not	Play			--						
St. John's	12	3-7	.429	0-1	.000	0-0	---	0-2-2	1	1	0	1	6
Connecticut	8	1-1	1.000	0-0	---	0-0	---	0-2-2	0	0	0	0	2
#22 XAVIER	10	2-6	.333	0-2	.000	0-0	---	2-3-5	0	0	0	0	4
Providence	3	0-2	.000	0-1	.000	0-0	---	0-2-2	0	0	0	0	0

#5 Alex O'Connell	SEASON	CAREER (includes Duke)
Points	6 at St. John's, 12/17	20 at Syracuse, 2/23/19
Rebounds	5 #22 Xavier, 12/23	7 vs. #16 Virginia Tech, 3/29/19
FG	3 at St. John's, 12/17	6 at Syracuse, 2/23/19
FGA	7 at St. John's, 12/17	12 Notre Dame, 2/15/20
3FG		5 at Syracuse, 2/23/19
3FGA	2 #22 Xavier, 12/23	8 (2x) last at Syracuse, 2/23/19
FT		5 (2x) last Indiana, 11/27/18
FTA		6 (2x) last Indiana, 11/27/18
Assists	1 at St. John's, 12/17	3 (5x) last Notre Dame, 2/15/20
Steals	1 at St. John's, 12/17	4 Notre Dame, 2/15/20
Blocks		1 (6x) last Notre Dame, 2/15/20
Minutes	12 at St. John's, 12/17	35 vs. #16 Virginia Tech, 3/29/19



#10 • Jett Canfield

5-10 • 165 • G • So. • Topeka, Kan.

- Had 16 points, 12 assists and six rebounds in 21 games as a reserve guard in 2019-20.
- A walk-on who was surprised with a scholarship for the


2019-20 season during a Feb. 3 practice at The Palestra two days after a win at Villanova.

- One of two players in the nation with 12+ assists and two turnovers or less in 2019-20, and one of seven men nationally to play at least 125 minutes with two turnovers or less.
- Scored eight points in seven minutes of action during his Madison Square Garden debut vs. St. John's, making all three shot attempts, only to have the stats erased when the game was cancelled at halftime.

#10 Jett Canfield's Game-by-Game Stats

Opponent	Min	FG	Pct	3FG	Pct	FT	Pct	O-D-R	A	T	B	S	Pts.
NORTH DAKOTA STATE	6	0-0	---	0-0	---	0-0	---	0-0-0	0	1	0	0	0
NEBRASKA-OMAHA	7	0-0	---	0-0	---	0-0	---	0-0-0	0	1	0	0	0
KENNESAW STATE	6	0-0	---	0-0	---	0-0	---	0-0-0	0	0	0	0	0
#5 Kansas		Did		Not		Play							
NEBRASKA	3	1-1	1.000	0-0	---	0-0	---	0-0-0	1	0	0	0	2
MARQUETTE		Did		Not		Play							
St. John's	2	0-0	---	0-0	---	0-0	---	0-0-0	0	0	0	0	0
Connecticut		Did		Not		Play							
#22 XAVIER		Did		Not		Play							
Providence		Did		Not		Play							

#10 Jett Canfield	SEASON	CAREER
Points	2 Nebraska, 12/8	4 UTRGV, 12/13/19
Rebounds		1 (6x) last #21 Butler, 2/23/20
FG	1 Nebraska, 12/8	1 (5x) last UTRGV, 12/13/19
FGA	1 Nebraska, 12/8	4 North Florida, 11/24/19
3FG		1 (3x) last UTRGV, 12/13/19
3FGA		2 (3x) last UTRGV, 12/13/19
FT		2 DePaul, 2/15/20
FTA		2 (2x) last DePaul, 2/15/20
Assists	1 Nebraska, 12/8	2 (4x) last Midland, 12/28/19
Steals		2 UTRGV, 12/13/19
Blocks		
Minutes	7 Omaha, 12/1	24 UTRGV, 12/13/19



#11 • Marcus Zegarowski

6-2 • 180 • G • So. • Hamilton, Mass.

• Preseason BIG EAST Player of the Year who has also been named a Preseason First Team All-American by *Basketball Times* and *Blue Ribbon College Basketball Yearbook* and 1 of

50 preseason candidates for the Naismith Trophy and the Wooden Award.

• Fourth in the BIG EAST in assists per game, second in three-pointers per game, eighth in assist/turnover ratio, 13th in points per game and 15th in steals per game.

• Had first career double-double (11 pts, 11 ast) vs. Omaha (Dec. 1).

• Had 22 points, 5 assists and 4 steals in win vs. Nebraska (Dec. 11).

• Scored a game-high 20 points in win at St. John's, making 6-of-7 trifectas (Dec. 17).

• Made six three-pointers and scored 20 points while dishing an assist on Christian Bishop's game-winning dunk with 0.8 left at Providence (Jan. 2).

• Named an All-American by three organizations last year.

• BIG EAST's top returning scorer in 2020-21.

• Brother of Orlando Magic guard Michael Carter-Williams.

• Clutch player averaged 18.9 points per game on 60.4% shooting in eight games vs. top-25 foes as a sophomore, helping CU to six wins.

#11 Marcus Zegarowski's Game-by-Game Stats

Opponent	Min	FG	Pct	3FG	Pct	FT	Pct	O-D-R	A	T	B	S	Pts.
NORTH DAKOTA STATE•	37	5-15	.333	2-11	.182	0-0	---	0-2-2	6	1	0	0	12
NEBRASKA-OMAHA•	29	4-8	.500	3-7	.429	0-1	.000	0-3-3	11	2	1	1	11
KENNESAW STATE•	26	5-11	.455	2-4	.500	2-2	1.000	0-4-4	4	2	0	2	14
#5 Kansas•	35	5-14	.357	3-8	.375	3-6	.500	1-5-6	4	5	0	1	16
NEBRASKA•	33	6-13	.462	5-7	.714	5-5	1.000	0-3-3	5	4	0	4	22
MARQUETTE•	33	4-13	.308	0-7	.000	0-0	---	0-2-2	5	2	0	2	8
St. John's•	32	7-10	.700	6-7	.857	0-0	---	0-2-2	5	1	0	0	20
Connecticut•	42	4-14	.286	1-8	.125	2-2	1.000	0-8-8	3	5	0	2	11
#22 XAVIER•	30	2-11	.182	1-5	.200	5-6	.833	0-6-6	2	4	0	0	10
Providence•	37	7-13	.545	6-11	.556	0-0	---	0-7-7	4	2	0	0	20

#11 Marcus Zegarowski SEASON

Points	22	Nebraska, 12/11	32	vs. #12 Texas Tech (OT), 11/29/19
Rebounds	8	at Connecticut (OT), 12/20	9	Nebraska, 12/7/19
FG	7 (2x)	last at Providence, 1/2	13	Nebraska, 12/7/19
FGA	15	North Dakota State, 11/29	19	Nebraska, 12/7/19
3FG	6 (2x)	last at Providence, 1/2	7	#21 Butler, 2/23/20
3FGA	11 (2x)	last at Providence, 1/2	11 (3x)	last at Providence, 1/2/21
FT	5 (2x)	last #22 Xavier, 12/23	12	Oklahoma, 12/17/19
FTA	6 (2x)	last #22 Xavier, 12/23	14	Oklahoma, 12/17/19
Assists	11	Omaha, 12/1	Same	
Steals	4	Nebraska, 12/11	4 (2x)	last Nebraska, 12/11/20
Blocks	1	Omaha, 12/1	1 (5x)	last Omaha, 12/1/20
Minutes	42	at Connecticut (OT), 12/20	43	vs. #12 Texas Tech (OT), 11/29/19



#12 • Andrew Merfeld

5-11 • 185 • G • Fr. • Omaha, Neb.

• Has not played yet due to injury.

• True freshman guard who was on undefeated state champion basketball (26-0) and football (13-0) last season at Skutt Catholic High School in Omaha.

• His father, Steve, is entering his 11th season on the Creighton men's basketball staff and a former head coach at Hampton and Evansville.

#12 Andrew Merfeld's Game-by-Game Stats

Opponent	Min	FG	Pct	3FG	Pct	FT	Pct	O-D-R	A	T	B	S	Pts.
NORTH DAKOTA STATE	Did			Not		Play	--						Injured
NEBRASKA-OMAHA	Did			Not		Play	--						Injured
KENNESAW STATE	Did			Not		Play	--						Injured
#5 Kansas	Did			Not		Play	--						Injured
NEBRASKA	Did			Not		Play	--						Injured
MARQUETTE	Did			Not		Play	--						Injured
St. John's	Did			Not		Play	--						Injured
Connecticut	Did			Not		Play	--						Injured
#22 XAVIER	Did			Not		Play	--						Injured
Providence	Did			Not		Play	--						Injured

#12 Andrew Merfeld SEASON

Points				
Rebounds				
FG				
FGA				
3FG				
3FGA				
FT				
FTA				
Assists				
Steals				
Blocks				
Minutes				



#13 • Christian Bishop

6-7 • 220 • F • Jr. • Lee's Summit, Mo.

- Led Creighton in scoring in each of first 2 games, including 18 points vs. Omaha (Dec. 1).
- Had 13 points, nine rebounds and three blocks at #5

Kansas (Dec. 8).

- Leads BIG EAST in FG% (.676), which is also third-best in the country by all 743 players with 70 or more attempts.
- Also ninth in the BIG EAST in blocked shots per game, 20th in rebounds per game and 22nd in points per game.
- Has scored in double-figures in eight games this winter.
- Opened junior year with team-high 16 points, making 6-of-7 field goal attempts vs. North Dakota State (Nov. 29).
- Scored team-leading 19 points in overtime win at UConn (Dec. 21).
- Earned first career double-double at St. John's (Dec. 17), finishing with 11 points and 10 rebounds.
- Made game-winning dunk with 0.8 seconds left in 67-65 win at Providence (Jan. 2).
- Had 38 of team's 60 dunks last season and also led club with 35 blocked shots. This season, he owns 17 of team's 31 dunks.
- Started all 31 games last season for Creighton, averaging 8.6 points and 5.3 rebounds per game.

#13 Christian Bishop's Game-by-Game Stats

Opponent	Min	FG	Pct	3FG	Pct	FT	Pct	O-D-R	A	T	B	S	Pts.
NORTH DAKOTA STATE•	21	6-7	.857	0-1	.000	4-5	.800	0-4-4	0	0	0	1	16
NEBRASKA-OMAHA•	16	7-10	.700	0-0	---	4-4	1.000	1-7-8	0	2	0	1	18
KENNESAW STATE•	15	4-4	1.000	0-0	---	3-3	1.000	0-4-4	0	0	1	1	11
#5 Kansas•	29	5-6	.833	1-1	1.000	2-4	.500	1-8-9	1	4	3	1	13
NEBRASKA•	13	5-5	1.000	0-0	---	0-2	.000	1-2-3	1	2	0	3	10
MARQUETTE•	31	2-5	.400	0-0	---	3-5	.600	0-4-4	1	0	2	1	7
St. John's•	18	5-10	.500	0-0	---	1-2	.500	3-7-10	1	2	0	0	11
Connecticut•	28	8-11	.727	0-0	---	3-6	.500	3-2-5	1	0	2	0	19
#22 XAVIER•	27	4-8	.500	0-1	.000	2-5	.400	2-5-7	1	1	2	0	10
Providence•	24	2-5	.400	0-0	---	1-2	.500	0-3-3	0	0	1	1	5

#13 Christian Bishop	SEASON	CAREER
Points	19 at Connecticut (OT), 12/20	19 (2x) last at Connecticut (OT), 12/20/20
Rebounds	10 at St. John's, 12/17	10 (2x) last at St. John's, 12/17/20
FG	8 at Connecticut (OT), 12/20	Same
FGA	11 at Connecticut (OT), 12/20	12 Oral Roberts, 12/3/19
3FG	1 at #5 Kansas, 12/8	1 (2x) last at #5 Kansas, 12/8/20
3FGA	1 (3x) last #22 Xavier, 12/23	2 at Seton Hall, 2/9/19
FT	4 (2x) last Omaha, 12/1	6 #16 Villanova, 1/7/20
FTA	6 at Connecticut (OT), 12/20	8 (4x) last at St. John's, 3/1/20
Assists	1 (6x) last #22 Xavier, 12/23	5 (3x) last at St. John's, 3/1/20
Steals	3 Nebraska, 12/11	3 (2x) last Nebraska, 12/11
Blocks	3 at #5 Kansas, 12/8	4 #21 Butler, 2/23/20
Minutes	31 Marquette, 12/14	32 Oral Roberts, 12/3/19



#14 • Sami Osmani

6-4 • 205 • G • Fr. • Oak Lawn, Ill.

- True freshman guard who was a three-time All-South Suburban Conference selection at Oak Lawn (Ill.) Community High School.

- Finished as Oak Lawn's all-time career leader in points (1,850) and three-pointers (210) and had a single-game high of 42 points.
- Made collegiate debut when he played the final minute vs. North Dakota State (Nov. 29).
- Collected first career steal in win vs. Nebraska (Dec. 11).

#14 Sami Osmani's Game-by-Game Stats

Opponent	Min	FG	Pct	3FG	Pct	FT	Pct	O-D-R	A	T	B	S	Pts.
NORTH DAKOTA STATE	1	0-0	---	0-0	---	0-0	---	0-0-0	0	0	0	0	0
NEBRASKA-OMAHA	2	0-0	---	0-0	---	0-0	---	0-0-0	0	0	0	0	0
KENNESAW STATE	3	0-2	.000	0-1	.000	0-0	---	0-1-1	0	0	0	0	0
#5 Kansas	Did	Not	Play										
NEBRASKA	2	0-0	---	0-0	---	0-0	---	0-0-0	0	0	0	1	0
MARQUETTE	Did	Not	Play										
St. John's	Did	Not	Play										
Connecticut	Did	Not	Play										
#22 XAVIER	Did	Not	Play										
Providence	Did	Not	Play										

#14 Sami Osmani	SEASON	CAREER
Points		
Rebounds	1 Kennesaw State, 12/4	Same
FG		
FGA	2 Kennesaw State, 12/4	Same
3FG		
3FGA	1 Kennesaw State, 12/4	Same
FT		
FTA		
Assists		
Steals		
Blocks		
Minutes	3 Kennesaw State, 12/4	Same



#20 • Nic Zeil

6-8 • 210 • F • So. • Kansas City, Mo.

- Scored first points of the season vs. Omaha (Dec. 1), making a pair of free throws.
- Tied career-high with three-points vs. Kennesaw State

(Dec. 4).

- Scored three points in just two minutes of road win at St. John's (Dec. 17).
- Sophomore forward who had eight points and nine rebounds last season in a reserve role.

#20 Nic Zeil's Game-by-Game Stats

Opponent	Min	FG	Pct	3FG	Pct	FT	Pct	O-D-R	A	T	B	S	Pts.
NORTH DAKOTA STATE	1	0-0	---	0-0	---	0-0	---	0-0-0	0	0	0	0	0
NEBRASKA-OMAHA	4	0-0	---	0-0	---	2-2	1.000	1-1-2	0	2	0	0	2
KENNESAW STATE	4	1-1	1.000	1-1	1.000	0-0	---	0-1-1	0	0	0	0	3
#5 Kansas	Did	Did	Not	Did	Not	Play							
NEBRASKA	3	0-0	---	0-0	---	0-0	---	0-0-0	0	0	0	0	0
MARQUETTE	Did	Did	Not	Did	Not	Play							
St. John's	2	1-1	1.000	0-0	---	1-2	.500	0-0-0	0	0	0	0	3
Connecticut	Did	Did	Not	Did	Not	Play							
#22 XAVIER	Did	Did	Not	Did	Not	Play							
Providence	Did	Did	Not	Did	Not	Play							

#20 Nic Zeil	SEASON	CAREER
Points	3 (2x) last at St. John's, 12/17	3 (3x) last at St. John's, 12/17/20
Rebounds	2 Omaha, 12/1	4 Midland, 12/28/19
FG	1 (2x) last at St. John's, 12/17	1 (3x) last at St. John's, 12/17/20
FGA	1 (2x) last at St. John's, 12/17	2 (3x) last at St. John's, 3/1/20
3FG	1 Kennesaw State, 12/4	Same
3FGA	1 Kennesaw State, 12/4	1 (4x) last Kennesaw State, 12/4/20
FT	2 Omaha, 12/1	3 (2x) last #21 Butler, 2/23/20
FTA	2 (2x) last at St. John's, 12/17	4 (2x) last #21 Butler, 2/23/20
Assists		
Steals		1 DePaul, 2/15/20
Blocks		1 #21 Butler, 2/23/20
Minutes	4 Kennesaw State, 12/4	13 UTRGV, 12/13/19



#22 • Devin Davis

6-0 • 175 • G • Fr. • Chicago, Ill.


- Freshman guard who averaged 21.0 points, 4.0 rebounds and 4.0 assists last season at Westinghouse College Prep in Chicago.

- Attended same high school as former prolific NBA scorers Mark Aguirre, Hersey Hawkins and Eddie Johnson.
- Made collegiate debut when he played the final minute vs. North Dakota State (Nov. 29).

#22 Devin Davis' Game-by-Game Stats

Opponent	Min	FG	Pct	3FG	Pct	FT	Pct	O-D-R	A	T	B	S	Pts.
NORTH DAKOTA STATE	1	0-0	---	0-0	---	0-0	---	0-0-0	0	0	0	0	0
NEBRASKA-OMAHA	2	0-1	.000	0-0	---	0-0	---	0-0-0	0	0	0	0	0
KENNESAW STATE	3	0-0	---	0-0	---	0-0	---	0-0-0	0	0	0	0	0
#5 Kansas	Did	Did	Not	Did	Not	Play							
NEBRASKA	2	0-2	.000	0-1	.000	0-0	---	0-0-0	0	0	0	0	0
MARQUETTE	Did	Did	Not	Did	Not	Play							
St. John's	Did	Did	Not	Did	Not	Play							
Connecticut	Did	Did	Not	Did	Not	Play							
#22 XAVIER	Did	Did	Not	Did	Not	Play							
Providence	Did	Did	Not	Did	Not	Play							

#22 Devin Davis	SEASON	CAREER
Points		
Rebounds		
FG		
FGA	1 Omaha, 12/1	Same
3FG		
3FGA		
FT		
FTA		
Assists		
Steals		
Blocks		
Minutes	2 (2x) last Nebraska, 12/11	2 (2x) last Nebraska, 12/11/20



#23 • Damien Jefferson

6-5 • 220 • F • Sr. • East Chicago, Ind.

• Ranks fifth in the BIG EAST in field goal percentage, seventh in steals per game, ninth in three-point percentage, 11th in assist/turnover ratio and 14th in assists per game.

- Scored in double-figures in seven straight games from Dec. 1-20, averaging 12.1 ppg. in that span.
- Scored 11 points vs. Omaha (Dec. 1) and added 13 more vs. Kennesaw State (Dec. 4)
- Owned 13 points and six rebounds at #5 Kansas (Dec. 8).
- Dished five assists in win vs. Nebraska (Dec. 11).
- Scored a season-best 17 points vs. Marquette, making 6-of-7 shots (Dec. 14).
- Approached a triple-double at St. John's (Dec. 17), when he had 10 points, 10 rebounds and a career-high 8 assists, Creighton's only 10/10/8 game in the last 35 years.
- Hit game-tying basket with 0.2 left in regulation in 76-74 OT win at UConn (Dec. 20).
- Had 18 points, eight rebounds and career-high six steals in win at Providence (Jan. 4).
- Declared (and withdrew) from the 2020 NBA Draft to return for his senior season.
- Led Creighton with 5.5 rebounds per game last season, when he started 29-of-30 appearances and also averaged 9.4 points.
- Had a pair of *SportsCenter* Top 10 plays last season, one in each meeting vs. Seton Hall.

#23 Damien Jefferson's Game-by-Game Stats

Opponent	Min	FG	Pct	3FG	Pct	FT	Pct	O-D-R	A	T	B	S	Pts.
NORTH DAKOTA STATE•	25	2-7	.286	2-5	.400	0-0	---	0-4-4	2	0	0	0	6
NEBRASKA-OMAHA•	25	3-5	.600	1-2	.500	4-4	1.000	2-2-4	3	1	0	0	11
KENNESAW STATE•	24	6-9	.667	1-2	.500	0-0	---	0-3-3	2	3	0	1	13
#5 Kansas•	35	6-8	.750	0-0	---	1-4	.250	1-5-6	0	1	0	1	13
NEBRASKA•	30	5-9	.556	1-4	.250	0-1	.000	1-3-4	5	3	1	1	11
MARQUETTE•	33	6-7	.857	2-3	.667	3-6	.500	3-3-6	3	2	1	1	17
St. John's•	28	4-5	.800	1-2	.500	1-3	.333	2-8-10	8	0	0	1	10
Connecticut•	31	4-9	.444	2-5	.400	0-0	---	1-4-5	4	4	0	3	10
#22 XAVIER•	29	2-6	.333	1-3	.333	0-1	.000	0-6-6	1	2	0	1	5
Providence•	31	9-13	.692	0-0	---	0-0	---	5-3-8	3	3	1	6	18

#23 Damien Jefferson SEASON

Points	17	Marquette, 12/14	20 (2x)	last at St. John's, 3/1/20
Rebounds	10	at St. John's, 12/17	12	Western Illinois, 11/6/18
FG	9	at Providence, 1/2	9 (2x)	last at Providence, 1/2/21
FGA	13	at Providence, 1/2	15	Cal Poly, 11/22/19
3FG	2 (3x)	last at Connecticut (OT), 12/20	3	Montana, 11/28/18
3FGA	5 (2x)	last at UConn (OT), 12/20	5 (3x)	last at Connecticut (OT), 12/20/20
FT	4	Omaha, 12/1	7	Montana, 11/28/18
FTA	6	Marquette, 12/14	8	Montana, 11/28/18
Assists	8	at St. John's, 12/17	Same	
Steals	6	at Providence, 1/2	Same	
Blocks	1 (3x)	last at Providence, 1/2	2 (2x)	last at Providence, 2/5/20
Minutes	35	at #5 Kansas, 12/8	36 (2x)	last at #10 Seton Hall, 2/12/20



#24 • Mitch Ballock

6-5 • 205 • G • Sr. • Eudora, Kan.

• Preseason Second Team All-BIG EAST guard who is one of the nation's best three-point shooters.


- Has made a three-pointer in 16 straight games dating back to last year.
- Third in the BIG EAST in three-pointers per made per game and eighth in minutes per game.
- Led BIG EAST in assist/turnover ratio (3.39) and minutes per game (35.97) last season and was second in 3FG percentage (.435).
- Surpassed 1,000 career points in season-opener vs. North Dakota State (Nov. 29) and currently ranks 35th in CU history with 1,103 points.
- Fourth in CU history with 260 career three-pointers, and only man in program history with consecutive seasons of 90+ treys.
- His 260 three-pointers rank 6th-most among active players nationally.
- Is one of two players in Creighton history with multiple games of 8+ three-pointers along with Kyle Korver.
- Was 11th nationally in 3FG percentage and 19th in 3FG made last year.
- Had best shooting night of the year vs. Marquette (Dec. 14), making 8-of-14 three-point tries to score a season-best 26 points.

#24 Mitch Ballock's Game-by-Game Stats

Opponent	Min	FG	Pct	3FG	Pct	FT	Pct	O-D-R	A	T	B	S	Pts.
NORTH DAKOTA STATE•	37	4-12	.333	2-9	.222	1-2	.500	0-7-7	4	0	1	1	11
NEBRASKA-OMAHA•	25	2-3	.667	1-2	.500	0-0	---	0-2-2	3	2	0	0	5
KENNESAW STATE•	26	4-8	.500	2-6	.333	0-0	---	0-2-2	0	0	0	0	10
#5 Kansas•	38	2-8	.250	2-8	.250	0-0	---	0-3-3	5	1	0	2	6
NEBRASKA•	33	2-5	.400	2-5	.400	0-0	---	0-2-2	4	0	1	4	6
MARQUETTE•	38	9-15	.600	8-14	.571	0-1	.000	0-6-6	3	1	0	1	26
St. John's•	34	3-5	.600	3-5	.600	0-0	---	0-3-3	1	3	0	0	9
Connecticut•	39	4-7	.571	2-4	.500	3-4	.750	1-3-4	1	0	0	1	13
#22 XAVIER•	34	2-9	.222	2-9	.222	1-2	.500	1-1-2	2	2	1	1	7
Providence•	37	5-11	.455	4-9	.444	0-0	---	0-2-2	1	3	0	0	14

#24 Mitch Ballock SEASON

Points	26	Marquette, 12/14	39	DePaul, 3/9/19
Rebounds	7	North Dakota State, 11/29	11	North Florida, 11/24/19
FG	9	Marquette, 12/14	12	DePaul, 3/9/19
FGA	15	Marquette, 12/14	16	Marquette, 1/1/20
3FG	8	Marquette, 12/14	11	DePaul, 3/9/19
3FGA	14	Marquette, 12/14	Same	
FT	3	at Connecticut (OT), 12/20	6	Providence, 1/18/20
FTA	4	at Connecticut (OT), 12/20	7	Providence, 1/18/20
Assists	5	at #5 Kansas, 12/8	8 (2x)	last St. John's, 2/8/20
Steals	4	Nebraska, 12/11	4 (2x)	last Nebraska, 12/11/20
Blocks	1 (3x)	last #22 Xavier, 12/23	3	Nebraska, 12/7/19
Minutes	39	at Connecticut (OT), 12/20	44	at #14 Villanova (OT), 2/6/19



#32 • Ryan Kalkbrenner

7-0 • 235 • C • Fr. • St. Louis, Mo.

- True freshman 7-footer who has produced big numbers in limited minutes.
- Team is 7-0 when he has a blocked shot, but 1-2 when he doesn't.

he doesn't.

- Team is 8-0 when he scores a field goal (0-2 when he doesn't).
- Ranks sixth in the BIG EAST in field goal percentage (second among freshmen) and seventh in blocked shots per game (first among freshmen).
- Made collegiate debut vs. North Dakota State (Nov. 29), finishing with eight points and two offensive rebounds in 11 minutes.
- Followed NDSU with 10 points and 4 rebounds vs. Omaha (Dec. 1).
- Scored 14 points in 15 minutes, making 7-of-8 shots, and added 6 rebounds and two blocked shots vs. Kennesaw State (Dec. 4).
- Contributed 13 points, 8 rebounds and 3 blocks vs. Nebraska (Dec. 11).
- Scored 15 points in 16 minutes of win at St. John's (Dec. 17), including four baskets in a three-minute span during a game-clinching 22-4 run.
- Swatted three shots in win vs. No. 22 Xavier (Dec. 23).
- Produced season-high four rejections at Providence (Jan. 2).
- CU's first true freshman with a block in first 3 games since Benoit Benjamin in 1982-83.
- Named 2019 Nike EYBL Defensive Player of the Year after leading the summer circuit with 4.5 blocked shots per game.
- Had seven different games in high school with 10 or more blocked shots, with a high of 15.

#32 Ryan Kalkbrenner's Game-by-Game Stats

Opponent	Min	FG	Pct	3FG	Pct	FT	Pct	O-D-R	A	T	B	S	Pts.
NORTH DAKOTA STATE	11	4-6	.667	0-0	---	0-0	---	2-0-2	1	0	1	0	8
NEBRASKA-OMAHA	15	5-10	.500	0-1	.000	0-0	---	1-3-4	1	1	1	0	10
KENNESAW STATE	15	7-8	.875	0-0	---	0-0	---	2-4-6	0	0	2	1	14
#5 Kansas	9	0-1	.000	0-1	.000	1-2	.500	0-1-1	0	0	0	0	1
NEBRASKA	18	6-9	.667	0-0	---	1-3	.333	5-3-8	0	1	3	0	13
MARQUETTE	5	0-0	---	0-0	---	0-0	---	0-1-1	0	0	0	0	0
St. John's	16	7-13	.538	0-0	---	1-1	1.000	3-2-5	1	1	2	0	15
Connecticut	12	1-4	.250	0-0	---	3-4	.750	2-1-3	1	2	0	0	5
#22 XAVIER	13	1-3	.333	0-0	---	0-0	---	0-4-4	0	0	3	1	2
Providence	16	1-2	.500	0-0	---	2-4	.500	1-5-6	0	0	4	0	4

#32 Ryan Kalkbrenner SEASON

Points	15	at St. John's, 12/17	CAREER	Same
Rebounds	8	Nebraska, 12/11	Same	
FG	7 (2x)	last at St. John's, 12/17	7 (2x)	last at St. John's, 12/17/20
FGA	13	at St. John's, 12/17	Same	
3FG				
3FGA	1 (2x)	last at #5 Kansas, 12/8	1 (2x)	last at #5 Kansas, 12/8/20
FT	3	at Connecticut (OT), 12/20	Same	
FTA	4 (2x)	last at Providence, 1/2	4 (2x)	last at Providence, 1/2/21
Assists	1 (4x)	last at UConn (OT), 12/20	1 (4x)	last at Connecticut (OT), 12/20/20
Steals	1 (2x)	last #22 Xavier, 12/23	1 (2x)	last #22 Xavier, 12/23/20
Blocks	4	at Providence, 1/2	Same	
Minutes	16 (2x)	last at Providence, 1/2	16 (2x)	last at Providence, 1/2/21



#34 • Denzel Mahoney

6-5 • 225 • G/F • Sr. • Oviedo, Fla.

- Declared (and withdrew) from the 2020 NBA Draft to return for his senior season.
- Seventh in the BIG EAST in three-pointers per game, 14th in points per game and 13th in steals per contest.

in points per game and 13th in steals per contest.

- Among active players nationally, ranks 8th in career free throws made and 30th in career points scored.
- Averaged 18.3 points in three games last year vs. top-10 teams (all wins), then had 19 points at #5 Kansas this year (Dec. 8).
- Made his 2020-21 debut with 17 points in 23 minutes vs. Omaha, tying his career-high with 5 three-pointers made (Dec. 1).
- Scored 20 points and dished 4 assists in win vs. Nebraska (Dec. 11).
- Tied his Creighton-best with 21 points vs. Marquette (Dec. 14).
- Hauled in first career-double as a Bluejay at UConn (Dec. 20) when he had 10 points and a career-high 13 rebounds.
- Won BIG EAST Sixth Man Award last season after averaging 12.0 points in 21 appearances (1 start).
- Made 30 of final 31 free throws last year and topped BIG EAST in free throw percentage in league play (.898).
- Team's active leading scorer with 1,466 career points when you include the 1,091 he scored his first two college seasons at Southeast Missouri St.

#34 Denzel Mahoney's Game-by-Game Stats

Opponent	Min	FG	Pct	3FG	Pct	FT	Pct	O-D-R	A	T	B	S	Pts.
NORTH DAKOTA STATE		Did		Not		Play							
NEBRASKA-OMAHA	23	6-9	.667	5-7	.714	0-0	---	0-2-2	2	0	0	1	17
KENNESAW STATE	31	1-7	.143	0-5	.000	2-2	1.000	1-2-3	3	0	0	2	4
#5 Kansas	34	7-14	.500	3-8	.375	2-2	1.000	0-5-5	2	1	0	3	19
NEBRASKA	28	7-18	.389	4-10	.400	2-2	1.000	1-3-4	4	2	0	1	20
MARQUETTE	31	5-13	.385	4-8	.500	7-10	.700	4-0-4	1	1	0	1	21
St. John's	28	6-10	.600	3-7	.429	1-1	1.000	0-5-5	0	4	0	1	16
Connecticut	38	4-11	.364	1-5	.200	1-2	.500	2-11-13	1	2	1	0	10
#22 XAVIER	31	4-9	.444	2-4	.500	3-3	1.000	1-4-5	2	0	0	1	13
Providence	33	2-12	.167	0-7	.000	0-2	.000	0-1-1	3	3	0	1	4

#34 Denzel Mahoney SEASON

Points	21	Marquette, 12/14	CAREER	36	at SIU Edwardsville, 1/18/19
Rebounds	13	at Connecticut (OT), 12/20	Same		
FG	7 (2x)	last Nebraska, 12/11	11	Murray State, 2/1/18	
FGA	18	last Nebraska, 12/11	26	Murray State, 2/1/18	
3FG	5	Omaha, 12/1	5 (3x)	last Omaha, 12/1/20	
3FGA	10	2 last Nebraska, 12/11	11	at Tennessee State, 3/1/17	
FT	7	Marquette, 12/14	14	at Tennessee State, 3/1/17	
FTA	10	Marquette, 12/14	15 (2x)	at SIU Edwardsville, 1/18/19	
Assists	4	Nebraska, 12/11	6	Eastern Kentucky, 12/31/16	
Steals	3	at #5 Kansas, 12/8	4	Tennessee Tech, 1/25/18	
Blocks	1	at Connecticut (OT), 12/20	1 (11x)	last at Connecticut (OT), 12/20/20	
Minutes	38	at Connecticut (OT), 12/20	44	at Tennessee State (OT), 3/1/17	



#41 • Jacob Epperson

6-11 • 225 • C • Jr. • Melbourne, Australia

- Played seven minutes and had two blocks in Creighton's season-opener vs. North Dakota State (Nov. 29), his first action in 716 days (Dec. 14, 2018) after a back injury and knee surgery in 2018-19 and a broken leg in 2019-20 kept him sidelined.
- Owned 6 points and tied career-high with 6 rebounds vs. Omaha (Dec. 1).
- Had 4 points and 4 rebounds vs. Kennesaw State (Dec. 4).
- Swatted two shots in six minutes at St. John's (Dec. 17).
- Creighton's only player in last 15 years to make his first five career three-point attempts.
- Averaged 6.3 points and 2.9 rebounds per game in 12 contests as a freshman in 2017-18.



#44 • Rati Andronikashvili

6-4 • 185 • G • Fr. • Tbilisi, Georgia

- Top-100 recruit who signed in the spring and comes from the country of Georgia.
- Owns over 50 games of experience in FIBA qualifiers for Georgia at the U16, U18, U20 and Senior National Team levels.
- Averaged 16.9 points, 5.9 rebounds and 5.3 assists in eight games at the U20 European Championships in Portugal in 2019.
- Tore the ACL in his left knee on November 1 and will miss the 2020-21 season.



#55 • Modestas Kancleris

6-9 • 195 • F • Fr. • Kaunas, Lithuania

- True freshman from Lithuania who was released from his NLI at Grand Canyon after coach Dan Majerle was fired, though he had previously visited Creighton on a visit.
- Creighton's second Lithuanian ever, joining Nerijus Karlikanovas (1998-2000). Also CU's first player to wear No. 55 since Karlikanovas.
- Has experience on Lithuania's U16 and U18 national teams.
- Tore the ACL in his left knee on November 4 and will miss the 2020-21 season.

#41 Jacob Epperson's Game-by-Game Stats

Opponent	Min	FG	Pct	3FG	Pct	FT	Pct	O-D-R	A	T	B	S	Pts.
NORTH DAKOTA STATE	7	0-2	.000	0-2	.000	0-0	---	0-0-0	0	0	2	0	0
NEBRASKA-OMAHA	9	3-6	.500	0-0	---	0-0	---	1-5-6	0	0	1	0	6
KENNESAW STATE	10	1-3	.333	0-1	.000	2-4	.500	1-3-4	1	1	0	0	4
#5 Kansas	Did	Not	Play										
NEBRASKA	4	0-0	---	0-0	---	0-0	---	0-1-1	0	0	0	0	0
MARQUETTE	1	0-0	---	0-0	---	1-2	.500	0-1-1	0	0	1	0	1
St. John's	6	0-2	.000	0-0	---	0-0	---	1-1-2	2	1	2	0	0
Connecticut	3	0-0	---	0-0	---	0-0	---	0-0-0	0	0	0	0	0
#22 XAVIER	Did	Not	Play										
Providence	Did	Not	Play										

#41 Jacob Epperson	SEASON	CAREER
Points	6 Omaha, 12/1	15 Bemidji State, 2/13/18
Rebounds	6 Omaha, 12/1	6 (3x) last Omaha, 12/1/20
FG	3 Omaha, 12/1	7 Marquette, 2/17/18
FGA	6 Omaha, 12/1	8 Bemidji State, 2/13/18
3FG		3 Bemidji State, 2/13/18
3FGA	2 North Dakota State, 11/29	3 Bemidji State, 2/13/18
FT	2 Kennesaw State, 12/4	2 (2x) last Boise State, 11/19/18
FTA	4 Kennesaw State, 12/4	4 at Butler, 2/20/18
Assists	2 at St. John's, 12/17	Same
Steals		1 (3x) last East Tennessee St., 11/11/18
Blocks	2 (2x) last at St. John's, 12/17	5 vs. Providence (OT), 3/8/18
Minutes	10 Kennesaw State, 12/4	23 #3 Villanova (OT), 2/24/18

2020-21 Creighton Men's Basketball
#11 Creighton Combined Team Statistics (as of Jan 02, 2021)
All games

RECORD:	OVERALL	HOME	AWAY	NEUTRAL
ALL GAMES	8-2	5-1	3-1	0-0
CONFERENCE	4-1	1-1	3-0	0-0
NON-CONFERENCE	4-1	4-0	0-1	0-0

#	Player	gp-gs	min	avg	Total		3-Point		F-Throw		Rebounds				pf	dq	a	to	blk	stl	pts	avg
					fg-fga	fg%	3fg-fga	3fg%	ft-fa	ft%	off	def	tot	avg								
11	ZEGAROWSKI, Marcu	10-10	334	33.4	49-122	.402	29-75	.387	17-22	.773	1	42	43	4.3	15	0	49	28	1	12	144	14.4
34	MAHONEY, Denzel	9-9	277	30.8	42-103	.408	22-61	.361	18-24	.750	9	33	42	4.7	24	0	18	13	1	11	124	13.8
13	BISHOP, Christian	10-10	222	22.2	48-71	.676	1-3	.333	23-38	.605	11	46	57	5.7	25	1	6	11	11	9	120	12.0
23	JEFFERSON, Damien	10-10	291	29.1	47-78	.603	11-26	.423	9-19	.474	15	41	56	5.6	18	0	31	19	3	15	114	11.4
24	BALLOCK, Mitch	10-10	341	34.1	37-83	.446	28-71	.394	5-9	.556	2	31	33	3.3	12	0	24	12	3	10	107	10.7
32	KALKBRENNER, Ryan	10-0	130	13.0	32-56	.571	0-2	.000	8-14	.571	16	24	40	4.0	19	0	4	5	16	2	72	7.2
00	JONES, Antwann	10-1	161	16.1	22-51	.431	6-19	.316	20-27	.741	7	26	33	3.3	14	0	20	7	4	1	70	7.0
05	O'CONNELL, Alex	4-0	33	8.3	6-16	.375	0-4	.000	0-0	.000	2	9	11	2.8	2	0	1	1	0	1	12	3.0
04	MITCHELL, Shereef	10-0	142	14.2	11-24	.458	3-8	.375	4-4	1.000	0	11	11	1.1	13	0	17	5	0	8	29	2.9
20	ZEIL, Nic	5-0	14	2.8	2-2	1.000	1-1	1.000	3-4	.750	1	2	3	0.6	5	0	0	2	0	0	8	1.6
41	EPPERSON, Jacob	7-0	40	5.7	4-13	.308	0-3	.000	3-6	.500	3	11	14	2.0	5	0	3	2	6	0	11	1.6
10	CANFIELD, Jett	5-0	24	4.8	1-1	1.000	0-0	.000	0-0	.000	0	0	0	0.0	0	0	1	2	0	0	2	0.4
22	DAVIS, Devin	4-0	8	2.0	0-3	.000	0-1	.000	0-0	.000	0	0	0	0.0	0	0	0	0	0	0	0	0.0
14	OSMANI, Sami	4-0	8	2.0	0-2	.000	0-1	.000	0-0	.000	0	1	1	0.3	0	0	0	0	0	1	0	0.0
Team											16	18	34					4				
Total.....		10	2025		301-625	.482	101-275	.367	110-167	.659	83	295	378	37.8	152	1	174	111	45	70	813	81.3
Opponents.....		10	2025		252-637	.396	84-243	.346	107-160	.669	113	265	378	37.8	163	4	128	131	28	52	695	69.5

TEAM STATISTICS	CU	OPP
SCORING	813	695
Points per game	81.3	69.5
Scoring margin	+11.8	-
FIELD GOALS-ATT	301-625	252-637
Field goal pct	.482	.396
3 POINT FG-ATT	101-275	84-243
3-point FG pct	.367	.346
3-pt FG made per game	10.1	8.4
FREE THROWS-ATT	110-167	107-160
Free throw pct	.659	.669
F-Throws made per game	11.0	10.7
REBOUNDS	378	378
Rebounds per game	37.8	37.8
Rebounding margin	+0.0	-
ASSISTS	174	128
Assists per game	17.4	12.8
TURNOVERS	111	131
Turnovers per game	11.1	13.1
Turnover margin	+2.0	-
Assist/turnover ratio	1.6	1.0
STEALS	70	52
Steals per game	7.0	5.2
BLOCKS	45	28
Blocks per game	4.5	2.8
ATTENDANCE	2886	2500
Home games-Avg/Game	6-481	4-625
Neutral site-Avg/Game	-	0-0

Date	Opponent		Score	Att.
11-29-20	NORTH DAKOTA ST.	W	69-58	252
12-01-20	OMAHA	W	94-67	251
12-04-20	KENNESAW ST.	W	93-58	201
12-08-20	at #5 Kansas	L	72-73	2500
12-11-20	NEBRASKA	W	98-74	254
* 12-14-20	MARQUETTE	L	84-89	255
* 12-17-20	at St. John's	W	94-76	0
* 12-20-20	at UConn	Wot	76-74	0
* 12-23-20	#22 XAVIER	W	66-61	1673
* 01-02-21	at Providence	W	67-65	0

* = BIG EAST Conference game

Score by Periods	1st	2nd	OT	Totals
#11 Creighton	411	392	10	813
Opponents	318	369	8	695

2020-21 Creighton Men's Basketball
#11 Creighton Combined Team Statistics (as of Jan 02, 2021)
Conference games only

RECORD:	OVERALL	HOME	AWAY	NEUTRAL
ALL GAMES	4-1	1-1	3-0	0-0
CONFERENCE	4-1	1-1	3-0	0-0
NON-CONFERENCE	0-0	0-0	0-0	0-0

##	Player	gp-gs	min	avg	Total		3-Point		F-Throw		Rebounds				pf	dq	a	to	blk	stl	pts	avg
					fg-fga	fg%	3fg-fga	3fg%	ft-fa	ft%	off	def	tot	avg								
24	BALLOCK, Mitch	5-5	182	36.4	23-47	.489	19-41	.463	4-7	.571	2	15	17	3.4	7	0	8	9	1	3	69	13.8
11	ZEGAROWSKI, Marcu	5-5	174	34.8	24-61	.393	14-38	.368	7-8	.875	0	25	25	5.0	6	0	19	14	0	4	69	13.8
34	MAHONEY, Denzel	5-5	161	32.2	21-55	.382	10-31	.323	12-18	.667	7	21	28	5.6	14	0	7	10	1	4	64	12.8
23	JEFFERSON, Damien	5-5	152	30.4	25-40	.625	6-13	.462	4-10	.400	11	24	35	7.0	8	0	19	11	2	12	60	12.0
13	BISHOP, Christian	5-5	128	25.6	21-39	.538	0-1	.000	10-20	.500	8	21	29	5.8	16	1	4	3	7	2	52	10.4
00	JONES, Antwann	5-0	65	13.0	8-20	.400	3-9	.333	8-12	.667	4	6	10	2.0	6	0	8	4	1	0	27	5.4
32	KALKBRENNER, Ryan	5-0	62	12.4	10-22	.455	0-0	.000	6-9	.667	6	13	19	3.8	12	0	2	3	9	1	26	5.2
20	ZEIL, Nic	1-0	2	2.0	1-1	1.000	0-0	.000	1-2	.500	0	0	0	0.0	1	0	0	0	0	0	3	3.0
05	O'CONNELL, Alex	4-0	33	8.3	6-16	.375	0-4	.000	0-0	.000	2	9	11	2.8	2	0	1	1	0	1	12	3.0
04	MITCHELL, Shereef	5-0	54	10.8	2-10	.200	0-2	.000	0-0	.000	0	3	3	0.6	7	0	6	1	0	2	4	0.8
41	EPPERSON, Jacob	3-0	10	3.3	0-2	.000	0-0	.000	1-2	.500	1	2	3	1.0	1	0	2	1	3	0	1	0.3
10	CANFIELD, Jett	1-0	2	2.0	0-0	.000	0-0	.000	0-0	.000	0	0	0	0.0	0	0	0	0	0	0	0	0.0
Team											11	8	19					4				
Total.....		5	1025		141-313	.450	52-139	.374	53-88	.602	52	147	199	39.8	80	1	76	61	24	29	387	77.4
Opponents.....		5	1025		130-323	.402	46-131	.351	59-86	.686	60	136	196	39.2	89	3	65	58	17	28	365	73.0

TEAM STATISTICS	CU	OPP	Date	Opponent	Score	Att.
SCORING	387	365	* 12-14-20	MARQUETTE	L 84-89	255
Points per game	77.4	73.0	* 12-17-20	at St. John's	W 94-76	0
Scoring margin	+4.4	-	* 12-20-20	at UConn	Wot 76-74	0
FIELD GOALS-ATT	141-313	130-323	* 12-23-20	#22 XAVIER	W 66-61	1673
Field goal pct	.450	.402	* 01-02-21	at Providence	W 67-65	0
3 POINT FG-ATT	52-139	46-131	* = BIG EAST Conference game			
3-point FG pct	.374	.351				
3-pt FG made per game	10.4	9.2				
FREE THROWS-ATT	53-88	59-86				
Free throw pct	.602	.686				
F-Throws made per game	10.6	11.8				
REBOUNDS	199	196				
Rebounds per game	39.8	39.2				
Rebounding margin	+0.6	-				
ASSISTS	76	65				
Assists per game	15.2	13.0				
TURNOVERS	61	58				
Turnovers per game	12.2	11.6				
Turnover margin	-0.6	-				
Assist/turnover ratio	1.2	1.1				
STEALS	29	28				
Steals per game	5.8	5.6				
BLOCKS	24	17				
Blocks per game	4.8	3.4				
ATTENDANCE	1928	0				
Home games-Avg/Game	2-964	3-0				
Neutral site-Avg/Game	-	0-0				

Score by Periods	1st	2nd	OT	Totals
#11 Creighton	194	183	10	387
Opponents	164	193	8	365

2020-21 Creighton Men's Basketball
#11 Creighton Season/Career Statistics (as of Jan 02, 2021)
All games

SEASON STATISTICS

CAREER STATISTICS

SUMMARY	gp-gs	min/g	fg%	3fg%	ft%	r/g	a/g	stl	blk	pts/g	gp-gs	min/g	fg%	3fg%	ft%	r/g	a/g	stl	blk	pts/g
ZEGAROWSKI, Marcus	10-10	33.4	.402	.387	.773	4.3	4.9	12	1	14.4	73-56	31.8	.462	.417	.766	3.6	4.3	76	5	13.4
MAHONEY, Denzel	9-9	30.8	.408	.361	.750	4.7	2.0	11	1	13.8	30-10	25.0	.416	.359	.816	3.6	1.1	30	3	12.5
BISHOP, Christian	10-10	22.2	.676	.333	.605	5.7	0.6	9	11	12.0	69-41	16.5	.628	.286	.553	4.1	0.9	41	61	7.3
JEFFERSON, Damien	10-10	29.1	.603	.423	.474	5.6	3.1	15	3	11.4	66-55	23.8	.547	.330	.607	4.9	1.4	45	11	8.5
BALLOCK, Mitch	10-10	34.1	.446	.394	.556	3.3	2.4	10	3	10.7	109-81	30.4	.441	.402	.750	4.1	2.7	86	28	10.1
KALKBRENNER, Ryan	10-0	13.0	.571	.000	.571	4.0	0.4	2	16	7.2	10-0	13.0	.571	.000	.571	4.0	0.4	2	16	7.2
JONES, Antwann	10-1	16.1	.431	.316	.741	3.3	2.0	1	4	7.0	10-1	16.1	.431	.316	.741	3.3	2.0	1	4	7.0
O'CONNELL, Alex	4-0	8.3	.375	.000	.000	2.8	0.3	1	0	3.0	4-0	8.3	.375	.000	.000	2.8	0.3	1	0	3.0
MITCHELL, Shereef	10-0	14.2	.458	.375	1.000	1.1	1.7	8	0	2.9	37-2	13.9	.449	.200	.731	1.3	1.5	28	1	2.8
ZEIL, Nic	5-0	2.8	1.000	1.000	.750	0.6	0.0	0	0	1.6	20-0	3.0	.250	.250	.750	0.6	0.0	1	1	0.8
EPPERSON, Jacob	7-0	5.7	.308	.000	.500	2.0	0.4	0	6	1.6	28-0	10.4	.659	.556	.500	2.5	0.2	3	22	4.6
CANFIELD, Jett	5-0	4.8	1.000	.000	.000	0.0	0.2	0	0	0.4	26-0	5.8	.333	.273	.750	0.2	0.5	5	0	0.7
OSMANI, Sami	4-0	2.0	.000	.000	.000	0.3	0.0	1	0	0.0	4-0	2.0	.000	.000	.000	0.3	0.0	1	0	0.0
DAVIS, Devin	4-0	2.0	.000	.000	.000	0.0	0.0	0	0	0.0	4-0	2.0	.000	.000	.000	0.0	0.0	0	0	0.0

SCORING	fg-fga	fg%	3fg-fga	3fg%	ft-fta	ft%	pts	pts/g	fg-fga	fg%	3fg-fga	3fg%	ft-fta	ft%	pts	pts/g
ZEGAROWSKI, Marcus	49-122	.402	29-75	.387	17-22	.773	144	14.4	343-742	.462	164-393	.417	128-167	.766	978	13.4
MAHONEY, Denzel	42-103	.408	22-61	.361	18-24	.750	124	13.8	122-293	.416	51-142	.359	80-98	.816	375	12.5
BISHOP, Christian	48-71	.676	1-3	.333	23-38	.605	120	12.0	203-323	.628	2-7	.286	94-170	.553	502	7.3
JEFFERSON, Damien	47-78	.603	11-26	.423	9-19	.474	114	11.4	228-417	.547	35-106	.330	68-112	.607	559	8.5
BALLOCK, Mitch	37-83	.446	28-71	.394	5-9	.556	107	10.7	378-858	.441	260-647	.402	87-116	.750	1103	10.1
KALKBRENNER, Ryan	32-56	.571	0-2	.000	8-14	.571	72	7.2	32-56	.571	0-2	.000	8-14	.571	72	7.2
JONES, Antwann	22-51	.431	6-19	.316	20-27	.741	70	7.0	22-51	.431	6-19	.316	20-27	.741	70	7.0
O'CONNELL, Alex	6-16	.375	0-4	.000	0-0	.000	12	3.0	6-16	.375	0-4	.000	0-0	.000	12	3.0
MITCHELL, Shereef	11-24	.458	3-8	.375	4-4	1.000	29	2.9	40-89	.449	4-20	.200	19-26	.731	103	2.8
ZEIL, Nic	2-2	1.000	1-1	1.000	3-4	.750	8	1.6	3-12	.250	1-4	.250	9-12	.750	16	0.8
EPPERSON, Jacob	4-13	.308	0-3	.000	3-6	.500	11	1.6	56-85	.659	5-9	.556	12-24	.500	129	4.6
CANFIELD, Jett	1-1	1.000	0-0	.000	0-0	.000	2	0.4	6-18	.333	3-11	.273	3-4	.750	18	0.7
OSMANI, Sami	0-2	.000	0-1	.000	0-0	.000	0	0.0	0-2	.000	0-1	.000	0-0	.000	0	0.0
DAVIS, Devin	0-3	.000	0-1	.000	0-0	.000	0	0.0	0-3	.000	0-1	.000	0-0	.000	0	0.0

TOTALS	o-reb	d-reb	t-reb	pf	fo	ast	to	a/to	o-reb	d-reb	t-reb	pf	fo	ast	to	a/to
ZEGAROWSKI, Marcus	1	42	43	15	0	49	28	1.8	22	239	261	137	0	313	166	1.9
MAHONEY, Denzel	9	33	42	24	0	18	13	1.4	31	77	108	69	0	32	42	0.8
BISHOP, Christian	11	46	57	25	1	6	11	0.5	96	184	280	155	3	59	82	0.7
JEFFERSON, Damien	15	41	56	18	0	31	19	1.6	91	235	326	107	0	95	80	1.2
BALLOCK, Mitch	2	31	33	12	0	24	12	2.0	53	394	447	177	1	293	123	2.4
KALKBRENNER, Ryan	16	24	40	19	0	4	5	0.8	16	24	40	19	0	4	5	0.8
JONES, Antwann	7	26	33	14	0	20	7	2.9	7	26	33	14	0	20	7	2.9
O'CONNELL, Alex	2	9	11	2	0	1	1	1.0	2	9	11	2	0	1	1	1.0
MITCHELL, Shereef	0	11	11	13	0	17	5	3.4	6	43	49	51	0	56	28	2.0
ZEIL, Nic	1	2	3	5	0	0	2	0.0	4	8	12	11	0	0	4	0.0
EPPERSON, Jacob	3	11	14	5	0	3	2	1.5	14	55	69	35	0	6	12	0.5
CANFIELD, Jett	0	0	0	0	0	1	2	0.5	0	6	6	10	0	13	4	3.3
OSMANI, Sami	0	1	1	0	0	0	0	0.0	0	1	1	0	0	0	0	0.0
DAVIS, Devin	0	0	0	0	0	0	0	0.0	0	0	0	0	0	0	0	0.0