

2019-20 Creighton Men's Basketball

Game #31: #8 Seton Hall at #11 Creighton • Saturday March 7, 2020 • 1:30 p.m.

SID Contact: Rob Anderson • Office Phone: (402) 280-5544 • Cell Phone: (402) 660-5854 • E-mail: randerson@creighton.edu



(21-8, 13-4 BIG EAST)

#8 Seton Hall Pirates at #11 Creighton Bluejays

CHI Health Center Omaha (17,352) • Omaha, Neb.

Radio: KOZN 1620 AM; www.1620thezone.com; KOOO 101.9 FM

Television: FOX (Kevin Kugler, Donny Marshall)

Series History: Seton Hall leads, 14-7

Last Meeting: #23 Creighton 87, #10 Seton Hall 82 on Feb. 12, 2020 in Newark, N.J.



(23-7, 12-5 BIG EAST)

November

1	MCKENDREE (Exh.)	W 95-63
5	KENNESAW STATE (FSN)	W 81-55
12	at Michigan \$ (FS1)	L 69-79
16	LOUISIANA TECH (FS2)	W 82-72
22	CAL POLY% (FS1)	W 86-70
24	NORTH FLORIDA% (FS1)	W 76-67
28	vs. San Diego State# (FS1)	L 52-83
29	vs. #12 Texas Tech# (FS1)	W 83-76 (OT)

December

3	ORAL ROBERTS (FS1)	W 72-60
7	NEBRASKA (FS1)	W 95-76
13	UTRGV (FS1)	W 89-58
17	OKLAHOMA (FS1)	W 83-73
21	at Arizona State (Pac-12)	W 67-60
28	MIDLAND (FS1)	W 91-54

January

1	MARQUETTE* (CBSSN)	W 92-75
4	at #11 Butler* (FS1)	L 57-71
7	#16 VILLANOVA* (FS1)	L 59-64
11	at Xavier* (FOX)	W 77-65
15	at Georgetown* (CBSSN)	L 80-83
18	PROVIDENCE* (FS1)	W 78-74
22	at DePaul* (CBSSN)	W 83-68
26	XAVIER* (FS1) (Pink Out)	W 77-66

February

1	at #8 Villanova* (FS1)	W 76-61
5	at Providence* (FSN)	L 56-73
8	ST. JOHN'S* (CBSSN)	W 94-82
12	at #10 Seton Hall* (FS1)	W 87-82
15	DEPAUL* (FS1)	W 93-64
18	at #19 Marquette* (FS1)	W 73-65
23	#21 BUTLER* (FS1)	W 81-59

March

1	at St. John's* (FS1)	L 71-91
4	GEORGETOWN* (FSN)	W 91-76
7	#8 SETON HALL* (FOX) (Senior Day)	1:30 pm

BIG EAST Tournament (New York, N.Y.)

12	Quarterfinals (FS1)	11:00 am/1:30/6:00/8:30 pm
13	Semifinals (FS1)	5:30 / 8:00 pm
14	Championship (FOX)	5:30 pm

* BIG EAST Conference regular season games

% 19th Annual Continental Tire Las Vegas Classic (Omaha, Neb.)

19th Annual Continental Tire Las Vegas Classic (Las Vegas, Nev.)

\$ Gavitt Tipoff Games

All times listed are Central and subject to change

Home games in **BOLD CAPS** at CHI Health Center Omaha

Next Game

No. 11 Creighton (23-7, 12-5 BIG EAST) plays for a share of its first BIG EAST title on Saturday when it hosts No. 8 Seton Hall (21-8, 13-4 BIG EAST) on March 7, 2020.

Tip-off at First National Bank Court inside CHI Health Center Omaha in Omaha, Neb., is set for 1:30 p.m.

Saturday's Promotion

Bluejay fans are encouraged to wear white for senior day as 6,000 shirts will be distributed by Lawlor's Custom Sportswear and Kelly's Carpet of Omaha.

Fans are also invited to stick around following the game as the contributions of **Kelvin Jones**, **Jordan Scurry** and managers **Ian Kirwan**, **Brady Happe** and **Matt Sherlock** are recognized.

Radio Broadcast Information

KOZN (1620 AM) will broadcast all Creighton men's basketball games during the 2019-20 season. KOOO (101.9 FM) also broadcasts all home games.

John Bishop and former Bluejay **Brody Deren** will call the action. The audio is also webcast live at www.1620thezone.com.

Television Broadcast Information

Saturday's tilt will be televised on FOX. **Kevin Kugler** and **Donny Marshall** will be on the call.

Video Webcast Information

Live streaming video of Saturday's game will be available via **FOXSportsGo.com** for desktop users, and via the FOX Sports Go app for mobile devices (iOS, Android, Kindle Fire tablets and Fire phones and select Window devices). A cable authorization may be required.

The FOX Sports GO mobile app can be downloaded for free from the iTunes App Store, Google Play, Amazon App Store or the Windows Store, and the games are now available internationally.

Live Stats Information

All of Creighton's games this season will have free live stats. Visit www.gocreighton.com and click on the small bar graph icon on the scoreboard at the top of the page for the event of your choosing.

Home games can also be followed by those who have mobile devices with internet capability at www.gocreightonstats.com.

Creighton -- Last Game Starters

5	Ty-Shon Alexander • G 6-4 • 195 • Jr. • Charlotte, N.C.	<ul style="list-style-type: none"> • Surpassed 1,000 career points at Georgetown (1/15). • Double-doubles in wins vs. Texas Tech, Oklahoma & Villanova. • Preseason Second Team All-American by <i>Street & Smith's</i>. • 1 of 50 on Preseason Watch List for John R. Wooden Award. • Played in Pan American Games for Team USA in August.
	PPG RPG 3FG% FT%	17.0 5.1 .402 .860
11	Marcus Zegarowski • G 6-2 • 180 • So. • Hamilton, Mass.	<ul style="list-style-type: none"> • Tops Creighton in assists and second in scoring. • Tied BIG EAST record with 7-7 FG from 3 vs #21 Butler (2/23). • Career-high 32 points in OT win vs. #12 Texas Tech (1/29). • Had 30 points, 9 rebounds & 6 assists in win vs. Nebraska (12/7). • Brother of Orlando Magic's Michael Carter-Williams.
	PPG APG 3FG% FT%	15.9 5.0 .407 .756
13	Christian Bishop • F 6-7 • 205 • So. • Lee's Summit, Mo.	<ul style="list-style-type: none"> • Has 38 of team's 59 dunks this season. • Career-highs in pts (19), blocks (4) & steals (3) vs #21 Butler (2/23). • Owned 12 pts., 9 reb., 2 blocks after half in win at Ariz. St. (12/21). • Finished with 16 points & 9 rebounds vs. #16 Villanova (1/7). • Averaged 15.7 ppg. and 5.0 rpg. in 3 games in Australia.
	PPG RPG BPG FT%	8.8 5.3 1.1 .578
23	Damien Jefferson • F 6-5 • 200 • Jr. • East Chicago, Ind.	<ul style="list-style-type: none"> • Tied career-high with 20 points at St. John's (3/1). • Had 18 pts. & 9 rebounds in win at #10 Seton Hall (2/12). • Averaging 10.9 ppg. & 5.9 rpg. in last 18 games, shooting 60.0%. • 13 points, 11 rebounds vs Midland (12/28) for 1st double-double. • Began college career at New Mexico.
	PPG RPG FG% FT%	9.5 5.5 .535 .660
24	Mitch Ballock • G 6-5 • 205 • Jr. • Eudora, Kan.	<ul style="list-style-type: none"> • Owns 988 career points, 44th-most in Creighton history. • Has set CU record for 3FG by a junior with 91 and counting. • Ranks 13th in NCAA this year in 3FG% (.433); 15th in 3FG made (91). • Ranked 27th in NCAA last year in 3FG% (.419); 55th in 3FG made (95). • 95 3FG in 2019, including BIG EAST record 11 vs. DePaul (3/9/19).
	PPG RPG 3FG% FT%	12.0 5.5 .433 .744

2019-20 BIG EAST Standings (3/6)				
BIG EAST only All Games				
Team	W	L	W	L
#8 Seton Hall	13	4	21	8
#11 Creighton	12	5	23	7
#14 Villanova	12	5	23	7
Providence	11	6	18	12
Butler	9	8	21	9
Xavier	8	9	19	11
Marquette	8	9	18	11
Georgetown	5	12	15	15
St. John's	4	13	15	15
DePaul	3	14	15	15

2019-20 Honors & Awards				
Ty-Shon Alexander				
Jerry West Award Watch List (5)				
Jerry West Award Watch List (10)				
Jerry West Award Watch List (20)				
John R. Wooden Award Preseason Watch List (50)				
Oscar Robertson Trophy Watch List (46)				
Preseason First Team All-BIG EAST				
Greg McDermott				
Naismith Coach of the Year Late 2020 Season Watch List (15)				
Marcus Zegarowski				
19th Annual Las Vegas Classic All-Tournament Team				
BIG EAST Player of the Week, 2/24				

2019-20 BIG EAST Preseason Poll		
Rk.	School (1st place votes)	Total
1.	Seton Hall (5)	77
2.	Villanova (5)	76
3.	Xavier	52
4.	Marquette	50
	Providence	50
6.	Georgetown	49
7.	Creighton	45
8.	Butler	21
9.	St. John's	19
10.	DePaul	11

Preseason All-BIG EAST Team				
First Team				
Myles Powell, Seton Hall (Preseason Player of the Year)				
Ty-Shon Alexander, Creighton				
Kamar Baldwin, Butler				
Alpha Diallo, Providence				
Markus Howard, Marquette				
Naji Marshall, Xavier				

Weekly Rankings				
Date	AP	USA Today	RPI	NET
Preseason	RV (40th)	RV (33rd)	--	--
Nov. 11	RV (T-41st)	no poll	--	--
Nov. 18	--	RV (T-42nd)	--	--
Nov. 25	--	RV (37th)	--	--
Dec. 2	--	--	--	--
Dec. 9	--	RV (T-41st)	--	--
Dec. 16	--	RV (47th)	77	56
Dec. 23	RV (37th)	RV (36th)	38	24
Dec. 30	RV (T-36th)	RV (34th)	30	25
Jan. 6	RV (T-33rd)	RV (32nd)	18	21
Jan. 13	25th	RV (26th)	22	27
Jan. 20	RV (T-37th)	RV (T-35th)	29	33
Jan. 27	RV (26th)	RV (28th)	24	24
Feb. 3	21st	22nd	15	14
Feb. 10	23rd	21st	19	24
Feb. 17	15th	15th	14	13
Feb. 24	10th	11th	11	9
March 2	11th	14th	12	13

Scouting #11 Creighton

Creighton is 23-7 overall and 12-5 in the BIG EAST. The Bluejays are 10-2 in the past 12 games, including road wins at No. 8 Villanova (76-61 on Feb. 1), at No. 10 Seton Hall (87-82 on Feb. 12) and at No. 19 Marquette (73-65 on Feb. 18) in February. Picked to finish seventh in the league's preseason poll, CU is tied for second place with one game to play.

Creighton ranks tied for sixth nationally with eight Quadrant 1 wins this season thanks to victories over No. 12 Texas Tech (83-76 in OT on Nov. 29), at Arizona State (67-60 on Dec. 21), Marquette (92-75 on Jan. 1), at Xavier (77-65 on Jan. 11), at No. 8 Villanova (76-61 on Feb. 1), at No. 10 Seton Hall (87-82 on Feb. 12), at No. 19 Marquette (73-65 on Feb. 18) and No. 21 Butler (81-59 on Feb. 23). In addition, CU's five Quad 1 road wins are tied for fourth-most in the country.

CU returns five of its top six scorers from a year ago, a group led by guards **Marcus Zegarowski** (15.9 ppg., 5.0 apg.), **Ty-Shon Alexander** (17.0 ppg., 5.1 rpg.) and **Mitch Ballock** (12.0 ppg., 5.5 rpg.). The trio have accounted for 239 three-pointers and 57.3 percent of CU's overall points thus far.

Three other forwards to keep an eye on are **Christian Bishop** (8.8 ppg., 5.3 rpg.), **Damien Jefferson** (9.5 ppg., 5.5 rpg.) and **Denzel Mahoney** (11.8 ppg.).

Creighton averages 78.4 points per game and holds foes to 70.1 points per contest. CU shoots 38.0 percent from three-point range while draining 9.6 treys per outing and also shooting 46.9 percent from the field and 74.2 percent at the line.

Scouting Seton Hall

Ranked No. 8 nationally, Seton Hall is 21-8 overall and 13-4 in BIG EAST play. The Pirates have clinched at least a share of their first BIG EAST regular-season title since 1992-93 and can claim the outright title with a win in Omaha on Saturday.

National Player of the Year candidate **Myles Powell** averages 21.3 points per game and has drilled a team-high 77 three-pointers.

Fellow guard **Quincy McKnight** leads the Hall in assists (159) and steals (44) and also ranks second on the team with 11.8 points per game.

Sandro Mamukelashvili averages 12.2 points and 5.6 rebounds per game and has returned after missing 10 games with a wrist injury.

Also coming up big has been the very tall **Romaro Gill**, who averages 7.8 points and 5.6 rebounds per game and has swatted a BIG EAST-leading 94 shots.

The Pirates average 75.2 points per game and yield 67.6 per contest. SHU shoots 44.6 percent from the floor, 33.4 percent from three-point land and 72.0 percent at the line while outrebounding foes by 0.1 caroms per contest.

The Series With Seton Hall

Seton Hall leads the all-time series with Creighton 14-7, though the teams have split six meetings in Omaha.

Three of the last 13 meetings at all sites have been one-point contests, including the 2014 and 2015 match-ups in Omaha.

Greg McDermott is 6-8 against Seton Hall and coach **Kevin Willard**. Willard is 9-6 all-time against Creighton, leading his 2009-10 Iona team to a 63-55 win over the Bluejays at the Old Spice Classic near Orlando, Fla.

The Creighton Coaches

Greg McDermott (Northern Iowa, 1988) is in his 10th year as head coach at Creighton. He is 230-116 with the Bluejays. McDermott has previously been a head coach at Iowa State (2006-10), Northern Iowa (2001-06), North Dakota State (2000-01) and Wayne State (1994-2000). He owns a career mark of 510-311 in his 26th season and is 379-247 in his 19th Division I campaign. **Alan Huss**, **Paul Lusk** and **Terrence Rencher** assist McDermott.

With A Win...

With a win on Saturday vs. No. 8 Georgetown, Creighton can ...

- Improve to 24-7 on the season.
- Close BIG EAST play with a 13-5 record, one victory shy of its program record 14 done in 2013-14.
- Win a share of its first BIG EAST regular-season men's basketball title, and its first regular-season conference crown since winning the outright Missouri Valley Conference title in 2012-13.
- Clinch the No. 1 seed in next week's BIG EAST Tournament.
- Finish the season 17-1 at home with its BIG EAST-leading seventh straight home win.
- Earn its fourth straight win against a top-10 opponent.
- Improve to 6-2 against top-25 teams this season.
- Improve **Greg McDermott** to 231-116 as Creighton's head coach.
- Win 24 games or more for the ninth time in program history, and fifth time under **Greg McDermott**.

Series History vs. Seton Hall

Pirates lead series, 14-7			
Home: 3-3		Away: 4-9	
Date	Site	W-L	Score
03/05/49	at Seton Hall	L	47-62
02/04/50	at Seton Hall	W	45-42
12/31/50	at Seton Hall	L	49-73
01/10/52	at Seton Hall	L	44-60
01/30/56	at Seton Hall	L	73-86
01/15/62	at Seton Hall	L	80-86
03/16/91	at Salt Lake City-#	L	69-81
01/04/14	at Seton Hall*	W	79-66
02/23/14	at Creighton*	W	72-71
01/10/15	at Creighton*	L	67-68
02/28/15	at Seton Hall*	L	66-67
01/09/16	at Seton Hall*	W	82-67
01/30/16	at Creighton*	L	65-75
03/10/16	at New York City-%	L	73-81
12/28/16	at Creighton*	W	89-75
02/15/17	at Seton Hall*	L	81-87
12/28/17	at Seton Hall*	L	84-90
01/17/18	at Creighton*	W	80-63
02/09/19	at Seton Hall*	L	58-63
02/17/19	at Creighton*	L	75-81
02/12/20	at Seton Hall*	W	87-82
# NCAA Tournament (Salt Lake City, Utah)			
* BIG EAST Conference game			
% BIG EAST Conference Tournament (New York City)			

Double-Figure Scoring Games			
Name	2019-20	Career	High
Ty-Shon Alexander	27	65	36
Marcus Zegarowski	23	40	32
Mitch Ballock	20	50	39
Christian Bishop	14	16	19
Denzel Mahoney*	13	68	36
Damien Jefferson#	13	25	20
Shereef Mitchell	2	2	11
Kelvin Jones\$	1	16	20
Jalen Windham	1	1	14
Davion Mintz	0	24	21
Antwann Jones^	0	7	16
Jacob Epperson	0	4	15

20-Point (or More) Games			
Name	2019-20	Career	High
Ty-Shon Alexander	8	16	36
Marcus Zegarowski	8	9	32
Mitch Ballock	3	7	39
Denzel Mahoney*	1	25	36
Damien Jefferson	1	2	20
Davion Mintz	0	1	21
Kelvin Jones\$	0	1	20

30-Point (or More) Games			
Name	2019-20	Career	High
Marcus Zegarowski	2	2	32
Denzel Mahoney*	0	3	36
Mitch Ballock	0	1	39
Ty-Shon Alexander	0	1	36

Double-Figure Rebounding Games			
Name	2019-20	Career	High
Ty-Shon Alexander	3	4	12
Damien Jefferson	2	3	12
Mitch Ballock	1	1	11
Kelvin Jones\$	0	4	10
Denzel Mahoney*	0	2	11
Christian Bishop	0	1	10

Double-Figure Assist Games			
Name	2019-20	Career	High
Marcus Zegarowski	1	2	10

Career Double-Double Games		
Name	2019-20	Career
Ty-Shon Alexander	3	3
Damien Jefferson	2	2
Mitch Ballock	1	1
Denzel Mahoney*	0	2
Kelvin Jones\$	0	2

#career total includes games at New Mexico
^career total includes games at Memphis
\$career total includes games at Idaho State or UTEP
*career total includes games at Southeast Missouri State

2019-20 Double-Doubles	
Ty-Shon Alexander (3)	18 pts., 12 reb. vs. #12 Texas Tech (OT), 11/29 19 pts., 11 reb. vs. Oklahoma, 12/17 16 pts., 10 reb. at #8 Villanova, 2/1
Damien Jefferson (2)	13 pts., 11 reb. vs. Midland, 12/28 11 pts., 10 reb. vs. Providence, 1/18
Mitch Ballock (1)	15 pts., 11 reb. vs. North Florida, 11/24

Home Season Finale History

Creighton is 22-2 in the last 24 years in its final home game of the regular-season, losing only in 2002 to Drake (when it had no seniors), and in 2015 in the final seconds to Xavier.

Each of the last 20 Creighton teams to win on Senior Day would go on to reach the postseason.

Creighton has trailed for a total of 19 seconds during its previous four Senior Day's.

Senior Day is Saturday

Creighton will honor two senior players following Saturday's game, as **Kelvin Jones** and **Jordan Scurry** will be recognized along with senior managers **Brady Happe**, **Ian Kirwan** and **Matt Sherlock**.

Jones is in his first season at Creighton after transferring from Idaho State. He's averaged 3.0 points and 3.7 rebounds per game while appearing in 27 contests. He is second on the team with 14 blocked shots and is third on the club with 45 offensive rebounds.

Scurry is finishing up his fourth season with the Bluejays. He's played in 57 games, scoring 58 points and adding 23 rebounds, nine assists and six steals. Twice he was awarded a scholarship in the middle

of the season.

Creighton has appeared in two NCAA Tournaments and the NIT once since Scurry's arrival, with the Jays going a combined 89-44 in that span.

40 Points Possible?

There have only been five efforts of 40 points or more in a game at CHI Health Center Omaha, as **Cavel Witter** (42 points vs. Bradley on 3/1/08), Evansville's **Colt Ryan** (43 points at CU on 2/21/12), **Doug McDermott** (41 points vs. Wichita State on 3/2/13 and 45 points vs. Providence on 3/8/14) and Marquette's **Markus Howard** (53 points at CU on 1/6/19) have done it.

Four of those five 40-plus point outings came on a Creighton Senior Day, with Howard's league-record 53-point outburst being the only exception.

McDermott's 45 points vs. Providence make him the last Bluejay to score 40 or more in a game. No Pirate has scored 40 or more points since **Myles Powell** had 40 vs. Grand Canyon on Nov. 22, 2018.

This season, Creighton has not had a player score more than 32 points in any game (**Marcus Zegarowski** vs. No. 12 Texas Tech).

Creighton's Unofficial BIG EAST Seed Possibilities

SHU@CU	VU@GU	DPU@PC	MU@SJU	BU@XU	Creighton Seed	Creighton opponent
CU	VU	DPU	MU	BU	1	Georgetown/St. John's
CU	VU	DPU	MU	XU	1	Georgetown/St. John's
CU	VU	DPU	SJU	BU	1	Georgetown/St. John's
CU	VU	DPU	SJU	XU	1	Georgetown/St. John's
CU	VU	PC	MU	BU	1	Georgetown/St. John's
CU	VU	PC	MU	XU	1	Georgetown/St. John's
CU	VU	PC	SJU	BU	1	Georgetown/St. John's
CU	VU	PC	SJU	XU	1	Georgetown/St. John's
CU	GU	DPU	MU	BU	1	Georgetown/St. John's
CU	GU	DPU	MU	XU	1	Georgetown/St. John's
CU	GU	DPU	SJU	BU	1	Georgetown/St. John's
CU	GU	DPU	SJU	XU	1	Georgetown/St. John's
CU	GU	PC	MU	BU	1	Georgetown/St. John's
CU	GU	PC	MU	XU	1	Georgetown/St. John's
CU	GU	PC	SJU	BU	1	Georgetown/St. John's
CU	GU	PC	SJU	XU	1	Georgetown/St. John's
SHU	VU	DPU	MU	BU	3	Marquette
SHU	VU	DPU	MU	XU	3	Butler
SHU	VU	DPU	SJU	BU	3	Marquette
SHU	VU	DPU	SJU	XU	3	Butler
SHU	VU	PC	MU	BU	3	Marquette
SHU	VU	PC	MU	XU	3	Butler
SHU	VU	PC	SJU	BU	3	Marquette
SHU	VU	PC	SJU	XU	3	Butler
SHU	GU	DPU	MU	BU	2	Xavier/DePaul
SHU	GU	DPU	MU	XU	2	Xavier/DePaul
SHU	GU	DPU	SJU	BU	2	Xavier/DePaul
SHU	GU	DPU	SJU	XU	2	Marquette/DePaul
SHU	GU	PC	MU	BU	2	Xavier/DePaul
SHU	GU	PC	MU	XU	2	Xavier/DePaul
SHU	GU	PC	SJU	BU	2	Xavier/DePaul
SHU	GU	PC	SJU	XU	2	Marquette/DePaul

CU's Seed Possibilities:

1 seed - 50% (100% with a win)	If 1 seed, 50% Georgetown; 50% St. John's
2 seed - 25% (0% with a win; 50% with a loss)	If 2 seed, 50% DePaul; 37.5% Xavier; 12.5% Marq.
3 seed - 25% (0% with a win; 50% with a loss)	If 3 seed, 50% Marquette; 50% Butler

Miscellaneous 2019-20 Statistics	
CU's Biggest Halftime Lead	37 (58-21) vs. Midland, 12/28
CU's Biggest Halftime Lead In A Loss	8 (33-25) vs. #16 Villanova, 1/7
CU's Biggest Halftime Deficit	15 (40-25) vs. San Diego State, 11/28
CU's Biggest Halftime Deficit In A Win	5 (36-31) vs. North Florida, 11/24
CU's Biggest Overall Lead	41 (89-48) vs. Midland, 12/28
CU's Biggest Overall Deficit	36 (83-47) vs. San Diego State, 11/28
CU's Biggest Margin of Victory	37 (91-54) vs. Midland, 12/28
CU's Biggest Margin of Defeat	31 (83-52) vs. San Diego State, 11/28
CU's Biggest Lead In A Loss	14 (24-10) vs. #16 Villanova, 1/7
CU's Biggest Deficit Overcome In A Win	9 (17-8) vs. North Florida, 11/24

2019-20 Dunks (59)		
Name	2019-20	Career (CU only)
Christian Bishop	38	53
Damien Jefferson	12	16
Ty-Shon Alexander	4	6
Kelvin Jones	4	4
Mitch Ballock	1	4
Jacob Epperson	0	17
Davion Mintz	0	8

Creighton's Biggest Comebacks			
CHI Health Center Omaha History			
Date	Opponent	Deficit	Final Score
01/28/06	Wichita State	19	W 57-55
11/19/14	#18 Oklahoma	18	W 65-63
11/09/07	DePaul	17	W 74-62
03/18/08	Rhode Island	17	W 74-73
11/16/08	New Mexico	16	W 82-75

Largest CHI Health Center Omaha Comebacks - Opponents			
Date	Opponent	Deficit	Final Score
02/17/18	Marquette (vs. CU)	16	MU 90-86
01/07/20	#16 Villanova (vs. CU)	14	VU 64-59
02/22/17	Providence (vs. #23 CU)	13	PC 68-66
01/09/19	#21 Marquette (vs. CU)	13	MU 106-104 (OT)
01/12/16	#12 Providence (vs. CU)	12	PC 50-48

Pronunciation Guide

Mitch Ballock.....BAL (like pal)-lock
Antwann Jones.....AN-twon
Paul Lusk.....LUSK (rhymes with tusk)
Davion Mintz.....DAY-vee-ahn • MINTS
Shereef Mitchell.....SHUR-reef
Nic Zeil.....ZY-ul
Marcus ZegarowskiZEG-a-roww-skee

Senior Citizens

Below is a list of statistics by the Creighton players honored during Senior Day since 2003.

Only one Bluejay senior since 1998 has posted a double-double on Senior Day, with that being **Geoffrey Groselle** (22 points, 11 rebounds) in 2015.

Name	Pts.	Reb.	Ast.	Stl.	Min.
Cashaw-19	0	0	1	0	16
Joseph	3	3	0	0	19
Clement-18	3	1	1	0	14
Foster-18	20	3	4	4	32
Hegner-18	7	3	0	0	19
Suarez-18	2	3	0	0	6
Hanson-17	3	4	0	1	9
Huff-17	6	7	0	3	27
Zierden-17	12	1	3	0	28
Groselle-16	22	11	0	1	26
Milliken-16	19	4	2	0	28
Kreklow-15	8	5	2	0	34
Artino-15	5	1	0	1	12
Chatman-15	18	2	5	0	38
Brooks-15	5	3	4	1	20
Dingman-15	6	0	0	1	23
Oginni-15		Did	Not	Play	
Connealy-15		Did	Not	Play	
McDermott-14	45	7	2	0	36
Gibbs-14	9	0	3	0	18
Manigat-14	5	4	1	1	34
Wragge-14	3	1	1	0	25
Echenique-13	9	4	0	0	26
Stormberg-13	0	0	0	0	0+
Kelling-13	0	0	0	0	0+
Young-12	21	3	7	1	39
Dorwart-12		Did	Not	Play	
Sebastian-12		Did	Not	Play	
R. Ferrarini-12		Did	Not	Play	
Lawson-11	11	4	0	1	20
Ka. Korver-11	7	2	5	0	29
Ashford-11	3	1	2	0	15
Runnels-11	1	3	1	1	14
Harriman-11		Did	Not	Play (Hurt)	
Carter-10	17	6	3	0	34
Millard-10		Did	Not	Play (Hurt)	

Witter-10	8	1	3	0	21
Woodfox-09	20	3	1	3	27
Dotzler-09	6	1	4	2	21
Sitzmann-09		Did	Not	Play	
Bahe-08	9	2	3	0	29
Watts-08	7	4	0	0	34
Hibma-08	0	3	0	0	21
Funk-07	16	0	5	0	34
Tolliver-07	11	7	2	0	32
Porter-07	17	4	3	0	25
Gakou-07	2	0	0	0	7
Day-06	5	4	2	1	26
Mathies-06	18	5	4	7	39
Motz-06	6	0	0	0	12
McKinney-05	12	4	4	1	29
Milliner-05	5	2	0	0	21
Dabbert-04	13	5	1	0	22
Deren-04	6	10	2	0	19
Grimes-04	16	8	2	0	29
Lindeman-04	15	5	5	0	32
House-03	28	6	1	0	22
Ky. Korver-03	13	7	3	1	28
Bowden-03	4	2	1	2	20

• indicates game started

No. 1 vs. No. 2

First place Seton Hall visits a Creighton team currently tied for second place on Saturday.

The Pirates are already assured at least a share of its first league title since 1992-93. During that year, SHU had a one-game lead heading into the regular-season finale against second-place St. John's, then drubbed the Johnnies to claim the title.

Creighton's best finish since joining the BIG EAST in 2013 was a second-place showing in its initial campaign of 2013-14. During that 2013-14 season, Creighton went 2-0 against eventual BIG EAST regular-season champion Villanova.

Creighton has tied for third place in the BIG EAST standings each of the past three seasons.

2019-20 Creighton Basketball Numerical Roster

No.	Name	Yr.	Pos.	Ht.	Wt.	Hometown (High School / Last School)
0	Antwann Jones	So.	G	6-6	205	Orlando, Fla. (Oak Ridge HS / Univ. of Memphis)
1	Davion Mintz	Sr.	G	6-3	185	Charlotte, N.C. (North Mecklenburg)
4	Shereef Mitchell	Fr.	G	6-0	155	Omaha, Neb. (Sunrise Christian [Kan.] Academy)
5	Ty-Shon Alexander	Jr.	G	6-4	195	Charlotte, N.C. (Oak Hill Academy)
10	Jett Canfield	Fr.	G	5-10	155	Topeka, Kan. (Hayden)
11	Marcus Zegarowski	So.	G	6-2	180	Hamilton, Mass. (Tilton School)
12	Jordan Scurry	Sr.	G	6-2	200	Dedham, Mass. (St. Mark's School)
13	Christian Bishop	So.	F	6-7	205	Lee's Summit, Mo. (West)
20	Nic Zeil	Fr.	F	6-8	210	Kansas City, Mo. (Park Hill)
21	Jalen Windham	Fr.	G	6-5	180	Indianapolis, Ind. (Ben Davis)
23	Damien Jefferson	Jr.	F	6-5	200	East Chicago, Ind. (Central HS / Univ. of New Mexico)
24	Mitch Ballock	Jr.	G	6-5	205	Eudora, Kan. (Eudora)
34	Denzel Mahoney	Jr.	G/F	6-5	225	Oviedo, Fla. (Hagerty HS / Southeast Missouri State Univ.)
41	Jacob Epperson	So.	C	6-11	225	Melbourne, Australia (La Lumiere)
43	Kelvin Jones	Sr.	C	6-11	230	Chihuahua, Mexico (Hobbs HS / Idaho State Univ.)

Head Coach: Greg McDermott (Northern Iowa, 1988)

10th season at Creighton: 230-116 (.665)

26th season as a head coach: 510-311 (.621)

Assistant Coaches: Alan Huss, Paul Lusk, Terrence Rencher

Assistant to the Head Coach: Steve Merfeld

Director of Basketball Operations: Jeff Vanderloo

Video Coordinator: Casey Matthews

Volunteer Assistant Coach: Ty Nurse

Administrative Assistant: John McKew

Associated Press Top 25

March 2, 2020

Rk	School	W-L	PTS
1	Kansas (64)	26-3	1600
2	Gonzaga	29-2	1514
3	Dayton	27-2	1453
4	Baylor	25-3	1395
5	San Diego State	28-1	1375
6	Kentucky	24-5	1253
7	Florida State	24-5	1164
8	Seton Hall	21-7	1145
9	Maryland	23-6	1041
10	Louisville	24-6	948
11	Creighton	22-7	843
12	Duke	23-6	809
13	Oregon	22-7	802
14	Villanova	22-7	779
15	BYU	24-7	756
16	Michigan State	20-9	726
17	Auburn	24-5	575
18	Iowa	20-9	492
19	Ohio State	20-9	489
20	Penn State	21-8	367
21	Houston	22-7	265
22	Virginia	21-7	219
23	Illinois	20-9	208
24	Wisconsin	19-10	179
25	Michigan	18-11	94

Others receiving votes: **Butler** 68, UCLA 54, Stephen F. Austin 47, East Tennessee State 31, West Virginia 22, **Providence** 17, Colorado 13, **Marquette** 12, Arizona 9, **Texas Tech** 9, Northern Iowa 4, **Oklahoma** 4, Stanford 4, **Arizona State** 4, Wichita State 2, Saint Mary's 2, LSU 2, New Mexico State 2, USC 1, Belmont 1, Vermont 1.

USA Today Top 25 Coaches Poll

February 24, 2020

Rk	School	W-L	PTS
1	Kansas (32)	26-3	800
2	Gonzaga	29-2	742
3	Dayton	27-2	741
4	Baylor	25-3	694
5	San Diego State	28-1	680
6	Kentucky	24-5	628
7	Seton Hall	21-7	567
8	Florida State	24-5	555
9	Maryland	23-6	516
10	Louisville	24-6	494
11	Duke	23-6	419
12	Villanova	22-7	392
13	Oregon	22-7	387
14	Creighton	22-7	385
15	BYU	24-7	323
16	Auburn	24-5	323
17	Michigan State	20-9	310
18	Iowa	20-9	301
19	Ohio State	20-9	240
20	Penn State	21-8	232
21	Houston	22-7	141
22	Virginia	21-7	79
23	Illinois	20-9	79
24	Wisconsin	19-10	78
25	Butler	20-9	60

Others receiving votes: **Michigan** 31; UCLA 30; West Virginia 27; Colorado 26; Northern Iowa 19; East Tennessee State 16; Stephen F. Austin 15; **Texas Tech** 14; Arizona 14; Saint Mary's 13; **Marquette** 13; Louisiana State 4; Texas 3; **Providence** 3; Yale 2; Southern California 2; Wichita State 1; Stanford 1.

Two Of The Best

Seton Hall and Creighton boast some of the best resumes in all of college basketball.

Here's where they rank in some of the most important metrics.

Category	Creighton	Seton Hall
NET Ranking	12th	14th
Quad 1 Road Wins	5 (T-4th)	7 (1st)
Quad 1 Wins	8 (T-6th)	10 (3rd)
Quad 1 Games Played	15 (T-8th)	16 (T-2nd)

Moving On Up

Creighton was 56 in the initial NET rankings released on Dec. 16, but that figure has surged to a league-best 12th since then.

Creighton's five Quad 1 road wins are tied for fourth-most in the country, its eight Quad 1 overall wins are tied for the sixth-most and the 15 Quad 1 games played are tied for eighth-most as well.

Creighton owns an 8-7 mark in Quadrant 1 games and is unbeaten in contests in Quadrant 2 (6-0), Quadrant 3 (3-0) and Quadrant 4 (5-0) games. The Bluejays are one of five teams nationally that has not suffered a Quad 2, Quad 3 or Quad 4 loss this year.

Most Quad 1 Road Wins (thru 3/4)

Rk.	Quad 1 Road Record	Team
1.	7-3	Seton Hall
2.	6-0	Baylor
	6-1	Kansas
4.	5-5	Creighton
	5-4	Michigan State
	5-3	Villanova

Most Quad 1 Wins (thru 3/4)

Rk.	Quad 1 Record	Team
1.	11-3	Kansas
	11-1	Baylor
3.	10-6	Seton Hall
4.	9-6	Butler
	9-7	Iowa
6.	8-7	Creighton
	8-6	Villanova
	8-8	Wisconsin

No Losses Against Quad 2/3/4 (thru 3/4)

Q1 W-L Record	Q2/3/4 W-L Record	Team
11-3	15-0	Kansas
8-7	14-0	Creighton
6-7	17-0	Maryland
6-2	23-0	Gonzaga
5-2	23-0	Dayton

Most Quad 1 Games Played (thru 3/4)

Rk.	Q1 Games (Record)	Team
1.	17	5-12 Minnesota
2.	16	10-6 Seton Hall
	16	9-7 Iowa
	16	8-8 Wisconsin
	16	6-10 Michigan
	16	5-11 DePaul
	16	1-15 Iowa State

8.	15	8-7	Creighton
	15	9-6	Butler
	15	7-8	Michigan State
	15	7-8	Providence
	15	4-11	Purdue
	15	4-11	Georgetown
	15	3-12	St. John's

Perfect 10

There were 53 head coaches hired nationwide prior to the 2010-11 season, including Creighton's **Greg McDermott** and Seton Hall's **Kevin Willard**. Only 17 of those men still remain in their current role.

Here's the record of those 17 men, through games of March 4th. McDermott is third on that list in NCAA trips, and second on that list in wins trailing only his predecessor at Creighton, **Dana Altman**.

W-L	Name, School (NCAA Trips)
257-102	Dana Altman, Oregon (6)
230-116	Greg McDermott, Creighton (5)
210-123	Tim Cluess, Iona (6)
210-132	Tad Boyle, Colorado (4)
209-139	Russell Turner, UC Irvine (2)
197-127	Leon Rice, Boise State (2)
197-136	Jason Hooten, Sam Houston State
194-142	Fran McCaffrey, Iowa (4)
191-136	Kevin Willard, Seton Hall (4)
187-142	Bob Marlin, Louisiana-Lafayette (1)
186-153	Andy Toole, Robert Morris (1)
184-141	Brad Brownell, Clemson (2)
181-142	Tod Kowalczyk, Toledo
166-153	Greg Lansing, Indiana State (1)
145-170	Glenn Braica, St. Francis (NY)
140-178	John Gallagher, Hartford
121-194	Keith Richard, Louisiana-Monroe

Where Does It Rank?

With a BIG EAST title at stake, Saturday's game ranks among the most anticipated Creighton home games in the 17-year history of CHI Health Center Omaha history.

Some others that come to mind...

- Dec. 1, 2018 (18,759): Creighton hosts #1 Gonzaga in an offensive slugfest featuring 195 points and just 16 turnovers.

- Feb. 24, 2018 (18,321): Creighton defeats No. 3 Villanova 89-83 in OT, handing the eventual national champion Wildcats its final loss of the season.

- Dec. 31, 2016 (18,831): No. 10 Creighton hosts No. 1 Villanova in first game ever among unbeaten BIG EAST teams.

- March 8, 2014 (18,868): **Doug McDermott's** final home game sees the National Player of the Year score a career-high 45 points, passing 3,000 for his career.

- Feb. 16, 2014 (18,797): **Doug McDermott** scores 39 points in a 101-80 win as Creighton proves a January romp at Villanova wasn't a fluke.

Creighton Basketball Streaks of Note

Streak	What	Last Time Not True
881	consecutive games with at least one three-pointer made	2/20/93 at Illinois State (0-5)
252	consecutive games with a three-pointer before halftime	1/23/13 at Drake (0-7)
116	consecutive home wins vs. teams entering with a record of .500 or worse	2/25/02 vs. Drake (DU was 13-14)
30	consecutive home wins on Friday's	12/12/75 vs. North Texas (L 75-71)
26	consecutive wins when making 25 or more free throws	1/20/07 vs. Southern Illinois (26-30)
25	consecutive wins in home openers	12/3/94 vs. SMU (L 77-70)
14	consecutive games that Ty-Shon Alexander has scored 10+ points	1/7/20 vs. #16 Villanova
14	consecutive games that Ty-Shon Alexander has made a three-pointer	1/7/20 vs. #16 Villanova
10	consecutive games that Ty-Shon Alexander has made multiple three-pointers	1/22/20 at DePaul

- Dec. 31, 2013 (18,525): Creighton makes its BIG EAST debut with a late-night 67-49 win over pre-season league favorite Marquette.

- March 2, 2013 (18,613): Creighton's final home game as a member of the MVC is a winner as the Jays clinch the outright Valley title with a win over the Shockers.

- March 28, 2011 (12,381): Creighton defeats Oregon in Game 1 of the CBI finals, a contest that features the return of former Bluejay coach **Dana Altman**.

- March 23, 2009 (16,984): Creighton hosts Kentucky in a second-round NIT game decided in the final seconds.

Quest For 23,000

Creighton has scored 22,938 points all-time at CHI Health Center Omaha and stands just 62 points from 23,000.

Creighton is 21-1 all-time in games where it moves over any 1,000 point milestone at CHI Health Center Omaha, as seen below:

Creighton has currently outscored the opposition 22,938 to 19,223 at the 17-year old facility in 293 all-time games in the building that count.

Date	Pts-Opp (CLCO Game #)	Who/How vs. Opp.
02/18/04	1,000-787 (14)	Lindeman FG vs. Indiana State
02/05/05	2,000-1,696 (28)	Funk FG vs. Missouri St.
01/18/06	3,000-2,504 (41)	Watts FT vs. Bradley
01/09/07	4,000-3,359 (56)	Tolliver FG vs. Drake
12/17/07	5,000-4,174 (69)	Ka. Korver 3FG vs. Hou. Baptist
11/16/08	6,000-5,048 (82)	Dotzler FG vs. New Mexico
02/11/09	7,000-5,870 (95)	Witter 3FG vs. Bradley
01/16/10	8,000-6,750 (109)	Young FG vs. Wichita State
12/20/10	9,000-7,645 (123)	Wragge FG vs. W. Illinois
03/23/11	10,000-8,500 (136)	Lawson FG vs. UCF
01/21/12	11,000-9,310 (148)	McDermott FG vs. Ind. St.
12/19/12	12,000-10,136 (161)	Echenique FG vs. Tulsa
11/23/13	13,000-10,922 (173)	Artino FG vs. Tulsa
02/23/14	14,000-11,711 (185)	Gibbs FG vs. Seton Hall
01/28/15	15,000-12,612 (198)	Hanson FT vs. St. John's
12/28/15	16,000-13,498 (211)	Huff FG vs. Coppin State
11/15/16	17,000-14,349 (224)	Patton FG vs. #9 Wisconsin
01/28/17	18,000-15,166 (235)	Hanson FG vs. DePaul
12/18/17	19,000-15,927 (246)	Foster 3FG vs. UT Arlington
11/06/18	20,000-16,741 (258)	Ballock 3FG vs. W. Illinois
02/03/19	21,000-17,619 (270)	Zegarowski FG vs. Xavier
12/07/19	22,000-18,463 (282)	Ballock 3FG vs. Nebraska

All The Three's

Creighton drilled a season-high 17 three-pointers on Wednesday vs. Georgetown, tied for the fifth-most in program history for a single game.

Here's a list of Creighton's all-time games with 17 or more treys.

Most 3FG in a Game, Creighton History				
Rank	3FG	Opponent	Date	Score
1.	22	Coe	12/20/2018	W 110-60
2.	21	at #4 Villanova	01/20/2014	W 96-68
3.	20	Chattanooga	02/19/2005	W 100-69
4.	19	USC Upstate	12/20/2017	W 116-62
5.	17	#21 Marquette	01/09/2019	L 104-106 (ot)
	17	Georgetown	03/04/2020	W 91-76
7.	16	Evansville	01/04/1999	L 79-84
	16	Drake	01/08/2013	W 91-61
	16	Chicago State	12/29/2013	W 90-58
	16	vs. Ole Miss	11/21/2016	W 86-77
	16	Alcorn State	11/12/2017	W 109-72
	16	at Georgetown	01/06/2018	W 90-66

No Place Like Home

Creighton has played 17 home games this season, and hasn't trailed at any point in eight of those.

In fact, Creighton has trailed for a total of 34 seconds in its past five home games, falling behind 5-4

Miscellaneous Statistics, Trends and Tidbits

2019-20 Creighton Trends

Current Streak	Won 1	When Leading at Halftime	21-4
Overall Record	23-7	Home	16-1
BIG EAST Record	12-5	Away	4-3
Last 5 Games	4-1	Neutral	1-0
Last 10 Games	8-2	When Trailing at Halftime	2-3
Overtime Games	1-0	Home	1-0
Longest Winning Streak	Won 8	Away	1-2
Home Streak	Won 6	Neutral	0-1

Creighton's Record When...

Jays shot 40% or better from field	22-4	Field Goal Shooting	FGM-FGA	Pct.
Opponent shot 40% or better from field	13-6	Home494-1000	.494
Jays shot less than 40% from field	1-4	Away293-676	.433
Opponent shot less than 40% from field	10-1	Neutral50-110	.455
Jays shot 40% or better from 3-pt range	13-1	Free Throw Shooting	FTM-FTA	Pct.
Opponent shot 40% or better from 3-pt range	2-3	Home245-323	.759
Jays outrebounded opponent	9-2	Away123-165	.745
Opponent outrebounded Jays	13-5	Neutral21-36	.583
Jays scored 70 or more points	22-2	Jays' Record by Day of the Week		
Opponent scored 70 or more points	10-6	Sunday	3-1	
Jays allowed fewer than 70 points	13-1	Monday	0-0	
Opponent allowed fewer than 70 points	1-5	Tuesday	4-2	
A Bluejay player scored 20 or more points	14-3	Wednesday	4-2	
An opposing player scored 20 or more points	10-7	Thursday	0-1	
A Bluejay player had 10 or more rebounds	6-0	Friday	3-0	
An opposing player had 10 or more rebounds	14-4	Saturday	9-1	

Bluejay Statistical Leaders (Includes all ties)

Points: Zegarowski 12, Alexander 10, Ballock 7, Bishop 3, Mahoney 3, Jefferson 2
Rebounds: Alexander 9, Jefferson 9, Bishop 8, Ballock 5, K. Jones 4, Zegarowski 3
Assists: Zegarowski 20, Ballock 8, Alexander 4, Bishop 4, Mitchell 2, Canfield 1
Steals: Alexander 9, Zegarowski 9, Ballock 6, Mahoney 6, Mitchell 5, Jefferson 4, Bishop 4, K. Jones 3, Scurry 1, Windham 1
Blocks: Bishop 18, Ballock 6, K. Jones 7, Alexander 5, Jefferson 4, Zegarowski 1

Margin of Victory and Defeat

	3	4	5	6	7	8	9	10	11	12	14	15	16	17	19	20	22	26	29	31	37
CU Wins	—	1	1	—	2	1	1	2	1	4	—	3	1	1	1	1	1	1	1	1	1
CU Losses	1	—	1	—	—	—	—	1	—	—	1	—	—	1	—	—	—	—	—	1	—

Jays on Television (23-7)

FS1 (15-5); FSN (2-1); CBS Sports Network (3-1); FOX (1-0); FS2 (1-0); Pac-12 Network (1-0)

to DePaul and 2-0 to St. John's before answering with a score on its next possession each time.

In eight league games at home, Creighton has led wire-to-wire in four of them (GU, BU, XU, MU), trailed for minimal amounts vs. DePaul (14 seconds) and St. John's (20 seconds), trailed for 3:26 vs. Villanova and for 18:28 vs. Providence. That amounts to a total of 22:28 (in 320 minutes), and only 11:13 of that (in 160 minutes) has come after halftime.

Creighton has not trailed in three of its past four Senior Day's at home, and played from behind for just 19 seconds (9-8 vs. DePaul on 2/27/18) in the other.

Half and Half

Creighton has led at halftime in 16-of-17 home games this season, with North Florida the only visiting team to win the first 20 minutes in Omaha.

In the first half of those games, Creighton has outscored teams 739-527 (a +12.5 margin), shooting 47.1 percent from three-point range. **Marcus Zegarowski** has made 31-of-49 three-pointers before halftime at home, good for 63.3 percent.

On the other side, Seton Hall has been outscored 386-366 in the first half of its 11 true road games this season. The Pirates, however, lead the nation with eight victories this season (at all sites) when trailing at halftime.

Shades of 2013

Creighton and Seton Hall square off on Saturday with the No. 1 seed in next week's BIG EAST Tournament on the line.

For Bluejay nation, it brings back memories of March 2, 2013, when Creighton hosted Wichita State with the Missouri Valley Conference outright title (and No. 1 seed) on the line.

In front of 18,613 fans, Creighton shot 70.2 percent from the field in a 91-79 victory over the rival Shockers.

Doug McDermott made 15-of-18 shots from the field and scored 41 points to help CU to victory, as the Jays held off a Shocker team that featured future NBA players **Cleanthony Early** and **Fred VanVleet**.

Creighton would go on to defeat the Shockers eight days later in the title game of Arch Madness, as well to end its time in the MVC.

Past Titles

Creighton has won 21 regular-season conference titles in program history, but is in search of its first BIG EAST regular-season crown.

Creighton's title history dates back to 1916-17 when the Jays were champs of both the Nebraska Colleigate Conference and the Western Athletic Conference (no, we're not sure how).

CU won four North Central Conference titles in a span of five seasons in the 1920s.

CU won 15 regular-season titles as a member of the Missouri Valley Conference, including eight outright crowns. Only Oklahoma State (11) and Kansas (10) own more outright MVC titles than Creighton.

Creighton's most recent regular-season title came in 2012-13 in the MVC. A complete list can be found on page 108 of the 2019-20 media guide.

Alexander Wasting No Time

Junior **Ty-Shon Alexander** owns 1,226 career points as he approaches the final games of his junior season.

In Creighton history, that point total ranks 13th in program history among players in their first three years as a Bluejay, as seen below.

Classmate **Mitch Ballock** enters Saturday with 988 career points and is on the verge of becoming CU's 27th player to reach 1,000 career points before the end of his third season as a Bluejay.

Most Points, First 3 Seasons, Creighton History

Rank	Pts.	Name
1.	2,216	Doug McDermott
2.	1,876	Bob Portman
3.	1,661	Paul Silas
4.	1,575	Benoit Benjamin
5.	1,540	Bob Harstad
		Rodney Buford
7.	1,369	Gene Harmon
8.	1,363	Chad Gallagher
9.	1,303	Elton Tuttle
10.	1,292	Marcus Foster
11.	1,272	Bob Gibson
12.	1,267	Wally Anderzunas
13.	1,226	Ty-Shon Alexander
14.	1,197	Kyle Korver

Alexander Slows Down Top Threats

Former St. Louis Cardinals catcher **Tim McCarver** once said of former Creighton baseball and basketball standout **Bob Gibson** "Bob Gibson is the luckiest pitcher in baseball. He is always pitching when the other team doesn't score any runs."

Soon, it might be **Ty-Shon Alexander** who is being spoken of in such endearing terms in relation to the player he guards.

Alexander has emerged as Creighton's top defensive stopper this season. He helped limit Marquette's **Markus Howard** to 18 points on 6-for-16 shooting on January 1st and 13 points on 4-of-14 shooting in the Feb. 18 rematch, Seton Hall's **Myles Powell** to 12 points on 3-of-16 shooting on February 12th and more recently, DePaul's **Jalen Coleman-Lands** to six points on 2-of-7 marksmanship, Butler's **Kamar Baldwin** to seven points in 15 injury-limited minutes on Feb. 23 and Jahvon Blair to 8-for-23 shooting on March 4.

Alexander had five steals in the Feb. 15 win over DePaul, which was one shy of his career-high six that he had in the win earlier this year vs. Marquette.

In three head-to-head games this season against Marquette and Seton Hall, Alexander has averaged 20.3 points while shooting 46.8 percent from the field and owning just two turnovers. Meanwhile, Howard and Powell have combined to average 14.3 points per game on 28.3 percent shooting and

committed 12 turnovers.

Full House

Creighton is averaging 17,243 fans per home game this season, good for fifth place nationally.

Last year marked the 14th straight season that CU has been among the nation's top 25 in average home attendance, and the eighth straight season in the top-10.

2019-20 Average Home Attendance Leaders (3/4)

Rk.	School	Average	Next Home
1.	Syracuse	21,704	TBD
2.	Kentucky	20,160	Next Season
3.	North Carolina	20,103	Next Season
4.	Tennessee	18,854	3/7
5.	Creighton	17,243	3/7
6.	Wisconsin	16,912	Next Season
7.	Louisville	16,658	Next Season
8.	Kansas	16,388	Next Season
9.	Memphis	16,271	3/5
10.	Indiana	16,249	3/7

Some Loyal Fans

Creighton has played in front of more than 300,000 fans at home in each of the previous two seasons, and is likely to once again surpass that number on Saturday.

The Bluejays have hosted 293,132 fans to date this season and will set a single-season total attendance record by drawing 12,868 or more fans on Saturday vs. Seton Hall.

Creighton had never attracted more than 141,000 home fans in any season prior to the opening of CHI Health Center Omaha, and now has done it in the previous 16 seasons entering 2019-20.

Creighton has led its conference in average home attendance every year since moving into CHI Health Center Omaha, which is in its 17th season.

Highest Average Attendance, Creighton History

Avg. Att.	School	Year
17,896	Creighton	2013-14
17,413	Creighton	2016-17
17,296	Creighton	2019-20
17,155	Creighton	2012-13
17,048	Creighton	2014-15
17,000	Creighton	2017-18

Creighton's Most Home Fans, Season

Rk.	Year	G	Attendance	Average
1.	2017-18	18	306,000	17,000
2.	2018-19	19	303,629	15,980
3.	2015-16	19	302,887	15,941
4.	2008-09	19	302,676	15,930
5.	2010-11	22	297,161	13,507
6.	2016-17	17	296,013	17,413
7.	2019-20	17	293,132	17,296

Ranked vs. Ranked

Creighton is 9-12 all-time as a ranked team when facing a ranked team, including a 7-8 overall mark under **Greg McDermott**. Creighton is also 3-0 this season in such contests.

Saturday will mark just the second game in program history involving a pair of top-11 teams. The first came on Dec. 31, 2016, when No. 10 Creighton hosted top-ranked Villanova.

Here's those games:

Date	CU Rank	Opponent Rank	Result
03/04/1974	#16	#14 South Carolina	L 69-78
03/14/1974	#19	vs. #14 Kansas	L 54-55
03/16/1974	#19	vs. #16 Louisville	W 80-71
03/08/1975	#13	#5 Marquette	L 60-64
12/31/2002	#15	at #19 Xavier	L 73-75
03/18/2012	#19	vs. #4 North Carolina	L 73-87
03/24/2013	#22	vs. #6 Duke	L 50-66
02/16/2014	#18	#6 Villanova	W 101-80
03/23/2014	#16	vs. #23 Baylor	L 55-85
11/15/2016	#22	#9 Wisconsin	W 77-69
12/31/2016	#10	#1 Villanova	L 70-80
01/11/2017	#8	#12 Butler	W 75-64
01/16/2017	#7	at #22 Xavier	W 72-67
01/31/2017	#22	at #16 Butler	W 76-67
02/25/2017	#23	at #2 Villanova	L 63-79
12/01/2017	#25	at #15 Gonzaga	L 74-91
12/28/2017	#25	at #23 Seton Hall	L 84-90
01/13/2018	#25	at #10 Xavier	L 70-92
02/12/2020	#23	at #10 Seton Hall	W 87-82
02/18/2020	#15	at #19 Marquette	W 73-65
02/23/2020	#15	#21 Butler	W 81-59
03/07/2020	#11	#8 Seton Hall	1:30 p.m.

Bouncing Back

Creighton doesn't lose many games by 20 or more points, as it did last Sunday at St. John's.

However, each of the last 13 times it has happened, Creighton has answered with a victory in its next game, including Wednesday's victory vs. Georgetown.

Three of CU's last five losses by 20+ points were followed with a win over a ranked team.

Creighton's Losses by 20+ Points Since 2000

Date	Loss by 20+ Points	Next Game	Result
03/07/08	Illinois State 73, CU 49	03/18/09	CU 73, Bowling Green 71
02/11/12	Wichita State 89, #17 CU 68	02/14/12	CU 88, Southern Illinois 69
03/23/14	#23 Baylor 85, #16 CU 55	11/14/14	CU 104, Central Arkansas 77
01/25/15	#4 Villanova 71, CU 50	01/28/15	CU 77, St. John's 74
01/31/15	#21 Georgetown 67, CU 40	02/04/15	CU 79, Xavier 72 (OT)
11/19/15	#14 Indiana 86, CU 65	11/23/15	CU 85, Rutgers 75
02/03/16	#3 Villanova 83, CU 58	02/06/16	CU 88, DePaul 66
01/25/17	Georgetown 71, #16 CU 51	01/28/17	#16 CU 83, DePaul 66
01/13/18	#10 Xavier 92, #25 CU 70	01/17/18	CU 80, #19 Seton Hall 63
02/01/18	#1 Villanova 98, CU 78	02/07/18	CU 76, DePaul 75
02/20/18	Butler 93, CU 70	02/24/18	CU 89, #3 Villanova 83 (OT)
11/28/19	San Diego State 83, CU 52	11/29/19	CU 83, #12 Texas Tech 76 (OT)
03/01/20	St. John's 91, #10 CU 71	03/04/20	#11 CU 91, Georgetown 76

Alexander Surpasses 1,000 Points

Ty-Shon Alexander became the 42nd member of Creighton's 1,000 point club on Jan. 15 at Georgetown.

Alexander, needed 85 career games to reach the milestone as he became the first Bluejay to reach 1,000 points since **Khyri Thomas** reached 1,000 points in the 94th game of his career on Feb. 10 vs. No. 5 Xavier, finishing the game with 1,009 career points.

Mitch Ballock has played in 98 games and owns 988 career points.

Career Stats vs. Seton Hall

Name	G-S	FG	Pct	3FG	Pct	FT	Pct	Reb	Avg	A	T	B	S	Pts	Avg	HL
Mahoney	1-0	5-12	.417	2-5	.400	6-6	1.000	3	3.0	2	1	0	1	18	18.0	18
Zegarowski	2-2	10-16	.625	1-4	.250	5-6	.833	7	3.5	12	5	0	1	26	13.0	18
Alexander	5-3	16-52	.308	13-32	.406	14-15	.933	17	3.4	4	6	2	5	59	11.8	20
Bishop	3-1	8-16	.500	0-2	.000	8-12	.667	9	3.0	2	3	1	2	24	8.0	11
Mintz	5-5	11-32	.344	6-13	.462	5-9	.556	18	3.6	20	7	0	5	33	6.6	16
Jefferson	3-1	7-10	.700	1-2	.500	3-4	.750	12	4.0	2	0	1	2	18	6.0	18
K. Jones	1-1	2-5	.400	0-0	---	0-0	---	5	5.0	0	3	1	0	4	4.0	4
Ballock	5-3	7-31	.226	2-20	.100	1-1	1.000	21	4.2	11	8	3	4	17	3.4	13
Scurry	1-0	0-2	.000	0-1	.000	0-0	---	0	0.0	0	0	0	0	0	0.0	--

Games To 1,000 Points, Last 18 Bluejays		
Name	CU Games to 1,000 pts.	Date
Ty-Shon Alexander	85	01/15/20
Khyri Thomas	94	02/10/18
Marcus Foster	54	01/17/18
Austin Chatman	138	03/11/15
Ethan Wragge	132	01/18/14
Gregory Echenique	101	03/24/13
Doug McDermott	57	01/15/12
Antoine Young	115	12/10/11
Kenny Lawson Jr.	108	11/21/10
P'Allen Stinnett	86	01/16/10
Dane Watts	115	01/22/08
Anthony Tolliver	124	03/16/07
Johnny Mathies	91	03/03/06
Nate Funk	92	02/28/05
Kyle Korver	81	01/30/02
Ben Walker	105	01/06/01
Ryan Sears	97	12/01/00
Rodney Buford	59	03/01/97

A Grand For Alexander; Ballock Next?

Ty-Shon Alexander ranks 26th in Creighton history on the all-time scoring list with 1,226 points. He's just 12 points behind **Ben Walker** (1997-01) for a spot in the top-25.

Mitch Ballock owns 988 career points and is up to 44th on Creighton's scoring list.

Most Career Points, Creighton History			
Rank	Pts.	Name	Years
1.	3,150	Doug McDermott	2010-14
2.	2,116	Rodney Buford	1995-99
3.	2,110	Bob Harstad	1987-91
4.	1,983	Chad Gallagher	1987-91
5.	1,876	Bob Portman	1966-69
6.	1,801	Kyle Korver	1999-03
7.	1,754	Nate Funk	2002-07
8.	1,682	Rick Apke	1974-78
9.	1,661	Paul Silas	1961-64
10.	1,654	Vernon Moore	1981-85
11.	1,575	Benoit Benjamin	1982-85
12.	1,526	John C. Johnson	1975-79
13.	1,500	Kevin McKenna	1977-81
14.	1,437	Eddie Cole	1951-55
15.	1,369	Gene Harmon	1971-74
16.	1,361	Duan Cole	1987-92

17.	1,342	Antoine Young	2008-12
18.	1,313	Kenny Lawson Jr.	2006-11
19.	1,309	Ryan Sears	1997-01
20.	1,303	Elton Tuttle	1951-54
21.	1,292	Marcus Foster	2016-18
22.	1,272	Bob Gibson	1954-57
23.	1,267	Wally Anderzunas	1965-67, 1968-69
24.	1,254	Gary Swain	1983-87
25.	1,238	Ben Walker	1997-01
26.	1,226	Ty-Shon Alexander	2017-Pres.
27.	1,196	Ray Yost	1951-54
28.	1,172	Dick Harvey	1956-59
29.	1,155	Ethan Wragge	2009-14
30.	1,152	Dane Watts	2004-08
31.	1,140	Khyri Thomas	2015-18
32.	1,116	Kenny Evans	1982-87
33.	1,115	Doug Brookins	1972-75
	1,115	Daryl Stovall	1978-82
35.	1,093	Tim Powers	1964-67
36.	1,050	Reggie Morris	1982-86
37.	1,031	Johnny Mathies	2003-06
38.	1,024	P'Allen Stinnett	2007-10
39.	1,023	Rod Mason	1986-88
40.	1,013	Austin Chatman	2011-15
41.	1,006	Gregory Echenique	2010-13
42.	1,004	Anthony Tolliver	2003-07
43.	994	Chuck Officer	1960-62, 1963-64
44.	988	Mitch Ballock	2017-Pres.
45.	979	Terrell Taylor	1999-02

The Avengers

Creighton had nine BIG EAST losses last season en route to tying for a third-place finish in league play. This year's team has played eight of those same teams at the same site, and won five of them.

Category	2018-19	2019-20
Marquette	Lost 106-104 (OT)	Won 92-75
at Butler	Lost 84-69	Lost 71-57
Villanova	Lost 90-78	Lost 64-59
at Xavier	Lost 64-61	Won 77-65
at Villanova	Lost 66-59 (OT)	Won 76-61
St. John's	Lost 83-67	Won 94-82
at Seton Hall	Lost 63-58	Won 87-82
at St. John's	Lost 83-66	Lost 91-71
Seton Hall	Lost 81-75	March 7

Creighton & Seton Hall To The Wire

Creighton and Seton Hall have met 13 times in the regular-season since becoming BIG EAST rivals. Three of those games have been decided by a single point.

Creighton won a Feb. 3, 2014 meeting in Omaha by a 72-71 margin, then lost heartbreakers to the Pirates on Jan. 10, 2015 in Omaha (68-67) and on Feb. 28, 2015 in Newark (67-66).

Creighton is 81-75 all-time in games decided by a single point, including an 8-8 mark under **Greg McDermott**.

Since the reconfiguration of BIG EAST to 10 teams, there are 45 possible match-up combinations. Only nine of them have had multiple one-point games.

Also worth noting...there have been just five league games decided by one point this season (DePaul/Providence; Georgetown/St. John's; DePaul/Marquette; Providence/Marquette; Villanova/Marquette).

Most 1-Point Games, BIG EAST Rivals, Since 2013-14

Qty.	Match-up
4	Marquette - Providence
3	Creighton - Seton Hall
3	Seton Hall - St. John's
2	Creighton - Xavier
2	Seton Hall - Villanova
2	Marquette - Villanova
2	Marquette - St. John's
2	Marquette - DePaul
2	DePaul - Providence
1	(13 combinations)

In The Hunt

A 10-2 stretch over the past 12 games has put Creighton in the hunt for the BIG EAST regular-season title. The Bluejays are currently 12-5 in league play, tied for second with Villanova and one game behind league-leading Seton Hall with one game left.

Creighton's last regular-season league title came

2019-20 Creighton's Top Performances

Points

32, Marcus Zegarowski vs. #12 Texas Tech, 11/29
 30, Marcus Zegarowski vs. Nebraska, 12/7
 25, Marcus Zegarowski vs. #21 Butler, 2/23
 24, Mitch Ballock vs. Marquette, 1/1
 24, Ty-Shon Alexander vs. Providence, 1/18
 24, Ty-Shon Alexander vs. Xavier, 1/26
 24, Ty-Shon Alexander vs. DePaul, 2/15
 23, Marcus Zegarowski vs. St. John's, 2/8
 22, Mitch Ballock vs. Louisiana Tech, 11/16
 22, Ty-Shon Alexander vs. UTRGV, 12/13
 22, Ty-Shon Alexander at #19 Marquette, 2/18
 21, Marcus Zegarowski vs. UTRGV, 12/13
 21, Ty-Shon Alexander vs. Marquette, 1/1
 21, Denzel Mahoney at #8 Villanova, 2/1
 20, Ty-Shon Alexander at Michigan, 11/12
 20, Marcus Zegarowski vs. Oklahoma, 12/17
 20, Marcus Zegarowski at Georgetown, 1/15
 20, Damien Jefferson at St. John's, 3/1
 20, Marcus Zegarowski vs. Georgetown, 3/4
 20, Mitch Ballock vs. Georgetown, 3/4

Rebounds

12, Ty-Shon Alexander vs. #12 Texas Tech, 11/29
 11, Mitch Ballock vs. North Florida, 11/24
 11, Ty-Shon Alexander vs. Oklahoma, 12/17

11, Damien Jefferson vs. Midland, 12/28
 10, Damien Jefferson vs. Providence, 1/18
 10, Ty-Shon Alexander at #8 Villanova, 2/1

Assists

10, Marcus Zegarowski at DePaul, 1/22
 8, Marcus Zegarowski at Arizona State, 12/21
 8, Mitch Ballock vs. St. John's, 2/8
 8, Marcus Zegarowski at #10 Seton Hall, 2/12
 8, Ty-Shon Alexander vs. DePaul, 2/15
 8, Marcus Zegarowski vs. Georgetown, 3/4

Steals

6, Ty-Shon Alexander vs. Marquette, 1/1
 5, Ty-Shon Alexander vs. DePaul, 2/15
 4, Mitch Ballock vs. Cal Poly, 11/22
 4, Damien Jefferson vs. Oral Roberts, 12/3
 4, Marcus Zegarowski vs. DePaul, 2/15

Blocked Shots

4, Christian Bishop vs. #21 Butler, 2/23
 3, Christian Bishop vs. Kennesaw State, 11/9
 3, Mitch Ballock vs. Nebraska, 12/7

Field Goals

13, Marcus Zegarowski vs. Nebraska, 12/7

12, Marcus Zegarowski vs. #12 Texas Tech, 11/29
 9, Ty-Shon Alexander at Michigan, 11/12
 9, Marcus Zegarowski vs. UTRGV, 12/13
 9, Mitch Ballock vs. Marquette, 1/1
 9, Marcus Zegarowski vs. St. John's, 2/8
 9, Ty-Shon Alexander at #19 Marquette, 2/18
 9, Marcus Zegarowski vs. #21 Butler, 2/23

3-Point Field Goals

7, Marcus Zegarowski vs. #21 Butler, 2/23
 6, Marcus Zegarowski at Georgetown, 1/15
 6, Mitch Ballock vs. Georgetown, 3/4
 5, Ty-Shon Alexander vs. Kennesaw State, 11/9
 5, Mitch Ballock vs. Louisiana Tech, 11/16
 5, Mitch Ballock vs. Marquette, 1/1
 5, Mitch Ballock at Xavier, 1/11
 5, Mitch Ballock at DePaul, 1/22
 5, Mitch Ballock at #8 Villanova, 2/1

Free Throws

13, Ty-Shon Alexander vs. UTRGV, 12/13
 12, Marcus Zegarowski vs. Oklahoma, 12/17
 10, Ty-Shon Alexander vs. Xavier, 1/26

in 2012-13, which was also its final season in the Missouri Valley Conference.

Creighton's best finish since joining the BIG EAST came in its first year (2013-14), when it placed second. It's also worth noting that Creighton has finished tied for third in the BIG EAST each of the previous three seasons.

Below is a look at the final game of the BIG EAST schedule:

Team	BE W-L	Final Game
Seton Hall	13-4	at Creighton
Creighton	12-5	Host Seton Hall
Villanova	12-5	at Georgetown
Providence	11-6	Host DePaul
Butler	9-8	at Xavier
Xavier	8-9	Host Butler
Marquette	8-9	at St. John's
Georgetown	5-12	Host Villanova
St. John's	4-13	Host Marquette
DePaul	3-14	at Providence

In Case Of A Tie

Creighton can finish as high as a tie for first place in the BIG EAST standings, but could also drop to as low as a tie for third place depending on Saturday's results.

The Jays can still be the first, second or third seed in next week's BIG EAST Tournament.

In the event of ties, here's how those will be broken according to the BIG EAST Tournament Manual tie-breaking procedures:

Two-Team Tie

1. Regular-season head-to-head results.
2. Each team's record vs. the team or group of tied teams occupying the highest position in the standings. If an advantage is not determined, proceed to the next team or group of tied teams in the standing for comparison. Continue down through the standings until one team gains an advantage.
3. Compare the Conference road record of the tied teams.
4. Compare all tied teams Conference-games only road record vs. the team(s) occupying the highest position in the final Conference regular-season standings, and then counting down through the standings until one team gains an advantage.
5. NET ranking as published by NCAA.com website following the last day of BIG EAST regular season competition.
6. Coin flip.

Multiple-Team Tie (3 or More Teams)

- a. Teams are viewed as a "mini-conference" when comparing head-to-head results. The team with the best record vs. the other teams in the mini-conference gains the advantage. The team with the worst record vs. the other teams in the mini-conference is seeded the lowest.
 - i. If only two teams have the same best winning percentage in the mini-conference, the higher seed goes to the team winning the head-to-head series.
 - ii. If the two teams split their two games, then proceed to Step 2 under "Two-Team ties" (above). To seed the remaining team(s) in this mini-conference, proceed to (e) below.
 - iii. If three or more (but not all) teams have the same best winning percentage in the original mini-conference, then those tied teams create a new mini-conference and follow this same procedure beginning of Step 1 (Multiple Team Tie).
 - iv. If all teams in the mini-conference have the same mini-conference record, proceed to Step 2 below.
 - v. After the top or bottom teams in a mini-conference are determined, the remaining teams are ranked by their record in the original mini-conference.
 - i. If there are any remaining teams tied by their record in the mini-conference, then head-to-head results will determine the higher seed.
 - ii. If the teams split two games, then proceed

back to the two-way breaking procedure.

- iii. If there are at least three teams remaining tied by their record in the mini-conference, they would then form a new mini-conference and follow the procedure again at the beginning of Step 1 (Multiple-Team Tie).
2. Compare each team's record vs. the team or group of tied teams occupying the highest position in the standings. If an advantage is not determined, proceed to the next team or group of tied teams in the standings for comparison. Continue down through the standings until one or more teams gains an advantage. If two teams have the exact same advantage (i.e., having the same and better record against a compared team relative to their mini-conference), they are separated at that point by the two-way tiebreaker procedure. The next step would take you back to Step 1 (e) (Multiple-Team Tie).
3. If more than two teams are still tied, a comparison of the tied teams Conference game only road records.
4. If more than two teams are still tied, a comparison of the tied teams Conference-games only road records vs. the team(s) occupying the highest position in the final Conference regular-season standings, and then continuing down through the standings until one team gains an advantage.

When arriving at another group of tied teams while comparing records, use each team's record against the collective tied teams as a group (prior to that group's own tie-breaking procedure), rather than the performance against individual tied teams.

- If at any point the multiple-teams tie is reduced to two teams, the two-team tie-breaking procedures above will be applied. Once a team is eliminated from a multi-team comparison, it is dropped from further comparisons.
5. Coin flip.

Jefferson Moves On Up

Damien Jefferson tied his career-high last Sunday at St. John's with 20 points on 8-for-9 shooting from the floor.

Jefferson's 60.5 percent shooting during league play ranks fourth in the BIG EAST, and climbs to 66.1 percent from two-point range.

Jefferson's 20 points on Sunday exceeded his total of 18 points in the final 13 injury-plagued appearances for him last season, during which time he shot 7-for-24.

Ball Control Offense

Creighton leads the BIG EAST with a 1.42 assist/turnover ratio in all games.

Mitch Ballock leads the league with a 3.37 assist/turnover ratio (91/27) in all games and a 3.5 assist/turnover ratio (56/16) in league play. For his career, Ballock owns an impressive 265/110 (2.41) assist/turnover ratio.

Sophomore teammate **Christian Bishop** has turned his season around in that category as well. After 11 assists and 21 turnovers in non-conference play, Bishop owns 30 assists and 25 turnovers in league action.

One final Bluejay with eye-popping numbers in the assist/turnover chart is junior **Ty-Shon Alexander**. Alexander has 43 assists and just 16 turnovers in league play this year. He also has a team-best 26 steals in conference action.

Firing On All Cylinders

Creighton leads the BIG EAST with 78.4 points per game, 46.9 percent shooting from the field, 38.0 percent shooting from three-point territory, +8.3 scoring margin, 1.42 assist/turnover ratio and 15.70 assists per game.

In **KenPom.com** ratings through Wednesday night, Creighton had the nation's fifth-best offense.

If Creighton can finish in the top-10, it would be the fourth time in the last nine seasons that Creighton has had a top-10 offense per KenPom.

What's My Line?

Creighton is holding foes to 31.3 percent shooting from three-point range, a key reason why the Bluejays have out-scored foes by 192 points behind the arc.

However, last Sunday, Creighton shot just 4-for-27 from deep while St. John's shot 14-for-22 from downtown. SJU's 63.6 percent marksmanship was the best figure one of **Greg McDermott's** Creighton teams has ever allowed.

The tables turned on Wednesday, as Creighton made a season-high 17 three-pointers (on 36 attempts) while Georgetown drained 8-of-22 tries from downtown.

Bluejay opponents are shooting 28.4 percent from downtown when CU wins, but 42.0 percent from deep in CU losses.

The 31.3 percent shooting from three-point range by CU opponents is on pace to be the third-best mark in program history. In fact, the only time CU held foes under 31 percent from deep was in 1995-96 (29.2%).

Here's how the three-point shooting has broken down in CU's games this season, including the seven losses:

Category	CU 3FG (%)	Opp 3FG (%)
In CU's 23 wins	247-592 (.417)	161-566 (.284)
In CU's 7 losses	41-165 (.248)	63-150 (.420)
at Michigan	7-20 (.350)	9-23 (.391)
vs. San Diego State	4-23 (.174)	11-18 (.611)
at #11 Butler	4-22 (.182)	6-19 (.316)
#16 Villanova	3-14 (.214)	6-33 (.182)
at Georgetown	13-32 (.406)	5-15 (.333)
at Providence	6-27 (.222)	12-20 (.600)
at St. John's	4-27 (.148)	14-22 (.636)

McDermott Coaches Them Up

Creighton University's **Greg McDermott** is one of 15 men named to the Werner Ladder Naismith Coach of the Year Late 2020 Season Watch List, as announced by the Atlanta Tipoff Club. McDermott is one of three BIG EAST coaches on the list, as he's joined by **LaVal Jordan** (Butler) and **Kevin Willard** (Seton Hall).

McDermott has guided a Creighton team that was picked to finish seventh in the BIG EAST to a No. 11 spot in this week's Associated Press poll, and a No. 12 slotting in the most recent NET.

The Bluejays (3), Michigan State (4) and Wisconsin (3) are the nation's only teams with three or more top-25 road wins this season, and on Jan. 11 McDermott became the 27th active Division I coach to reach 500 career wins. Creighton's success has come despite the loss of key returnees **Davion Mintz** and **Jacob Epperson** for the season due to injury.

The 10 semifinalists will be announced on March 6, and the finalists will be revealed on March 18. The winner of the 2020 Werner Ladder Naismith Men's Coach of the Year will be announced on April 5, at the Naismith Awards Brunch in Atlanta.

Should he win, McDermott would join his son

Doug McDermott as the only father/son tandem in history to have won both a Naismith Coach of the Year and Player of the Year award.

The McDermott's also have a chance to become the BIG EAST's first men's basketball father/son tandem in history to have won both a Coach of the Year and Player of the Year award.

Mr. Perfect

Marcus Zegarowski became the 71st player in NCAA history to be perfect on seven or more three-point attempts during Creighton's win vs. No. 21 Butler on Feb. 23rd.

Zegarowski was 5-for-5 from deep in the first half and made his only two attempts from distance after the break before checking out after CU took a 61-32 lead with 12 minutes left.

Zegarowski is the third player in the country with a 7-for-7 (or better) performance from three-point land this season, joining South Dakota's **Tyler Hagedorn** (8-8) vs. Texas Southern on Nov. 15 and Florida State's **Devin Vassell** vs. Virginia Tech on Feb. 1.

Zegarowski broke **Kyle Korver's** Creighton record for most three-point attempts without a miss, as Korver opened his senior year with a 6-for-6 showing from distance vs. Texas-Arlington on Nov. 17, 2002.

Single-Game 3-Point Percentage Leaders, CU History

Pct.	Name, Opponent (min. 5 3 FGA)	Date
1.000	Marcus Zegarowski (7-7) vs. Butler	02/23/20
	Kyle Korver (6-6) vs. Texas-Arlington	11/17/02
	Porter Moser (5-5) vs. Bradley	01/21/89
	Ben Walker (5-5) vs. Evansville	02/28/00
	Michael Lindeman (5-5) vs. Bradley	02/08/03
.917	Mitch Ballock (11-12) vs. DePaul	03/09/19
.857	Kyle Korver (6-7) vs. Missouri State	01/19/00
	Ryan Sears (6-7) at Indiana State	02/04/01
	Booker Woodfox (6-7) vs. Indiana St.	01/19/08
	Doug McDermott (6-7) vs. Indiana St.	03/09/13
	Rick Kreklow (6-7) vs. Marquette	02/14/15

Zegarowski is also the fourth player in BIG EAST history to be 7-for-7 or better from three-point range in a league game:

Single-Game 3-Point Percentage Leaders BIG EAST History (League Games Only)

Pct.	Name, Opponent	Date
1.000	CU's Marcus Zegarowski vs. Butler	02/23/20
	BU's Kellen Dunham vs. Seton Hall	03/08/14
	MU's Jerel McNeal vs. Cincinnati	01/04/09
	WVU's Da'Sean Butler at St. John's	02/06/10

Zegarowski Named Player of the Week

Marcus Zegarowski was named BIG EAST Player of the Week on Feb. 24 after helping Creighton to a pair of top-25 wins. The Massachusetts native averaged 21.0 points, 4.0 rebounds and 2.0 assists in wins over No. 19 Marquette and No. 21 Butler.

He is Creighton Basketball's first Player of the Week since **Ty-Shon Alexander** on Jan. 28, 2019.

Zegarowski made 69.6 percent of his shots from the field (16-23), shooting 87.5 percent from three-point range (7-8) and 75 percent at the line (3-4). The Bluejays never trailed against Butler, and never trailed in the final 29 minutes vs. the Golden Eagles.

The sophomore started his week with 17 points, five rebounds and three assists in Tuesday's 73-65 win at Marquette. Zegarowski made 7-of-11 shots

from the field, including 4-of-4 marksmanship in the second half, in Creighton's third top-25 road win of the month.

On Sunday vs. Butler, Zegarowski tied a BIG EAST single-game record by making 7-of-7 three point shots en route to 25 points in only 25 minutes. He was 5-for-5 from downtown in the first half as Creighton raced to its largest halftime lead (40-21) in league play since 2017. He would make 9-of-12 shots overall, also adding three rebounds, an assist and a steal.

Zegarowski was also named the National Player of the Week by the USBWA for his efforts, the first Bluejay with such an honor since **Doug McDermott** earned the accolade twice in 2013-14.

Winning Away From Home

Creighton went 6-5 in true road games this season.

In the previous 21 seasons Creighton has posted six road wins or more on 11 occasions, making the NCAA Tournament nine of those times. Creighton has won either a regular-season title or reached the conference tournament final in 10 of those 11 such campaigns.

Year	Road W-L	League Road W-L	Postseason
2019-20	6-5	5-4	TBD
2016-17	7-4	5-4	NCAA (0-1)
2013-14	7-4	5-4	NCAA (1-1)
2012-13	7-5	5-4	NCAA (1-1)
2011-12	10-3	7-2	NCAA (1-1)
2008-09	8-4	7-2	NIT (1-1)
2004-05	7-5	5-4	NCAA (0-1)
2003-04	6-6	4-5	NIT (0-1)
2002-03	7-4	6-3	NCAA (0-1)
2001-02	7-5	7-2	NCAA (1-1)
2000-01	7-5	5-4	NCAA (0-1)
1999-00	8-6	4-5	NCAA (0-1)

Big Night For Bishop

Christian Bishop had the best night of his career on Feb. 23 vs. No. 21 Butler.

Bishop had career-highs in points (19), blocks (4) and steals (3) while tying his previous best in assists (5).

The sophomore forward had five dunks while shooting 7-of-10 from the field and making 5-of-6 free throws.

Bishop followed that game up with five more assists last Sunday at St. John's.

After 11 assists and 21 turnovers in non-conference play, Bishop owns 30 assists and 25 turnovers in league action.

McDermott Ranks Second On CU Wins List

Greg McDermott currently has 230 victories at Creighton, good for second place on CU's all-time wins list.

McDermott's .664 winning percentage is Creighton's best since **Arthur A. Schabinger's** .714 win rate more 80 years ago.

Below is a list of the most victorious Creighton coaches in program history.

Most Coaching Wins, Creighton History			
Rk.	W-L	Name	Years
1.	327-176	Dana Altman	1994-2010
2.	230-116	Greg McDermott	2010-Pres.
3.	165-66	Arthur A. Schabinger	1922-1935
4.	138-118	John J. "Red" McManus	1959-1969
5.	130-64	Tom Apke	1974-1981

23 Wins And Counting

Creighton enters Saturday with a 23-7 record. In 102 seasons of Bluejay Basketball, the Jays just the program's 15th team to earn 23 or more wins and only nine have won 24 times or more.

This year's club is just the ninth squad to reach 23+ wins before the league tourney. Only five teams in program history had 24+ wins before the league tourney.

Prior to Greg McDermott's arrival, Creighton MBB won 23+ games nine times in 93 seasons. This season marks McDermott's sixth time in 10 years with 23+ victories on the Bluejay sideline. Creighton has averaged 23.0 wins per season under McDermott.

Most Creighton MBB Wins, Season				
Year	Final W-L	Pre-Tourney	Pre-Post Season	Postseason Tournament
2002-03	29-5	26-4	29-4	NCAA
2011-12	29-6	25-5	28-5	NCAA
2012-13	28-8	24-7	27-7	NCAA
2008-09	27-8	25-6	26-7	NIT
2013-14	27-8	24-6	26-7	NCAA
2016-17	25-10	23-8	25-9	NCAA
1990-91	24-8	20-7	23-7	NCAA
2000-01	24-8	23-6	24-7	NCAA
1921-22	23-5	23-5	23-5	didn't exist
1973-74	23-7	21-7	21-7	NCAA
2001-02	23-9	19-8	22-8	NCAA
1999-00	23-10	20-9	23-9	NCAA
2004-05	23-11	20-10	23-10	NCAA
2010-11	23-16	18-14	19-15	CBI
2019-20	23-7 so far	23-7 so far	TBD	TBD

20 Wins, Again

Creighton has won 20 or more games in 20 of the last 22 seasons (including 2019-20), a feat that puts the Jays among an exclusive group, nationally.

Just three schools nationally have had 20 or more wins each of the last 22 years: Duke (22), Gonzaga (22) and Kansas (22).

Kentucky has done it 21 times.

Creighton and Florida have done it 20 times, though Florida is still trying to reach it for a 21st time in this stretch, and Syracuse is trying to join Creighton by doing it for a 20th time in those 22 campaigns.

Most 20-Win Seasons, Last 22 Years (Records through 3/4)

Team	20-Win Seasons	2019-20 W-L	Next Game
Gonzaga	22*	29-2	3/9
Kansas	22*	27-3	3/7
Duke	22*	24-6	3/7
Kentucky	21*	24-6	3/7
Creighton	20*	23-7	3/7
Florida	20	19-11	3/7
Syracuse	19	17-13	3/7

*20-win season total includes 2019-20

Big Mac Attack

Greg McDermott's teams have consistently battled some of the best teams in the country.

The chart below shows how his teams have consistently outpaced some of his predecessors against top-25 foes.

Category	Pre-McDermott	Under McDermott
vs. Top 25 Teams	18-115	20-32
vs. Top 10 Teams	5-31	8-14
vs. Top 10 on Road	1-28	4-7
vs. Top 25 on Road	2-63	8-14

Ranking News & Notes

- Creighton is 20-32 under **Greg McDermott** against nationally-ranked teams, 13 more top-25 wins than any other coach in Creighton history. Prior to McDermott's arrival, Creighton was 18-115 all-time against top-25 foes.

- Creighton has beaten at least one top-12 team each of the last five seasons (including three in 2019-20). On a national basis, the only 12 teams with a top-12 win each of the last five seasons (including 2019-20) are Creighton, Duke, Florida, Kentucky, Michigan, North Carolina, Texas Tech, Villanova, Virginia, Virginia Tech, West Virginia and Wisconsin.

- Creighton has beaten at least one ranked team in each of the last seven seasons (including 2019-20), and multiple ranked foes in each of the last five years.

- Creighton has beaten at least one top-25 team each of the last seven years (including 2019-20). On a national basis, the only 27 teams with a top-25 win each of the last seven seasons (including 2019-20) are Baylor, Cincinnati, Clemson, Creighton, Duke, Florida State, Indiana, Iowa State, Kansas, Kansas State, Kentucky, Louisville, Michigan, Michigan State, Ohio State, Oklahoma, Oklahoma State, Oregon, NC State, Seton Hall, South Carolina, Syracuse, Temple, Texas Tech, Villanova, Virginia, West Virginia and Wisconsin and Xavier.

- Creighton is 15-15 since the start of the 2016-17 season against ranked teams. The 15 wins over ranked teams in that time is tied for 14th nationally, and trails only Villanova (21) among BIG EAST clubs. - Creighton beat four ranked teams in the same month for the first time in program history in February when it defeated No. 8 Villanova, No. 10 Seton Hall, No. 19 Marquette and No. 21 Butler.

- Creighton, Michigan State and Wisconsin are the only teams with three or more top-25 road wins this season.

- Since the start of the 2010-11 season, the nation's only teams with four top-25 wins in the same month of February have been Creighton (4 in 2019-20), Providence (5 in 2019-20) and Kansas (4 in 2015-16).

Top 25 Success

Creighton has five wins over top-25 teams this season, breaking a school-record set in 2016-17. This is Creighton's ninth team with multiple top-25 wins in a season, and fifth consecutive.

Most Top-25 Wins, Season			
Wins	Season	Top-25 Victories	
5	2019-20	#8 Villanova, #10 Seton Hall, #12 Texas Tech, #19 Marquette, #21 Butler	
4	2016-17	#9 Wisconsin, #12 Butler, #16 Butler, #22 Xavier	
4	2017-18	#3 Villanova, #19 Seton Hall, #20 Northwestern, #23 UCLA	
2	1973-74	#6 Marquette, #16 Louisville	
2	2001-02	#15 Florida, #17 Western Kentucky	
2	2006-07	#11 Southern Illinois, #24 Xavier	
2	2013-14	#4 Villanova, #6 Villanova	
2	2015-16	#5 Xavier, #18 Butler	
2	2018-19	#10 Marquette, #16 Clemson	

Top 25 Jays

The Creighton men's basketball team is ranked 11th in this week's *Associated Press* Top 25 poll, earning a spot in the poll for the sixth time this season (also 25th on Jan. 13th, 21st on Feb. 3rd, 23rd on Feb. 10, 15th on Feb. 17 and 10th on Feb. 24).

This year marks the seventh time in **Greg McDermott's** 10 seasons on The Hilltop that Creighton has cracked the top-25 at least once, after doing it just five different seasons in program history before his 2010 arrival.

Creighton has now been ranked in the AP poll in 94 weeks in program history, with 66 of those under the direction of McDermott. Creighton is 119-46 all-time as a ranked team.

Creighton is 85-34 all-time under McDermott when ranked in the top-25, including a 49-8 mark in home games.

Creighton is also the 14th-ranked team in this week's *USA Today* Top 25 Coaches Poll.

Junior Jumpers

Mitch Ballock and **Ty-Shon Alexander** continue to shoot the ball at a rate rarely seen by juniors at Creighton.

Ballock has made 91 three-pointers this season, while Alexander has drained 78 treys. Ballock has already broken the previous program record for three-pointers made by a junior of 82 by **Tad Ackerman** in 1994-95.

Ballock has become the second player in Creighton history with 80 or more three-pointers in multiple seasons, joining legendary marksman **Kyle Korver**. Ballock, however, is the first player to do it in consecutive campaigns, though Alexander can join him with two more treys this winter.

Most 3-Pointers Made by a Creighton Junior			
3FG-FGA	3FG%	Name	Year
91-210	.433	Mitch Ballock	2019-20
82-210	.390	Tad Ackerman	1994-95
79-184	.429	Kyle Korver	2001-02
78-175	.446	Ethan Wragge	2012-13
78-194	.402	Ty-Shon Alexander	2019-20
77-157	.490	Doug McDermott	2012-13
73-214	.341	Marcus Foster	2016-17
67-194	.345	Ryan Sears	1999-00
67-176	.381	Terrell Taylor	2001-02
67-143	.469	Nate Funk	2004-05

Most 3-Pointers Made In A Season, Creighton History

3FG-FGA	3FG%	Name	Year
129-269	.480	Kyle Korver*	2002-03
110-234	.471	Ethan Wragge	2013-14
100-221	.452	Kyle Korver	2000-01
96-214	.449	Doug McDermott*	2013-14
97-266	.365	Ty-Shon Alexander	2018-19
95-230	.413	Marcus Foster	2017-18
95-227	.419	Mitch Ballock	2018-19
91-191	.476	Booker Woodfox*	2008-09
91-210	.433	Mitch Ballock	2019-20
82-210	.390	Tad Ackerman	1994-95
79-184	.429	Kyle Korver*	2001-02
78-175	.446	Ethan Wragge	2012-13
78-194	.402	Ty-Shon Alexander	2019-20
77-157	.490	Doug McDermott*	2012-13
76-175	.434	Rod Mason	1987-88

*Conference Player of the Year

Creighton's Most 3-Pointers Per Game, Season

3FG/G	3FG	GP	Name	Year
3.79	129	34	Kyle Korver	2002-03
3.15	82	26	Tad Ackerman	1994-95
3.14	110	35	Ethan Wragge	2013-14
3.13	100	32	Kyle Korver	2001-02
3.03	91	30	Mitch Ballock	2019-20
2.88	95	33	Marcus Foster	2017-18

Ballock & Alexander Reach 200 Treys

Mitch Ballock leads Creighton with 91 three-point baskets this season, which gives him 230 in his Bluejay career. That puts him in fifth place in program history in that category. Classmate **Ty-Shon Alexander** is up to seventh place with 207 career treys.

Ballock and teammate **Ty-Shon Alexander** have joined **Kyle Korver** and **Ethan Wragge** as the only Bluejays to reach that milestone as juniors. Korver ended his junior year with 242 treys, while Wragge had 234 trifectas after his junior campaign.

Ballock ranks 15th nationally with 91 three-pointers made and 13th in three-point percentage (.433).

Most Career 3FG, Creighton History			
Rank	3FG	Name	Years
1.	371	Kyle Korver	1999-03
2.	334	Ethan Wragge	2009-14
3.	274	Doug McDermott	2010-14
4.	245	Ryan Sears	1997-01
5.	230	Mitch Ballock	2017-Pres.
6.	212	Rodney Buford	1995-99
7.	207	Ty-Shon Alexander	2017-Pres.
8.	206	Jahenns Manigat	2010-14
9.	200	Nate Funk	2002-07
10.	185	Matt Roggenburk	1986-90

Iron Man Mitch

Junior **Mitch Ballock** leads the BIG EAST with 35.87 minutes per game, a number that climbs to 37.06 minutes per contest in league play, as he's played all but 56 minutes in CU's first 17 league games. CU is the nation's only team with three men averaging 34.5 minutes per game or more, but no Bluejay has led a conference in minutes per game (all games) since at least 1996-97.

Here's the league's top six players in minutes per game.

BIG EAST Minutes Per Game Leaders				
Rank	Name, Team	G	MIN	MPG
1.	Mitch Ballock, CU	30	1076	35.87
2.	Charlie Moore, DPU	30	1067	35.57
3.	Naji Marshall, XU	29	1025	35.34
4.	Ty-Shon Alexander, CU	30	1038	34.60
5.	Jagan Mosely, GU	30	1036	34.53
6.	Marcus Zegarowski, CU	30	1034	34.47

Creighton Minutes Per Game Leaders Since 1994-95

Rank	MPG	Name	Year
1.	35.9	Mitch Ballock	2019-20
2.	35.7	Antoine Young	2010-11
3.	35.033	Edward St. Fleur	1996-97
4.	35.030	Ryan Sears	1999-00
5.	34.6	Ty-Shon Alexander	2019-20
6.	34.48	Nate Funk	2006-07
7.	34.47	Marcus Zegarowski	2019-20
8.	33.84	Ryan Sears	2000-01
9.	33.79	Austin Chatman	2014-15
10.	33.7	Doug McDermott	2013-14

High Octane Offense

Creighton has cranked up the offense in the last month, scoring 94 points vs. St. John's, 87 points at Seton Hall and 93 vs. DePaul. In each case, it was at least seven more points than the previous high allowed by that opponent.

Creighton scored 92 points in the first meeting vs. Marquette, the most points allowed all season by the Golden Eagles. In addition, CU's 81 points were the most allowed by Butler all year in regulation.

Creighton has scored 90+ points four times in BIG EAST play this season. Combined, the rest of the BIG EAST has eclipsed 90 points just three times: Villanova (at DePaul), Marquette (vs. Georgetown) and St. John's (vs. Creighton).

The Race To 70

Creighton has scored 70 or more points in 22 of its 23 victories this season, and is 22-2 when reaching that plateau this winter.

Creighton is also 13-1 this season when allowing fewer than 70 points.

Alexander The Great

Ty-Shon Alexander is in the midst of the best stretch of his career on both ends of the floor.

The junior guard has scored in double-figures in each of the past 14 games, and made multiple three-pointers in 13 of those 14 contests.

Starting with CU's Jan. 11 win at Xavier, Alexander has averaged 18.2 points per game while shooting 41-of-101 from three-point range (39.8 percent). He also owns a 37/12 assist/turnover ratio and owns 19 steals in that time while playing an average of 34.9 minutes per game.

Creighton is 11-3 in this stretch.

Alexander owns 509 points this year, reaching 500 points for a second consecutive year.

Only nine Bluejays have done this previously (**Doug McDermott** 4x; **Bob Harstad** 3x; **Rodney Buford** 3x; **Paul Silas** 3x; **Bob Portman** 2x; **Marcus Foster** 2x; **Chad Gallagher** 2x; **Nate Funk** 2x; **Rick Apke** 2x).

Jays2K

Creighton has 2,351 points this season, surpassing 2,000 points for the 14th straight season. Making that even more impressive is that CU did it just 8-of-12 seasons from 1994-95 to 2005-06. This year's team is averaging 78.4 points per game.

Greg McDermott is 66-4 as a Division I head coach when his teams score 90 or more points, including a 60-4 mark on the Creighton sideline.

Creighton is 63-3 all-time when scoring 100 points or more, and had a streak of 36 straight wins when scoring triple-digits since a 1977 loss to North Texas State snapped in the Jan. 9, 2019 loss to Marquette (106-104).

Road Warriors

Creighton went 5-4 on the road in BIG EAST play, with three of those victories coming by 10 or more points (by 12 at Xavier, by 15 at DePaul, by 15 at Villanova).

There have been only seven other occasions this season in which a road team has won a BIG EAST game by 10 points or more...Butler (at Providence), Providence (at Georgetown), Seton Hall (at Xavier), St. John's (at DePaul), Villanova (at St. John's and at DePaul) and Xavier (at Seton Hall).

This season marks the first time Creighton owns three conference road wins of 10 or more points since 2016-17 (at St. John's, at Providence, at DePaul).

Creighton also leads the BIG EAST with 15 home wins this season, and is 20-1 in its last 21 home games against all teams. The Bluejays are 39-24 all-time in BIG EAST home games.

Home teams are 50-35 in BIG EAST play to date.

.500 Or Better in League Play, Again

Creighton is 12-5 in league play and has clinched a .500 mark or better once again. It's the 24th time in the last 25 seasons that Creighton has gone .500 or better in league play.

Xavier is 8-9 in the league this winter and enters Saturday's home game vs. Butler needing one win to extend its streak of 37 straight seasons in which it has finished .500 or better in league play. That's the nation's longest active streak, five seasons more than Murray State's 32. The rest of the top-five consists of Kansas (30), Kentucky (30) and Gonzaga (30).

The only BIG EAST teams to finish .500 or better in league play each of the last four seasons are Creighton, Xavier, Villanova and Seton Hall.

18 And Up

Creighton had four men score exactly 18 points on Feb. 12th at Seton Hall, as **Damien Jefferson**, **Marcus Zegarowski**, **Ty-Shon Alexander** and **Denzel Mahoney** all reached that mark.

It's the first time that Creighton has had four men score 18 or more points in the same game since at least 1981.

How Many Days???

After just two top-25 road wins from 1949-2013, Creighton has picked up eight such victories in the past seven seasons.

On two occasions (from 1949-74 and from 1978-2014) there was a gap of more than 9,000 days. Most recently, the Bluejays have won top-25 road games in a 15-day span three times since 2017.

Date	Top 25 Road Win	Days Until Next Top 25 Road Win
01/20/49	First AP Poll introduced	9,151
02/09/74	CU 75, #6 Marquette 69	1,449
01/28/78	CU 72, #13 Indiana St. 64	13,141
01/20/14	CU 96, #6 Villanova 68	1,092
01/16/17	CU 72, #22 Xavier 67	15
01/31/17	CU 76, #16 Butler 67	288
11/15/17	CU 92, #20 Northwestern 88	473
03/03/19	CU 66, #10 Marquette 60	335
02/01/20	CU 76, #8 Villanova 61	11
02/12/20	#23 CU 87, #10 Seton Hall 82	6
02/18/20	#15 CU 73, #21 Marquette 65	TBD

Jays Earn Another Top 10 Road Win

Since the start of the 2013-14 season when Creighton joined the BIG EAST, the Bluejays own four top-10 road wins. Creighton beat No. 4 Villanova in 2014, No. 10 Marquette in 2019, No. 8 Villanova in 2020 and No. 10 Seton Hall in 2020.

The four top-10 road wins in those seven seasons rank tied for the fourth-most nationally, trailing only Kansas (7), Duke (5) and Oklahoma (5) and equal with Michigan (4).

Since 2013-14, only 13 teams in the country have posted multiple top-10 road wins in the same season, a group that includes just Creighton, Seton Hall and Florida State this winter.

This year marks Creighton's first season with multiple top-10 road wins in program history.

You Can Only Hope To Contain Him

Mitch Ballock was 0-for-3 from deep at No. 10 Seton Hall on Feb. 12, snapping his 23-game streak of games with a made a three-pointer that had ranked tied for the sixth-longest streak in program history.

Creighton is 12-0 this season when Ballock makes four or more three-pointers, but also 2-0 when he's held without a trey.

Ballock (23) is one of four current Bluejays to have compiled a streak of 19 or longer straight games at some point in their college career, joining **Ty-Shon Alexander** (33), **Marcus Zegarowski** (20) and **Denzel Mahoney** (19 at Southeast Missouri State).

3-Pointers, By Average

Creighton has made 9.60 three-pointers per game so far this season, it fourth-most ever. The Jays had never averaged more than 8.76 triples in any season before **Greg McDermott's** arrival.

Here's a look at the most three-pointers per game in Creighton history. Of note is that each of the seven completed seasons on this list ended with 20 or more wins, and six of them resulted in a spot in the NCAA Tournament.

Creighton's Most 3-Pointers Per Game in a Season				
3FG/G	Season	3FG	GP W-L	(Postseason)
10.63	2018-19	372	35	20-15 (NIT)
10.39	2017-18	343	33	21-12 (NCAA)
10.17	2013-14	356	35	27-8 (NCAA)
9.60	2019-20	288	30	23-7 so far
8.76	1999-00	289	33	23-10 (NCAA)
8.69	2016-17	304	35	25-10 (NCAA)
8.62	2004-05	293	34	23-11 (NCAA)
8.53	2012-13	307	36	28-8 (NCAA)

Alexander A Finalist For Jerry West Award

Creighton's **Ty-Shon Alexander** is one of five finalists for the 2020 **Jerry West** Shooting Guard of the Year Award, the Naismith Memorial Basketball Hall of Fame announced on Feb. 4th.

Named after Class of 1980 Hall of Famer and 1959 NCAA Final Four Most Valuable Player **Jerry West**, the annual honor in its sixth year recognizes the top shooting guards in Division I men's college basketball. A national committee of top college basketball personnel narrowed down the watch list from 10 to just five candidates.

Alexander is one of three BIG EAST representatives on the candidate list, as he's joined by **Kamar Baldwin** (Butler) and **Myles Powell** (Seton Hall).

Fan voting for the award is underway at <http://www.hoophallawards.com/men/vote.php>.

7 Games And Counting

Creighton's bench has scored 453 points this sea-

son, an average of 15.1 points per contest.

However, on Feb. 5 at Providence, the Bluejay reserve corps was held scoreless on 0-of-6 shooting in a combined 32 minutes.

It marked the first time since a 68-62 win at Drake on February 24, 1986, that Creighton's reserves were held without a point. On that night, Creighton's bench logged just one total minute by **Keith Smith**, as starters **Gary Swain**, **Ed Johansen**, **Kenny Evans** and **Reggie Morris** played all 40 minutes and **Renard Edwards** logged 39 minutes.

Since that 1986 evening, Creighton had played 1,082 games while making 24 postseason appearances (including 14 NCAA Tournaments) and won six regular-season league titles and 10 league tournaments.

Bonus From The Bench

Denzel Mahoney scored a season-high 21 points in Creighton's game at Villanova on Feb. 1.

It was the most points by any Bluejay reserve in any game this winter, and the most by a Bluejay sub since **Mitch Ballock** scored 22 points in a win over No. 23 UCLA on Nov. 20, 2017.

Despite being held scoreless at Providence on Feb. 5, Mahoney has still averaged 12.7 points per game over CU's last 12 contests, which includes eight double-figure performances.

Mahoney's 21 points at No. 8 Villanova were the most ever by a Creighton reserve in a victory over a top-10 opponent under **Greg McDermott**.

After being outscored 216-137 off the bench in the first 10 games of the season, the Bluejay reserves have outscored foes 310-268 since Mahoney became eligible on Dec. 17th.

Among The Nation's Best

Below is where Creighton ranks nationally since **Greg McDermott** was hired in 2010, per **Basketball-Reference.com**.

2010-11 through March 4, 2020		
Category	Stat	NCAA Rank
3FG Made	3,082	2nd
Assists	5,611	3rd
3FG Percentage	.385	3rd
FG Percentage	.480	5th
FG Made	9,437	9th
Wins	230	30th
Winning Percentage	.665	34th

Canfield Earns Scholarship

Jett Canfield was surprised with a scholarship for the 2019-20 season during a team huddle at practice at The Palestra on February 3rd.

Canfield is Topeka, Kan., native who redshirted with the Bluejays a year ago.

Upon learning the news, Canfield's teammates mobbed the freshman guard before he embraced head coach **Greg McDermott** in a warm hug.

Foul Stripe Fun

This season, Creighton has made 231 free throws in BIG EAST play, while its opponents have attempted just 250 (making 178).

Creighton is 14-0 this season in all games when owning as many or more free throw makes than the opposition has attempted, and won its last 17 games overall when that occurs.

History After 30 Games

Creighton has started 23-7 to date. It's the seventh time in the past 20 seasons that Creighton has won at least 23 of its first 30 games.

Of the six most recent teams to start 23-7 or better, five made the NCAA Tournament and one other reached the NIT.

This is the fifth time under **Greg McDermott** that Creighton has started 23-7 or better after exactly 30 games. All four previous teams would advance to the NCAA Tournament.

Records After 30 Games Under Greg McDermott			
W-L	Year	Postseason	Final W-L
23-7	2019-20	TBD	TBD
17-13	2018-19	NIT	20-15
21-9	2017-18	NCAA	21-12
23-7	2016-17	NCAA	25-10
18-12	2015-16	NIT	20-15
13-17	2014-15	None	14-19
24-6	2013-14	NCAA	27-8
23-7	2012-13	NCAA	28-8
25-5	2011-12	NCAA	29-6
17-13	2010-11	CBI	23-16

Toe The Line

Ty-Shon Alexander ranks second in the BIG EAST in free throw percentage, draining 117-of-136 attempts (86.0 percent).

Alexander has attempted 19 free throws in Creighton's seven losses (2.7 attempts per loss), and 117 foul shots in CU's 23 victories (5.1 attempts per win).

Creighton is 9-1 this season when Alexander attempts six or more free throws this season.

Win Over Xavier Completes BIG EAST Sweep

A January 26th victory over Xavier means that Creighton has now swept both regular-season meetings against all nine opponents in the BIG EAST at least once since the league's reconfiguration in 2013-14.

Besides Creighton, the only other school that can claim that is Villanova.

Since the league's reconfiguration only two teams have won both regular-season meetings in the same year against Villanova even once.

Creighton did it in 2013-14, while Butler did so in 2016-17.

Midterm Report

Creighton started 6-3 in the BIG EAST, owning a winning percentage over .500 at the midway point in league play for the 22nd time in the past 24 seasons.

Entering this season Creighton has gone 5-4 or better in the second half of league action in 20 of the last 24 years.

Entering this season Creighton has made the postseason each of the 20 most recent times it's been 5-4 or better at the midway point, and missed one of the two times it wasn't in that span.

Here's how Creighton's teams have fared in the various halves of the MVC/BIG EAST season since 1995-96.

Year	1st Half	2nd Half
2019-20	6-3	6-2 so far
2018-19	4-5	5-4
2017-18	6-3	4-5

2016-17	6-3	4-5
2015-16	5-4	4-5
2014-15	1-8	3-6
2013-14	8-1	6-3
2012-13	7-2	6-3
2011-12	8-1	6-3
2010-11	5-4	5-4
2009-10	5-4	5-4
2008-09	5-4	9-0
2007-08	5-4	5-4
2006-07	6-3	7-2
2005-06	7-2	5-4
2004-05	5-4	6-3
2003-04	7-2	5-4
2002-03	8-1	7-2
2001-02	8-1	6-3
2000-01	5-4	9-0
1999-00	5-4	6-3
1998-99	6-3	5-4
1997-98	5-4	7-2
1996-97	5-4	5-4
1995-96	4-5	5-4
Total	142-83 (.631)	141-83 (.629)

Multiple Choices

Creighton had five men score in double-figures on in BIG EAST road wins at Xavier (Jan. 11), at DePaul (Jan. 22) and at No. 10 Seton Hall (Feb. 12), as well as six double-figure scorers on Feb. 8 vs. St. John's

The Bluejays have had five or more men score 10 or more points in the same game eight times this year.

Creighton has won 13 straight games when five or more players score in double-digits.

CHI Health Center Omaha Dramatics

Marcus Zegarowski's go-ahead three-pointer with 3.2 seconds left on Jan. 18th helped beat Providence, and was the latest game-winner in a Bluejay win at home since some heroics from **Doug McDermott** against St. John's in 2014.

It was the third time in the last five Omaha meetings between Creighton and Providence that has seen a game-winner in the final five seconds.

Before Jan. 18th, Creighton's last win at any site when trailing by five or more points in the final 90 seconds of regulation or an overtime was on March 18, 2008 vs. Rhode Island.

Creighton is now 8-8 in games with a game-winning go-ahead score in the final 10 seconds at CHI Health Center Omaha, which opened in the fall of 2003.

Creighton's Go-Ahead Scores in Wins at CHI Health Center Omaha, Last 10 Seconds				
Date	Opponent	Score	Player/Score	Time
11/26/05	Dayton	W 91-90*	Funk FG	:5.7
01/28/06	Wichita St.	W 57-55	Tolliver FG	:0.0
11/25/06	George Mason	W 58-56	Watts FT	:7.5
03/18/08	Rhode Island	W 74-73	Witter 3FG	:3.2
01/13/10	Southern Illinois	W 71-69	Young FG	:1.3
02/18/12	Long Beach St.	W 81-79	Young FG	:0.3
01/28/14	St. John's	W 63-60	McDermott 3FG	:2.8
01/18/20	Providence	W 78-74	Zegarowski 3FG	:3.2

*double-overtime

Opponent Go-Ahead Scores in CU Losses at CHI Health Center Omaha, Last 10 Seconds				
Date	Opponent	Score	Player/Score	Time
03/20/06	Miami (Fla.)	L 53-52	G. Diaz FT	:2.6
01/20/07	Southern Illinois	L 58-57	B. Mullins FG	:4.1
01/10/15	#19 Seton Hall	L 68-67	S. Gibbs 3FG	:2.2
02/16/15	#19 Butler	L 58-56	R. Jones FG	:1.9
03/07/15	Xavier	L 74-73	D. Davis FT's	:6.3
01/12/16	#12 Providence	L 50-48	K. Dunn FG	:0.0

02/22/17	Providence	L 68-66	K. Cartwright 3FG	:2.4
02/10/18	#5 Xavier	L 71-72	Q. Goodin FT's	:0.3

Sweet Home (Away From Home) Chicago

Creighton has won at DePaul each of the last seven seasons (including 2019-20), just the second different opponent in program history that the Jays have beaten on the road in seven or more consecutive campaigns.

Creighton also beat Grinnell in seven straight seasons from 1929-30 to 1935-36.

Since the BIG EAST reconfigured, the only other road team to be unbeaten against another league foe is Villanova at DePaul.

Pink Out Sets Records

In addition to bringing nationwide attention to the fight against cancer during the January 26th Creighton vs. Cancer Pink Out, the Bluejays also raised \$60,000 (nearly \$32,000 in the jersey auction and more than \$28,000 via in-person donations or on-line).

Nationally, the Suits and Sneakers fundraising campaign has raised nearly \$115,000 in the last few weeks. More than half of that has come in support of the Creighton vs. Cancer Pink Out.

Additional donations are still being accepted at GoCreighton.com/HopeLodge.

McDermott Climbs BIG EAST Charts

Greg McDermott owns 68 career regular-season BIG EAST wins, which ranks 19th in league history. He is one behind former Marquette coach **Buzz Williams** for 18th place.

Of the 25 men with 50 or more regular-season BIG EAST wins, McDermott's .544 win percentage in league play ranks 15th-best, trailing only **Jamie Dixon**, **Jay Wright**, **Jim Boeheim**, **Rick Pitino**, **Lou Carnesecca**, **John Thompson Sr.**, **Buzz Williams**, **Chris Mack**, **Jim Calhoun**, **Mike Brey**, **Mike Jarvis**, **Rollie Massimino**, **John Thompson Jr.** and **Steve Lappas**.

McDermott Earned 500th Career Win

Greg McDermott earned his 500th career victory as a head coach during the Jan. 11 game at Xavier. He's won 50 or more games at four different schools. His 500th win came in his 808th game, and his 26th season as a head coach.

McDermott then received a standing ovation on Jan. 18 when he was recognized for the achievement prior to CU's next home game.

Including McDermott, only 28 active Division I men's coaches own 500 or more career victories.

Greg McDermott's Milestone Victories

Date	Career W-L	Opponent & Site	Score
01/14/00	100-50	Moorhead State at WSC	92-59
11/23/05	200-117	UNI at Western Michigan	69-63
03/15/11	300-209	San Jose State at CU	85-74
02/24/15	400-248	CU at DePaul	75-62
01/11/20	500-308	CU at Xavier	77-65

Most Career Wins Among Active Division I Coaches (Through March 4, 2020)

Rank	W-L	Coach, Current School
1.	1156-350	Mike Krzyzewski, Duke
2.	963-398	Jim Boeheim, Syracuse
3.	884-251	Roy Williams, North Carolina
4.	880-372	Bob Huggins, West Virginia

5.	779-517	Cliff Ellis, Coastal Carolina

25.	524-203	Gregg Marshall, Wichita State
26.	510-311	Greg McDermott, Creighton
	510-371	Jeff Jones, Old Dominion

Dynamic Duo of Denzel and Damien

Since **Denzel Mahoney** became eligible prior to the Dec. 17 game vs. Oklahoma, both Mahoney and **Damien Jefferson** have played a key part of CU's success.

In those 20 contests, Jefferson has averaged 10.5 points and 5.9 rebounds per game, while Mahoney checks in at 11.8 points and 3.3 rebounds per contest.

Jefferson has scored nine or more points in 14 of the last 19 games, while Mahoney has reached double-figures in 13 of his 20 contests.

Jefferson was 6-for-6 from the field on Jan. 22 at DePaul. It was the most attempts by a Creighton player without a miss since **Jacob Epperson** was 7-for-7 on Feb. 17, 2018 vs. Marquette.

Eight Was Enough

Creighton had an eight-game winning streak snapped at Butler on January 4th, the program's longest since starting the 2016-17 campaign with a 13-0 record. It was CU's sixth different win streak of eight or longer under **Greg McDermott**.

During the win streak, **Marcus Zegarowski** averaged 19.9 points and 5.6 assists per game, making him one of five Bluejays averaging in double-figures. **Ty-Shon Alexander** topped CU with 7.3 rebounds per game in that time.

Each of Creighton's last six times that Creighton has had a win streak of seven or longer, that Bluejays team has reached the NCAA Tournament at year's end.

Longest Creighton Win Streaks Under McDermott

Wins	Dates	Snapped By
13 - Nov. 11 - Dec. 28, 2016		#1 Villanova, 80-70
11 - Dec. 31, 2011 - Feb. 1, 2012		at Northern Iowa, 65-62
11 - Dec. 1, 2012 - Jan. 15, 2013		at Wichita State, 67-64
10 - Dec. 3, 2013 - Jan. 14, 2014		at Providence, 81-68
8 - Feb. 14 - March 16, 2012		vs. #4 North Carolina, 87-73
8 - Nov. 29, 2019 - Jan. 1, 2020		at #11 Butler, 71-57
7 - Nov. 11 - Dec. 4, 2011		at Saint Joseph's, 80-71

McDermott Still Getting Buckets

Creighton great **Doug McDermott** is midway through his second season in Indianapolis as a member of the Pacers, and sixth campaign in the NBA.

McDermott ranks sixth in NCAA history with 3,150 career points following a Creighton career (from 2010-14) that saw him become the first three-time First Team All-American since **Patrick Ewing** and **Wayman Tisdale** in the early 1980s.

In the Pacers' Jan. 4 game at Atlanta, McDermott joined **Pete Maravich**, **Hersey Hawkins**, **Freeman Williams** and **Lionel Simmons** as the only players to ever score 3,000 career points at both the NBA and at the Division I level.

Preseason BIG EAST Poll

Creighton was picked seventh in the preseason BIG EAST Conference poll that was selected via a vote of league coaches.

Seton Hall edged Villanova by one point to be named league favorites for the first time since 1992-93, as both the Pirates and Wildcats garnered five first place votes.

Xavier was third, with Marquette and Providence tying for fourth place. Georgetown was tabbed sixth, just ahead of Creighton, while Butler, St. John's and DePaul round out the poll.

Seton Hall standout **Myles Powell** was named Preseason BIG EAST Player of the Year, and was joined on the Preseason All-BIG EAST Team by **Ty-Shon Alexander** (Creighton), **Kamar Baldwin** (Butler), **Alpha Diallo** (Providence), **Markus Howard** (Marquette) and **Naji Marshall** (Xavier).

In nine previous seasons under **Greg McDermott**, Creighton has exceeded its pre-season poll placement on four occasions, matched its expectation four times, and in 2011-12 were picked first in the MVC but finished second. Creighton has met or exceeded its preseason BIG EAST prognostication every year since joining the league, as seen below:

Creighton's BIG EAST Preseason Poll History				
Year	Preseason	Actual	Preseason All-BIG EAST	
2013-14	3rd	2nd	Doug McDermott (1st)	
2014-15	9th	T-9th	-	
2015-16	9th	6th	-	
2016-17	3rd	T-3rd	Maurice Watson Jr. (1st); Marcus Foster (HM)	
2017-18	5th	T-3rd	Marcus Foster (1st); Khyri Thomas (HM)	
2018-19	9th	T-3rd	Martin Krampelj (HM)	
2019-20	7th	TBD	Ty-Shon Alexander (1st)	

Mintz To Redshirt

Senior guard **Davion Mintz** will redshirt during the 2019-20 season, head coach **Greg McDermott** announced following the team's Dec. 28 victory over Midland.

Mintz suffered a high-ankle sprain in late October and only recently returned to live drills in practice.

Mintz entered the 2019-20 season having made 59 straight starts and with team-highs among active players in career starts (79), games played (97), assists (259) and steals (69).

Turn This Over

The Midland game saw three different Bluejays finish with at least five assists and no turnovers, as **Shereef Mitchell** (6/0), **Marcus Zegarowski** (6/0) and **Mitch Ballock** (5/0) all did it.

It's the first time in **Greg McDermott's** 10-year tenure that three different Bluejays had five or more assists without a turnover in the same game, and also the first time under McDermott that multiple Bluejays had six assists and no turnovers in the same game.

In fact, Creighton's starting line-up combined for 20 assists without a turnover in the victory.

The performance made Creighton the nation's first team this season to score 90+ points in a game with two turnovers or less. It was just the 10th time in the past 10 seasons it's happened.

Go Big Or Go Home

Creighton owned four regular-season non-conference wins this winter from teams that are in the Big Ten, BIG EAST, Atlantic Coast, Southeastern, Big 12 or Pac-12 Conferences.

It's just the third time since CU dropped its independent status in 1977 that the Bluejays have picked up four such wins in the same winter. The 2016-17 club had six such wins, while the 2012-13 squad also had four.

After going 22-12 in such games under **Dana Altman** from 1994-2010, Creighton is 28-12 under **Greg McDermott**.

Here's a list of Creighton's yearly regular-season non-conference records in the past 25 seasons against teams from those top leagues:

Year	W-L	Major Conference Victories
1994-95	0-2	-
1995-96	0-1	-
1996-97	1-3	Florida
1997-98	1-1	Nebraska
1998-99	3-1	Iowa, Baylor, Oklahoma State
1999-00	3-0	Iowa, Baylor, Nebraska
2000-01	2-0	Providence, Nebraska
2001-02	1-0	Nebraska
2002-03	2-0	Notre Dame, Nebraska
2003-04	1-0	Nebraska
2004-05	3-0	Missouri, Ohio State, Nebraska
2005-06	1-1	Nebraska
2006-07	0-1	-
2007-08	2-0	DePaul, Nebraska
2008-09	1-1	DePaul
2009-10	1-1	Nebraska
2010-11	0-3	-
2011-12	3-0	Iowa, Nebraska, Northwestern
2012-13	4-0	Wisconsin, Arizona State, Nebraska, Cal
2013-14	3-0	Arizona State, Nebraska, Cal
2014-15	2-1	Oklahoma, Nebraska
2015-16	2-3	Rutgers, Nebraska
2016-17	6-0	Wisconsin, Washington St., NC St., Ole Miss, Nebraska, Arizona St.
2017-18	3-1	Northwestern, UCLA, Nebraska
2018-19	1-3	Clemson
2019-20	4-1	Texas Tech, Nebraska, Oklahoma, Arizona St.

The 10 Wins of Christmas

Creighton went 10-2 prior to Christmas, the seventh time in program history that CU had picked up 10 or more wins by December 25th.

Five of those occasions have taken place under **Greg McDermott**.

Each of the previous six times it's been done, Creighton won at least 21 games that year. All but one of those teams reached the NCAA Tournament and all but two clubs also won a postseason contest.

Most Wins by December 25th			
W-L	Season	Final W-L	Postseason?
10-1	1963-64	22-7	NCAA (1-2)
10-2	2008-09	27-8	NIT (1-1)
10-1	2011-12	29-6	NCAA (1-1)
11-0	2012-13	28-8	NCAA (1-1)
12-0	2016-17	25-10	NCAA (0-1)
10-2	2017-18	21-12	NCAA (0-1)
10-2	2019-20	TBD	TBD

December To Remember

Creighton went 6-0 in the month of December, its first unbeaten December since the 2012-13 team.

Each of CU's last two teams (2008-09 and 2012-13) to go unbeaten in December also won their regular-season league title.

Christian Puts In Work Before Christmas

After a first half that saw him fail to record a point, rebound or blocked shot vs. Arizona State, sophomore **Christian Bishop** came up big in the second half against the Sun Devils.

Bishop had 12 points, nine rebounds and two

blocked shots after halftime, helping Creighton to overcome a halftime deficit in the 67-60 win.

Bishop is the first Bluejay with a half of at least 12 points, nine rebounds and two blocked shots since **Gregory Echenique** had 13 points, 12 rebounds and four blocks before halftime vs. Houston Baptist on Dec. 17, 2011.

Creighton has not had a player post a double-double in the same half since **Doug McDermott** had 17 points and 10 rebounds in the first half of a win on March 21, 2014 vs. Louisiana-Lafayette.

Mahoney Makes Debut

The Dec. 17 win vs. Oklahoma marked the first appearance in a Creighton uniform for **Denzel Mahoney**, who gained his eligibility after CU's first semester concluded.

Mahoney didn't start for the first time in 65 contests as a collegian, but didn't have to wait long. He checked in just 18 seconds into the game after an early foul on **Christian Bishop** and drained his first three-pointer as a Bluejay just more than two minutes later. Mahoney finished the game with 14 points, one rebound, one assist and a steal in 29 minutes of action.

Mahoney averaged 19.3 points and 5.1 rebounds per game the last time he was on the court during the 2017-18 season at Southeast Missouri State.

In two seasons with the Redhawks from 2016-18, Mahoney scored 1,091 points and grabbed 298 rebounds. He made 121 three-pointers while connecting at a 39.5 percent clip and also sank 314-of-380 free throw attempts (82.6 percent).

Mahoney is the sixth player in **Greg McDermott's** 10 seasons to make his Creighton debut with 14 points or more. Of those men, only **Marcus Foster** also had 14 points or more in his next game, as well.

Mahoney, who scored in double-figures each of his first four games as a Bluejay, joined **Foster** (8), **Doug McDermott** (8) and **Justin Patton** (8) and **Maurice Watson Jr.** (5) as the only Bluejays to post 10 or more points in each of their first four games (or longer) under **Greg McDermott**.

Getting Defensive

Creighton has held 11-of-30 opponents under 40 percent this season after doing it a total of seven times in 35 games a year ago.

Creighton is 94-17 (.847) under **Greg McDermott** all-time when holding foes under 40 percent marksmanship.

Last season Creighton ranked 286th in opponents' field goal percentage (.457). This year's team is holding foes to 41.9 percent shooting (its' best since .407 in 2012-13), a figure that ranks 121st-best nationally.

The best finish by one of McDermott's Creighton teams in field goal percentage defense is 77th by the 2012-13 club.

Ballock For 3, Blocks That Is

Including a career-high three blocked shots on December 7th vs. Nebraska, **Mitch Ballock** ranks third on the Creighton team with 10 swats this season.

Ballock is the first Bluejay with both three blocked shots and three made three-pointers in

the same game since **Kenny Lawson Jr.** had three blocks and three treys vs. Missouri State on March 24, 2010. That game was also the final one of the Creighton sideline for **Dana Altman**.

Only two players in program history have ever made 50 three-pointers while blocking more than 10 shots in a season. **Kyle Korver** did it three times (129/23 in 2002-03; 76/16 in 2001-02; 100/14 in 2000-01) and **Rodney Buford** (58/18 in 1996-97).

Ballock currently owns 91 trifectas and 10 blocked shots.

What A Line -- 30-6-9

Marcus Zegarowski had 30 points, nine rebounds and six assists in Creighton's 95-76 win over Nebraska on Dec. 7th.

The 30 points were the second-highest figure of his career, the six assists tied a season-high, and his nine rebounds were a career-best.

He's the first Bluejay with at least 30 points, nine rebounds and six assists in the same game since at least 1979-80.

Zegarowski is just the fourth Creighton player with a game of at least 30 points and nine rebounds in the same game under **Greg McDermott**, joining **Cole Huff**, **Kenny Lawson Jr.** and **Doug McDermott** (11x).

Zegarowski is also just the second Creighton player under **Greg McDermott** with a game of at least 30 points and six assists, joining **Marcus Foster** vs. Georgetown (35 points, 6 assists) on Feb. 19, 2017.

Zegarowski is one of five players in the nation with a 30/9/6 game this season, and the only man in the last 10 years to do it without attempting a free throw.

Zegarowski had 20 points, eight rebounds and a then-season-high seven assists vs. Oklahoma on Dec. 17, the first Bluejay with those numbers in the same game since **Ryan Sears** had 25 points, eight rebounds and eight assists vs. Southern Illinois on Jan. 8, 2000.

More Z's Please

Marcus Zegarowski is currently leading Creighton with 5.0 assists per game and second with 15.9 points per game.

Creighton hasn't had a player average more than 15 points and 3.5 assists per game for a full season since **Vernon Moore** (21.0 ppg., 5.0 apg.) in 1984-85.

Zegarowski's 10 assists at DePaul on Jan. 22 tied his career-high, first done against DePaul on March 9, 2019.

Birds of Trey

Creighton's backcourt features three of the nation's best shooters, as **Ty-Shon Alexander**, **Mitch Ballock** and **Marcus Zegarowski** have combined to shoot 239-for-576 (41.5 percent) as a group from deep.

Alexander, Ballock and Zegarowski are one of two trios in the country with 70 or more three-pointers through games of March 4th, joining North Florida. When CU defeated North Florida on Nov. 22nd, Creighton's trio shot 10-for-20 from deep, while the UNF trio shot 4-for-21 from down-

town.

Creighton is 21-3 all-time when Alexander, Ballock and Zegarowski all score in double-figures, including a 14-1 mark this winter with 14 straight victories.

NCAA Hosts

Creighton will host the First and Second Round of the 2020 NCAA Men's Basketball Tournament at CHI Health Center Omaha on March 20 & 22.

It's the fifth time since 2008 that Omaha has been selected to host, joining 2008 (1st Weekend); 2012 (1st Weekend); 2015 (1st Weekend); 2018 (Regionals) and 2020 (1st Weekend).

Taking out Dayton, which annually hosts the First Four, CHI Health Center Omaha will host more NCAA Tournament games from 2008-20 than any other venue. In addition, CHI Health Center Omaha will host five different years in that span, which trails only Lucas Oil Stadium in Indianapolis from 2008-20.

Most NCAA Tournament Games Hosted, 2008-20

Rk.	G	Venue	City
1.	27	CHI Health Center Omaha	Omaha, NE
2.	24	Spokane Veterans Memorial Arena	Spokane, WA
3.	21	Spectrum Center	Charlotte, NC
4.	21	Vivint Smart Home Arena	Salt Lake City, UT
5.	18	17 venues	

**does not include First Four site Dayton, OH*

Most Different Years as a Tourney Host, 2008-20

Rk.	Yrs.	Venue	City
1.	6	Lucas Oil Stadium	Indianapolis, IN
2.	5	CHI Health Center Omaha	Omaha, NE
	5	NRG Stadium	Houston, TX
	5	Honda Center	Anaheim, CA
5.	4	7 venues	

**does not include First Four site Dayton, OH*

Sophomore Scorer

Sophomore guard **Marcus Zegarowski** is averaging 15.9 points per game, quite an accomplishment for a guy who never scored more than 17 points in any game against a Division I opponent a season ago.

Here's a list of Creighton's top 10 sophomore scorers in the past 50 seasons:

Most Points/Game, CU Sophomores Since 1969-70

PPG	Name	Year
22.9	Doug McDermott	2011-12
19.6	Rodney Buford	1996-97
16.8	Rick Apke	1975-76
16.7	Bob Harstad	1988-89
16.2	Benoit Benjamin	1983-84
15.9	Marcus Zegarowski	2019-20
15.8	Gene Harmon	1971-72
15.7	Ty-Shon Alexander	2018-19
15.3	Chad Gallagher	1988-89
14.6	Kyle Korver	2000-01

Triple Trouble

During Creighton's current streak of 881 straight games with a three-pointer, the Jays have drained 6,923 trifectas, an average of 7.86 treys per game.

That's not surprising since during the streak, Creighton has made exactly 7 three-pointers 134 times, more than any figure.

Only four times in the streak has Creighton made just one three-pointer, but on 244 occasions the Bluejays have made 10 or more trifectas, including three games of 20 or more.

Creighton has also made at least one three-pointer before halftime in 252 consecutive contests (since 0-7 at Drake on 1/23/13).

The Bluejays are also 22-1 this year when making eight or more three-pointers, compared to a 1-6 mark when making seven treys or fewer.

Team 3FG Made During Creighton's 3-Point Streak

1: 4 times	2: 15 times	3: 31 times
4: 70 times	5: 95 times	6: 90 times
7: 134 times	8: 113 times	9: 85 times
10: 72 times	11: 50 times	12: 47 times
13: 41 times	14: 15 times	15: 7 times
16: 6 times	17: 2 times	19: 1 time
20: 1 time	21: 1 time	22: 1 time

Release, Rotation, Splash, Repeat

Creighton has made at least one three-pointer in 881 straight games since a 59-53 loss at Illinois State on Feb. 20, 1993. The streak is the nation's 16th-longest active streak.

Creighton's last win without making a three-point basket came on March 3, 1991 when the Jays went 0-for-2 from three-point range in a 71-66 win over Southern Illinois in the championship game of the MVC Tournament.

Below is a list of the nation's longest active three-point streaks.

Longest Active 3-Point Streaks (through 3/4)

Rk.	Streak	School	Next Game
1.	1,101	UNLV	3/5
2.	1,089	Duke	3/7
3.	1,041	Arkansas	3/7
4.	1,035	Western Kentucky	3/7
5.	1,024	East Tennessee State	3/7
6.	1,012	Pacific	3/7
7.	1,000	Oakland	3/5
8.	995	Texas	3/7
9.	956	Princeton	3/6
10.	945	Marshall	3/7
11.	932	Baylor	3/7
12.	917	Gonzaga	3/9
13.	907	Long Island	3/7
14.	888	Mount St. Mary's	Season Over
15.	884	Cornell	3/6
16.	881	Creighton	3/7
17.	875	Tennessee State	3/5
18.	871	East Carolina	3/8

Home Run

Since **Greg McDermott** took over in 2010, Creighton is averaging 81.15 points per home game (14,444 points in 178 home games), a figure that climbs to 84.99 points in non-conference home games (7,564 points in 89 home games).

Creighton is 115-5 all-time at CHI Health Center Omaha when scoring 80 or points.

Sophomore Scorers

Marcus Zegarowski scored a career-high 32 points in the Nov. 29 victory over Texas Tech, becoming the latest Bluejay sophomore to pile up the points. He then added 30 points on Dec. 7 vs. Nebraska.

Each of the last three Creighton players to score 30 or more points have done it as a sophomore. Besides Zegarowski vs. Texas Tech and Nebraska, **Mitch Ballock** had 39 points vs. DePaul last season, and **Ty-Shon Alexander** added 36 vs. No. 16 Clemson on Nov. 21, 2018.

In addition to Zegarowski, Ballock and Alexander, one other player on the Bluejay roster has scored 30 or more points. That player is **Denzel Mahoney**,

who scored 30+ points twice as a sophomore at Southeast Missouri State in 2017-18, and once as a freshman in 2016-17 with the Redhawks.

Creighton's last non-sophomore to score 30 points or more was then-senior **Marcus Foster's** 32 points vs. UT Arlington on Dec. 18, 2017.

Australia Recap

Creighton got a head start on the 2019-20 season with a trip to Australia from August 1-13. The Bluejays spent the majority of their time in Sydney, Cairns and the Gold Coast, and went 2-1 in three games while Down Under.

Five men averaged in double-figures in CU's three games, led by **Mitch Ballock** (18.3 ppg.), **Christian Bishop** (15.7 ppg.) and **Davion Mintz** (13.3 ppg.).

Among the activities on the adventurous trip were climbing the Sydney Harbour Bridge, SCUBA diving and snorkeling along the Great Barrier Reef, a visit to Hartley's Crocodile Farm, zip lining and a high ropes course at the Tree Top Challenge and whitewater rafting.

For photos, videos and diaries from the trip, visit <https://gocreighton.com/JaysDownUnder>.

Foreign Tours Lead To Early Success

Creighton is coming off a trip to Australia in August, which it hopes will prepare the team for success as past trips have done.

This year's team is off to a 23-7 start after going to Australia in August.

A 2015 trip to Italy helped the Bluejays start the season 5-1.

A 2011 trip to the Bahamas helped get the Bluejays ready for a 7-0 start.

A 2007 trip to Canada paid dividends as Creighton started 5-0.

In 2003, the Bluejays also went to Canada and started the subsequent season 12-0.

Where In The World Is Ty-Shon Alexander?

Basketball took **Ty-Shon Alexander** all over the globe this summer.

The Charlotte, N.C., native stayed in Omaha for much of the summer before heading to the **Chris Paul** CP3 Elite Guard Camp in mid-July in Winston-Salem, N.C. Alexander then went to Providence, R.I., for USA Basketball training camp from July 21-26.

The team, which consisted solely current and former of BIG EAST players, then departed for Lima, Peru, where it played five games in five days from July 31-Aug. 4 and won the bronze medal.

Alexander then boarded a plane in Lima and flew nine hours to Los Angeles, Calif., where he had about two hours to change terminals and get through customs to board a 15 hour flight from Los Angeles to Sydney, Australia.

Upon arriving in Sydney, the jet-lagged junior once again had to clear customs and met the Creighton team at the gate as it was boarding a three-hour flight to Cairns.

Not surprisingly, minutes for a tired and travel-weary Alexander were closely monitored during the team's final two games in Australia.

Alexander Gets Preseason Hype

League coaches didn't give **Ty-Shon Alexander** anything more than Honorable Mention All-BIG EAST acclaim following last season, but don't tell that to the publishers of *Street & Smith's*.

The magazine named Alexander as a Preseason Second Team All-American in its annual basketball issue.

Alexander was also named to the John R. Wooden Award Preseason Watch List, the Jerry West Shooting Guard of the Year Award Watch List and was a Preseason First Team All-BIG EAST choice.

Big Deficits, No Big Deal

Creighton owns 20 victories under **Greg McDermott** after trailing by double-figures at some point, none larger than the 18-point deficit the Bluejays overcame against then-No.18 Oklahoma on Nov. 19, 2014. Ten of those 20 comebacks have come away from home.

Creighton's largest comeback to win this season is nine, as the Jays overcame an early 17-8 hole to defeat North Florida on Nov. 24.

Creighton owns 11 victories since 2000 in which it has won after overcoming a deficit of 15 points or more, as seen below:

Overcoming Double-Digit Deficits, CU Since 2000		
Deficit	Opponent	Date
19	Wichita State	01/28/06
18	#17 Western Kentucky	11/27/01
18	#18 Oklahoma	11/19/14
17	Missouri State	02/12/03
17	DePaul	11/09/07
17	Rhode Island	03/18/08
17	at San Diego State	11/30/11
16	TCU	01/26/03
16	at Drake	02/04/06
16	New Mexico	11/16/08
16	at Evansville	02/16/13
15	Wichita State	02/02/08

Getting Votes A Good Sign

Creighton received four votes in the *Associated Press* preseason poll, good for 40th place.

It's the fifth time that Creighton has picked up votes in the preseason poll under **Greg McDermott**. Each of the first four times that's happened, the Bluejays would finish top three in the league, reach the finals of the conference tournament, and play in the NCAA Tournament.

Preseason Poll Votes Under Greg McDermott			
Year	Preseason Rank	League Finish	NCAA's?
2011-12	34th	2nd, MVC	Yes
2012-13	16th	1st, MVC	Yes
2013-14	27th	2nd, BIG EAST	Yes
2016-17	22nd	T-3rd, BIG EAST	Yes
2019-20	40th	TBD	TBD

#ProJays

Creighton has five NBA players on NBA contracts as **Kyle Korver** (Milwaukee Bucks), **Anthony Tolliver** (Memphis Grizzlies), **Doug McDermott** (Indiana Pacers), **Justin Patton** (Oklahoma City Thunder), **Dallas Mavericks** and **Milwaukee Bucks**) and **Khyri Thomas** (Detroit Pistons) have all been with NBA organizations.

Including 2019-20, Creighton has now had an NBA player in 36 of the last 37 years.

Korver ranks fourth in NBA history with 2,428 three-pointers and is ninth in league history with

42.84 percent marksmanship from three-point range. He set a single-season NBA mark that still stands with his 53.6 percent shooting from three-point range in 2009-10, and is the only player in league history to lead the NBA in three-point percentage four times. Korver is shooting 40.7 percent from three-point range this season and averages 6.4 points per game. Korver became Creighton's all-time leading scorer in NBA play on January 14 vs. New York with a three-pointer to surpass **Paul Silas'** previous high of 11,782 points.

Tolliver is averaging 3.5 points and 2.9 rebounds per game this season. He was traded from Portland to Sacramento on January 18th. His contract was bought out on Feb. 29 and on March 2 he joined the Memphis Grizzlies.

McDermott is in his sixth season in the NBA, and second with the Indiana Pacers. He is averaging 10.4 points and 2.5 rebounds per game this year while shooting 44.5 percent from three-point range (fifth-best in the NBA this season). He also ranks 19th in NBA history in career three-point percentage (.4134). On January 4, 2020, McDermott joined **Lionel Simmons, Hersey Hawkins, Freeman Williams** and **Pete Maravich** as the only men to score 3,000 or more points in the NBA and at the Division I level.

Patton has spent time in six organizations since being the 16th pick in the 2017 NBA Draft by the Chicago Bulls. He signed with the Thunder in August and played in five games this season for Oklahoma City, averaging 1.8 points per game in limited minutes. He was traded on January 24th to the Dallas Mavericks organization, then released, and cleared waivers before signing with the Wisconsin Herd, the G-League affiliate for the Milwaukee Bucks.

Thomas was the 38th pick in the 2018 NBA Draft by the Philadelphia 76ers before being traded minutes later to the Detroit Pistons. Thomas was a two-time BIG EAST Defensive Player of the Year who has played in six games this winter for Detroit, but underwent foot surgery on Nov. 13th and has seven points in limited action.

Downtown Duo

Creighton is one of two schools that return a pair of players who each made 95 or more three-pointers at their current school last season, joining UTSA.

Creighton's **Ty-Shon Alexander** drained 97 triples last year, two more than **Mitch Ballock's** 95.

UTSA's dynamic duo includes **Keaton Wallace** (121) and **Jhivvan Jackson** (104).

Creighton made a school-record 372 three-pointers a year ago, which ranked tied for fifth nationally.

CHI Health Center Omaha Success

Creighton has played 292 regular and postseason contests at CHI Health Center Omaha all-time in the 17-year-old facility.

The Bluejays own a 242-51 (.826) record all-time at the facility, and have never lost there on a Friday (19-0).

Creighton's Nov. 25, 2017 win over SIU Edwardsville was the program's 200th at the facility, coming in its 242nd home game. CU's 100th win

came on Nov. 17, 2010, a 63-58 win over Louisiana.

Creighton has outscored its opponents 22,938-19,223 in games at CHI Health Center Omaha, an average margin of 12.68 points per game. Creighton has not trailed 84 different times.

Creighton is also 28-30 all-time in the 58 games at the arena in which it's fallen behind by double-figures at any point, 7-11 when down by 10+ points at halftime in the facility, and 35-25 when trailing at halftime at CHI Health Center Omaha.

Creighton is 145-33 (.815) at CHI Health Center Omaha under **Greg McDermott**, including an 83-6 record vs. non-conference teams.

Factor in a 17-0 home mark at the Omaha Civic Auditorium in 2002-03 and two wins at the Civic in the 2010 CIT, and the Bluejays are 261-51 (.837) at home since the start of the 2002-03 campaign.

Top-20 Crowds

Here's a look at Creighton's top-20 home crowds all-time, which features five games from last year. Last season's Gonzaga game ranks fifth on that list, and was the best-attended non-conference home game in program history.

Rank	Att.	Opponent	Date
1.	18,868	Providence	03/08/14
2.	18,859	Georgetown	01/25/14
3.	18,831	#1 Villanova	12/31/16
4.	18,797	#6 Villanova	02/16/14
5.	18,759	#1 Gonzaga	12/01/18
6.	18,742	Seton Hall	02/23/14
7.	18,735	Wichita State	02/11/12
8.	18,613	Wichita State	03/02/13
9.	18,525	Marquette	12/31/13
10.	18,518	Georgetown	01/27/18
11.	18,495	Marquette	02/17/18
12.	18,494	Illinois State	02/09/13
13.	18,458	Evansville	12/29/12
14.	18,436	Bradley	01/28/12
15.	18,323	DePaul	02/07/14
16.	18,321	#3 Villanova	02/24/18
17.	18,257	#5 Xavier	02/10/18
18.	18,191	DePaul	02/27/18
19.	18,160	Central Arkansas	11/14/14
20.	18,148	#21 Butler	02/23/20

BIG EAST Playing Big

Though the BIG EAST may not be considered of the traditional "Football 5" Conferences due to its lack of big time football, the performance of the league has been big time for a long time.

The league has owned a top-five RPI in the NCAA RPI rankings (per **WarrenNolan.com**) in every season since 2000-01, as seen below:

BIG EAST in Conference RPI Rankings	
2000-01:	3rd
2001-02:	3rd
2002-03:	5th
2003-04:	4th
2004-05:	2nd
2005-06:	3rd
2006-07:	5th
2007-08:	5th
2008-09:	4th
2009-10:	3rd
2010-11:	1st
2011-12:	2nd
2012-13:	2nd
2013-14:	4th
2014-15:	3rd
2015-16:	4th
2016-17:	3rd
2017-18:	2nd
2018-19:	5th
2019-20:	1st

Creighton's History in the Associated Press Poll (119-46)

Rank	Date	Opponent	Result
Week of February 12th, 1974 (Ranked 17th, but no games played)			
Week of February 19th, 1974			
15	2/19/74	at UC Irvine	W 83-52
15	2/22/74	at Hawaii	W 63-59
15	2/23/74	at Hawaii	L 60-61
Week of February 26th, 1974			
16	3/4/74	#14 South Carolina	L 69-78
Week of March 5th, 1974			
19	3/9/74	vs. Texas	W 77-61
Week of March 12th, 1974			
19	3/14/74	vs. #14 Kansas (NCAA)	L 54-55
19	3/16/74	vs. #16 Louisville (NCAA)	W 80-71
Week of February 4th, 1975			
18	2/9/75	UC Santa Barbara	W 72-61
Week of February 11th, 1975			
20	2/11/75	Nebraska Omaha	W 62-53
20	2/15/75	at Oklahoma City	W 68-56
20	2/17/75	St. Thomas (Minn.)	W 90-54
Week of February 18th, 1975			
14	2/22/75	Air Force	W 76-53
Week of February 25th, 1975 (Ranked 13th, but no games played)			
Week of March 4th, 1975			
13	3/3/75	at Southern Illinois	L 47-53
13	3/8/75	#5 Marquette	L 60-64
Week of December 9th, 2002			
23	12/14/02	Tennessee Tech	W 101-72
Week of December 16th, 2002			
20	12/16/02	Delaware State	W 68-48
20	12/21/02	at Nebraska	W 81-73
Week of December 23rd, 2002			
18	12/29/02	Southeast Missouri State	W 93-70
Week of December 30th, 2002			
15	12/31/02	at #19 Xavier	L 73-75
15	1/5/03	Drake	W 84-63
Week of January 6th, 2003			
16	1/8/03	at Bradley	W 65-58
16	1/11/03	at Illinois State	W 76-57
Week of January 13th, 2003			
13	1/15/03	Evansville	W 93-56
13	1/18/03	Southern Illinois	W 85-76
Week of January 20th, 2003			
10	1/20/03	Illinois State	W 95-82
10	1/23/03	at Evansville	L 66-74
10	1/26/03	TCU	W 89-79
Week of January 27th, 2003			
16	1/27/03	at Indiana State	W 74-46
16	2/1/03	at Drake	W 88-68
Week of February 3rd, 2003			
13	2/4/03	Northern Iowa	W 84-75
13	2/8/03	Bradley	W 88-65
Week of February 10th, 2003			
12	2/12/03	Missouri State	W 70-67 (OT)
12	2/15/03	at Wichita State	L 74-80
Week of February 17th, 2003			
17	2/19/03	Indiana State	W 77-54
17	2/22/03	Fresno State	W 67-66
Week of February 24th, 2003			
17	2/26/03	at Missouri State	W 63-58
17	3/1/03	at Southern Illinois	L 62-70
Week of March 3, 2003			
19	3/3/03	Wichita State	W 86-60
19	3/8/03	vs. Indiana State	W 57-56
19	3/9/03	vs. Wichita State	W 70-69
Week of March 10, 2003			
19	3/10/03	vs. Southern Illinois	W 80-56
Week of March 17, 2003			
15	3/20/03	vs. Central Michigan (NCAA)	L 73-79
Week of January 12, 2004			
24	1/14/04	at Northern Iowa	L 73-82
24	1/17/04	Evansville	W 72-53
Preseason Poll, 2006-07 (Nov. 6, 2006) (Ranked 19th, but no games played)			
Week of November 13, 2006			
20	11/13/06	Mississippi Valley State	W 78-42
20	11/18/06	at Nebraska	L 61-73
Week of December 5, 2011			
19	12/10/11	at Saint Joseph's	L 71-80
Week of December 12, 2011			
25	12/17/11	Houston Baptist	W 97-62
Week of December 19, 2011			
23	12/19/11	at Tulsa	W 83-64
23	12/22/11	Northwestern	W 87-79
Week of December 26, 2011			
21	12/28/11	Missouri State	L 65-77
21	12/31/11	at Wichita State	W 68-61
Week of January 9, 2012			
23	1/10/12	Northern Iowa	W 63-60
23	1/13/12	at Illinois State	W 87-78
23	1/15/12	Southern Illinois	W 90-71
Week of January 16, 2012			
19	1/18/12	at Missouri State	W 66-65
19	1/21/12	Indiana State	W 75-49
Week of January 23, 2012			
15	1/25/12	at Drake	W 77-69
15	1/28/12	Bradley	W 73-59
Week of January 30, 2012			
13	2/1/12	Illinois State	W 102-74
13	2/4/12	at Northern Iowa	L 62-65
Week of February 6, 2012			
17	2/7/12	at Evansville	L 57-65
17	2/11/12	Wichita State	L 68-89
Week of February 27, 2012			
25	3/2/12	vs. Drake	W 68-61
25	3/3/12	vs. Evansville	W 99-71
25	3/4/12	vs. Illinois State	W 83-79 (OT)
Week of March 5, 2012 (Ranked 19th, but no games played)			
Week of March 12, 2012			
19	3/16/12	vs. Alabama (NCAA)	W 58-57
19	3/18/12	vs. #4 North Carolina (NCAA)	L 73-87
Preseason Poll, 2012-13 (Oct. 26, 2012)			
16	11/9/12	North Texas	W 71-51
Week of Nov. 12, 2012			
15	11/14/12	UAB	W 77-60
15	11/18/12	Presbyterian	W 87-78
Week of Nov. 19, 2012			
14	11/20/12	Longwood	W 105-57
14	11/23/12	vs. Wisconsin	W 84-74
14	11/24/12	vs. Arizona State	W 87-73
Week of Nov. 26, 2012			
11	11/28/12	Boise State	L 70-83
11	12/1/12	Saint Joseph's	W 80-51
Week of Dec. 3, 2012			
16	12/6/12	at Nebraska	W 64-42
16	12/9/12	Akron	W 77-61
Week of Dec. 10, 2012			
16	12/15/12	at California	W 74-64
Week of Dec. 17, 2012			
17	12/19/12	Tulsa	W 71-54
Week of Dec. 24, 2012			
16	12/29/12	Evansville	W 87-70
Week of Dec. 31, 2012			
16	1/2/13	at Illinois State	W 79-72
16	1/5/13	Indiana State	W 79-66
Week of Jan. 7, 2013			
13	1/8/13	Drake	W 91-61
13	1/11/13	at Missouri State	W 74-52
Week of Jan. 14, 2013			
12	1/15/13	Northern Iowa	W 79-68
12	1/19/13	at Wichita State	L 64-67
Week of Jan. 21, 2013			
17	1/23/13	at Drake	L 69-74
17	1/27/13	at Southern Illinois	W 81-51
Week of Jan. 28, 2013			
21	1/30/13	Missouri State	W 91-77
21	2/2/13	Bradley	W 75-58
Week of Feb. 4, 2013			
16	2/6/13	at Indiana State	L 57-76
16	2/9/13	Illinois State	L 72-75
Week of March 11, 2013 (Ranked 23rd, but no games played)			
Week of March 18, 2013			
22	3/22/13	vs. Cincinnati (NCAA)	W 67-63
22	3/24/13	vs. #6 Duke (NCAA)	L 50-66
Week of November 18, 2013			
23	11/23/13	Tulsa	W 82-72
Week of November 25, 2013			
20	11/28/13	vs. Arizona State	W 88-60
20	11/29/13	vs. San Diego State	L 80-86
20	12/1/13	vs. George Washington	L 53-60
Week of January 13, 2014			
20	1/14/14	Butler	W 88-60
20	1/18/14	at Providence	L 68-81
Week of January 27, 2014			
20	1/28/14	St. John's	W 63-60
Week of February 3, 2014			
12	2/7/14	DePaul	W 78-66
12	2/9/14	at St. John's	L 65-70
Week of February 10, 2014			
18	2/13/14	at Butler	W 68-63
18	2/16/14	#6 Villanova	W 101-80
Week of February 17, 2014			
11	2/19/14	at Marquette	W 85-70
11	2/23/14	Seton Hall	W 72-71
Week of February 24, 2014			
9	03/01/14	at Xavier	L 69-75
Week of March 3, 2014			
13	03/04/14	at Georgetown	L 63-75
13	03/08/14	Providence	W 88-73
Week of March 10, 2014			
14	03/13/14	vs. DePaul	W 84-62
14	03/14/14	vs. Xavier	W 86-78
14	03/15/14	vs. Providence	L 58-65
Week of March 17, 2014			
16	03/21/14	vs. Louisiana (NCAA)	W 76-66
16	03/23/14	vs. #23 Baylor (NCAA)	L 55-85
Week of March 17, 2014			
23	11/25/14	Eastern Illinois	W 75-53
23	11/28/14	vs. Ole Miss	L 68-75
23	11/29/14	vs. Middle Tennessee	W 57-47
Preseason Poll, 2016-17 (Oct. 31, 2016)			
22	11/11/16	UMKC	W 89-82
Week of Nov. 14, 2016			
22	11/15/16	#9 Wisconsin	W 77-69
22	11/18/16	vs. Washington State	W 103-77
22	11/20/16	vs. North Carolina State	W 112-94
Week of Nov. 21, 2016			
12	11/21/16	vs. Ole Miss	W 86-77
12	11/26/16	Loyola (Md.)	W 82-52
Week of Nov. 28, 2016			
10	11/29/16	Buffalo	W 93-72
10	12/03/16	Akron	W 82-70
Week of Dec. 5, 2016			
10	12/07/16	at Nebraska	W 77-62
10	12/09/16	Longwood	W 113-58
Week of Dec. 12, 2016			
10	12/17/16	Oral Roberts	W 66-65
Week of Dec. 19, 2016			
9	12/20/16	at Arizona State	W 96-85
Week of Dec. 26, 2016			
10	12/28/16	Seton Hall	W 89-75
10	12/31/16	#1 Villanova	L 70-80
Week of Jan. 2, 2017			
10	01/04/17	at St. John's	W 85-72
10	01/07/17	at Providence	W 78-64
Week of Jan. 9, 2017			
8	01/11/17	#12 Butler	W 75-64
8	01/14/17	Truman State	W 101-69
Week of Jan. 16, 2017			
7	01/16/17	at #22 Xavier	W 72-67
7	01/21/17	Marquette	L 94-102
Week of Jan. 23, 2017			
16	01/25/17	at Georgetown	L 51-71
16	01/28/17	DePaul	W 83-66
Week of Jan. 30, 2017			
22	01/31/17	at #16 Butler	W 76-67
22	02/04/17	Xavier	L 80-82
Week of Feb. 6, 2017			
23	02/11/17	at DePaul	W 93-58
Week of Feb. 13, 2017			
20	02/15/17	at Seton Hall	L 81-87
20	02/19/17	Georgetown	W 87-70
Week of Feb. 20, 2017			
23	02/22/17	Providence	L 66-68
23	02/25/17	at #2 Villanova	L 63-79
Week of Nov. 27, 2017			
25	12/01/17	at #15 Gonzaga	L 74-91
Week of Dec. 18, 2017			
25	12/18/17	UT Arlington	W 90-81
25	12/20/17	USC Upstate	W 116-62
Week of Dec. 25, 2017			
25	12/28/17	at #23 Seton Hall	L 84-90
25	12/31/17	Providence	W 83-64
Week of Jan. 8, 2018			
25	01/09/18	Butler	W 85-74
25	01/13/18	at #10 Xavier	L 70-92
Week of Jan. 13, 2020			
25	01/15/20	at Georgetown	L 80-8

Creighton Against Ranked Teams

All-Time Record vs. Ranked Opponents (38-147)*

*AP Poll only

Date	Opponent	Result	Date	Opponent	Result	Date	Opponent	Result	Date	Opponent	Result
01/03/51	at #8 Villanova	L 43-61	02/06/72	#17 Jacksonville	W 71-66	03/17/89	vs. #6 Missouri	L 69-85	11/15/16	#9 Wisconsin	W 79-67
03/06/53	at #15 Seattle	L 85-103	02/19/72	at #2 Marquette	L 61-70	12/04/89	at #5 Missouri	L 79-86	12/31/16	#1 Villanova	L 70-80
01/10/52	at #9 Seton Hall	L 44-60	03/01/72	at #8 South Carolina	L 64-81	03/14/91	vs. #15 New Mexico St.	W 64-56	01/11/17	#12 Butler	W 75-64
02/25/53	at #11 Oklahoma City	L 58-79	01/20/73	at #5 Long Beach State	L 51-68	03/16/91	vs. #13 Seton Hall	L 69-81	01/16/17	at #22 Xavier	W 72-67
03/07/53	at #15 Seattle	L 73-96	02/05/73	at #15 Jacksonville	L 62-78	12/10/92	at #25 Nebraska	L 83-100	01/31/17	at #16 Butler	W 76-67
12/11/53	#14 Wyoming	L 65-71	02/17/73	#7 Houston	W 78-77	01/18/95	#14 Iowa State	L 52-70	02/25/17	at #2 Villanova	L 63-79
02/01/54	#16 Wichita State	L 68-72	03/05/73	#5 Marquette	L 49-61	11/30/96	vs. #24 Minnesota	L 63-64	03/11/17	vs. #2 Villanova	L 60-74
02/04/54	at #16 Oklahoma City	L 54-69	02/09/74	at #6 Marquette	W 75-69	12/20/98	#18 Oklahoma State	W 66-60	11/15/17	at #20 Northwestern	W 92-88
02/07/55	#9 Marquette	L 77-88	03/04/74	#14 South Carolina	L 69-78	03/13/99	vs. #5 Maryland	L 63-75	11/20/17	vs. #23 UCLA	W 100-89
02/01/56	at #14 Holy Cross	L 60-97	03/14/74	vs. #14 Kansas	L 54-55	11/27/99	#23 Iowa	W 85-76	11/21/17	vs. #22 Baylor	L 59-65
02/03/56	at #13 St. Francis (N.Y.)	L 75-99	03/16/74	vs. #16 Louisville	W 80-71	01/12/00	#19 Tulsa	L 67-75	12/01/17	at #15 Gonzaga	L 74-91
03/01/57	at #18 Oklahoma City	L 70-97	12/20/74	at #2 Indiana	L 53-71	03/16/00	vs. #24 Auburn	L 69-72	12/28/17	at #23 Seton Hall	L 84-90
12/09/58	#17 Marquette	L 49-53	12/26/74	vs. #19 Oregon	L 64-75	03/15/01	vs. #24 Iowa	L 56-69	01/13/18	at #10 Xavier	L 70-92
12/26/59	at #7 Saint Louis	L 66-84	03/08/75	#5 Marquette	L 60-64	11/27/01	#17 Western Kentucky	W 94-91 (OT)	01/17/18	#19 Seton Hall	W 80-63
01/04/60	at #11 Detroit	L 78-94	03/15/75	vs. #4 Maryland	L 79-83	03/15/02	vs. #15 Florida	W 83-82 (2OT)	02/01/18	at #1 Villanova	L 78-98
12/19/60	#5 North Carolina	L 64-72	12/27/75	vs. #20 Minnesota	L 74-80	03/17/02	vs. #13 Illinois	L 60-72	02/10/18	#5 Xavier	L 71-72
01/30/61	at #7 St. John's (N.Y.)	L 75-84	01/21/76	at #3 Marquette	L 62-76	12/31/02	at #19 Xavier	L 73-75	02/24/18	#3 Villanova	W 89-83 (OT)
03/16/62	vs. #2 Cincinnati	L 46-66	12/28/76	vs. #20 Auburn	W 81-76	02/24/04	at #16 Southern Illinois	L 60-68	11/21/18	vs. #16 Clemson	W 87-82
12/18/62	at #6 Colorado	L 55-76	12/29/76	at #14 Louisville	L 66-69 (2OT)	01/31/06	#25 Northern Iowa	W 63-55	12/01/18	#1 Gonzaga	L 92-103
02/25/63	at #4 Arizona State	L 70-73	03/05/77	#19 Marquette	L 60-72	12/09/06	#24 Xavier	W 73-67	12/08/18	at #24 Nebraska	L 75-94
12/13/63	#4 Arizona State	W 84-83	01/28/78	at #13 Indiana State	W 72-64	02/10/07	at #21 Southern Illinois	L 68-72	01/09/19	#21 Marquette	L 104-106 (OT)
12/21/63	vs. #6 UCLA	L 79-95	02/01/78	#13 DePaul	L 82-85 (3OT)	03/04/07	vs. #11 Southern Illinois	W 67-61	02/06/19	at #14 Villanova	L 59-66 (OT)
03/13/64	at #5 Wichita State	L 68-84	02/07/78	at #3 Marquette	L 57-82	03/16/07	vs. #15 Nevada	L 71-77 (OT)	03/03/19	at #10 Marquette	W 66-60
12/02/64	at #8 Kansas State	L 82-96	03/12/78	vs. #4 DePaul	L 78-80	12/05/07	at #21 Xavier	L 66-79	11/29/19	vs. #12 Texas Tech	W 83-76 (OT)
01/11/65	at #7 St. John's (N.Y.)	L 66-72	01/20/79	#5 Indiana State	L 80-90	01/22/08	#22 Drake	L 60-68 (OT)	01/04/20	at #11 Butler	L 57-71
12/01/65	#10 Kansas State	W 83-75	01/27/79	at #3 Indiana State	L 69-77	01/30/08	at #16 Drake	L 65-75	01/07/20	#16 Villanova	L 59-64
12/09/65	#9 Bradley	L 79-88	01/30/79	#10 Marquette	L 77-79	03/08/08	vs. #20 Drake	L 67-75	02/01/20	at #8 Villanova	W 76-61
12/18/65	at #6 Minnesota	L 77-89	01/28/80	#1 DePaul	L 73-84	11/14/09	at #21 Dayton	L 80-90	02/12/20	at #10 Seton Hall	W 87-82
02/19/66	at #8 St. Joseph's (Pa.)	L 90-96	02/09/81	at #3 DePaul	L 57-83	11/26/09	vs. #15 Michigan	L 76-83 (OT)	02/18/20	at #19 Marquette	W 73-65
12/21/66	#6 New Mexico	L 68-79	02/21/81	at #14 Wichita State	L 70-83	12/19/09	at #19 New Mexico	L 61-66	02/23/20	#21 Butler	W 81-59
02/13/67	#5 Houston	L 80-87	01/04/82	at #13 Tulsa	L 55-80	12/01/10	#21 BYU	L 65-77	03/07/20	#8 Seton Hall	1:30 p.m.
02/25/67	at #7 Houston	L 73-87	01/11/82	#5 DePaul	L 67-76	03/18/12	vs. #4 North Carolina	L 73-87			
02/19/68	at #4 St. Bonaventure	L 84-97	01/14/82	at #16 Wichita State	L 56-69	03/24/13	vs. #6 Duke	L 50-66			
02/29/68	at #8 Marquette	L 57-75	02/13/82	#7 Tulsa	L 63-70	01/20/14	at #4 Villanova	W 96-68			
12/13/68	vs. #11 Kansas	L 65-78	03/02/82	at #10 Tulsa	L 81-106	02/16/14	#6 Villanova	W 101-80			
12/27/68	vs. #12 Illinois	L 77-90	02/10/83	#17 Illinois State	W 53-41	03/23/14	vs. #23 Baylor	L 55-85			
01/07/69	at #11 LaSalle	L 84-103	02/24/83	at #12 Wichita State	L 71-81	11/19/14	#18 Oklahoma	W 65-63			
01/10/69	at #15 Duquesne	L 59-66	12/31/83	#4 DePaul	L 57-59 (OT)	01/03/15	at #25 Georgetown	L 61-76			
03/01/69	#18 Marquette	L 76-79	01/26/84	at #12 Tulsa	L 64-75	01/10/15	#19 Seton Hall	L 67-68			
12/27/69	at #7 New Mexico State	L 78-93	02/16/84	#12 Tulsa	L 80-82 (OT)	01/25/15	at #4 Villanova	L 50-71			
01/29/70	#5 New Mexico State	W 72-68	03/10/84	at #12 Tulsa	L 68-70 (OT)	01/31/15	#21 Georgetown	L 40-67			
02/07/70	at #16 Houston	L 77-78 (OT)	12/27/84	at #9 DePaul	L 58-87	02/16/15	#19 Butler	L 56-58			
02/28/70	at #8 Marquette	L 66-76	02/16/85	#15 Tulsa	L 63-78	03/03/15	#4 Villanova	L 72-76			
03/04/70	#13 Houston	L 58-62	12/30/85	at #18 Notre Dame	L 54-80	03/12/15	vs. #23 Georgetown	L 55-60			
12/29/70	vs. #9 Jacksonville	L 85-94	01/25/86	#17 Bradley	L 50-64	11/19/15	at #14 Indiana	L 65-86			
01/30/71	#17 Duquesne	L 69-72	02/08/86	at #13 Bradley	L 59-79	12/19/15	at #3 Oklahoma	L 74-87			
02/19/71	at #11 LaSalle	L 61-64	12/17/86	at #19 DePaul	L 64-74	01/02/16	#16 Villanova	L 71-85			
03/01/71	#2 Marquette	L 61-66	12/26/86	vs. #6 Oklahoma	L 89-106	01/12/16	#12 Providence	L 48-50			
12/11/71	at #15 Brigham Young	L 68-96	12/23/87	at #15 UNLV	L 59-90	01/23/16	#18 Butler	W 72-64			
12/22/71	vs. #10 St. John's (N.Y.)	L 73-94	02/13/88	at #15 Bradley	L 68-98	02/03/16	at #3 Villanova	L 58-83			
01/03/72	at #6 Ohio State	L 76-94	02/18/88	#17 Bradley	L 67-83	02/09/16	#5 Xavier	W 70-56			
			03/06/88	at #14 Bradley	L 77-101	03/05/16	at #5 Xavier	L 93-98			

Notes About The AP Poll

- The AP poll started on Jan. 20, 1949.
- Third-ranked Villanova (on 2/24/18) is the highest-ranked team Creighton has ever beaten.
- Creighton snapped a 22-game losing streak against Top 10 teams on January 20, 2014, with a 28-point win at #4 Villanova.
- Creighton snapped a 25-game losing streak in true road games vs. ranked teams with a 28-point win at #4 Villanova on Jan. 20, 2014.
- Creighton lost its first 20 games vs. ranked teams.
- Creighton lost its first 34 away games vs. ranked teams.
- Creighton is 9-12 vs. ranked teams while ranked itself.
- Underscores in this chart indicate a different Creighton coach.

Records vs. Ranked Teams in Postseason Play (3-15)

Event	Date	Opponent	Result	Event	Date	Opponent	Result
NCAA	3/16/62	vs. #12 Cincinnati	L 46-66	NCAA	3/13/99	vs. #5 Maryland	L 63-75
NCAA	3/13/64	at #5 Wichita State	L 68-84	NCAA	3/16/00	vs. #24 Auburn	L 69-72
NCAA	3/14/74	vs. #14 Kansas	L 54-55	NCAA	3/15/01	vs. #24 Iowa	L 56-69
NCAA	3/16/74	vs. #16 Louisville	W 80-71	NCAA	3/15/02	vs. #15 Florida	W 83-82 (2OT)
NCAA	3/15/75	vs. #4 Maryland	L 79-83	NCAA	3/17/02	vs. #13 Illinois	L 60-72
NCAA	3/12/78	vs. #4 DePaul	L 78-80	NCAA	3/16/07	vs. #15 Nevada	L 71-77 (OT)
NCAA	3/17/89	vs. #6 Missouri	L 69-85	NCAA	3/18/12	vs. #4 North Carolina	L 73-87
NCAA	3/14/91	vs. #15 New Mexico St.	W 64-56	NCAA	3/24/13	vs. #6 Duke	L 50-66
NCAA	3/16/91	vs. #13 Seton Hall	L 69-81	NCAA	3/23/14	vs. #23 Baylor	L 55-85

CU Coaches vs. Ranked Teams

Coach	All	Home	Away	Neut.	Coach	vs. Top 10	vs. Top 11-25
Belford	0-2	0-0	0-2	0-0	Belford	0-2	0-0
Salerno	0-7	0-3	0-4	0-0	Salerno	0-1	0-6
Thomsen	0-4	0-1	0-3	0-0	Thomsen	0-0	0-4
McManus	2-24	2-5	0-15	0-4	McManus	2-18	0-6
Sutton	5-18	3-5	1-10	1-3	Sutton	3-10	2-8
Apke	2-17	0-6	1-7	1-4	Apke	0-11	2-6
Reed	1-12	1-5	0-7	0-0	Reed	0-5	1-7
Barone	1-12	0-2	0-7	1-3	Barone	0-3	1-9
Johnson	0-1	0-0	0-1	0-0	Johnson	0-0	0-1
Altman	7-18	5-3	0-7	2-8	Altman	0-1	7-17
McDermott	20-32	9-12	8-14	3-6	McDermott	8-14	12-18
Total	38-147	20-42	10-77	8-28	Total	13-65	25-82



Marcus Zegarowski leads Creighton with 18.3 points per game on 58.1 percent shooting in seven games this year against top-25 foes, helping CU to five wins.

The Last Time It Happened...

CREIGHTON INDIVIDUALS

SCORING

Scored 25+ points - Marcus Zegarowski (25) vs. #21 Butler, 2/23/20
Scored 30+ points - Marcus Zegarowski (30) vs. Nebraska, 12/7/19
Scored 35+ points - Mitch Ballock (39) vs. DePaul, 3/9/19
Scored 40+ points - Doug McDermott (45) vs. Providence, 3/8/14
Scored 45+ points - Doug McDermott (45) vs. Providence, 3/8/14
Scored 50+ points - Bob Portman (51) vs. Wisconsin-Milwaukee, 12/16/67
Two players had 20+ points - Mitch Ballock (20) & Marcus Zegarowski (20) vs. Georgetown, 3/4/20
Three players had 20+ points - Doug McDermott (31), Antoine Young (22) & Josh Jones (21) vs. Davidson, 3/21/11
Two players had 25+ points - P'Allen Stinnett (30) & Booker Woodfox (29) vs. New Mexico, 11/16/08
Two players had 30+ points - Benoit Benjamin (45) & Vernon Moore (30), Indiana State, 1/19/85
Scored 20+ points in three straight games - Marcus Zegarowski (3), Dec. 7-17, 2019
Scored 20+ points in four straight games - Marcus Foster (7), Jan. 16 - Feb. 10, 2018
Scored 20+ points in five straight games - Marcus Foster (7), Jan. 16 - Feb. 10, 2018
Scored 20+ points in six straight games - Marcus Foster (7), Jan. 16 - Feb. 10, 2018
Scored 20+ points in seven straight games - Marcus Foster (7), Jan. 16 - Feb. 10, 2018
Scored 20+ points in eight straight games - Doug McDermott (14), Jan. 25 - March 21, 2014
Scored 20+ points in 10 straight games - Doug McDermott (14), Jan. 25 - March 21, 2014
Scored 25+ points in five straight games - Doug McDermott (5), March 8 - 21, 2014
Scored 30+ points in two straight games - Doug McDermott (3), March 8 - 14, 2014
Scored 30+ points in three straight games - Doug McDermott (3), March 8 - 14, 2014
Scored 40+ points in two straight games - Benoit Benjamin (2), Jan. 17-19, 1985
20+ points, half - Mitch Ballock (22) vs. DePaul, 3/9/19 (2nd half)
30+ points, half - Doug McDermott (31) at Bradley, 1/7/12 (2nd half)
Two players had 20+ points, same half - P'Allen Stinnett (21) & Booker Woodfox (23) vs. New Mexico, 11/16/08 (2nd half)
Scored in double figures in 15+ straight games - Martin Krampelj (15), Jan. 25 - March 22, 2019
Scored in double figures in 20+ straight games - Marcus Foster (33), Jan. 14, 2017 - Jan. 3, 2018
Scored in double figures in 25+ straight games - Marcus Foster (33), Jan. 14, 2017 - Jan. 3, 2018
Scored in double figures in 30+ straight games - Marcus Foster (33), Jan. 14, 2017 - Jan. 3, 2018
Scored in double figures in 35+ straight games - Doug McDermott (37), April 1, 2011 - Nov. 9, 2012
All five starters scored in double figures - Marcus Zegarowski (23), Damien Jefferson (16), Ty-Shon Alexander (16), Christian Bishop (10), Mitch Ballock (10) vs. St. John's, 2/8/20
5+ players scored in double figures - Ty-Shon Alexander (24), Damien Jefferson (12), Mitch Ballock (12), Shereef Mitchell (11), Marcus Zegarowski (11) vs. DePaul, 2/15/20
6+ players scored in double figures - Marcus Zegarowski (23), Denzel Mahoney (18), Damien Jefferson (16), Ty-Shon Alexander (16), Christian Bishop (10), Mitch Ballock (10) vs. St. John's, 2/8/20
7+ players scored in double figures - Cole Huff (20), Khyri Thomas (16), Marcus Foster (15), Maurice Watson Jr. (13), Isaiah Zierden (12), Zach Hanson (11), Justin Patton (10) vs. North Carolina State, 11/20/16
Five players with 15+ or more points - Doug McDermott (18), Jahenns Manigat (17), Gregory Echenique (15), Antoine Young (15), Ethan Wragge (15) at Southern Illinois, 2/14/12

DOUBLE-DOUBLES

Double-double - Ty-Shon Alexander at #8 Villanova, 2/1/20
Triple-double - Benoit Benjamin (29 pts., 12 reb., 12 blk.) at Bradley, 2/2/85
Double-double by a freshman - Justin Patton (11 pts., 11 reb.) at DePaul, 2/11/17
20-point, 10-assist game - Maurice Watson Jr. (21 pts., 10 ast.) vs. Seton Hall, 12/28/16
20-point, 10-rebound game - Martin Krampelj (23 pts., 10 reb.) vs. DePaul, 3/9/19
30-point, 10-rebound game - Doug McDermott (30 pts., 12 reb.) vs. Louisiana, 3/21/14
20+ points, 20+ rebound game - Bob Harstad (24 pts., 20 reb.) at Southern Illinois, 1/23/89
Back-to-back 20-point, 10-rebound games - Doug McDermott, March 1 - 4, 2014
Double-double in points and assists - Maurice Watson Jr. (11 pts., 14 ast.) at Providence, 1/7/17
Double-double in points and blocks - Benoit Benjamin (29 pts., 12 blk.) at Bradley, 2/2/85
Double-double in points and steals - Never
Double-double in 2+ consecutive games - Martin Krampelj (2), March 6-9, 2019
Double-double in 3+ consecutive games - Martin Krampelj (3), Jan. 3-10, 2018
Double-double in 5+ consecutive games - Benoit Benjamin (28), March 15, 1984 - Feb. 16, 1985
Two players record double-doubles - Martin Krampelj (10 pts., 11 reb.) & Ronnie Harrell Jr. (12 pts., 11 reb.) vs. Nebraska, 12/9/17

FIELD GOALS

Made 15+ FG in a game - Doug McDermott (17) vs. Providence, 3/8/14
Made 18+ FG in a game - Doug McDermott (18) at Bradley, 1/7/12
Attempted 20+ FG in a game - Ty-Shon Alexander (21) at #19 Marquette, 2/18/20
Attempted 25+ FG in a game - Marcus Foster (25) vs. #5 Xavier, 2/10/18

THREE-POINTERS

Made 6+ 3-pointers in a game - Mitch Ballock (6) vs. Georgetown, 3/4/20
Made 7+ 3-pointers in a game - Marcus Zegarowski (7) vs. #21 Butler, 2/23/20
Made 8+ 3-pointers in a game - Mitch Ballock (11) vs. DePaul, 3/9/19
Made 9+ 3-pointers in a game - Mitch Ballock (11) vs. DePaul, 3/9/19
Made 10+ 3-pointers in a game - Mitch Ballock (11) vs. DePaul, 3/9/19
Attempted 10+ 3-pointers in a game - Mitch Ballock (13) vs. Georgetown, 3/4/20
Attempted 15+ 3-pointers in a game - Ty-Shon Alexander (15) vs. Villanova, 1/13/19
Made a 3-pointer in 15+ straight games - Mitch Ballock (23), Nov. 12, 2019 - Feb. 8, 2020
Made a 3-pointer in 20+ straight games - Ty-Shon Alexander (33), Feb. 27, 2018 - March 6, 2019
Made a 3-pointer in 25+ straight games - Ty-Shon Alexander (33), Feb. 27, 2018 - March 6, 2019
Made a 3-pointer in 30+ straight games - Ty-Shon Alexander (33), Feb. 27, 2018 - March 6, 2019
Made two 3-pointers in 10+ straight games - Ty-Shon Alexander (10), Jan. 26, 2020 - Present
Made 5+ 3-pointers in 3+ straight games - Kyle Korver (4), Nov. 17-26, 2002
Made 5+ 3-pointers in 4+ straight games - Kyle Korver (4), Nov. 17-26, 2002

FREE THROWS

Made 10+ FT in a game - Ty-Shon Alexander (10) vs. Xavier, 1/26/20
Made 15+ FT in a game - Nate Funk (15) vs. Dayton, 11/26/05
Attempted 15+ FT in a game - Austin Chatman (16) vs. South Dakota, 12/9/14
Attempted 20+ FT in a game - Bob Harstad (20) vs. Morgan State, 11/22/89

REBOUNDS

10+ rebounds - Ty-Shon Alexander (10) at #8 Villanova, 2/1/20
15+ rebounds - Ronnie Harrell Jr. (15) vs. #23 UCLA, 11/20/17
20+ rebounds - Bob Harstad (20) at Southern Illinois, 1/23/89
25+ rebounds - Paul Silas (27) vs. Oklahoma City, 3/9/64
30+ rebounds - Paul Silas (36) vs. Marquette, 1/23/64
35+ rebounds - Paul Silas (36) vs. Marquette, 1/23/64
10+ rebounds in three consecutive games - Martin Krampelj (3), Jan. 3-10, 2018
10+ rebounds in four consecutive games - Gregory Echenique (4), Jan. 7-15, 2012
Two players had 10+ rebounds - Martin Krampelj (10) and Ronnie Harrell Jr. (10) at #23 Seton Hall, 12/28/17

ASSISTS

10+ assists - Marcus Zegarowski (10) at DePaul, 1/22/20
12+ assists - Maurice Watson Jr. (14) at Providence, 1/7/17
15+ assists - Ralph Bobik (17) vs. Bradley, 1/22/74
8+ assists in three consecutive games - Maurice Watson Jr. (5), Nov. 29 - Dec. 17, 2016
10+ assists in two consecutive games - Maurice Watson Jr. (2), Dec. 9-17, 2016

BLOCKS

5+ blocks - Jacob Epperson (5) vs. Providence, 3/8/18
6+ blocks - Gregory Echenique (6) vs. Wichita State, 3/10/13
7+ blocks - Gregory Echenique (7) at Missouri State, 1/22/11
8+ blocks - Doug Swenson (8) at UMKC, 11/18/98
9+ blocks - Benoit Benjamin (12) at Bradley, 2/2/85
10+ blocks - Benoit Benjamin (12) at Bradley, 2/2/85

STEALS

6+ steals - Ty-Shon Alexander (6) vs. Marquette, 1/1/20
7+ steals - P'Allen Stinnett (7) vs. Southern, 12/15/08
8+ steals - Latrell Wrightsell (8) vs. Drake, 3/2/91
9+ steals - Michael Johnson (9) vs. Saint Joseph's, 12/14/81

MINUTES

Played every minute - Ty-Shon Alexander (40) vs. #16 Villanova, 1/7/20
Played over 40 minutes - Marcus Zegarowski (43), Mitch Ballock (42) and Ty-Shon Alexander (40) vs. #12 Texas Tech (OT), 11/29/19

FOULS

Coach/Bench technical foul - Bench (Greg McDermott) at #24 Nebraska, 12/8/18
Player technical foul - Davion Mintz at St. John's, 1/16/19
Player ejection - Grant Gibbs vs. Nebraska, 12/8/13
Two players fouled out - Martin Krampelj & Toby Hegner at #10 Xavier, 1/13/18
Three players fouled out - Tyler McKinney, Dane Watts & Anthony Tolliver at Indiana State, 1/12/05

CREIGHTON TEAM

Scored 15 or less points in a half - at #4 Villanova (14), 1/25/15 (1st)
Scored 50+ points in a half - vs. vs. DePaul (51), 2/15/20 (2nd)
Scored 55+ points in a half - vs. Midland (58), 12/28/19 (1st)
Scored 60+ points in a half - vs. Coe (60), 12/20/18 (1st)
Scored 100+ points - vs. #21 Marquette (104), 1/9/19 (OT)
Scored 100+ points (League) - vs. #21 Marquette (104), 1/9/19 (OT)
Scored 110+ points - vs. Coe (110), 12/20/18
Scored 110+ points (League) - vs. Bradley (111), 3/1/08
Scored 120+ points - at Miami (Fla.) (124), 2/10/64
Scored less than 50 points - vs. #12 Providence (48), 1/12/16
Scored 100 points in two consecutive games - 103 vs. Washington State on 11/18/16 and 112 vs. North Carolina State on 11/20/16
Scored 100 points in consecutive league games - Never
Scored 100 points in 3+ consecutive games - Never
Won game by 50 points or more - vs. Coe (110-60), 12/20/18
Made 40 FG - vs Coe (42), 12/20/18
Attempted 75 FGA's - vs. Truman State (79), 1/14/17
Shot 65%+ from the field - .702 vs. Wichita State (33-47), 3/2/13
Game decided by one point - vs. #5 Xavier (L 72-71), 2/10/18
Two consecutive games decided by one point - at DePaul (W 76-75) on 2/7/18 and vs. #5 Xavier (L 72-71) on 2/10/18
Three consecutive games decided by one point - vs. Boston College (W, 62-61) on 12/28/74, vs. Wake Forest (L, 70-69) on 12/30/74 and at Drake (W, 71-70) on 1/2/75
Shot 90% or better from FT line - 1.000 vs. Xavier (13-13), 2/3/19
Shot 100% from FT line - 1.000 vs. Xavier (13-13), 2/3/19
Shot 50% or less from FT line - .500 vs. San Diego State (8-16), 11/28/19
Made 0 FT - at Michigan (0), 11/12/19
Attempted 5 or less FT - at Providence (5), 2/5/20
Made 30 FT - vs. Davidson (36), 3/21/11
Attempted 40 FT - vs. North Texas (40), 12/21/15
Won an overtime game - vs. #12 Texas Tech (W 83-76, OT), 11/29/19
Lost an overtime game - at Xavier (L 64-61, OT), 2/13/19
Played two overtimes - vs. South Dakota (W, 91-88, 2 OT), 12/9/14
Played three overtimes - vs. #13 DePaul (L, 85-82), 2/1/78
Played consecutive games that went to OT - vs. South Dakota (W 91-88, 2 OT), 12/9/14 & vs. Saint Mary's (L 67-71, OT), 12/13/14
Scored 75+ bench points - vs. Bradley (77), 3/1/08
Made GW shot with no time left - Booker Woodfox vs. Wichita State, 3/6/09 (W, 63-62)
Won rebounds by 20+ - vs. UMKC (39-16), 12/27/18
Lost rebounds by 20+ - vs. Seton Hall (45-25), 3/10/16
Did not make a three-pointer - at Illinois State (0-for-5), 2/20/93
Team made 15+ three-pointers - vs. Georgetown (17), 3/4/20
Team made 20+ three-pointers - vs. Coe (22), 12/20/18
Blocked 10+ shots - vs. Wichita State (10), 2/17/02
10+ blocks and 10+ three-pointers in same game - vs. Wichita State (10 blocks, 10 3FG's), 2/17/02
Shot 75%+ in a half - at Southern Illinois (.750, 15-20, 1st) and (.800, 16-20, 2nd), 2/14/12
25+ assists - vs. Coe (29 assists on 42 FG), 12/20/18
15+ steals - vs. vs. DePaul (18), 2/15/20
Overcame 10 point halftime deficit to win - Trained 35-24 at half, won 65-63 vs. #18 Oklahoma, 11/19/14
Overcame 15 point deficit to win - Trained 42-24 vs. #18 Oklahoma and won, 65-63 on 11/19/14
Wasted 15 point lead in loss - Led 51-35 vs. Marquette on lost 90-86 on 2/17/18
Beat a top-5 team - vs. #3 Villanova (W 89-83, OT), 2/24/18
Beat a top-10 team - at #10 Seton Hall (W 87-82), 2/12/20
Beat a top-25 team - vs. #21 Butler (W 81-59), 2/23/20
Beat a top-25 team on road - at #19 Marquette (W 73-65), 2/18/20
Won the Conference Tournament - 2012-13 (MVC)
Won an in-season tournament - Cayman Islands Classic, 2018

OPPONENT INDIVIDUAL

Scored 50+ points - Markus Howard (53), #21 Marquette, 1/9/19 (OT)
Scored 40+ points - Markus Howard (53), #21 Marquette, 1/9/19 (OT)
Scored 35+ points - David Duke (36), Providence, 1/18/20
Scored 30+ points - Providence, 1/18/20
Had 20+ points in a half - David Duke (24), Providence, 1/18/20 (2nd half)
Three players had 20+ points - Zach Norvell Jr. (28), Brandon Clarke (27), Rui Hachimura (22), #1 Gonzaga, 12/1/18
Grabbed 20+ rebounds - Mac Koshwal (22), DePaul, 12/23/08
Grabbed 15+ rebounds - Kristian Doolittle (15), Oklahoma, 12/17/19
Had a triple-double - Troy Taylor (10 pts., 10 reb., 10 ast.), Evansville, 12/29/12
Had 20+ points and 10+ rebounds - Marcellus Earlington (25 pts., 10 reb.), St. John's, 2/8/20
Had 30+ points and 10+ rebounds - Danny Moore (36 pts., 12 reb.), Missouri State, 2/15/97
Had 20+ points and 20+ rebounds - Not since at least 1980-81
Made 6+ 3-pointers - Greg Williams, Jr. (7), St. John's, 3/1/20
Made 7+ 3-pointers - Greg Williams, Jr. (7), St. John's, 3/1/20
Made 8+ 3-pointers - Markus Howard (10), #21 Marquette, 1/9/19 (OT)
Made 9+ 3-pointers - Markus Howard (10), #21 Marquette, 1/9/19 (OT)
Made 10+ 3-pointers - Markus Howard (10), #21 Marquette, 1/9/19 (OT)
Attempted 10+ three-point field goals - Greg Williams, Jr. (10), St. John's, 3/1/20
Attempted 15+ three-point field goals - Zach Norvell Jr. (17), #1 Gonzaga, 12/1/18
Made 12+ free throws - Markus Howard (13), #21 Marquette, 1/9/19 (OT)
Made 15+ free throws - Khadeen Carrington (18), Seton Hall, 2/15/17
Had 15+ free throw attempts - Markus Howard (15), #21 Marquette, 1/9/19 (OT)
Had 20+ free throw attempts - Khadeen Carrington (22), Seton Hall, 2/15/17
Had 20+ points and 10+ assists - Manny Harris (20 pts., 11 ast.), #15 Michigan, 11/26/09
Had 10+ assists - Rasheem Dunn (10), St. John's, 3/1/20
Had 15+ assists - Anthony Manuel (15), Bradley, 3/9/88
Had 6+ steals - Quincy McKnight (6), Seton Hall, 2/17/19
Had 7+ steals - Bryan Mullins (8), Southern Illinois, 2/11/06
Had 8+ steals - Bryan Mullins (8), Southern Illinois, 2/11/06
Had 5+ blocks - Brandon Gilbeck (7), Western Illinois, 11/6/18
Had 6+ blocks - Brandon Gilbeck (7), Western Illinois, 11/6/18
Had 7+ blocks - Brandon Gilbeck (7), Western Illinois, 11/6/18
Played an entire game - Jahvon Blair (40), Georgetown, 3/4/20
Had 9+ turnovers - Jeremy Robinson (9), Chicago State, 11/13/11
Had 10+ turnovers - Marque Carrington (10), North Carolina A&T, 11/18/01
Made 12+ field goals - David Duke (12), Providence, 1/18/20
Made 15+ field goals - Markus Howard (15), #21 Marquette, 1/9/19 (OT)
Attempted 20+ field goals - Jahvon Blair (23), Georgetown, 3/4/20
Attempted 25+ field goals - Markus Howard (26), #21 Marquette, 1/9/19 (OT)
Coach/Bench technical foul - Coach (Ewing), Georgetown, 3/4/20
Coach ejection - - Chris Mullin, St. John's, 2/28/16
Player technical foul - Nick Ongenda, DePaul, 2/15/20
Player ejection - Nick Billingsley (Flagrant 2 foul), UTSA, 11/17/15

OPPONENT TEAM

Scored 10 or less points in a half - Bradley (10), 3/6/84 (2nd half)
Scored 15 or less points in a half - Bemidji State (12), 2/13/18 (2nd)
Scored 50+ points in a half - Nebraska (54), 12/7/19 (2nd)
Scored 55+ points in a half - #1 Gonzaga (62), 12/1/18 (2nd)
Scored 60+ points in a half - - #1 Gonzaga (62), 12/1/18 (2nd)
Scored less than 40 points - Maryland Eastern Shore (36), 12/15/17
Scored less than 50 points - Bemidji State (46), 2/13/18
Scored less than 50 points (League) - Marquette (49), 12/31/13
Scored 100+ points - #21 Marquette (106), 1/9/19 (OT)
Scored 100+ points (League) - #21 Marquette (106), 1/9/19 (OT)
Won game by 50 points or more - Illinois (66, 96-30), 1/15/49
Won game by 40 points or more - Iowa State (44, 107-63), 12/1/93
Won by 30+ points - San Diego State (83-52), 11/28/19
Shot 75%+ in a half - at #25 Georgetown (.750, 15-20), 1/3/15 (2nd)
Shot 65%+ from the field - #16 Villanova (.680, 34-50), 1/2/16
Shot 25% or less from the field - Maryland Eastern Shore (.233, 13-55), 12/15/17
Made 35 FG - #1 Gonzaga (35), 12/1/18
Attempted 75 FGA's - USC Upstate (75), 12/20/17
Made 30 FT - at George Mason (31), 12/12/09
Attempted 40 FT - vs. Massachusetts (40), 11/25/15
Attempted five or less FT - St. John's (4-4), 1/30/19
Shot 95%+ from FT line - St. John's (4-4), 1/30/19
Shot 100% from FT line - St. John's (4-4), 1/30/19
Did not make a free-throw - North Carolina Central (0-for-3) on 11/23/14
Did not make a three-pointer - Illinois State (0-for-8) on 12/12/99
Team made 15+ three-pointers - #21 Marquette (16-for-28) on 1/9/19 (OT)
Had 0 Offensive Rebounds: Coe, 12/20/18
30+ turnovers - Arkansas-Pine Bluff (30), 11/20/08
Blocked 10+ shots - #3 Oklahoma (11), 12/19/15
10+ blocks and 10+ three-pointers in same game - Fresno State (10 blocks, 13 3FG's), 12/16/06
25+ assists - Wichita State (25), 2/6/99
15+ steals - Baylor (18), 12/4/99
Made GW shot with no time left - Kris Dunn, #12 Providence, 1/12/16 (PC wins 50-48)
Had 3 or more players foul out - Memphis, 3/22/19

Miscellaneous Statistics

Bench Scoring					Points In The Paint					Points Off Turnovers					2nd-Chance Points				
Opponent	CU	Opp.	Diff.	W/L	Opponent	CU	Opp.	Diff.	W/L	Opponent	CU	Opp.	Diff.	W/L	Opponent	CU	Opp.	Diff.	W/L
Kennesaw State	20	25	(-5)	W	Kennesaw State	36	30	+6	W	Kennesaw State	26	9	+17	W	Kennesaw State	11	6	+5	W
Michigan	10	13	(-3)	L	Michigan	42	32	+10	L	Michigan	11	10	+1	L	Michigan	13	4	+9	L
Louisiana Tech	18	14	+4	W	Louisiana Tech	28	32	(-4)	W	Louisiana Tech	17	12	+5	W	Louisiana Tech	7	26	(-19)	W
Cal Poly	11	23	(-12)	W	Cal Poly	36	26	+10	W	Cal Poly	27	11	+16	W	Cal Poly	4	4	--	W
North Florida	6	19	(-13)	W	North Florida	32	22	+10	W	North Florida	7	10	(-3)	W	North Florida	18	13	+5	W
San Diego State	15	28	(-13)	L	San Diego State	20	32	(-12)	L	San Diego State	14	23	(-9)	L	San Diego State	7	6	+1	L
#12 Texas Tech	7	12	(-5)	W	#12 Texas Tech	32	30	+2	W	#12 Texas Tech	9	18	(-9)	W	#12 Texas Tech	7	18	(-11)	W
Oral Roberts	13	30	(-17)	W	Oral Roberts	32	30	+2	W	Oral Roberts	18	8	+10	W	Oral Roberts	8	10	(-2)	W
Nebraska	12	29	(-17)	W	Nebraska	38	34	+4	W	Nebraska	11	11	--	W	Nebraska	7	10	(-3)	W
UTRGV	25	23	+2	W	UTRGV	30	32	(-2)	W	UTRGV	28	17	+11	W	UTRGV	7	18	(-11)	W
Oklahoma	16	9	+7	W	Oklahoma	16	26	(-10)	W	Oklahoma	8	12	(-4)	W	Oklahoma	8	5	+3	W
Arizona State	20	6	+14	W	Arizona State	36	28	+8	W	Arizona State	11	15	(-4)	W	Arizona State	10	17	(-7)	W
Midland	24	12	+12	W	Midland	50	24	+26	W	Midland	16	5	+11	W	Midland	5	4	+1	W
Marquette	10	21	(-11)	W	Marquette	38	28	+10	W	Marquette	17	11	+6	W	Marquette	13	13	--	W
#11 Butler	6	14	(-8)	L	#11 Butler	30	34	(-4)	L	#11 Butler	8	8	--	L	#11 Butler	6	4	+2	L
#16 Villanova	11	12	(-1)	L	#16 Villanova	36	26	+10	L	#16 Villanova	5	10	(-5)	L	#16 Villanova	6	14	(-8)	L
Xavier	15	5	+10	W	Xavier	24	42	(-18)	W	Xavier	2	8	(-6)	W	Xavier	14	15	(-1)	W
Georgetown	22	12	+10	L	Georgetown	26	32	(-6)	L	Georgetown	19	17	+2	L	Georgetown	6	11	(-5)	L
Providence	8	11	(-3)	W	Providence	28	22	+6	W	Providence	12	13	(-1)	W	Providence	10	25	(-15)	W
DePaul	18	5	+13	W	DePaul	28	28	--	W	DePaul	24	11	+13	W	DePaul	10	5	+5	W
Xavier	17	9	+8	W	Xavier	16	36	(-20)	W	Xavier	17	5	+12	W	Xavier	8	18	(-10)	W
#8 Villanova	17	4	+13	W	#8 Villanova	34	18	+16	W	#8 Villanova	7	3	+4	W	#8 Villanova	3	15	(-12)	W
Providence	0	7	(-7)	L	Providence	30	18	+12	L	Providence	9	6	+3	L	Providence	4	14	(-10)	L
St. John's	19	49	(-30)	W	St. John's	32	30	+2	W	St. John's	8	6	+2	W	St. John's	7	18	(-11)	W
#10 Seton Hall	22	17	+5	W	#10 Seton Hall	36	38	(-2)	W	#10 Seton Hall	14	13	+1	W	#10 Seton Hall	13	19	(-6)	W
DePaul	28	21	+7	W	DePaul	32	30	+2	W	DePaul	30	16	+14	W	DePaul	6	4	+2	W
at #19 Marquette	9	5	+4	W	at #19 Marquette	28	30	(-2)	W	at #19 Marquette	17	8	+9	W	at #19 Marquette	8	12	(-4)	W
#21 Butler	13	24	(-11)	W	#21 Butler	20	22	(-2)	W	#21 Butler	18	8	+10	W	#21 Butler	11	16	(-5)	W
at St. John's	12	18	(-6)	L	at St. John's	40	22	+18	L	at St. John's	4	15	(-11)	L	at St. John's	17	7	+10	L
Georgetown	23	7	+16	W	Georgetown	30	30	--	W	Georgetown	12	8	+4	W	Georgetown	14	19	(-5)	W
2019-20 TOTAL	447	484	(-37)		2019-20 TOTAL	936	864	+72		2019-20 TOTAL	426	327	+99		2019-20 TOTAL	268	370	(-102)	
2018-19 TOTAL	661	565	+96		2018-19 TOTAL	1,092	1108	(-16)		2018-19 TOTAL	493	500	(-7)		2018-19 TOTAL	297	329	(-32)	
2017-18 TOTAL	806	577	+229		2017-18 TOTAL	1,162	1,022	+140		2017-18 TOTAL	490	421	+69		2017-18 TOTAL	283	333	(-50)	
2016-17 TOTAL	706	620	+86		2016-17 TOTAL	1,292	1,046	+246		2016-17 TOTAL	585	446	+139		2016-17 TOTAL	342	362	(-20)	
2015-16 TOTAL	925	682	+243		2015-16 TOTAL	1,182	1,014	+168		2015-16 TOTAL	486	411	+75		2015-16 TOTAL	351	343	+8	
2014-15 TOTAL	898	563	+335		2014-15 TOTAL	829	746	+83		2014-15 TOTAL	373	435	(-62)		2014-15 TOTAL	333	342	(-9)	
2013-14 TOTAL	744	506	+238		2013-14 TOTAL	1,066	940	+126		2013-14 TOTAL	421	371	+50		2013-14 TOTAL	365	334	+31	
2012-13 TOTAL	712	578	+134		2012-13 TOTAL	1,102	928	+174		2012-13 TOTAL	460	434	+26		2012-13 TOTAL	325	329	(-4)	
2011-12 TOTAL	730	635	+95		2011-12 TOTAL	1,190	984	+206		2011-12 TOTAL	452	457	(-5)		2011-12 TOTAL	396	304	+92	
2010-11 TOTAL	726	680	+46		2010-11 TOTAL	1,070	1,064	+6		2010-11 TOTAL	415	509	(-94)		2010-11 TOTAL	378	369	+9	
2009-10 TOTAL	871	694	+177		2009-10 TOTAL	880	898	(-18)		2009-10 TOTAL	432	455	(-23)		2009-10 TOTAL	354	316	+38	
2008-09 TOTAL	923	559	+364		2008-09 TOTAL	837	902	(-65)		2008-09 TOTAL	653	410	+243		2008-09 TOTAL	340	377	(-37)	
2007-08 TOTAL	1,218	651	+567		2007-08 TOTAL	854	823	+31		2007-08 TOTAL	585	429	+156		2007-08 TOTAL	349	361	(-12)	
2006-07 TOTAL	356	473	(-117)		2006-07 TOTAL	808	724	+84		2006-07 TOTAL	502	385	+117		2006-07 TOTAL	304	305	(-1)	
2005-06 TOTAL	445	423	+22		2005-06 TOTAL	751	680	+71		2005-06 TOTAL	446	398	+48		2005-06 TOTAL	307	294	+13	
2004-05 TOTAL	800	595	+205		2004-05 TOTAL	792	969	(-177)		2004-05 TOTAL	542	440	+102		2004-05 TOTAL	340	374	(-34)	
2003-04 TOTAL	725	597	+128		2003-04 TOTAL	767	803	(-36)		2003-04 TOTAL	448	379	+69		2003-04 TOTAL	285	265	+20	

Greg McDermott's Situational Records As A Division I Head Coach					
Category	Overall	2019-20 Only	Creighton	Iowa State	Northern Iowa
Record	379-247	23-7	230-116	59-68	90-63
Home	248-73	16-1	145-33	48-24	55-16
Away	88-140	6-5	55-65	9-36	24-39
Neutral	43-34	1-1	30-18	2-8	11-8
vs. BIG EAST Teams (at time of game)	74-64	12-5	74-65	0-0	0-1
Home	40-22	7-1	40-22	0-0	0-0
Away	28-35	5-4	28-35	0-0	0-0
Neutral	6-7	0-0	6-6	0-0	0-1
BIG EAST Tournament	5-6	0-0	5-6	0-0	0-0
Non-Conference games	207-86	11-2	125-42	41-22	41-22
Home	140-15	9-0	83-6	34-6	23-3
Away	24-37	1-1	12-18	5-8	7-11
Neutral	43-34	1-1	30-18	2-8	11-8
Versus AP ranked opponents	27-54	5-2	20-32	1-19	6-3
Home	15-21	1-1	9-12	0-9	6-0
Away	9-24	3-1	8-14	1-9	0-1
Neutral	3-9	1-0	3-6	0-1	0-2
Single-Overtime games	16-11	1-0	7-5	3-3	6-3
Double-Overtime games	3-2	0-0	1-0	1-1	1-1
Leading at halftime	309-66	21-4	193-36	43-18	73-12
Tied at halftime	7-13	0-0	3-3	2-5	2-5
Trailing at halftime	63-168	2-3	34-77	14-45	15-46
Final margin 3 points or less	41-49	0-1	19-26	10-8	12-15
Final margin 10 points or less	156-143	8-3	80-69	30-33	46-41
Games in November	85-22	5-2	55-10	19-6	11-6
Games in December	92-40	6-0	52-18	16-11	24-11
Games in January	92-71	5-3	53-32	14-18	25-21
Games in February	72-71	6-1	41-31	8-23	23-17
Games in March	38-42	1-1	29-24	2-10	7-8
Games in April	0-1	0-0	0-1	0-0	0-0
CBI Games	4-2	0-0	4-2	0-0	0-0
NIT Games	4-2	0-0	4-2	0-0	0-0
NCAA Games	3-8	0-0	3-5	0-0	0-3
Team scores 49 points or less	1-15	0-0	0-2	0-8	1-5
Team scores 50-59 points	17-71	0-4	4-31	8-21	5-19
Team scores 60-69 points	74-101	1-1	29-44	17-31	28-26
Team scores 70-79 points	117-43	7-1	69-25	20-6	28-12
Team scores 80-89 points	104-13	9-1	68-10	10-2	26-1
Team scores 90-99 points	45-3	6-0	39-3	4-0	2-0
Team scores 100+ points	21-1	0-0	21-1	0-0	0-0
Team allows 49 points or less	31-1	0-0	11-0	8-0	12-1
Team allows 50-59 points	87-13	4-0	43-4	24-2	20-7
Team allows 60-69 points	147-76	9-1	95-34	18-23	34-19
Team allows 70-79 points	87-82	8-3	59-35	7-25	21-22
Team allows 80-89 points	24-58	2-2	19-28	2-17	3-13
Team allows 90-99 points	3-14	0-1	3-12	0-1	0-1
Team allows 100+ points	0-3	0-0	0-3	0-0	0-0
Team outrebounds opponent	228-65	10-1	153-31	37-17	48-17
Team shoots 50% or better	194-17	12-0	140-10	15-1	39-6
Team shoots less than 50%	185-230	11-7	90-106	44-67	51-57
Team holds opponent to less than 50%	353-163	22-3	211-72	57-52	85-39
Team holds opponent to less than 40%	171-35	10-1	94-17	40-10	37-8
Team holds opponent to less than 30%	13-2	0-0	5-1	5-0	3-1

Game-by-Game Comparisons

Date	Opponent	1st	2nd	Score	Mar	Tot FG	FG Pct	FG (1st)	FG (2nd)	3-Pointers	3FG Pct
11/05	KENNESAW STATE	39/31	42/24	81/55	+26	33-63/22-59	.524/.373	16-32/12-33	17-31/10-26	12-25/3-20	.480/.150
11/12	Michigan	41/38	28/41	69/79	(-10)	31-73/30-53	.425/.566	18-40/15-28	13-33/15-25	7-20/9-23	.350/.391
11/16	LOUISIANA TECH	42/36	40/36	82/72	+10	27-58/30-68	.466/.441	16-32/15-35	11-26/15-33	13-29/8-28	.448/.286
11/22	CAL POLY	51/38	35/32	86/70	+16	29-56/28-54	.518/.519	20-30/15-29	9-26/13-25	9-22/9-19	.409/.474
11/24	NORTH FLORIDA	31/36	45/31	76/67	+9	29-62/20-61	.468/.328	14-31/13-34	15-31/7-27	10-27/8-27	.370/.296
11/28	San Diego State	25/40	27/43	52/83	(-31)	20-52/29-52	.385/.568	9-27/14-26	11-25/15-26	4-23/11-18	.174/.611
11/29	#12 Texas Tech	46/32	28/42	83/76 (OT)	+7	30-58/29-67	.517/.433	16-26/13-32	11-23/15-27	10-24/8-30	.417/.267
12/03	ORAL ROBERTS	46/31	26/29	72/60	+12	26-65/23-60	.400/.383	16-33/12-31	10-32/11-29	10-31/4-17	.323/.235
12/07	NEBRASKA	48/22	47/54	95/76	+19	35-66/27-65	.530/.415	17-33/8-34	18-33/19-31	13-30/9-27	.433/.333
12/13	UTRGV	45/24	44/34	89/58	+31	28-49/25-63	.571/.397	14-25/11-3	14-24/14-30	10-21/2-15	.476/.133
12/17	OKLAHOMA	41/38	42/35	83/73	+10	21-57/23-69	.368/.333	11-32/15-35	10-25/8-34	12-35/8-32	.343/.250
12/21	Arizona State	30/32	37/28	67/60	+7	27-61/23-65	.443/.354	12-30/14-34	15-31/9-31	7-24/7-26	.292/.269
12/28	MIDLAND	58/21	33/33	91/54	+37	35-67/22-67	.522/.328	21-35/10-34	14-32/12-33	9-26/5-24	.346/.208
01/01	MARQUETTE	48/38	44/37	92/75	+17	33-66/29-69	.500/.420	18-33/15-36	15-33/14-33	9-23/10-29	.391/.345
01/04	#11 Butler	24/34	33/37	57/71	(-14)	21-54/28-61	.389/.459	10-29/14-33	11-25/14-28	4-22/6-19	.182/.316
01/07	#16 VILLANOVA	33/25	26/39	59/64	(-5)	22-53/23-61	.415/.377	13-27/8-29	9-26/15-32	3-14/6-33	.214/.182
01/11	Xavier	32/27	45/38	77/65	+12	26-60/28-70	.433/.400	12-30/12-33	14-30/16-37	9-23/5-26	.391/.192
01/15	Georgetown	37/36	43/47	80/83	(-3)	28-65/31-60	.431/.517	13-31/13-28	15-34/18-32	13-32/5-15	.406/.333
01/18	PROVIDENCE	41/37	37/37	78/74	+4	25-52/25-64	.481/.391	12-27/12-34	13-25/13-30	8-16/11-28	.500/.393
01/22	DePaul	37/34	46/34	83/68	+15	25-53/24-57	.472/.421	12-30/13-30	13-23/11-27	10-25/3-16	.400/.188
01/26	XAVIER	39/31	38/35	77/66	+11	23-51/26-65	.451/.400	12-28/10-30	11-23/16-35	11-29/6-20	.379/.300
02/01	#8 Villanova	35/23	41/38	76/61	+15	29-57/22-61	.509/.361	14-29/10-28	15-28/12-33	11-22/7-26	.500/.269
02/05	Providence	36/32	20/41	56/73	(-17)	23-62/26-53	.371/.491	14-32/12-30	9-30/14-23	6-27/12-20	.222/.600
02/08	ST. JOHN'S	47/37	47/45	94/82	+12	35-58/31-74	.603/.419	19-32/16-41	16-26/15-33	13-28/11-31	.464/.355
02/12	#10 Seton Hall	41/39	46/43	87/82	+5	29-63/29-69	.460/.420	16-36/11-32	13-27/18-37	8-21/7-31	.381/.226
02/15	DEPAUL	42/28	51/30	93/64	+29	33-57/26-61	.579/.426	14-29/12-32	19-28/14-29	13-26/8-19	.500/.421
02/18	#19 Marquette	32/22	41/43	73/65	+8	29-61/25-61	.475/.410	14-33/9-28	15-28/16-33	8-23/8-33	.348/.242
02/23	#21 BUTLER	40/21	41/38	81/59	+22	27-54/22-58	.500/.379	15-30/8-22	12-24/14-36	15-26/6-20	.577/.300
03/01	St. John's	37/44	34/47	71/91	(-20)	25-67/33-60	.373/.550	16-36/16-29	9-31/17-31	4-27/14-22	.148/.636
03/04	GEORGETOWN	48/33	43/43	91/76	+15	33-66/26-65	.500/.400	17-35/12-33	16-31/14-32	17-36/8-22	.472/.364
03/07	#8 SETON HALL										

Statistics listed as Creighton/Opponent; Home games in **BOLD CAPS**

[illegible]

Game-by-Game Plus/Minus Chart

The plus/minus figure is a comparison of the Bluejays' points scored (plus) vs. their points allowed (minus) while a specific player is on the floor. For example, if Shereef Mitchell enters the game in the first half with Creighton trailing by three and he departs two minutes later with the Jays ahead by four, he earns a +7 for that stint. These results are tabulated for every player at the conclusion of each game, and also expressed cumulatively. Underlined totals indicate that player led team that night.

Game	Final Score	Mintz	Mitchell	Alexander	Canfield	Zegarowski	Scurry	Bishop	Zeil	Windham	Jefferson	Ballock	Mahoney	Epperson	K. Jones
KENNESAW STATE	81-55	INJ	+21	+26	(-6)	<u>+32</u>	(-2)	+22	0	+1	INJ	<u>+32</u>	OUT	INJ	+4
Michigan	69-79	INJ	<u>+2</u>	(-8)	0	(-12)	0	(-12)	0	0	(-10)	(-12)	OUT	INJ	<u>+2</u>
LOUISIANA TECH	82-72	INJ	+1	+8	+5	+9	DNP	+1	DNP	DNP	+5	+10	OUT	INJ	<u>+11</u>
CAL POLY	86-70	INJ	0	<u>+19</u>	(-4)	+15	(-3)	+18	DNP	(-1)	+17	+17	OUT	INJ	+2
NORTH FLORIDA	76-67	INJ	0	+8	(-2)	<u>+13</u>	DNP	(-1)	DNP	DNP	+9	<u>+13</u>	OUT	INJ	+5
San Diego State	52-83	INJ	(-11)	(-20)	(-16)	(-32)	(-11)	(-11)	DNP	(-9)	(-7)	(-28)	OUT	INJ	(-20)
#12 Texas Tech	83-76 (OT)	INJ	+10	<u>+11</u>	+3	+6	DNP	+5	DNP	DNP	(-3)	+2	OUT	INJ	+1
ORAL ROBERTS	72-60	INJ	+1	<u>+21</u>	(-7)	+18	DNP	(-2)	0	(-4)	+5	+14	OUT	INJ	+14
NEBRASKA	95-76	INJ	+4	+27	(-8)	<u>+30</u>	(-9)	+19	(-7)	(-13)	+24	+28	OUT	INJ	INJ
UTRGV	89-58	INJ	+8	+28	+20	+28	+3	+5	+9	+16	+9	<u>+29</u>	OUT	INJ	INJ
OKLAHOMA	83-73	INJ	+7	+5	DNP	+11	DNP	+8	DNP	DNP	+4	<u>+14</u>	(-4)	INJ	+5
Arizona State	67-60	INJ	(-3)	<u>+14</u>	DNP	+5	DNP	(-2)	DNP	DNP	+12	+9	(-2)	INJ	+2
MIDLAND	91-54	INJ	+21	<u>+34</u>	(-3)	+29	(-4)	<u>+34</u>	(-4)	+12	+18	+27	+21	INJ	DNP
MARQUETTE	92-75	INJ	(-1)	+23	(-7)	+18	(-7)	+24	(-7)	(-7)	+20	<u>+25</u>	+5	INJ	(-1)
#11 Butler	57-71	INJ	(-7)	(-11)	DNP	(-10)	DNP	(-13)	DNP	DNP	(8)	(-13)	(-9)	INJ	<u>+2</u>
#16 VILLANOVA	59-64	INJ	+2	(-5)	DNP	(-7)	DNP	(-13)	DNP	DNP	(-5)	(-4)	+2	INJ	<u>+5</u>
Xavier	77-65	INJ	(-7)	+10	DNP	<u>+19</u>	DNP	+9	DNP	DNP	+17	+14	(-5)	INJ	+3
Georgetown	80-83	INJ	(-4)	(-3)	DNP	(-3)	DNP	<u>+4</u>	DNP	DNP	(-10)	+1	+3	INJ	(-3)
PROVIDENCE	78-74	INJ	0	+3	DNP	+6	DNP	+5	DNP	DNP	<u>+7</u>	+3	(-1)	INJ	(-3)
DePaul	83-68	INJ	(-4)	<u>+15</u>	DNP	<u>+15</u>	DNP	+7	DNP	DNP	<u>+15</u>	+11	+6	INJ	+10
XAVIER	77-66	INJ	(-2)	+10	0	+11	DNP	+4	DNP	DNP	+3	<u>+14</u>	+7	INJ	+8
#8 Villanova	76-61	INJ	INJ	+14	0	<u>+15</u>	0	+10	0	0	+14	<u>+15</u>	+4	INJ	+3
Providence	56-73	INJ	INJ	(-14)	<u>+2</u>	(-22)	<u>+2</u>	(-8)	<u>+2</u>	<u>+2</u>	(-13)	(-19)	(-14)	INJ	(-3)
ST. JOHN'S	94-82	INJ	INJ	+16	(-2)	<u>+17</u>	(-2)	+7	(-2)	(-2)	+11	+14	+2	INJ	+1
#10 Seton Hall	87-82	INJ	INJ	0	DNP	<u>+8</u>	DNP	+3	DNP	DNP	+6	+8	+5	INJ	(-3)
DEPAUL	93-64	INJ	+13	<u>+30</u>	(-3)	+19	+1	+22	+2	+1	+24	+27	+11	INJ	(-2)
#19 Marquette	73-65	INJ	+1	<u>+11</u>	DNP	+7	DNP	(-2)	DNP	DNP	+5	+6	+5	INJ	+7
#21 BUTLER	81-59	INJ	(-4)	<u>+36</u>	(-10)	+26	(-10)	+12	(-10)	(-10)	+14	+30	+19	INJ	+17
St. John's	71-91	INJ	(-2)	(-9)	0	(-19)	DNP	(-16)	(0)	0	(-16)	(-15)	(-24)	INJ	<u>+1</u>
GEORGETOWN	91-76	INJ	(-5)	+20	(-11)	<u>+27</u>	(-5)	+6	(-5)	(-11)	<u>+27</u>	+25	+4	INJ	+3
#8 SETON HALL															
TOTAL		--	+35	+319	(-49)	+294	(-37)	+145	(-22)	(-25)	+200	+297	+35	--	+61

By Starting Line-up

Guard	Guard	Guard/Fwd.	Guard/Fwd.	Forward	W-L
Zegarowski	Alexander	Ballock	Jefferson	Bishop	21-6
Alexander	Ballock	Mahoney	Jefferson	Bishop	1-0
Mitchell	Zegarowski	Alexander	Ballock	Bishop	1-1

Creighton's First Points

Name	Creighton's First Points
Damien Jefferson	9 (7-2)
Marcus Zegarowski	6 (3-3)
Mitch Ballock	5 (4-1)
Ty-Shon Alexander	5 (4-1)
Christian Bishop	3 (3-0)
Denzel Mahoney	1 (1-0)
Shereef Mitchell	1 (1-0)

Charges Taken

Name	Charges Taken
Kelvin Jones	12
Ty-Shon Alexander	6
Marcus Zegarowski	6
Christian Bishop	4
Mitch Ballock	3
Denzel Mahoney	3
Shereef Mitchell	1
Damien Jefferson	1

Four-Point Plays

Name	4-pt. Plays
------	-------------

Technical Fouls

Name	Technical Fouls
------	-----------------

First Substitutions

Name	First Sub
Kelvin Jones	22 (17-5)
Denzel Mahoney	9 (8-1)
Shereef Mitchell	4 (3-1)
Jett Canfield	1 (1-0)
Marcus Zegarowski	1 (1-0)
Damien Jefferson	1 (0-1)

Opening Tip Jump Ball Summary

Name	Jumps Won	Jumps Lost
Christian Bishop	12 (8-4)	18 (15-3)

2019-20 Individual Single-Game Bests

	Creighton	Opponent
Points	32 Marcus Zegarowski vs. #12 Texas Tech (OT), 11/29	36 David Duke, Providence, 1/18
Field Goals	13 Marcus Zegarowski vs. Nebraska, 12/7	12 David Duke, Providence, 1/18
Field Goal Attempts	22 Ty-Shon Alexander at Michigan, 11/12	23 Alonzo Verge Jr., Arizona State, 12/21
		23 Jahvon Blair, Georgetown, 3/4
Field Goal Pct. (min. 5 att)	1.000 Damien Jefferson (6-6) at DePaul, 1/22	.833 Hunter Mengel, Midland, 12/28 (5-6)
3-pt Field Goals	7 Marcus Zegarowski vs. #21 Butler, 2/23	7 Greg Williams Jr., St. John's, 3/1
3-pt Field Goal Attempts	13 Mitch Ballock vs. Georgetown, 3/4	11 Myles Powell, #10 Seton Hall, 2/12
3-pt Field Goal Pct. (min. 5 att)	1.000 Marcus Zegarowski (7-7) vs. #21 Butler, 2/23	.800 Thor Thorbjarnarson (4-5), Nebraska, 12/7
		.800 Collin Gillespie (4-5), #16 Villanova, 1/7
Free Throws	13 Ty-Shon Alexander vs. UTRGV, 12/13	13 Austin Reaves, Oklahoma, 12/17
Free Throw Attempts	15 Ty-Shon Alexander vs. UTRGV, 12/13	14 Austin Reaves, Oklahoma, 12/17
Free Throw Pct. (min. 5 att)	1.000 Ty-Shon Alexander (6-6) at Xavier, 1/11	1.000 Charlie Moore (7-7) at DePaul, 1/22
	1.000 Denzel Mahoney (6-6) at #10 Seton Hall, 2/12	1.000 Jeremiah Robinson-Earl (6-6), #8 Villanova, 2/1
	1.000 Damien Jefferson (5-5) vs. Cal Poly, 11/22	1.000 Wajid Aminu (6-6), North Florida, 11/24
	1.000 Damien Jefferson (5-5) vs. Marquette, 1/1	
	1.000 Denzel Mahoney (5-5) vs. Xavier, 1/26	
Rebounds	12 Ty-Shon Alexander vs. #12 Texas Tech (OT), 11/29	16 Mubarak Muhammed, Louisiana Tech, 11/16
Assists	10 Marcus Zegarowski at DePaul, 1/22	10 Rasheem Dunn, St. John's, 3/1
Blocked Shots	4 Christian Bishop vs. #21 Butler, 2/23	4 Samuel Mailloux, Midland, 12/28
Steals	6 Ty-Shon Alexander vs. Marquette, 1/1	4 Javon Levi, UTRGV, 12/13
Minutes	43 Marcus Zegarowski vs. #12 Texas Tech (OT), 11/29	40 Jagan Mosely, Georgetown, 1/15

Team Single-Game Highs and Lows

	Creighton	Opponent
Points	95 Nebraska, 12/7	91 St. John's, 3/1
Low	52 vs. <i>San Diego State</i> , 11/28	54 Midland, 12/28
Points, Half	58 Midland, 12/28 (1st)	54 Nebraska, 12/7 (2nd)
Low	20 at <i>Providence</i> , 2/5 (2nd)	21 Midland, 12/28 (1st)
		21 #21 Butler, 2/23 (1st)
Field Goals	35 Nebraska, 12/7	33 St. John's, 3/1
	35 Midland, 12/28	
	35 St. John's, 2/8	
Low	20 vs. <i>San Diego State</i> , 11/28	20 North Florida, 11/24
Field Goal Attempts	73 at Michigan, 11/12	74 St. John's, 2/8
Low	49 UTRGV, 12/13	52 <i>San Diego State</i> , 11/28
Field Goal Percentage	.603 St. John's, 2/8 (31-58)	.566 Michigan, 11/12 (30-53)
Low	.368 Oklahoma, 12/17 (21-57)	.328 North Florida, 11/24 (20-61)
		.328 Midland, 12/28 (22-67)
Field Goal Percentage, Half	.679 DePaul, 2/15 (19-28) (2nd)	.609 Providence, 2/5 (14-23) (2nd)
Low	.300 at <i>Providence</i> , 2/5 (9-30) (2nd)	.235 Nebraska, 12/7 (8-34) (1st)
		.235 Oklahoma, 12/17 (8-34) (2nd)
3-pt Field Goals	17 Georgetown, 3/4	14 St. John's, 3/1
Low	3 #16 Villanova, 1/7	2 UTRGV, 12/13
3-pt Field Goal Attempts	36 Georgetown, 3/4	33 #16 Villanova, 1/7
		33 #19 Marquette, 2/18
Low	14 #16 Villanova, 1/7	15 UTRGV, 12/13
		15 Georgetown, 1/15
3-pt Field Goal Percentage	.577 #21 Butler, 2/23 (15-26)	.636 St. John's, 3/1 (14-22)
Low	.148 St. John's, 3/1 (4-27)	.133 UTRGV, 12/13 (2-15)
Free Throws Made	29 Oklahoma, 12/17	19 North Florida, 11/24
		19 Oklahoma, 12/17
Low	0 at Michigan, 11/12	4 Louisiana Tech, 11/16
		4 Xavier, 1/11
Free Throw Attempts	36 Oklahoma, 12/17	24 Nebraska, 12/7
Low	2 at Michigan, 11/12	6 Xavier, 1/11
Free Throw Percentage	1.000 Georgetown, 3/4 (8-8)	.923 #16 Villanova, 1/7 (12-13)
Low	.000 at Michigan, 11/12 (0-2)	.364 Louisiana Tech, 11/16 (4-11)
		.364 DePaul, 2/15 (4-11)
Rebounds	46 Oklahoma, 12/17	45 Xavier, 1/26
Low	21 vs. <i>San Diego State</i> , 11/28	27 Michigan, 11/12
Assists	25 DePaul, 2/15	23 St. John's, 3/1
Low	7 at #11 Butler, 1/4	7 UTRGV, 12/13
		7 Oklahoma, 12/17
Blocked Shots	6 Kennesaw State, 11/5	7 UTRGV, 12/13
	6 #21 Butler, 2/23	
Low	0 UTRGV, 12/13	0 Cal Poly, 11/22
Steals	18 DePaul, 2/15	11 UTRGV, 12/13
		11 Providence, 1/18
Low	1 at #11 Butler, 1/4	11 DePaul, 2/15
		1 Midland, 12/28
		1 St. John's, 2/8
Turnovers	19 DePaul, 2/15	21 DePaul, 2/15
Low	2 Midland, 12/28	5 #16 Villanova, 1/7

Individual Single-Game Bests Under Greg McDermott (2010-Present)

	Creighton	Opponent
Points	45 Doug McDermott vs. Providence, 3/8/14	53 Markus Howard, #21 Marquette, 1/9/19 (OT)
Field Goals	18 Doug McDermott at Bradley, 1/7/12	17 Colt Ryan, Evansville, 2/21/12 (OT)
Field Goal Attempts	26 Doug McDermott vs. St. John's, 1/28	26 Allen Crabbe, California, 12/15/12 26 Markus Howard, #21 Marquette, 1/9/19 (OT)
Field Goal Pct. (most FG, no misses)	1.000 Geoffrey Groselle (8-8) vs Coppin State, 12/28/15 1.000 Justin Patton (8-8) vs. Loyola (Md.), 11/26/16	1.000 Quron Davis (5-5), Chicago State, 11/16/14
3-pt Field Goals	11 Mitch Ballock vs. DePaul, 3/9/19	10 Markus Howard, #21 Marquette, 1/9/19 (OT)
3-pt Field Goal Attempts	15 Ty-Shon Alexander vs. Villanova, 1/13/19	17 Zach Norvell Jr., #1 Gonzaga, 12/1/18
3-pt Field Goal Pct. (most 3FG, no misses)	1.000 Marcus Zegarowski (7-7) vs. #21 Butler, 2/23/20	1.000 Marc Sonnen (5-5), Northern Iowa, 1/10/12
Free Throws	14 Austin Chatman vs. South Dakota (2OT), 12/9/14	18 Khadeen Carrington, Seton Hall, 2/15/17
Free Throw Attempts	16 Doug McDermott vs. Seton Hall, 2/23/14	22 Khadeen Carrington, Seton Hall, 2/15/17
Free Throw Pct. (most FT, no misses)	1.000 Doug McDermott (13-13) vs UAPB, 12/17/13	1.000 E.C. Matthews (10-10), Rhode Island, 3/17/17 1.000 Jeff Dowtin (10-10), Rhode Island, 3/17/17 1.000 Myles Powell (10-10), Seton Hall, 2/9/19
Rebounds	18 Kenny Lawson Jr. vs. Saint Joseph's, 12/11/10	17 RaShid Gaston, #22 Xavier, 1/16/17 17 Angel Delgado, Seton Hall, 2/15/17
Assists	14 Maurice Watson Jr. at Seton Hall, 1/9/16 14 Maurice Watson Jr. at Providence, 1/7/17	13 Josh Perkins, #1 Gonzaga, 12/1/18
Blocked Shots	7 Gregory Echenique at Missouri State, 1/22/11	8 Sir'Dominic Pointer, St. John's 2/7/15
Steals	6 Davion Mintz at #10 Marquette, 3/3/19 6 Ty-Shon Alexander vs. Marquette, 1/1/20	6 Shamorie Ponds, St. John's, 2/28/17 6 Shamorie Ponds, St. John's, 1/30/19 6 Quincy McKnight, Seton Hall, 2/17/19
Minutes	47 Austin Chatman vs. South Dakota (2OT), 12/9/14	45 Eric Paschall, #14 Villanova (OT), 2/6/19

Team Single-Game Highs and Lows Under Greg McDermott (2010-Present)

	Creighton	Opponent
Points	116 USC Upstate, 12/20/17	106 #21 Marquette, 1/9/19 (OT)
Low	40 #21 Georgetown, 1/31/15	36 Maryland Eastern Shore, 12/15/17
Points, Half	62 Longwood, 12/9/16 (1st)	62 #1 Gonzaga, 12/1/18 (2nd)
Low	14 at #4 Villanova, 1/25/15 (1st)	12 Bemidji State, 2/13/18 (2nd)
Field Goals	42 USC Upstate, 12/20/17	37 #1 Villanova, 2/1/18
Low	42 Coe, 12/20/18 11 #21 Georgetown, 1/31/15	37 Butler, 2/20/18 13 Indiana State, 1/4/14 13 Maryland Eastern Shore, 12/15/17
Field Goal Attempts	79 Truman State, 1/14/17	78 California, 12/15/12
Low	37 vs. Middle Tennessee, 11/29/14	42 Seton Hall, 1/4/14
Field Goal Percentage	.775 at Southern Illinois, 2/14/12 (31-40)	.680 #16 Villanova, 1/2/16 (34-50)
Low	.208 #21 Georgetown, 1/31/15	.236 Maryland Eastern Shore, 12/15/17 (13-55)
Field Goal Percentage, Half	.800 at Southern Illinois, 2/14/12 (16-20) (2nd)	.750 Georgetown, 1/3/15 (15-20) (2nd)
Low	.179 #21 Georgetown, 1/31/15 (5-28) (1st)	.121 Bemidji State, 2/13/18 ((4-33) (2nd)
3-pt Field Goals	22 Coe, 12/20/18	19 #1 Villanova, 2/1/18
Low	1 at Georgetown, 1/25/17 1 vs. Indiana State, 3/9/13 1 St. John's, 1/28/14 1 #5 Xavier, 2/9/16	1 vs. Drake, 3/2/12
3-pt Field Goal Attempts	39 at North Texas, 12/21/14	39 Seton Hall, 2/15/17 39 #1 Villnova, 2/1/18 39 #3 Villanova, 2/24/18 7 #19 Butler, 2/16/15
Low	6 at Tulsa, 12/19/11	
3-pt Field Goal Percentage	.857 at Southern Illinois, 2/14/12 (12-14)	.636 St. John's, 3/1/20 (14-22)
Low	.056 at Georgetown, 1/25/17 (1-18)	.048 #5 Xavier, 2/9/16 (1-21)
Free Throws Made	36 Davidson, 3/21/11	28 Seton Hall, 2/15/17 28 Rhode Island, 3/17/17 0 Alabama State, 11/12/10 0 North Carolina Central, 11/23/14
Low	0 at Michigan, 11/12/19	40 Massachusetts, 11/25/15 3 (4x) last Coe, 12/20/18
Free Throw Attempts	43 Davidson, 3/21/11	1.000 Wichita State, 2/11/12 (17-17)
Low	2 at Michigan, 11/12/19	.000 Alabama State, 11/12/10 (0-4) .000 North Carolina Central, 11/23/14 (0-3)
Free Throw Percentage	1.000 Xavier, 2/3/19 (13-13)	
Low	.000 at Michigan, 11/12/19 (0-2)	
Rebounds	56 Houston Baptist, 12/17/11	53 at California, 12/15/12
Low	19 Boise State, 11/28/12	14 Coe, 12/20/18
Assists	32 USC Upstate, 12/20/17	25 Evansville, 2/21/12 (OT)
Low	5 at Northern Iowa, 2/4/12	4 Massachusetts, 11/25/15
Blocked Shots	9 Bemidji State, 2/13/18	11 #3 Oklahoma, 12/19/15
Low	0 (41x) last UTRGV, 12/13/19	0 (19x) last Cal Poly, 11/22/19
Steals	18 DePaul, 2/15/20	14 Drake, 1/3/12
Low	0 (3x) last Providence, 1/17/15	0 Wichita State, 2/11/12
Turnovers	20 (3x) last at #10 Xavier, 1/13/18	25 Tulsa, 12/19/12
Low	2 Midland, 12/28/19	2 at Northern Iowa, 2/4/12

GAME 1												Kennesaw State (0-1)	55
Nov. 5, 2019												Creighton (1-0)	81
CHI Health Center Omaha												Omaha, Neb.	
Defining Moment: Creighton opened the first half by scoring the first nine points and the second half on a 20-2 run.													
Key Stat: Creighton made its first five three-point shots and outscored the Owls 36-9 from behind the arc.													
KENNESAW STATE	fg-a	3fg-a	ft-a	reb	pf	pts	ast	to	blk	stl	min		
Antonio Spencer.....	3-4	0-0	0-0	8	1	6	1	3	1	0	24		
Bryson Lockley.....	4-12	2-6	2-4	7	0	12	1	1	1	1	33		
Adili Kuerban.....	0-5	0-3	0-0	5	2	0	4	3	0	0	23		
Tyler Hooker.....	2-9	0-2	6-7	2	2	10	0	4	0	1	33		
C.J. Washington.....	1-5	0-1	0-0	1	1	2	1	0	0	1	17		
Terrell Burden.....	3-6	0-3	0-2	1	3	6	0	4	0	0	22		
Danny Lewis.....	7-13	1-5	0-0	3	3	15	0	2	0	1	24		
Armani Harris.....	2-5	0-0	0-0	5	2	4	2	0	0	1	20		
Bobby Miller.....	0-0	0-0	0-0	0	0	0	0	0	0	0	1		
Drew Romich.....	0-0	0-0	0-0	1	0	0	0	0	0	0	3		
Team Rebounds.....				1						1			
Totals.....	22-59	3-20	8-13	34	14	55	9	18	2	5	200		
	.373	.150	.615										
CREIGHTON	fg-a	3fg-a	ft-a	reb	pf	pts	ast	to	blk	stl	min		
Christian Bishop.....	6-10	0-0	0-2	7	3	12	0	4	3	1	18		
Shereef Mitchell.....	4-7	0-2	0-1	6	1	8	3	2	0	3	28		
Ty-Shon Alexander.....	6-11	5-8	2-2	4	0	19	1	1	1	0	29		
Marcus Zegarowski.....	7-10	4-5	0-0	3	1	18	5	3	0	2	30		
Mitch Ballcock.....	2-7	0-2	0-0	7	2	4	3	2	1	1	30		
Jett Canfield.....	0-2	0-1	0-0	1	2	0	2	0	0	1	17		
Jordan Scurry.....	2-4	1-3	0-0	2	0	5	0	1	0	1	7		
Nic Zeil.....	0-0	0-0	0-0	0	0	0	0	0	0	0	6		
Jalen Windham.....	3-6	2-4	0-0	5	1	8	1	2	0	0	19		
Kelvin Jones.....	3-6	0-0	1-3	6	3	7	1	0	1	0	16		
Team Rebounds.....				0									
Totals.....	33-63	12-25	3-8	41	13	81	16	15	6	9	200		
	.524	.480	.375										
Officials: Kipp Kissinger, Tommy Morrissey, Lamar Simpson													
Technical Fouls: None. Attendance: 16,321													
Team	1st	2nd	Total	1stFG%	2ndFG%	Total%	Deadball						
Kennesaw State	31	24	55	.364	.385	.373	2						
Creighton	39	42	81	.500	.548	.524	0						

GAME 2												Creighton (1-1)	69
Nov. 12, 2019												Michigan (2-0)	79
Crisler Center												Ann Arbor, Mich.	
Defining Moment: After Creighton used an 18-7 run to close the first half with a 41-38 lead, Michigan answered with a 22-11 run to open the second half.													
Key Stat: Creighton was outscored 10-0 at the free throw line in a 10-point loss, the first time in more than 40 years the Bluejays were blanked at the charity stripe.													
CREIGHTON	fg-a	3fg-a	ft-a	reb	pf	pts	ast	to	blk	stl	min		
Christian Bishop.....	4-7	0-0	0-2	5	1	8	3	2	0	1	24		
Shereef Mitchell.....	1-7	0-0	0-0	2	1	2	0	1	0	0	18		
Ty-Shon Alexander.....	9-22	2-6	0-0	8	3	20	3	2	1	3	36		
Marcus Zegarowski.....	8-17	2-6	0-0	6	3	18	3	0	0	0	37		
Mitch Ballcock.....	4-10	3-8	0-0	3	2	11	3	0	0	1	38		
Jett Canfield.....	1-1	0-0	0-0	0	0	2	0	0	0	0	1		
Jordan Scurry.....	0-0	0-0	0-0	0	0	0	0	0	0	0	1		
Nic Zeil.....	0-0	0-0	0-0	0	0	0	0	0	0	0	1		
Jalen Windham.....	0-0	0-0	0-0	0	0	0	0	0	0	0	1		
Damien Jefferson.....	1-3	0-0	0-0	1	2	1	0	0	0	0	27		
Kelvin Jones.....	3-6	0-0	0-0	9	1	6	2	2	0	1	16		
Team Rebounds.....				4						1			
Totals.....	31-73	7-20	0-2	38	12	69	15	8	1	6	200		
	.425	.350	.000										
MICHIGAN	fg-a	3fg-a	ft-a	reb	pf	pts	ast	to	blk	stl	min		
Isaiah Livers.....	8-12	4-7	2-2	4	0	22	0	1	2	0	38		
Jon Teske.....	7-12	0-3	3-4	7	1	17	1	1	3	2	32		
Zavier Simpson.....	7-11	2-3	1-2	3	3	17	9	4	1	0	34		
Adrien Nunez.....	1-3	1-3	0-0	0	0	3	0	0	0	0	11		
Eli Brooks.....	3-7	1-3	0-0	1	1	7	4	3	0	1	34		
David DeJulius.....	2-4	1-3	4-4	7	0	9	1	1	0	0	28		
Colin Castleton.....	1-2	0-0	0-0	1	2	2	1	1	0	0	7		
Brandon Jones Jr.....	1-2	0-1	0-0	1	0	2	0	0	0	0	16		
Team Rebounds.....				3									
Totals.....	30-53	9-23	10-12	27	7	79	16	11	6	3	200		
	.560	.391	.833										
Officials: Mike Roberts, James Breeding, Mike Eades													
Technical Fouls: None. Attendance: 11,398													
Team	1st	2nd	Total	1stFG%	2ndFG%	Total%	Deadball						
Creighton	41	28	69	.450	.394	.425	2						
Michigan	38	41	79	.536	.600	.566	1,1						

GAME 3												Louisiana Tech (2-1)	72
Nov. 16, 2019												Creighton (2-1)	82
CHI Health Center Omaha												Omaha, Neb.	
Defining Moment: Creighton overcame an early 8-2 deficit with a 24-7 run and never trailed again.													
Key Stat: Creighton outscored Louisiana Tech 39-24 from behind the arc.													
LOUISIANA TECH	fg-a	3fg-a	ft-a	reb	pf	pts	ast	to	blk	stl	min		
Mubarak Muhammed.....	6-9	1-1	1-4	16	2	14	1	2	0	2	33		
Derrick Jean.....	5-13	2-7	0-0	5	3	12	6	1	1	0	35		
Kalob Ledoux.....	4-13	1-9	0-0	7	2	9	1	2	0	1	32		
JaColby Pemberton.....	2-5	0-1	2-4	5	5	6	1	2	0	0	19		
DaQuan Bracey.....	7-13	2-3	1-1	1	3	17	2	2	0	3	32		
Amorie Archibald.....	4-7	2-4	0-0	2	4	10	0	2	0	0	20		
Xavier Armstead.....	0-2	0-2	0-0	1	0	0	0	0	0	0	4		
Isaiah Crawford.....	1-4	0-1	0-2	1	0	2	1	0	0	2	18		
Andrew Gordon.....	1-1	0-0	0-0	3	1	2	0	1	0	0	7		
Team Rebounds.....				2									
Totals.....	30-68	8-28	4-11	43	20	72	12	12	1	8	200		
	.441	.286	.364										
CREIGHTON	fg-a	3fg-a	ft-a	reb	pf	pts	ast	to	blk	stl	min		
Christian Bishop.....	0-5	0-0	3-4	3	4	3	0	0	1	0	17		
Damien Jefferson.....	2-6	0-2	1-3	7	1	5	2	2	0	0	34		
Ty-Shon Alexander.....	6-10	4-5	1-2	5	2	17	3	1	0	0	38		
Marcus Zegarowski.....	4-10	4-9	5-8	5	2	17	5	2	1	1	35		
Mitch Ballcock.....	7-14	5-11	3-3	6	0	22	3	1	0	2	38		
Shereef Mitchell.....	2-4	0-2	0-0	1	1	4	0	0	0	2	18		
Jett Canfield.....	0-0	0-0	0-0	0	0	0	1	0	0	1	4		
Kelvin Jones.....	6-9	0-0	2-2	4	4	14	1	2	0	1	16		
Team Rebounds.....				3									
Totals.....	27-58	13-29	15-22	34	14	82	15	10	3	7	200		
	.466	.448	.682										
Officials: Mike Stephens, Matt Potter, Tony Henderson													
Technical Fouls: DaQuan Bracey (1). Attendance: 16,919													
Team	1st	2nd	Total	1stFG%	2ndFG%	Total%	Deadball						
Louisiana Tech	36	36	72	.429	.455	.441	4						
Creighton	42	40	82	.500	.423	.466	2						

GAME 4												Cal Poly (1-4)	70
Nov. 22, 2019												Creighton (3-1)	86
CHI Health Center Omaha												Omaha, Neb.	
Defining Moment: Creighton never trailed, making its first seven shots while taking an early 18-5 lead.													
Key Stat: Creighton converted 18 Cal Poly turnovers into 27 points.													
CAL POLY	fg-a	3fg-a	ft-a	reb	pf	pts	ast	to	blk	stl	min		
Tuukka Jaakkola.....	2-4	0-0	1-2	5	4	5	0	1	0	0	16		
Kyle Colvin.....	7-12	3-5	1-1	7	4	18	1	2	0	0	31		
Keith Smith.....	0-1	0-0	0-0	3	1	0	4	1	0	0	20		
Junior Ballard.....	7-12	2-5	1-3	1	1	17	1	2	0	0	26		
Samuel Smith.....	3-8	0-1	1-1	2	2	7	0	3	0	1	24		
Job Alexander.....	2-3	0-0	0-0	2	0	4	0	3	0	1	8		
Malek Harwell.....	6-8	4-6	0-0	2	3	16	2	2	0	0	24		
Colby Rogers.....	1-2	0-0	0-0	1	1	2	2	2	0	2	16		
Mark crowe.....	0-2	0-2	0-0	0	0	0	2	2	0	0	12		
Jared Rice.....	0-0	0-0	0-0	0	0	0	0	0	0	0	1		
Alimamy Koroma.....	0-1	0-0	1-3	4	4	1	0	1	0	0	21		
Colin McCarthy.....	0-1	0-0	0-0	0	0	0	0	0	0	0	1		
Team Rebounds.....				5									
Totals.....	28-54	9-19	5-10	32	20	70	12	18	0	4	200		
	.519	.474	.500										
CREIGHTON	fg-a	3fg-a	ft-a	reb	pf	pts	ast	to	blk	stl	min		
Christian Bishop.....	4-5	1-1	1-2	4	2	10	2	1	1	1	25		
Damien Jeffersons.....	6-15	0-4	5-5	8	3	17	2	1	0	1	28		
Ty-Shon Alexander.....	3-5	0-1	7-8	1	2	13	1	0	0	1	29		
Marcus Zegarowski.....	6-11	4-7	2-2	2	3	18	6	1	0	0	37		
Mitch Ballcock.....	5-9	4-6	3-4	2	1	17	2	1	0	4	32		
Shereef Mitchell.....	3-4	0-1	1-1	2	1	7	2	0	0	2	14		
Jett Canfield.....	0-1	0-1	0-0	1	0	0	1	0	0	0	12		
Jordan Scurry.....	0-0	0-0	0-0	0	1	0	0	0	0	0	2		
Jalen Windham.....	0-2	0-1	0-0	0	0	0	0	1	0	1	7		
Kevin Johnson.....	2-4	0-0	0-1	5	3	4	0	4	0	1	14		
Team Rebounds.....				0									
Totals.....	29-45	9-22	19-23	25	16	86	16	9	1	11	200		
	.518	.409	.826										
Officials: Evon Burroughs, Keith Kimble, A.J. Desai													
Technical Fouls: None. Attendance: 16,783													
Team	1st	2nd	Total	1stFG%	2ndFG%	Total%	DeadBall						
Cal Poly	38	32	70	.517	.520	.519	3						
Creighton	51	35	86	.667	.346	.518	2						

Team	1st	2nd	Total	1stFG%	2ndFG%	Total%	Deadbal
St. John's	37	45	82	.390	.455	.419	0
#21 Creighton	47	47	94	.594	.615	.603	1



Shereef Mitchell

6-0 • 155
Fr. • Guard
Omaha, Neb.

#4

2019-20 Season Highlights

- Became Creighton's third true freshman in 20 years to start the season-opener, joining Doug McDermott (2010) and Khyri Thomas (2015).
- Owned eight points, six rebounds, three assists and three steals in his debut vs. Kennesaw State (Nov. 5).
- His three steals were the most by a freshman in a CU debut since 2007.
- Scored 10 points vs. San Diego State (Nov. 28).
- Dished six assists without a turnover in victory vs. Midland (Dec. 28).
- Missed four games due to injury from Feb. 1-12.
- Returned from injury with a flourish, notching season-high 11 points and adding a pair of steals in win vs. DePaul (Feb. 15).
- Also made his first career three-pointer vs. DePaul as part of a 4-for-4 shooting night.
- Tied career-high with six assists vs. Georgetown (March 4), adding two steals and his first career blocked shot.
- Omaha native who last year went to Sunrise Christian Academy in Bel Aire, Kan., just outside of Wichita.
- Had 10 assists and 7 steals in 3 games in Australia, averaging 5.3 points per game.
- Honorary captain of *Omaha World-Herald's* All-Nebraska team in 2017-18.
- Father Alvin Mitchell, played hoops at Nebraska and Cincinnati.
- Has skills to be a tenacious defender.

Game-by-Game Statistics

#4 Shereef Mitchell's Game-by-Game Stats

Opponent	Min	FG	Pct	3FG	Pct	FT	Pct	O-D-R	A	T	B	S	Pts.
KENNESAW STATE	28	4-7	.571	0-2	.000	0-1	.000	1-5-6	3	2	0	3	8
Michigan	18	1-7	.143	0-0	---	0-0	---	2-0-2	0	1	0	0	2
LOUISIANA TECH	18	2-4	.500	0-2	.000	0-0	---	0-1-1	0	0	0	2	4
CAL POLY	14	3-4	.750	0-1	.000	1-1	1.000	0-2-2	2	0	0	2	7
NORTH FLORIDA	17	0-3	.000	0-1	.000	0-0	---	0-2-2	2	1	0	1	0
San Diego State	23	3-4	.750	0-0	---	4-4	1.000	0-0-0	2	0	0	2	10
#12 Texas Tech	23	2-3	.667	0-0	---	0-0	---	0-1-1	1	1	0	0	4
ORAL ROBERTS	19	1-4	.250	0-1	.000	4-4	1.000	1-2-3	2	0	0	0	6
NEBRASKA	23	2-3	.667	0-0	---	1-1	1.000	1-1-2	3	3	0	2	5
UTRGV	24	3-6	.500	0-0	---	2-2	1.000	0-3-3	2	1	0	0	8
OKLAHOMA	18	1-2	.500	0-1	.000	0-0	---	0-1-1	1	0	0	0	2
Arizona State	10	0-1	.000	0-0	---	0-0	---	0-2-2	0	0	0	0	0
MIDLAND	17	0-2	.000	0-0	---	0-2	.000	0-2-2	6	0	0	0	0
MARQUETTE	14	0-0	---	0-0	---	0-0	---	0-2-2	2	1	0	1	0
#11 Butler	3	0-1	.000	0-0	---	0-0	---	0-0-0	0	0	0	0	0
#16 VILLANOVA	3	0-1	.000	0-0	---	0-0	---	0-0-0	0	0	0	0	0
Xavier	9	0-0	---	0-0	---	0-0	---	0-0-0	1	0	0	0	0
Georgetown	8	1-1	1.000	0-0	---	0-1	.000	0-0-0	1	0	0	0	2
PROVIDENCE	11	0-0	---	0-0	---	0-0	---	0-1-1	0	3	0	0	0
DePaul	8	1-3	.333	0-1	.000	0-2	.000	1-1-2	1	1	0	1	2
XAVIER	3	0-0	---	0-0	---	1-2	.500	0-2-2	0	0	0	0	1
#8 Villanova	Did	Not	Play	---	Injured								
Providence	Did	Not	Play	---	Injured								
ST. JOHN'S	Did	Not	Play	---	Injured								
#10 Seton Hall	Did	Not	Play	---	Injured								
DEPAUL	13	4-4	1.000	1-1	1.00	2-2	1.000	0-2-2	1	4	0	2	11
#19 Marquette	7	0-0	---	0-0	---	0-0	---	0-1-1	1	0	0	0	0
#21 BUTLER	13	0-3	.000	0-1	.000	0-0	---	0-1-1	2	3	0	1	0
St. John's	5	0-1	.000	0-1	.000	0-0	---	0-0-0	0	1	0	0	5
GEORGETOWN	20	1-1	1.000	0-0	---	0-0	---	0-0-0	6	0	1	2	2
#8 SETON HALL													

Season and Career Highs

#4 Shereef Mitchell	SEASON	CAREER
Points	11 DePaul, 2/15	Same
Rebounds	6 Kennesaw State, 11/5	Same
FG	4 (2x) last DePaul, 2/15	4 (2x) last DePaul, 2/15/20
FGA	7 (2x) last at Michigan, 11/12	7 (2x) last at Michigan, 11/12/19
3FG	1 DePaul, 2/15	Same
3FGA	2 (2x) last Louisiana Tech, 11/16	2 (2x) last Louisiana Tech, 11/16/19
FT	4 (2x) last Oral Roberts, 12/3	4 (2x) last Oral Roberts, 12/3/19
FTA	4 (2x) last Oral Roberts, 12/3	4 (2x) last Oral Roberts, 12/3/19
Assists	6 (2x) last Georgetown, 3/4	6 (2x) last Georgetown, 3/4/20
Steals	3 Kennesaw State, 11/5	Same
Blocks	1 Georgetown, 3/4	Same
Minutes	28 Kennesaw State, 11/5	Same

Shereef Mitchell's Career Statistics

Year	GP-GS	Min.-Avg.	FGM-A	Pct.	3FGM-A	Pct.	FTM-A	Pct.	Off-Def	Total	Avg.	PF-D	Ast.	TO	Blk.	Stl.	Pts.	Avg.
2019-20	26-2	370-14.2	29-65	.446	1-12	.083	15-22	.682	6-32	38	1.5	38-0	39	22	1	19	74	2.8



Ty-Shon Alexander

6-4 • 195
Jr. • Guard
Charlotte, N.C.

#5

2019-20 Season Highlights

- BIG EAST ranks: 2nd in free throw percentage; 3rd in points/game; 4th in minutes per game; 4th in three-pointers made per game; 6th in three-point percentage; 8th in steals/game.
- Currently ranks 26th in CU history with 1,226 career points.
- Became the 42nd Bluejay to reach 1,000 career points at Georgetown (1/15), doing it in his 85th career game.
- Has made multiple three-pointers in each of his last 10 games.
- Has made at least one trey and scored in double-figures in 14 straight games.
- Preseason First Team All-BIG EAST in 2019-20 after finishing last season with Honorable Mention All-BIG EAST acclaim as a sophomore.
- Also one of five finalists for the Jerry West Award, given to the nation's best shooting guard, and was also on the Preseason Watch List for the John R. Wooden Award.
- Has emerged to team's defensive stopper in 2019-20 and been called by Greg McDermott the best two-way guard in the BIG EAST.
- Added 20 points, eight rebounds and three steals at Michigan (Nov. 12).
- Had 17 points vs. Louisiana Tech, making 4-of-5 three-pointers (Nov. 16).
- Notched first career double-double with 18 points and a career-best 12 rebounds in overtime win vs. No. 12 Texas Tech (Nov. 29).
- Scored 22 points vs. Nebraska (Dec. 7), then matched that vs. UTRGV (Dec. 13).
- Notched second career double-double vs. Oklahoma (19 & 11) (Dec. 17).
- Had 21 points, eight rebounds and career-high six steals vs. Marquette (Jan. 1) while also helping to limit national scoring leader Markus Howard to 18 points on 6-of-16 shooting.
- Had 18 points and seven rebounds in win at Xavier (Jan. 11).
- Scored season-high 24 points vs. Providence (Jan. 18), including a personal 5-0 run in last 90 seconds to tie the game.
- Matched season-high with 24 points in win vs. Xavier (Jan. 26).
- Contributed 14 points during early 26-7 run in 76-61 win at No. 8 Villanova (Feb. 1).
- Scored 18 points and helped limit Myles Powell to 3-for-16 shooting in win at No. 10 Seton Hall (Feb. 12).
- Tied season-best with 24 points, adding five steals and career-high eight assists in win vs. DePaul (Feb. 15).
- Scored 22 points and helped limit Markus Howard to 13 points on 4-of-14 shooting.
- Led team in scoring (15.7 ppg.) last year, nearly tripling the average from his freshman campaign (5.5).
- Ranked fourth in the BIG EAST in three-pointers per game last year and 10th in scoring.
- Set CU record with a 3FG in 33 straight games from Feb. 27, 2018-Mar. 6, 2019.
- His 97 three-pointers last year were fourth-most in CU single-season history and trailed only Kyle Korver (100 in 2000-01) among sophomores.
- Helped USA Basketball to a bronze medal at the Pan American Games in Lima, Peru, in August, contributing 25 points and 11 rebounds over five games.

Game-by-Game Statistics

#5 Ty-Shon Alexander's Game-by-Game Stats															
Opponent	Min	FG	Pct	3FG	Pct	FT	Pct	O-D-R	A	T	B	S	Pts.		
KENNESAW STATE	29	6-11	.545	5-8	.625	2-2	1.000	0-4-4	1	1	1	0	19		
Michigan	36	9-22	.409	2-6	.333	0-0	---	3-5-8	3	2	1	3	20		
LOUISIANA TECH	38	6-10	.600	4-5	.800	1-2	.500	1-4-5	3	3	1	0	17		
CAL POLY	29	3-5	.600	0-1	.000	7-8	.875	0-1-1	1	0	0	1	13		
NORTH FLORIDA	36	6-13	.462	4-8	.500	2-2	1.000	1-5-6	4	0	0	1	18		
San Diego State	30	3-11	.273	1-4	.250	1-2	.500	0-3-3	0	3	1	0	8		
#12 Texas Tech	41	5-15	.333	3-8	.375	5-7	.714	0-12-12	3	5	0	0	18		
ORAL ROBERTS	35	5-12	.417	4-9	.444	0-0	---	0-8-8	1	3	0	1	14		
NEBRASKA	34	6-13	.462	4-9	.444	6-6	1.000	1-5-6	2	2	0	1	22		
UTRGV	31	4-8	.500	1-4	.250	13-15	.867	0-8-8	2	4	0	3	22		
OKLAHOMA	39	6-17	.353	3-9	.333	4-5	.800	1-10-11	1	1	0	1	19		
Arizona State	34	1-8	.125	1-4	.250	2-2	1.000	0-4-4	2	2	0	0	5		
MIDLAND	25	7-9	.778	2-3	.667	3-4	.750	0-1-1	2	0	0	1	19		
MARQUETTE	34	8-13	.615	2-5	.400	3-3	1.000	0-8-8	1	0	1	6	21		
#11 Butler	38	3-8	.375	1-5	.200	4-4	1.000	0-7-7	4	1	0	0	11		
#16 VILLANOVA	40	2-10	.200	0-5	.000	4-5	.800	0-4-4	1	3	0	1	8		
Xavier	36	5-16	.313	2-6	.333	6-6	1.000	1-6-7	2	0	0	0	18		
Georgetown	37	6-16	.375	2-10	.200	0-0	---	0-5-5	3	3	0	2	14		
PROVIDENCE	33	8-10	.800	2-2	1.000	6-7	.857	0-3-3	2	1	0	1	24		
DePaul	35	1-4	.250	1-3	.333	9-12	.750	0-2-2	2	0	0	2	12		
XAVIER	38	5-15	.333	4-12	.333	10-11	.909	0-3-3	2	0	0	2	24		
#8 Villanova	39	5-10	.500	4-6	.667	2-2	1.000	0-10-10	2	1	0	1	16		
Providence	38	5-15	.333	3-9	.333	2-2	1.000	0-5-5	1	1	0	0	15		
ST. JOHN'S	34	5-11	.455	3-8	.375	3-4	.750	0-3-3	5	0	1	0	16		
#10 Seton Hall	37	5-13	.385	4-8	.500	4-4	1.000	0-3-3	1	1	0	2	18		
DEPAUL	33	8-12	.667	3-5	.600	5-7	.714	0-1-1	8	1	1	5	24		
#19 Marquette	36	9-21	.429	4-11	.364	0-0	---	0-5-5	4	1	0	0	22		
#21 BUTLER	28	4-8	.500	3-5	.600	4-4	1.000	0-1-1	4	0	0	2	15		
St. John's	35	6-16	.375	2-8	.250	5-6	.833	0-4-4	0	0	0	1	19		
GEORGETOWN	30	5-11	.455	4-8	.500	4-4	1.000	0-5-5	1	3	0	1	18		
#8 SETON HALL															

Season and Career Highs

#5 Ty-Shon Alexander SEASON								CAREER							
Points	24 (3x)	last DePaul, 2/15	36	#16 Clemson, 11/21/18				Rebounds	12	vs. #12 Texas Tech (OT), 11/29	Same				
FG	9 (2x)	last at #19 Marquette, 2/18	11	#1 Gonzaga, 12/1/18				FGA	22	at Michigan, 11/12	22 (2x)	last at Michigan, 11/12/19			
3FG	5	Kennesaw State, 11/5	7	#16 Clemson, 11/21/18				3FGA	12	Xavier, 1/26	15	Villanova, 1/13/19			
FT	13	UTRGV, 12/13	Same					FTA	15	UTRGV, 12/13	Same				
Assists	8	DePaul, 2/15	Same					Steals	6	Marquette, 1/1	Same				
Blocks	1 (7x)	last DePaul, 2/15	1 (21x)	last DePaul, 2/15/20				Minutes	41	vs. #12 Texas Tech (OT), 11/29	42	#21 Marquette, 1/9/19 (OT)			

Ty-Shon Alexander's Career Statistics

Year	GP-GS	Min.-Avg.	FGM-A	Pct.	3FGM-A	Pct.	FTM-A	Pct.	Off-Def	Total	Avg.	PF-D	Ast.	TO	Blk.	Stl.	Pts.	Avg.
2017-18	33-1	584-17.7	61-146	.418	32-96	.333	29-41	.707	6-63	69	2.1	31-1	58	41	4	9	183	5.5
2018-19	34-34	1118-32.9	176-433	.406	97-266	.365	85-107	.794	17-118	135	4.0	70-0	92	69	10	41	534	15.7
2019-20	30-30	1038-34.6	157-363	.433	78-194	.402	117-136	.860	8-145	153	5.1	52-0	68	42	7	38	509	17.0
Totals	97-65	2740-28.2	394-942	.418	207-556	.372	231-284	.813	31-326	357	3.7	153-1	218	152	21	88	1226	12.6



Jett Canfield

5-10 • 155
Fr. • Guard
Topeka, Kan.

#10

2019-20 Season Highlights

- Reserve guard who redshirted at Creighton last season.
- Was surprised with a scholarship during team's practice on Feb. 3 at The Palestra.
- Owned 11 assists and just one turnover in non-conference play.
- Through March 4th, one of three players in the nation with 12+ assists with two turnovers or less in 2019-20.
- One of eight men nationally to play at least 127 minutes with two turnovers or less (through March 4th).
- Was CU's first guard off the bench vs. Kennesaw State and finished with two assists, one steal and one rebound in 17 minutes (Nov. 5).
- Scored first collegiate points at Michigan (Nov. 12).
- Made first career three-pointer during overtime win vs. #12 Texas Tech (Nov. 29).
- Also made a three-pointer vs. Oral Roberts (Dec. 3).
- Had four points, two assists and two steals in a career-high 24 minutes vs. UTRGV (Dec. 13).
- Contributed five points and two assists while playing in two games in Australia.
- Scored six points and grabbed three rebounds in exhibition win vs. McKendree (Nov. 1).
- Scored his first career BIG EAST points on Feb. 15 vs. DePaul, sinking a pair of foul shots.
- Given name is Jordan, but goes by Jett.
- Won a state title at Hayden Catholic (Topeka, Kan.) as a senior in high school.

Game-by-Game Statistics

#10 Jett Canfield's Game-by-Game Stats


Opponent	Min	FG	Pct	3FG	Pct	FT	Pct	O-D-R	A	T	B	S	Pts.
KENNESAW STATE	17	0-2	.000	0-1	.000	0-0	---	0-1-1	2	0	0	1	0
Michigan	1	1-1	1.000	0-0	---	0-0	---	0-0-0	0	0	0	0	2
LOUISIANA TECH	4	0-0	---	0-0	---	0-0	---	0-0-0	1	0	0	1	0
CAL POLY	12	0-1	.000	0-1	.000	0-0	---	0-1-1	1	0	0	0	0
NORTH FLORIDA	8	1-4	.250	0-2	.000	0-0	---	0-1-1	0	0	0	0	2
San Diego State	14	0-0	---	0-0	---	0-0	---	0-1-1	2	0	0	0	0
#12 Texas Tech	4	1-1	1.000	1-1	1.000	0-0	---	0-0-0	0	0	0	0	3
ORAL ROBERTS	5	1-2	.500	1-2	.500	0-0	---	0-0-0	0	0	0	1	3
NEBRASKA	6	0-1	.000	0-1	.000	0-0	---	0-0-0	1	1	0	0	0
UTRGV	24	1-3	.333	1-2	.500	1-2	.500	0-0-0	2	0	0	2	4
OKLAHOMA	Did	Not	Play										
Arizona State	Did	Not	Play										
MIDLAND	10	0-1	.000	0-1	.000	0-0	---	0-1-1	2	0	0	0	0
MARQUETTE	3	0-0	---	0-0	---	0-0	---	0-0-0	0	0	0	0	0
#11 Butler	Did	Not	Play										
#16 VILLANOVA	Did	Not	Play										
Xavier	Did	Not	Play										
Georgetown	Did	Not	Play										
PROVIDENCE	Did	Not	Play										
DePaul	Did	Not	Play										
XAVIER	1	0-0	---	0-0	---	0-0	---	0-0-0	0	0	0	0	0
#8 Villanova	0+	0-0	---	0-0	---	0-0	---	0-0-0	0	0	0	0	0
Providence	1	0-0	---	0-0	---	0-0	---	0-0-0	1	0	0	0	0
ST. JOHN'S	1	0-0	---	0-0	---	0-0	---	0-0-0	0	0	0	0	0
#10 Seton Hall	Did	Not	Play										
DEPAUL	6	0-0	---	0-0	---	2-2	1.000	0-0-0	0	0	0	0	2
#19 Marquette	Did	Not	Play										
#21 BUTLER	5	0-0	---	0-0	---	0-0	---	0-1-1	0	1	0	0	0
St. John's	2	0-1	.000	0-0	---	0-0	---	0-0-0	0	0	0	0	0
GEORGETOWN	3	0-0	---	0-0	---	0-0	---	0-0-0	0	0	0	0	0
#8 SETON HALL													

Season and Career Highs

#10 Jett Canfield	SEASON	CAREER
Points	4 UTRGV, 12/13	Same
Rebounds	1 (6x) last #21 Butler, 2/23	1 (6x) last #21 Butler, 2/23/20
FG	1 (5x) last UTRGV, 12/13	1 (5x) last UTRGV, 12/13/19
FGA	4 North Florida, 11/24	Same
3FG	1 (3x) last UTRGV, 12/13	1 (3x) last UTRGV, 12/13/19
3FGA	2 (3x) last UTRGV, 12/13	2 (3x) last UTRGV, 12/13/19
FT	2 DePaul, 2/15	Same
FTA	2 (2x) last DePaul, 2/15	2 (2x) last DePaul, 2/15/20
Assists	2 (4x) last Midland, 12/28	2 (4x) last Midland, 12/28/19
Steals	2 UTRGV, 12/13	Same
Blocks		
Minutes	24 UTRGV, 12/13	Same

Jett Canfield's Career Statistics

Year	GP-GS	Min.-Avg.	FGM-A	Pct.	3FGM-A	Pct.	FTM-A	Pct.	Off-Def	Total	Avg.	PF-D	Ast.	TO	Blk.	Stl.	Pts.	Avg.
2018-19		Redshirted																
2019-20	20-0	127-6.4	5-17	.294	3-11	.273	3-4	.750	0-6	6	0.3	10-0	12	2	0	5	16	0.8
Totals	20-0	127-6.4	5-17	.294	3-11	.273	3-4	.750	0-6	6	0.3	10-0	12	2	0	5	16	0.8



Marcus Zegarowski

6-2 • 180
So. • Guard
Hamilton, Mass.

#11

2019-20 Season Highlights

- BIG EAST ranks: 3rd in assists/game; 4th in three-point percentage; 5th in assist/turnover ratio; 6th in three-pointers/game; 6th in points/game; 6th in minutes/game; 12th in field goal percentage.
- BIG EAST Player of the Week on Feb. 24th after averaging 21.0 points and 4.0 rebounds in top-25 wins vs. No. 19 Marquette and No. 21 Butler. Also named USBWA's National Player of the Week.
- Leads CU in assists and second in scoring, he owns Creighton's top three single-game scoring efforts this season.
- Tied a BIG EAST single-game record for three-point percentage by going 7-for-7 from deep in a win vs. No. 21 Butler (Feb. 23), scoring 25 points in 25 minutes.
- Was just the 71st player in NCAA history to be perfect in 7 or more 3FG attempts.
- Had 18 points, five assists, three rebounds and two steals while making 4-of-5 three-pointers in season-opening win vs. Kennesaw State (Nov. 5).
- Had 18 points and six rebounds at Michigan (Nov. 12).
- Finished with 17 points, five rebounds and five assists vs. Louisiana Tech (Nov. 16).
- Owned 18 points and dished six assists vs. Cal Poly (Nov. 22).
- Scored a career-high 32 points to lead CU to overtime win over No. 12 Texas Tech (Nov. 29).
- Named to Las Vegas Invitational All-Tournament Team (Nov. 29).
- Added 30 points, six assists and career-high nine rebounds vs. Nebraska (Dec. 7), CU's only 30/9/6 game in the last 40 years.
- Had 20 points, 8 rebounds and 7 assists vs. Oklahoma (Dec. 17).
- Had made a three-pointer in 20 straight games, tied for CU's 8th-longest streak ever, until it was snapped at Arizona State (Dec. 21).
- Averaged 19.9 points in CU's eight-game win streak, making 40-of-57 two-point shots.
- Opened BIG EAST play with 18 points, eight rebounds and six assists vs. Marquette (Jan. 1).
- Tied career-high with six three pointers at Georgetown (Jan. 15) and matched his career-high with 10 assists at DePaul (Jan. 22).
- Made go-ahead three-pointer with 3.2 seconds left vs. Providence (Jan. 18) despite battling pregame dizziness that prevented him from starting.
- Scored 23 points and grabbed seven rebounds in win vs. St. John's (Feb. 8).
- Had 18 points, eight assists and six rebounds in win at No. 10 Seton Hall (Feb. 12).
- Finished with 11 points, six assists and career-high four steals vs. DePaul (Feb. 15).
- Contributed 20 points and eight assists vs. Georgetown (March 4).
- Was a unanimous selection to the BIG EAST's All-Freshman Team last winter, when he led the league in three-point percentage (.426).
- His brother, Michael Carter-Williams, played at Syracuse, was named 2014 NBA Rookie of the Year, and currently plays for the Orlando Magic.

Game-by-Game Statistics

#11 Marcus Zegarowski's Game-by-Game Stats

Opponent	Min	FG	Pct	3FG	Pct	FT	Pct	O-D-R	A	T	B	S	Pts.
KENNESAW STATE•	30	7-10	.700	4-5	.800	0-0	---	0-3-3	5	3	0	2	18
Michigan•	37	8-17	.471	2-6	.333	0-0	---	1-5-6	3	0	0	0	18
LOUISIANA TECH•	35	4-10	.400	4-9	.444	5-8	.625	0-5-5	5	2	1	1	17
CAL POLY•	37	6-11	.545	4-7	.571	2-2	1.000	0-2-2	6	1	0	0	18
NORTH FLORIDA•	36	8-15	.533	3-7	.429	0-1	.000	0-4-4	3	3	0	2	19
San Diego State•	32	3-16	.188	1-10	.100	0-0	---	1-1-2	1	4	0	1	7
#12 Texas Tech•	43	12-18	.667	3-8	.375	5-7	.714	0-1-1	5	1	0	2	32
ORAL ROBERTS•	32	6-14	.429	1-7	.143	1-1	1.000	0-0-0	6	2	0	1	14
NEBRASKA•	35	13-19	.684	4-7	.571	0-0	---	0-9-9	6	4	0	0	30
UTRGV•	30	9-13	.692	3-5	.600	0-0	---	0-4-4	1	2	0	2	21
OKLAHOMA•	38	3-8	.375	2-6	.333	12-14	.857	0-8-8	7	4	0	1	20
Arizona State•	39	3-10	.300	0-5	.000	1-2	.500	0-3-3	8	5	0	0	7
MIDLAND•	23	7-10	.700	3-5	.600	2-2	1.000	0-1-1	6	0	0	0	19
MARQUETTE•	30	5-13	.385	2-5	.400	4-7	.571	1-7-8	6	2	0	1	16
#11 Butler•	38	5-8	.625	1-3	.333	4-6	.667	0-6-6	2	4	0	0	15
#16 VILLANOVA•	38	4-14	.286	0-3	.000	0-0	---	0-3-3	6	3	0	0	8
Xavier•	36	3-11	.273	2-6	.333	3-3	1.000	0-0-0	5	3	0	1	11
Georgetown•	37	6-15	.400	6-11	.545	2-2	1.000	0-1-1	7	2	0	3	20
PROVIDENCE	32	3-10	.300	2-4	.500	0-0	---	1-2-3	3	6	0	1	8
DePaul•	34	2-9	.222	2-5	.400	3-4	.750	0-3-3	10	3	0	2	9
XAVIER•	39	5-11	.455	1-4	.250	4-5	.800	0-2-2	6	1	0	2	15
#8 Villanova•	40-	6-13	.462	1-5	.200	0-1	.000	0-1-1	4	4	0	1	13
Providence•	39	1-10	.100	0-5	.000	1-2	.500	1-3-4	7	2	1	1	3
ST. JOHN'S•	36	9-16	.563	3-7	.429	2-2	1.000	0-7-7	4	2	0	1	23
#10 Seton Hall•	39	7-10	.700	1-3	.333	3-3	1.000	0-6-6	8	3	0	1	18
DEPAUL•	27	4-9	.444	3-4	.750	0-0	---	0-3-3	6	6	0	4	11
#19 Marquette•	35	7-11	.636	0-1	.000	3-4	.750	0-5-5	3	2	0	0	17
#21 BUTLER•	25	9-12	.750	7-7	1.000	0-0	---	0-3-3	1	1	0	1	25
St. John's•	32	1-10	.100	1-6	.167	2-2	1.000	0-4-4	3	2	0	2	5
GEORGETOWN•	30	8-10	.800	4-6	.667	0-0	---	0-4-4	8	1	1	0	20
#8 SETON HALL													

Season and Career Highs

#11 Marcus Zegarowski	SEASON	CAREER
Points	32 vs. #12 Texas Tech (OT), 11/29	Same
Rebounds	9 Nebraska, 12/7	Same
FG	13 Nebraska, 12/7	Same
FGA	19 Nebraska, 12/7	Same
3FG	7 #21 Butler, 2/23	Same
3FGA	11 at Georgetown, 1/15	Same
FT	12 Oklahoma, 12/17	Same
FTA	14 Oklahoma, 12/17	Same
Assists	10 at DePaul, 1/22	10 (2x) last at DePaul, 1/22/20
Steals	4 DePaul, 2/15	Same
Blocks	1 (3x) last Georgetown, 3/4	1 (4x) last Georgetown, 3/4/20
Minutes	43 vs. #12 Texas Tech (OT), 11/29	Same

Marcus Zegarowski's Career Statistics

Year	GP-GS	Min.-Avg.	FGM-A	Pct.	3FGM-A	Pct.	FTM-A	Pct.	Off-Def	Total	Avg.	PF-D	Ast.	TO	Blk.	Stl.	Pts. Avg.
2018-19	32-16	914-28.6	112-247	.453	60-141	.426	50-65	.769	16-85	101	3.2	61-0	108	58	1	30	334 10.4
2019-20	30-29	1034-34.5	174-363	.479	70-172	.407	59-78	.756	5-106	111	3.7	60-0	151	78	3	33	477 15.9
Totals	62-45	1948-31.4	286-610	.469	130-313	.415	109-143	.762	21-191	212	3.4	121-0	259	136	4	63	811 13.1



Jordan Scurry

6-2 • 200
Sr. • Guard
Dedham, Mass.

#12

2019-20 Season Highlights

- Reserve guard who brings tremendous energy and enthusiasm to the program and is one of the top shooters on the team.
- Had five points, two rebounds and a steal in seven minutes vs. Kennesaw State (Nov. 5).
- Scored three points vs. UTRGV (Dec. 13).
- Picked up his first BIG EAST basket of the season vs. DePaul (Feb. 15).
- Had five points, one assist and one rebounds while playing in three games during the trip to Australia.
- Was surprised with a scholarship in January during both the 2017-18 and 2018-19 seasons.

Game-by-Game Statistics

#12 Jordan Scurry's Game-by-Game Stats

Opponent	Min	FG	Pct	3FG	Pct	FT	Pct	O-D-R	A	T	B	S	Pts.
KENNESAW STATE	7	2-4	.500	1-3	.333	0-0	---	1-1-2	0	1	0	1	5
Michigan	1	0-0	---	0-0	---	0-0	---	0-0-0	0	0	0	0	0
LOUISIANA TECH	Did	Not	Play										
CAL POLY	2	0-0	---	0-0	---	0-0	---	0-0-0	0	0	0	0	0
NORTH FLORIDA	Did	Not	Play										
San Diego State	6	0-2	.000	0-2	.000	0-0	---	0-0-0	0	1	0	2	0
#12 Texas Tech	Did	Not	Play										
ORAL ROBERTS	Did	Not	Play										
NEBRASKA	4	0-1	.000	0-1	.000	0-0	---	1-0-1	0	0	0	0	0
UTRGV	5	1-1	1.000	1-1	1.000	0-0	---	0-0-0	0	1	0	0	3
OKLAHOMA	Did	Not	Play										
Arizona State	Did	Not	Play										
MIDLAND	5	0-1	.000	0-1	.000	0-0	---	0-1-1	0	0	0	0	0
MARQUETTE	2	0-1	.000	0-0	---	0-0	---	0-0-0	0	0	0	0	0
#11 Butler	Did	Not	Play										
#16 VILLANOVA	Did	Not	Play										
Xavier	Did	Not	Play										
Georgetown	Did	Not	Play										
PROVIDENCE	Did	Not	Play										
DePaul	Did	Not	Play										
XAVIER	Did	Not	Play										
#8 Villanova	0+	0-0	---	0-0	---	0-0	---	0-0-0	0	0	0	0	0
Providence	1	0-0	---	0-0	---	0-0	---	0-0-0	0	0	0	0	0
ST. JOHN'S	1	0-0	---	0-0	---	0-0	---	0-0-0	0	0	0	0	0
#10 Seton Hall	Did	Not	Play										
DEPAUL	4	1-1	1.000	0-0	---	0-0	---	0-0-0	1	0	0	1	2
#19 Marquette	Did	Not	Play										
#21 BUTLER	4	0-0	---	0-0	---	0-0	---	0-0-0	0	0	0	0	0
St. John's	Did	Not	Play										
GEORGETOWN	2	0-1	.000	0-1	.000	0-0	---	0-0-0	0	0	0	0	0
#8 SETON HALL													

Season and Career Highs

#12 Jordan Scurry	SEASON	CAREER
Points	5 Kennesaw State, 11/5	6 Coe, 12/20/18
Rebounds	2 Kennesaw State, 11/5	4 (2x) last Bemidji State, 2/13/18
FG	2 Kennesaw State, 11/5	3 USC Upstate, 12/20/17
FGA	4 Kennesaw State, 11/5	6 Coe, 12/20/18
3FG	1 (2x) last UTRGV, 12/13	2 (2x) last Coe, 12/20/18
3FGA	3 Kennesaw State, 11/5	6 Coe, 12/20/18
FT		1 Montana, 11/28/18
FTA		2 Montana, 11/28/18
Assists	1 DePaul, 2/15	2 SIU Edwardsville, 11/25/17
Steals	2 San Diego State, 11/28	Same
Blocks		
Minutes	7 Kennesaw State, 11/5	11 Coe, 12/20/18

Jordan Scurry's Career Statistics

Year	GP-GS	Min.-Avg.	FGM-A	Pct.	3FGM-A	Pct.	FTM-A	Pct.	Off-Def	Total	Avg.	PF-D	Ast.	TO	Blk.	Stl.	Pts. Avg.
2016-17	11-0	31-2.8	6-12	.500	4-10	.400	0-0	---	0-4	4	0.4	3-0	4	0	0	1	16 1.5
2017-18	17-0	57-3.4	8-22	.364	4-16	.250	0-0	---	3-10	13	0.8	4-0	3	4	0	1	20 1.2
2018-19	15-0	34-2.3	4-13	.308	3-12	.250	1-2	.500	0-2	2	0.1	2-0	1	2	0	1	12 0.8
2019-20	14-0	44-3.1	4-12	.333	2-9	.222	0-0	---	2-2	4	0.3	6-0	1	3	0	4	10 0.7
Totals	57-0	166-2.9	22-59	.373	13-47	.277	1-2	.500	5-18	23	0.4	15-0	9	9	0	7	58 1.0



Christian Bishop

6-7 • 205

So. • Forward

Lee's Summit, Mo.

#13

2019-20 Season Highlights

- BIG EAST ranks: 4th in field goal percentage; 9th in blocks/game; 13th in offensive rebounds/game.
- Breakout candidate in 2019-20 after averaging 15.7 points and 5.0 rebounds per game in Australia.
- Leads team with 38 dunks this season, including five vs. No. 21 Butler (Feb. 23).
- Team is 12-2 when he scores 10 or more points.
- Has three games this year with 10+ points after being scoreless at halftime.
- Had then-career-highs with 12 points and three blocks while adding seven rebounds in first career start vs. Kennesaw State (Nov. 5).
- Scored 10 points vs. Cal Poly (Nov. 22), including his first career three-pointer.
- Grabbed four of his eight rebounds in overtime to help Bluejays beat No. 12 Texas Tech (Nov. 29), adding nine points.
- Scored 17 points and added eight rebounds vs. Oral Roberts (Dec. 3), including four dunks.
- Had 10 points and nine rebounds before fouling out in 16 minutes vs. Nebraska (Dec. 7).
- Had 12 points, nine rebounds and two blocks after halftime in road win at Arizona State (Dec. 21).
- Had team-leading 16 points and tied season-best with nine rebounds vs. No. 16 Villanova (Jan. 7).
- Scored 10 points, all in the second half, of road win at Xavier (Jan. 11).
- Finished with 11 points and added five rebounds at No. 10 Seton Hall (Feb. 12).
- Set career-highs in points (19), assists (5), blocks (4) and steals (3) in win vs. No. 21 Butler (Feb. 21), finishing with five dunks.
- Scored 21 points in 18 minutes of exhibition win over McKendree (Nov. 1), making 7-of-9 shots from the field and 7-of-7 free throws.
- Averaged 4.1 points and 2.1 rebounds per game last year, but averaged 6.0 points and 5.2 rebounds over the final five contests.
- Left-handed.

Game-by-Game Statistics

#13 Christian Bishop's Game-by-Game Stats															
Opponent	Min	FG	Pct	3FG	Pct	FT	Pct	O-D-R	A	T	B	S	Pts.		
KENNESAW STATE•	18	6-10	.600	0-0	---	0-2	.000	2-5-7	0	4	3	1	12		
Michigan•	24	4-7	.571	0-0	---	0-2	.000	2-3-5	3	2	0	1	8		
LOUISIANA TECH•	17	0-5	.000	0-0	---	3-4	.750	1-2-3	0	0	1	0	3		
CAL POLY•	25	4-5	.800	1-1	1.000	1-2	.500	0-4-4	2	1	1	1	10		
NORTH FLORIDA•	16	3-5	.600	0-0	---	0-2	.000	2-2-4	0	3	1	1	6		
San Diego State•	23	2-4	.500	0-0	---	2-4	.500	2-3-5	2	3	0	2	6		
#12 Texas Tech•	30	4-5	.800	0-0	---	1-1	1.000	3-5-8	0	3	0	1	9		
ORAL ROBERTS•	32	6-12	.500	0-0	---	5-8	.625	7-1-8	1	0	2	1	17		
NEBRASKA•	16	5-8	.625	0-0	---	0-0	---	2-7-9	0	1	1	1	10		
UTRGV•	15	1-1	1.000	0-0	---	2-2	1.000	1-4-5	0	3	0	0	4		
OKLAHOMA•	14	1-3	.333	0-0	---	4-4	1.000	4-3-7	1	1	0	0	6		
Arizona State•	26	6-10	.600	0-0	---	0-0	---	2-7-9	1	0	2	0	12		
MIDLAND•	26	4-5	.800	0-0	---	5-8	.625	0-7-7	1	0	2	1	13		
MARQUETTE•	21	2-5	.400	0-0	---	0-2	.000	0-1-1	0	0	0	0	4		
#11 Butler•	29	3-6	.500	0-0	---	1-3	.333	3-1-4	0	1	1	0	7		
#16 VILLANOVA•	26	5-7	.714	0-0	---	6-7	.857	2-7-9	0	1	1	0	16		
Xavier•	23	5-7	.714	0-0	---	0-2	.000	3-2-5	5	2	1	1	10		
Georgetown•	19	3-5	.600	0-0	---	3-4	.750	2-2-4	0	2	2	0	9		
PROVIDENCE•	23	2-4	.500	0-0	---	0-1	.000	3-5-8	1	2	1	0	4		
DePaul•	18	5-7	.714	0-0	---	1-2	.500	2-2-4	2	0	1	0	11		
XAVIER•	20	2-4	.500	0-0	---	0-0	---	1-3-4	0	1	1	1	4		
#8 Villanova•	21	0-5	.000	0-0	---	1-2	.500	0-4-4	3	3	0	2	1		
Providence•	28	6-8	.750	0-0	---	1-1	1.000	1-2-3	3	0	0	0	13		
ST. JOHN'S•	24	4-6	.667	0-0	---	2-3	.667	1-6-7	2	1	2	0	10		
#10 Seton Hall•	12	3-6	.500	0-0	---	5-8	.625	5-0-5	1	2	0	1	11		
DEPAUL•	21	3-3	1.000	0-0	---	0-0	---	1-1-2	3	2	1	2	6		
#19 Marquette•	21	3-5	.600	0-0	---	0-2	.000	1-1-2	0	4	1	1	6		
#21 BUTLER•	23	7-10	.700	0-0	---	5-6	.833	3-4-7	5	1	4	3	19		
St. John's•	25	4-6	.667	0-0	---	4-8	.500	1-5-6	5	1	2	0	12		
GEORGETOWN•	11	2-2	1.000	0-0	---	0-0	---	0-3-3	0	2	1	0	4		
#8 SETON HALL															

Season and Career Highs

#13 Christian Bishop	SEASON	CAREER
Points	19 #21 Butler, 2/23	Same
Rebounds	9 (3x) last #16 Villanova, 1/7	10 Memphis, 3/22/19
FG	7 #21 Butler, 2/23	
FGA	12 Oral Roberts, 12/3	Same
3FG	1 Cal Poly, 11/22	Same
3FGA	1 Cal Poly, 11/22	2 at Seton Hall, 2/9/19
FT	6 #16 Villanova, 1/7	Same
FTA	8 (4x) last at St. John's, 3/1	8 (4x) last at St. John's, 3/1/20
Assists	5 (3x) last at St. John's, 3/1	5 (3x) last at St. John's, 3/1/20
Steals	3 #21 Butler, 2/23	Same
Blocks	4 #21 Butler, 2/23	Same
Minutes	32 Oral Roberts, 12/3	Same

Christian Bishop's Career Statistics

Year	GP-GS	Min.-Avg.	FGM-A	Pct.	3FGM-A	Pct.	FTM-A	Pct.	Off-Def	Total	Avg.	PF-D	Ast.	TO	Blk.	Stl.	Pts. Avg.
2018-19	28-0	250-8.9	49-73	.671	0-3	.000	16-37	.432	28-32	60	2.1	37-0	12	24	15	11	114 4.1
2019-20	30-30	647-21.6	105-176	.597	1-1	1.000	52-90	.578	57-102	159	5.3	91-2	41	46	32	21	263 8.8
Totals	58-30	897-15.5	154-249	.618	1-4	.250	68-127	.535	85-134	219	3.8	128-2	53	70	47	32	377 6.5



Nic Zeil

6-8 • 210
Fr. • Forward
Kansas City, Mo.

#20

2019-20 Season Highlights

- Reserve freshman forward who averaged 2.0 points and 2.3 rebounds in three games in Australia.
- Owned two points and added a steal in exhibition win vs. McKendree (Nov. 1).
- Made regular-season debut on Nov. 5 vs. Kennesaw State, playing six minutes.
- Scored first career regular-season points vs. Nebraska (Dec. 7).
- After 12 total minutes in Creighton's first nine games, played career-high 13 minutes -- contributing three points and two rebounds -- vs. UTRGV (Dec. 13).
- Snagged season-high four rebounds in five minutes vs. Midland (Dec. 28).
- Nabbed first career steal in win vs. DePaul (Feb. 15).
- Tied season-best with three points vs. No. 21 Butler (Feb. 23), also collecting a rebound and his first career block (Feb. 23).
- Averaged 18 points per game as a high school senior.

Game-by-Game Statistics

#20 Nic Zeil Game-by-Game Stats

Opponent	Min	FG	Pct	3FG	Pct	FT	Pct	O-D-R	A	T	B	S	Pts.
KENNESAW STATE	6	0-0	---	0-0	---	0-0	---	0-0-0	0	0	0	0	0
Michigan	1	0-0	---	0-0	---	0-0	---	0-0-0	0	0	0	0	0
LOUISIANA TECH	Did	Not	Play										
CAL POLY	Did	Not	Play										
NORTH FLORIDA	Did	Not	Play										
San Diego State	Did	Not	Play										
#12 Texas Tech	Did	Not	Play										
ORAL ROBERTS	0+	0-0	---	0-0	---	0-0	---	0-0-0	0	0	0	0	0
NEBRASKA	5	1-2	.500	0-1	.000	0-0	---	0-0-0	0	0	0	0	2
UTRGV	13	0-1	.000	0-0	---	3-4	.750	0-2-2	0	1	0	0	3
OKLAHOMA	Did	Not	Play										
Arizona State	Did	Not	Play										
MIDLAND	5	0-2	.000	0-0	---	0-0	---	1-3-4	0	0	0	0	0
MARQUETTE	2	0-0	---	0-0	---	0-0	---	0-0-0	0	0	0	0	0
#11 Butler	Did	Not	Play										
#16 VILLANOVA	Did	Not	Play										
Xavier	Did	Not	Play										
Georgetown	Did	Not	Play										
PROVIDENCE	Did	Not	Play										
DePaul	Did	Not	Play										
XAVIER	Did	Not	Play										
#8 Villanova	0+	0-0	---	0-0	---	0-0	---	0-0-0	0	0	0	0	0
Providence	1	0-0	---	0-0	---	0-0	---	0-0-0	0	0	0	0	0
ST. JOHN'S	1	0-0	---	0-0	---	0-0	---	0-0-0	0	0	0	0	0
#10 Seton Hall	Did	Not	Play										
DEPAUL	3	0-1	.000	0-0	---	0-0	---	0-0-0	0	0	0	1	0
#19 Marquette	Did	Not	Play										
#21 BUTLER	4	0-1	.000	0-0	---	3-4	.750	1-0-1	0	0	1	0	3
St. John's	3	0-2	.000	0-1	.000	0-0	---	0-1-1	0	0	0	0	0
GEORGETOWN	2	0-1	.000	0-1	.000	0-0	---	1-0-1	0	1	0	0	0
#8 SETON HALL													

Season and Career Highs

#20 Nic Zeil	SEASON	CAREER
Points	3 UTRGV, 12/13	Same
Rebounds	4 Midland, 12/28	Same
FG	1 Nebraska, 12/7	Same
FGA	2 (3x) last at St. John's, 3/1	2 (3x) last at St. John's, 3/1/20
3FG		
3FGA	1 (3x) last Georgetown, 3/4	1 (3x) last Georgetown, 3/4/20
FT	3 (2x) last #21 Butler, 2/23	3 (2x) last #21 Butler, 2/23/20
FTA	4 (2x) last #21 Butler, 2/23	4 (2x) last #21 Butler, 2/23/20
Assists		
Steals	1 DePaul, 2/15	Same
Blocks	1 #21 Butler, 2/23	Same
Minutes	13 UTRGV, 12/13	Same

Nic Zeil's Career Statistics

Year	GP-GS	Min.-Avg.	FGM-A	Pct.	3FGM-A	Pct.	FTM-A	Pct.	Off-Def	Total	Avg.	PF-D	Ast.	TO	Blk.	Stl.	Pts. Avg.
2019-20	14-0	46-3.3	1-10	.100	0-3	.000	6-8	.750	3-6	9	0.6	6-0	0	2	1	1	8 0.6



Jalen Windham

6-5 • 180
Fr. • Guard
Indianapolis, Ind.

#21

2019-20 Season Highlights

- Finished with eight points, five rebounds and an assist in 19 minutes of regular-season debut vs. Kennesaw State (Nov. 5).
- Freshman guard who averaged 6.7 points and 2.3 rebounds in three games in Australia.
- Scored four points and snared two rebounds in exhibition win vs. McKendree (Nov. 1).
- Contributed five points and two rebounds vs. Nebraska (Dec. 7).
- Played a career-high 22 minutes vs. UTRGV, finishing with seven points, two rebounds, one assist and one steal (Dec. 13).
- Scored career-high 14 points in just 16 minutes of win vs. Midland (Dec. 28).
- Scored first career points in BIG EAST play on Feb. 15 vs. DePaul.
- Drained a three-pointer and added an assist vs. No. 21 Butler (Feb. 23).
- Ranked 238th in the final 247Sports composite recruiting rankings.
- Averaged 17.9 points and 3.8 rebounds per game as a senior in high school.
- Also received interest from Indiana, Illinois State, Georgia State and Tulane.

Game-by-Game Statistics

#21 Jalen Windham's Game-by-Game Stats

Opponent	Min	FG	Pct	3FG	Pct	FT	Pct	O-D-R	A	T	B	S	Pts.
KENNESAW STATE	19	3-6	.500	2-4	.500	0-0	---	0-5-5	1	2	0	0	8
Michigan	1	0-0	---	0-0	---	0-0	---	0-0-0	0	0	0	0	0
LOUISIANA TECH	Did			Not		Play							
CAL POLY	7	0-2	.000	0-1	.000	0-0	---	0-0-0	0	1	0	1	0
NORTH FLORIDA	Did			Not		Play							
San Diego State	9	1-2	.500	0-1	.000	0-1	.000	0-0-0	0	0	0	0	2
#12 Texas Tech	Did			Not		Play							
ORAL ROBERTS	1	0-1	.000	0-1	.000	0-0	---	0-0-0	0	0	0	0	0
NEBRASKA	10	1-3	.333	0-1	.000	3-3	1.000	0-2-2	0	1	0	0	5
UTRGV	22	2-4	.500	1-2	.500	2-2	1.000	1-1-2	1	2	0	1	7
OKLAHOMA	Did			Not		Play							
Arizona State	Did			Not		Play							
MIDLAND	16	6-12	.500	2-6	.333	0-0	---	0-1-1	1	1	0	2	14
MARQUETTE	2	0-2	.000	0-2	.000	0-0	---	0-1-1	0	0	0	0	0
#11 Butler	Did			Not		Play							
#16 VILLANOVA	Did			Not		Play							
Xavier	Did			Not		Play							
Georgetown	Did			Not		Play							
PROVIDENCE	Did			Not		Play							
DePaul	Did			Not		Play							
XAVIER	Did			Not		Play							
#8 Villanova	0+	0-0	---	0-0	---	0-0	---	0-0-0	0	0	0	0	0
Providence	1	0-0	---	0-0	---	0-0	---	0-0-0	0	0	0	0	0
ST. JOHN'S	1	0-0	---	0-0	---	0-0	---	0-0-0	0	0	0	0	0
#10 Seton Hall	Did			Not		Play							
DEPAUL	4	1-3	.333	1-2	.500	0-0	---	0-0-0	0	0	0	0	3
#19 Marquette	Did			Not		Play							
#21 BUTLER	6	1-2	.500	1-2	.500	0-0	---	0-1-1	0	1	0	1	3
St. John's	3	0-1	.000	0-1	.000	0-0	---	0-1-1	0	0	0	0	0
GEORGETOWN	3	0-3	.000	0-3	.000	0-0	---	0-0-0	0	0	0	0	0
#8 SETON HALL													

Season and Career Highs

#21 Jalen Windham	SEASON	CAREER
Points	14 Midland, 12/28	Same
Rebounds	5 Kennesaw State, 11/5	Same
FG	6 Midland, 12/28	Same
FGA	12 Midland, 12/28	Same
3FG	2 (2x) last Midland, 12/28	2 (2x) last Midland, 12/28/19
3FGA	6 Midland, 12/28	Same
FT	3 Nebraska, 12/7	Same
FTA	3 Nebraska, 12/7	Same
Assists	1 (2x) last Midland, 12/28	1 (2x) last Midland, 12/28/19
Steals	2 Midland, 12/28	Same
Blocks		
Minutes	22 UTRGV, 12/13	Same

Jalen Windham's Career Statistics

Year	GP-GS	Min.-Avg.	FGM-A	Pct.	3FGM-A	Pct.	FTM-A	Pct.	Off-Def	Total	Avg.	PF-D	Ast.	TO	Blk.	Stl.	Pts. Avg.
2019-20	16-0	105-6.6	15-41	.366	7-26	.269	5-6	.833	1-12	13	0.8	4-0	3	8	0	5	42 2.6



Damien Jefferson

6-5 • 200
Jr. • Forward
East Chicago, Ind.

#23

2019-20 Season Highlights

- BIG EAST Ranks: 6th in field goal percentage, 16th in rebounds/game.
- Versatile swing man is shooting 60.5 percent in BIG EAST play, including 66.1 percent from two-point range.
- Leads Creighton with 95 rebounds in BIG EAST play (5.6 rpg.).
- Made his first start of the year vs. Louisiana Tech (Nov. 16), leading CU with seven rebounds.
- Scored 17 points, adding eight rebounds in win vs. Cal Poly (Nov. 22).
- Claimed four steals vs. Oral Roberts (Dec. 3).
- Made 2-of-3 three-pointers in the first four minutes vs. Nebraska (Dec. 7) after entering the game 1-for-15 from downtown.
- Went on a personal 7-0 run in the second half to give Creighton the lead for good at Arizona State (Dec. 21).
- Collected first collegiate double-double with 13 points and 11 rebounds in victory vs. Midland (Dec. 28).
- Finished with 17 points in win vs. Marquette (Jan. 1).
- Notched second double-double vs. Providence (Jan. 18), tallying 11 points and 10 rebounds.
- Went 6-for-6 from the floor, scoring 14 points in win at DePaul (Jan. 22).
- Tied career-high with 4 assists in win vs. Xavier (Jan. 26).
- Had all the points in key 6-0 run late in win at No. 8 Villanova (Feb. 1).
- Matched career-high with a pair of blocked shots at Providence (Feb. 5).
- Drained season-high seven field goals, scoring 16 vs. St. John's (Feb. 8).
- Scored season-high 18 points and added team-best nine rebounds in career-high 36 minutes of win at No. 10 Seton Hall (Feb. 12).
- Made a spectacular steal, dive and dish that sparked victory at No. 10 Seton Hall (Feb. 12) and was No. 3 on the SportsCenter Top 10 list.
- Had 12 points, including three dunks, while adding six rebounds in win vs. DePaul (Feb. 15).
- Owned 11 points and eight rebounds in win at No. 10 Marquette (Feb. 18).
- Tied career-high with 20 points at St. John's (March 1), making 8-of-9 shots and adding eight rebounds.
- Averaged 11.3 points and 6.0 rebounds per game in Australia.
- Averaged 6.2 points and 4.0 rebounds per game as a sophomore.
- Started 16 times as a sophomore before ankle surgery derailed his effectiveness and limited his playing time.
- Named to All-Tournament Team at the Cayman Islands Classic last season.

Game-by-Game Statistics

#23 Damien Jefferson's Game-by-Game Stats															
Opponent	Min	FG	Pct	3FG	Pct	FT	Pct	O-D-R	A	T	B	S	Pts.		
KENNESAW STATE		Did		Not		Play		--	Injured						
Michigan	27	1-3	.333	0-0	---	0-0	---	0-1-1	1	0	0	0	2		
LOUISIANA TECH•	34	2-6	.333	0-2	.000	1-3	.333	1-6-7	2	2	0	0	5		
CAL POLY•	28	6-15	.400	0-4	.000	5-5	1.000	3-5-8	2	1	0	1	17		
NORTH FLORIDA•	32	5-11	.455	0-4	.000	2-3	.667	3-2-5	1	2	0	1	12		
San Diego State•	14	2-3	.667	0-0	---	0-2	.000	0-3-3	1	1	0	0	4		
#12 Texas Tech•	29	3-8	.375	1-2	.500	2-4	.500	2-3-5	3	2	0	0	9		
ORAL ROBERTS•	35	1-7	.143	0-3	.000	0-0	---	0-4-4	2	3	0	4	2		
NEBRASKA•	31	3-7	.429	2-3	.667	0-3	.000	0-8-8	3	2	0	1	8		
UTRGV•	6	3-3	1.000	0-0	---	0-0	---	0-0-0	1	0	0	0	6		
OKLAHOMA•	23	2-7	.286	1-4	.250	0-0	---	1-4-5	3	2	0	0	5		
Arizona State•	23	4-7	.571	0-1	.000	1-2	.500	3-4-7	1	1	0	0	9		
MIDLAND•	22	6-11	.556	0-1	.000	1-2	.500	2-9-11	0	0	0	1	13		
MARQUETTE•	27	6-10	.600	0-0	---	5-5	1.000	3-3-6	2	1	0	0	17		
#11 Butler•	34	6-12	.500	0-3	.000	0-0	---	0-4-4	0	2	0	1	12		
#16 VILLANOVA•	28	4-6	.667	1-1	1.000	0-0	---	0-3-3	2	0	0	0	9		
Xavier•	27	1-2	.500	0-0	---	2-2	1.000	2-5-7	0	1	0	0	4		
Georgetown•	22	4-7	.571	0-1	.000	1-1	1.000	1-2-3	0	0	0	2	9		
PROVIDENCE•	28	5-10	.500	0-1	.000	1-2	.500	7-3-10	2	1	0	0	11		
DePaul•	31	6-6	1.000	0-0	---	2-2	1.000	0-4-4	1	5	1	2	14		
XAVIER•	24	1-4	.250	1-1	1.000	0-0	---	1-4-5	4	1	0	0	3		
#8 Villanova•	23	4-7	.571	0-1	.000	0-0	---	2-6-8	1	2	0	0	8		
Providence•	25	6-10	.600	1-3	.333	0-0	---	3-2-5	0	1	2	0	13		
ST. JOHN'S•	33	7-9	.778	1-2	.500	1-2	.500	0-2-2	1	1	0	0	16		
#10 Seton Hall•	36	7-10	.700	1-2	.500	3-4	.750	4-5-9	2	0	1	2	18		
DEPAUL•	26	6-9	.667	0-2	.000	0-0	---	0-6-6	2	1	1	2	12		
#19 Marquette•	30	5-9	.556	1-2	.500	0-1	.000	3-5-8	2	1	0	0	11		
#21 BUTLER•	25	0-5	.000	0-1	.000	0-0	---	1-3-4	1	1	0	0	0		
St. John's•	29	8-9	.889	0-0	---	4-5	.800	5-3-8	0	1	0	1	20		
GEORGETOWN•	32	2-4	.500	0-0	---	2-2	1.000	1-2-3	0	1	0	1	6		
#8 SETON HALL															

Season and Career Highs

#23 Damien Jefferson SEASON				CAREER (includes New Mexico)	
Points	20	at St. John's, 3/1	20 (2x)	last at St. John's, 3/1/20	
Rebounds	11	Midland, 12/28	12	Western Illinois, 11/6/18	
FG	8	at St. John's, 3/1	9	Georgia State, 11/20/18	
FGA	15	Cal Poly, 11/22	Same		
3FG	2	Nebraska, 12/7	3	Montana, 11/28/18	
3FGA	4 (3x)	last Oklahoma, 12/17	5	San Jose State, 2/4/17	
FT	5 (2x)	last Marquette, 1/1	7	Montana, 11/28/18	
FTA	5 (3x)	last at St. John's, 3/1	8	Montana, 11/28/18	
Assists	4	Xavier, 1/26	4 (2x)	last Xavier, 1/26/20	
Steals	4	Oral Roberts, 12/3	4 (2x)	last Oral Roberts, 12/3/19	
Blocks	2	at Providence, 2/5	2 (2x)	last at Providence, 2/5	
Minutes	36	at #10 Seton Hall, 2/12	36 (2x)	last at #10 Seton Hall, 2/12/20	

Damien Jefferson's Career Statistics

Year	GP-GS	Min.-Avg.	FGM-A	Pct.	3FGM-A	Pct.	FTM-A	Pct.	Off-Def	Total	Avg.	PF-D	Ast.	TO	Blk.	Stl.	Pts.	Avg.
2016-17 (UNM)	29-6	437-15.1	60-137	.438	9-42	.214	24-49	.490	12-56	68	2.3	45-0	29	33	4	11	153	5.3
2018-19 (CU)	26-16	467-18.0	61-114	.535	14-34	.412	26-41	.634	26-79	105	4.0	40-0	21	26	3	11	162	6.2
2019-20 (CU)	29-28	784-27.0	116-217	.535	10-44	.227	33-50	.660	48-111	159	5.5	47-0	40	35	5	19	275	9.5
Totals (CU)	55-44	1251-22.7	177-331	.535	24-78	.308	59-91	.648	74-190	264	4.8	87-0	61	61	8	30	437	7.9
Totals (ALL)	84-50	1688-20.1	237-468	.506	33-120	.275	83-140	.593	86-246	332	4.0	132-0	90	94	12	41	590	7.0



Mitch Ballock

6-5 • 205
Jr. • Guard
Eudora, Kan.

#24

2019-20 Season Highlights

- BIG EAST Ranks: 1st in assist/turnover ratio; 1st in minutes/game; 2nd in three-point percentage; 2nd in three-pointers per game; 8th in defensive rebounds/game; 17th in rebounds/game.
- Ranks 13th in NCAA in 3FG% and 15th in 3FG made.
- Has a three-pointer in all but one of Creighton's last 29 games.
- Owns 91 three-pointers this season, smashing the record by a Creighton junior previously set by Tad Ackerman (82 in 1994-95).
- Only player in Creighton history with 80+ three-pointers in consecutive seasons.
- His 230 career three-pointers are fifth in CU history and he has joined Kyle Korver and Ethan Wragge as the third Bluejay to reach 200+ treys as a junior.
- Made multiple three-pointers in 11 straight games from Nov. 12-Dec. 21, CU's longest streak since 2013-14 (Ethan Wragge).
- Had seven rebounds, four points, three assists, a steal and block vs. Kennesaw State (Nov. 5).
- Scored 11 of Creighton's first 13 points at Michigan (Nov. 12).
- Scored 22 points vs. Louisiana Tech (Nov. 16), making five three-pointers.
- Made 4-of-6 three-pointers and scored 17 points vs. Cal Poly (Nov. 22).
- Finished with first career double-double in win over North Florida (Nov. 24), collecting 15 points and 11 rebounds.
- Career-high three blocked shots vs. Nebraska (Dec. 7), which made him CU's only player in the last 10 seasons with 3 blocks and 3 treys in the same game.
- Shared team-high scoring honors with 14 points in win at Arizona State, including five points in the final minute of the 67-60 victory (Dec. 21).
- Scored season-high 24 points in league opener vs. Marquette (Jan. 1).
- Topped CU with 19 points in road win at Xavier, adding eight rebounds and making 5-of-9 three-pointers.
- Also scored 19 points with five made three-pointers at DePaul (Jan. 22).
- Made 5-of-7 three-pointers in 76-61 road win at No. 8 Villanova (Feb. 1).
- Tied career-high with eight assists in win vs. St. John's (Feb. 8).
- Made a three-pointer in 23 straight games, CU's sixth-longest streak ever, between Nov. 12-Feb. 8.
- Grabbed nine rebounds in win vs. DePaul (Feb. 15).
- Owned 33 assists and had just five turnovers as Creighton went 6-1 in February.
- Sank season-high six three-pointers vs. Georgetown (March 4), scoring 20 points.
- Ranked 27th nationally in three-point percentage (.419) and 55th in three-pointers made (95) last year.
- Set an NCAA record for three-point percentage in a game (minimum 12 attempts) on March 9, 2019, when he was 11-for-12 from downtown and scored 39 points vs. DePaul. The 11 three-pointers tied a BIG EAST record for a league game and set a CU record (the old mark was 9) for any game.

Game-by-Game Statistics

#24 Mitch Ballock's Game-by-Game Stats

Opponent	Min	FG	Pct	3FG	Pct	FT	Pct	O-D-R	A	T	B	S	Pts.
KENNESAW STATE	30	2-7	.286	0-2	.000	0-0	---	2-5-7	3	2	1	1	4
Michigan	38	4-10	.400	3-8	.375	0-0	---	0-3-3	3	0	0	1	11
LOUISIANA TECH	38	7-14	.500	5-11	.455	3-3	1.000	0-6-6	3	1	0	2	22
CAL POLY	32	5-9	.556	4-6	.667	3-4	.750	0-2-2	2	1	0	4	17
NORTH FLORIDA	38	4-8	.500	3-5	.600	4-4	1.000	2-9-11	4	1	1	0	15
San Diego State	32	5-9	.556	2-6	.333	0-1	.000	1-3-4	2	0	0	1	12
#12 Texas Tech	42	3-7	.429	2-5	.400	0-1	.000	1-4-5	1	0	2	1	8
ORAL ROBERTS	32	4-10	.400	4-8	.500	0-0	---	1-5-6	2	0	0	1	12
NEBRASKA	36	4-9	.444	3-7	.429	2-2	1.000	0-3-3	3	1	3	1	13
UTRGV	30	4-9	.444	3-7	.429	0-0	---	0-5-5	4	2	0	0	11
OKLAHOMA	37	5-11	.455	4-10	.400	3-5	.600	0-7-7	0	1	1	1	17
Arizona State	39	5-9	.556	4-7	.571	0-0	---	0-6-6	3	2	0	0	14
MIDLAND	26	1-3	.333	1-3	.333	0-0	---	1-5-6	5	0	0	2	3
MARQUETTE	35	9-16	.563	5-9	.556	1-1	1.000	1-3-4	3	0	1	1	24
#11 Butler	40	2-7	.286	2-7	.286	0-0	---	0-6-6	1	2	0	0	6
#16 VILLANOVA	39	3-6	.500	1-2	.500	0-0	---	1-4-5	1	0	0	0	7
Xavier	39	7-13	.538	5-9	.556	0-0	---	0-8-8	3	1	0	0	19
Georgetown	38	2-7	.286	2-6	.333	0-0	---	0-4-4	5	2	0	1	6
PROVIDENCE	39	4-10	.400	3-7	.429	6-7	.857	0-7-7	1	2	0	2	17
DePaul	37	5-12	.417	5-11	.455	4-5	.800	0-6-6	1	1	0	0	19
XAVIER	39	5-9	.556	4-8	.500	0-1	.000	1-2-3	2	2	1	1	14
#8 Villanova	39	5-8	.625	5-7	.714	0-1	.000	0-4-4	5	1	0	1	15
Providence	38	5-13	.385	2-9	.222	0-0	---	0-4-4	2	0	0	1	12
ST. JOHN'S	39	3-6	.500	3-6	.500	1-2	.500	0-6-6	8	1	0	1	10
#10 Seton Hall	36	0-7	.000	0-3	.000	0-0	---	0-6-6	2	1	0	0	0
DEPAUL	31	4-9	.444	4-8	.500	0-0	---	0-9-9	3	1	0	0	12
#19 Marquette	38	2-6	.333	2-6	.333	2-2	1.000	0-4-4	7	0	0	0	8
#21 BUTLER	31	3-7	.429	3-7	.429	0-0	---	0-6-6	6	1	0	1	9
St. John's	35	1-10	.100	1-7	.143	0-0	---	2-5-7	3	1	0	0	3
GEORGETOWN	31	7-14	.500	6-13	.462	0-0	---	0-4-4	3	0	0	0	20
#8 SETON HALL													

Season and Career Highs

#24 Mitch Ballock	SEASON	CAREER
Points	24 Marquette, 1/1	39 DePaul, 3/9/19
Rebounds	11 North Florida, 11/24	Same
FG	9 Marquette, 1/1	12 DePaul, 3/9/19
FGA	16 Marquette, 1/1	Same
3FG	6 Georgetown, 3/4	11 DePaul, 3/9/19
3FGA	13 Georgetown, 3/4	Same
FT	6 Providence, 1/18	Same
FTA	7 Providence, 1/18	Same
Assists	8 St. John's, 2/8	8 (2x) last St. John's, 2/8/20
Steals	4 Cal Poly, 11/22	Same
Blocks	3 Nebraska, 12/7	Same
Minutes	42 vs. #12 Texas Tech (OT), 11/29	44 at #14 Villanova (OT), 2/6/19

Mitch Ballock's Career Statistics

Year	GP-GS	Min.-Avg.	FGM-A	Pct.	3FGM-A	Pct.	FTM-A	Pct.	Off-Def	Total	Avg.	PF-D	Ast.	TO	Blk.	Stl.	Pts.	Avg.
2017-18	33-5	707-21.4	88-209	.421	44-135	.326	21-26	.808	9-86	95	2.9	51-0	63	38	7	24	241	7.3
2018-19	35-35	1156-33.0	130-286	.455	95-227	.419	32-42	.762	29-125	154	4.4	72-1	111	45	8	28	387	11.1
2019-20	30-30	1076-35.9	120-275	.436	91-210	.433	29-39	.744	13-151	164	5.5	42-0	91	27	10	24	360	12.0
Totals	98-70	2939-30.0	338-770	.439	230-572	.402	82-107	.766	51-362	.413	4.2	165-1	265	110	25	76	988	10.1



Denzel Mahoney

6-5 • 225

Jr. • Guard/Forward

Ovideo, Fla.

#34

2019-20 Season Highlights

- A transfer from Southeast Missouri State who was named First Team All-Ohio Valley Conference after he averaged 19.3 points per game in 2017-18.
- Became eligible at end of first semester.
- Has scored in double-figures in 13-of-20 games as a Bluejay despite making just one start.
- One of the top reserves in the BIG EAST Conference.
- Has made 30 of his last 31 free throws.
- Had 14 points in 29 minutes during Creighton debut vs. Oklahoma (Dec. 17), the most points in a Bluejay debut since Marcus Foster in 2016-17.
- Also had 14 points in his second game at Arizona State (Dec. 21), making him one of two Bluejays in the last 25 years (Marcus Foster, 2016-17) to score 14+ points in each of his first two games.
- Scored in double-figures in each of his first four games as a Bluejay.
- Scored a season-high 21 points in road win at No. 8 Villanova (Feb. 1).
- Had 10 points, eight rebounds and three steals vs. Midland (Dec. 28).
- Contributed 13 points in 16 minutes of road win at Xavier (Jan. 11).
- Scored 19 points at Georgetown (Jan. 15).
- Had 14 points in first start as a Bluejay vs. Providence (Jan. 18).
- Had 10 points in first half and 14 overall in win at DePaul (Jan. 22).
- Made 7-of-10 shots and scored 18 points in win vs. St. John's (Feb. 8).
- Shared team-high scoring honors with 18 points, including a dagger three-pointer, in win at No. 10 Seton Hall (Feb. 12).
- Added 14 points and five rebounds in win vs. Georgetown (March 4).

Game-by-Game Statistics

#34 Denzel Mahoney's Game-by-Game Stats

Opponent	Min	FG	Pct	3FG	Pct	FT	Pct	O-D-R	A	T	B	S	Pts.
KENNESAW STATE	Did			Not		Play	--						Ineligible Transfer
Michigan	Did			Not		Play	--						Ineligible Transfer
LOUISIANA TECH	Did			Not		Play	--						Ineligible Transfer
CAL POLY	Did			Not		Play	--						Ineligible Transfer
NORTH FLORIDA	Did			Not		Play	--						Ineligible Transfer
San Diego State	Did			Not		Play	--						Ineligible Transfer
#12 Texas Tech	Did			Not		Play	--						Ineligible Transfer
ORAL ROBERTS	Did			Not		Play	--						Ineligible Transfer
NEBRASKA	Did			Not		Play	--						Ineligible Transfer
UTRGV	Did			Not		Play	--						Ineligible Transfer
OKLAHOMA	29	3-9	.333	2-5	.400	6-8	.750	0-1-1	1	1	0	1	14
Arizona State	18	5-13	.385	2-7	.286	2-2	1.000	2-1-3	0	1	1	1	14
MIDLAND	25	4-11	.364	1-6	.167	1-5	.200	2-6-8	0	1	1	2	10
MARQUETTE	23	3-5	.600	0-2	.000	4-4	1.000	2-1-3	2	2	0	1	10
#11 Butler	12	2-11	.182	0-4	.000	2-3	.667	1-1-2	0	3	0	0	6
#16 VILLANOVA	20	2-7	.286	1-3	.333	2-3	.667	0-5-5	0	2	0	0	7
Xavier	16	4-9	.444	0-2	.000	5-6	.833	3-1-4	0	2	0	1	13
Georgetown	25	6-13	.462	3-4	.750	4-5	.800	2-2-4	2	0	0	1	19
PROVIDENCE	29	3-7	.429	1-2	.500	7-8	.875	2-0-2	2	0	0	1	14
DePaul	25	4-9	.444	2-5	.400	4-4	1.000	2-2-4	1	1	0	1	14
XAVIER	23	4-7	.571	1-4	.250	5-5	1.000	0-3-3	0	3	0	0	14
#8 Villanova	27	8-12	.667	1-3	.333	4-4	1.000	0-3-3	0	0	0	1	21
Providence	19	0-5	.000	0-1	.000	0-0	---	2-2-4	0	2	0	2	0
ST. JOHN'S	22	7-10	.700	3-5	.600	1-1	1.000	1-2-3	1	2	0	0	18
#10 Seton Hall	30	5-12	.417	2-5	.400	6-6	1.000	0-3-3	2	1	0	1	18
DEPAUL	20	2-5	.400	1-4	.250	4-5	.800	0-3-3	1	2	0	1	9
#19 Marquette	23	3-8	.375	1-3	.333	2-2	1.000	1-4-5	1	2	0	3	9
#21 BUTLER	23	1-4	.250	1-3	.333	0-0	---	0-0-0	0	2	0	1	3
St. John's	19	3-8	.375	0-3	.000	2-2	1.000	0-0-0	0	1	0	0	8
GEORGETOWN	21	5-14	.357	3-4	.750	1-1	1.000	2-3-5	0	1	0	0	14
#8 SETON HALL													

Season and Career Highs

#34 Denzel Mahoney	SEASON	CAREER
Points	21 at #8 Villanova, 2/1	36 at SIU Edwardsville, 1/18/19
Rebounds	8 Midland, 12/28	11 Tennessee State, 12/31/17
FG	8 at #8 Villanova, 2/1	11 Murray State, 2/1/18
FGA	14 Georgetown, 3/4	26 Murray State, 2/1/18
3FG	3 (3x) last Georgetown, 3/4	5 (2x) last at UT Martin (OT), 2/10/18
3FGA	7 at Arizona State, 12/21	11 at Tennessee State, 3/1/17
FT	7 Providence, 1/18	14 at Tennessee State, 3/1/17
FTA	8 (2x) last Providence, 1/18	15 (2x) at SIU Edwardsville, 1/18/19
Assists	2 (3x) last Providence, 1/18	6 Eastern Kentucky, 12/31/16
Steals	3 at #19 Marquette, 2/18	4 Tennessee Tech, 1/25/18
Blocks	1 (2x) last Midland, 12/28	1 (10x) last Midland, 12/28/19
Minutes	30 at #10 Seton Hall, 2/12	44 at Tennessee State (OT), 3/1/17

Denzel Mahoney's Career Statistics

Year	GP-GS	Min.-Avg.	FGM-A	Pct.	3FGM-A	Pct.	FTM-A	Pct.	Off-Def	Total	Avg.	PF-D	Ast.	TO	Blk.	Stl.	Pts.	Avg.
2016-17 (SEMO)	33-33	976-29.6	152-339	.448	57-151	.377	132-162	.815	47-93	140	4.2	106-5	40	45	4	23	493	14.9
2017-18 (SEMO)	31-31	970-31.3	176-380	.463	64-155	.413	182-218	.835	45-113	158	5.1	91-2	39	51	5	28	598	19.3
2019-20 (CU)	20-1	449-22.5	74-179	.413	25-75	.333	62-74	.838	22-43	65	3.3	43-0	13	29	2	18	235	11.8
Totals (SEMO)	64-64	1946-30.4	328-719	.456	121-306	.395	314-380	.826	92-206	298	4.7	197-7	79	96	9	51	1091	17.0
Totals (ALL)	84-65	2395-28.5	402-898	.448	146-381	.383	376-454	.828	114-249	363	4.3	240-7	92	125	11	69	1326	15.8



Kelvin Jones

6-11 • 230
Sr. • Center
Chihuahua, Mexico

#43

2019-20 Season Highlights

- Graduate transfer from Idaho State, who began his college career at UTEP.
- Had seven points, six rebounds and a blocked shot in Bluejay debut vs. Kennesaw State (Nov. 5).
- Recorded six points and a game-high nine rebounds (seven offensive) at Michigan (Nov. 12).
- Had 14 points and four rebounds in 16 minutes vs. Louisiana Tech (Nov. 16).
- Contributed six points and four rebounds on 3-of-3 shooting in just 11 minutes at Arizona State (Dec. 21).
- Had eight rebounds in 14 minutes of road win at Xavier (Jan. 11), then five more boards in 13 minutes of the rematch 15 days later.
- Grabbed six rebounds in win at No. 8 Villanova (Feb. 1).
- Contributed four points, five rebounds and a blocked shot in 10 minutes during road win at No. 10 Seton Hall (Feb. 12).
- Owned four points, three rebounds, a block and a steal vs. No. 21 Butler (Feb. 23).
- Grabbed six rebounds and finished with four points at St. John's (March 1).
- Did not play in Australia while recovering from injury.
- Produced a double-double with 12 points and 12 rebounds in exhibition win vs. McKendree (Nov. 1).
- Finished with six rebounds in seven minutes vs. Oral Roberts (Dec. 3).
- Had seven points and led CU with six rebounds in win vs. Georgetown (March 4), also contributing two blocks and two steals.
- Averaged 9.9 points and 5.6 rebounds per game at Idaho State last season.

Game-by-Game Statistics

#43 Kelvin Jones' Game-by-Game Stats															
Opponent	Min	FG	Pct	3FG	Pct	FT	Pct	O-D-R	A	T	B	S	Pts.		
KENNESAW STATE	16	3-6	.500	0-0	---	1-3	.333	2-4-6	1	0	1	0	7		
Michigan	16	3-6	.500	0-0	---	0-0	---	7-2-9	2	2	0	1	6		
LOUISIANA TECH	16	6-9	.667	0-0	---	2-2	1.000	3-1-4	1	2	0	1	14		
CAL POLY	14	2-4	.500	0-0	---	0-1	.000	2-3-5	0	4	0	1	4		
NORTH FLORIDA	17	2-3	.667	0-0	---	0-0	---	1-2-3	1	0	0	0	4		
San Diego State	17	1-1	1.000	0-0	---	1-2	.500	1-1-2	0	3	0	0	4		
#12 Texas Tech	13	0-1	.000	0-0	---	0-0	---	2-1-3	1	0	0	0	0		
ORAL ROBERTS	7	2-3	.667	0-0	---	0-0	---	1-5-6	0	0	0	0	4		
NEBRASKA	Did			Not		Play	---	Injured							
UTRGV	Did			Not		Play	---	Injured							
OKLAHOMA	2	0-0	---	0-0	---	0-0	---	0-1-1	0	0	0	0	0		
Arizona State	11	3-3	1.000	0-0	---	0-0	---	0-4-4	0	0	1	1	6		
MIDLAND	Did			Not		Play									
MARQUETTE	7	0-1	.000	0-0	---	0-0	---	0-0-0	0	2	0	0	0		
#11 Butler	5	0-1	.000	0-0	---	0-0	---	0-1-1	0	0	0	0	0		
#16 VILLANOVA	6	2-2	1.000	0-0	---	0-0	---	0-2-2	0	0	1	1	4		
Xavier	14	1-2	.500	0-0	---	0-0	---	3-5-8	2	1	2	0	2		
Georgetown	14	0-1	.000	0-0	---	1-2	.500	2-2-4	0	1	1	0	1		
PROVIDENCE	5	0-1	.000	0-0	---	0-0	---	0-1-1	0	0	0	0	0		
DePaul	12	1-3	.333	0-0	---	0-0	---	1-1-2	0	0	0	1	2		
XAVIER	13	1-1	1.000	0-0	---	0-2	.000	3-2-5	1	1	1	1	2		
#8 Villanova	11	1-2	.500	0-0	---	0-0	---	2-4-6	2	1	1	0	2		
Providence	9	0-1	.000	0-0	---	0-0	---	1-0-1	0	1	0	0	0		
ST. JOHN'S	8	0-0	---	0-0	---	1-2	.500	1-0-1	0	1	0	0	1		
#10 Seton Hall	10	2-5	.400	0-0	---	0-0	---	2-3-5	0	3	1	0	4		
DEPAUL	12	0-1	.000	0-0	---	1-2	.500	2-2-4	0	1	1	0	1		
#19 Marquette	10	0-1	.000	0-0	---	0-0	---	0-2-2	1	1	0	0	0		
#21 BUTLER	13	2-2	1.000	0-0	---	0-0	---	2-1-3	0	1	1	1	4		
St. John's	12	2-3	.667	0-0	---	0-0	---	4-2-6	0	0	1	0	4		
GEORGETOWN	15	3-5	.600	0-0	---	1-1	1.000	3-3-6	0	1	2	2	7		
#8 SETON HALL															

Season and Career Highs

#43 Kelvin Jones	SEASON	CAREER (includes UTEP/Idaho St.)
Points	14 Louisiana Tech, 11/16	20 at Santa Clara, 12/7/18
Rebounds	9 at Michigan, 11/12	10 (3x) last Weber State, 3/4/19
FG	6 Louisiana Tech, 11/16	9 Weber State, 3/4/19
FGA	9 Louisiana Tech, 11/16	16 Weber State, 3/4/19
3FG		
3FGA		
FT	2 Louisiana Tech, 11/16	8 Idaho, 3/9/19
FTA	3 Kennesaw State, 11/5	13 Idaho, 3/9/19
Assists	2 (2x) last at Xavier, 1/11	3 Western Kentucky, 1/26/17
Steals	2 Georgetown, 3/4	2 (4x) last Georgetown, 3/4/20
Blocks	2 (2x) last Georgetown, 3/4	4 Idaho, 3/9/19
Minutes	17 (2x) last San Diego State, 11/28	32 Portland State, 2/2/19

Kelvin Jones' Career Statistics

Year	GP-GS	Min.-Avg.	FGM-A	Pct.	3FGM-A	Pct.	FTM-A	Pct.	Off-Def	Total Avg.	PF-D	Ast.	TO	Blk.	Stl.	Pts. Avg.
2016-17 (UTEP)	32-2	406-12.7	45-87	.517	0-0	---	18-41	.439	54-64	118 3.7	83-6	12	25	27	8	108 3.4
2017-18 (ODESSA)	18-11	236-13.1	20-39	.513	0-0	---	12-22	.545	18-48	66 3.7	36-0	5	6	13	4	52 2.9
2018-19 (ISU)	29-28	580-20.0	120-217	.553	0-0	---	46-70	.657	54-107	161 5.6	114-13	19	56	44	9	286 9.9
2019-20 (CU)	27-0	305-11.3	37-68	.544	0-0	---	8-17	.471	45-55	100 3.7	63-0	12	26	14	10	82 3.0
Totals (Div. I)	88-30	1291-14.7	202-372	.543	0-0	---	72-128	.563	153-226	379 4.3	260-19	43	107	85	27	476 5.4

Game Records

Points Scored

Pts.	Name, Opponent	Date
51	Bob Portman vs. UW-Milwaukee	12/16/67
47	Eddie Cole at Morningside	11/29/54
46	Bob Portman vs. Weber State	12/23/68
45	Tim Powers at Idaho State	01/29/66
	Benoit Benjamin vs. Indiana State	01/19/85
	Doug McDermott vs. Providence	03/08/14
44	Doug McDermott at Bradley	01/07/12
43	Bob Portman at Kansas State	02/12/68
	Benoit Benjamin vs. Southern Illinois	01/17/85
42	Bob Portman vs. LaSalle	01/30/68
	Cavel Witter vs. Bradley	03/01/08
41	Doug McDermott vs. Wichita State	03/02/13
40	Chad Gallagher vs. Wichita State	02/17/90
	Rodney Buford vs. Bradley	12/30/98
39	Bob Portman at Oklahoma City	02/08/68
	Doug McDermott at Missouri State	01/11/13
	Doug McDermott vs. St. John's	01/28/14
	Doug McDermott vs. Villanova	02/16/14
	Mitch Ballock vs. DePaul	03/09/19

Field Goals Made

FG	Name, Opponent	Date
19	Bob Portman vs. Weber State	12/23/68
	Bob Portman vs. LaSalle	01/30/68
18	Eddie Cole at Morningside	11/29/54
	Benoit Benjamin vs. Southern Illinois	01/17/85
	Benoit Benjamin vs. Indiana State	01/19/85
	Doug McDermott at Bradley	01/07/12
17	Paul Silas vs. Notre Dame	01/11/64
	Tim Powers at Idaho State	01/29/66
	Bob Portman vs. Houston	02/13/67
	Doug McDermott vs. Providence	03/08/14

Field Goal Attempts

FGA	Name, Opponent	Date
41	Bob Portman vs. LaSalle	01/30/68
37	Bob Portman at Kansas State	02/12/68
	Bob Portman at Miami (Fla.)	02/24/68
36	Bob Portman vs. Arizona State	12/07/67
	Bob Portman at Oklahoma City	02/08/68
35	Bob Portman vs. UW-Milwaukee	12/16/67
34	Bob Portman vs. Oklahoma City	01/13/68
33	Bob Portman vs. Wichita State	11/30/68
	Bob Portman vs. Portland	02/08/69
	Bob Portman vs. St. Bonaventure	03/05/69

Field Goal Percentage

(Minimum Nine Attempts)

Pct.	Name (FG-FGA), Opponent	Date
1.000	Bob Harstad (13-13) vs. UTSA	11/30/90
	Anthony Tolliver (11-11) vs. Illinois St.	01/01/07
	Vernon Moore (9-9) vs. Neb.-Kearney	11/24/84
.932	Benoit Benjamin (12-13) at Tulsa	03/10/84
.916	Jim Honz (11-12) at S. Illinois	01/25/79
	Greg Brandon (11-12) vs. W. Texas A&M	01/21/84
.909	Bob Harstad (10-11) vs. Siena	01/30/90
.900	Vernon Moore (9-10) vs. Bradley	01/02/85
	Khyri Thomas (9-10) at Loyola (Ill.)	12/05/15
	Geoffrey Groselle (9-10) at St. John's	12/31/15

3-Point Field Goals

3FG	Name, Opponent	Date
11	Mitch Ballock vs. DePaul	03/09/19
9	Kyle Korver vs. Evansville	01/15/03
	Ethan Wragge at Villanova	01/20/14
8	Tad Ackerman at Drake	01/23/95
	Kyle Korver at Xavier	12/31/02
	Terrell Taylor vs. Florida	03/15/02
	Isaiah Zierden at DePaul	01/17/16
7	Gary Swain vs. Nebraska-Omaha	12/11/86
	Ryan Sears vs. Wyoming	12/06/97
	Kyle Korver vs. Notre Dame	11/26/02
	Kyle Korver vs. Fresno State	02/22/03
	Nate Funk at Nebraska	11/18/06
	Booker Woodfox at Saint Joseph's	12/06/08
	Ethan Wragge at Saint Joseph's	11/16/13
	Doug McDermott vs. DePaul	03/13/14
	Cole Huff vs. Seton Hall	03/10/16
	Ty-Shon Alexander vs. Clemson	11/21/18
	Mitch Ballock at Nebraska	12/08/18
	Marcus Zegarowski vs. Butler	02/23/20

3-Point FG Attempts

FGA	Name, Opponent	Date
15	Terrell Taylor vs. Florida	03/15/02
	Kyle Korver vs. Fresno State	02/22/03
	Ty-Shon Alexander vs. Villanova	01/13/19
14	Kyle Korver vs. BYU	12/07/02
	Kyle Korver at Nebraska	12/21/02
	Kyle Korver vs. Evansville	01/15/03
	Ethan Wragge at Villanova	01/20/14
13	Tad Ackerman at Drake	01/23/95
	Tad Ackerman vs. Southern Illinois	02/27/95
	Edward St. Fleur vs. Missouri State	03/02/96
	Kyle Korver at Nebraska	01/02/01
	Kyle Korver vs. Iowa	03/15/01
	Kyle Korver at Xavier	12/31/02
	Ty-Shon Alexander vs. Gonzaga	12/01/18
	Mitch Ballock vs. Georgetown	03/04/20

3-Point Percentage

Pct.	Name, Opponent (min. 5 3 FGA)	Date
1.000	Marcus Zegarowski (7-7) vs. Butler	02/23/20
	Kyle Korver (6-6) vs. Texas-Arlington	11/17/02
	Porter Moser (5-5) vs. Bradley	01/21/89
	Ben Walker (5-5) vs. Evansville	02/28/00
	Michael Lindeman (5-5) vs. Bradley	02/08/03
.917	Mitch Ballock (11-12) vs. DePaul	03/09/19
.857	Kyle Korver (6-7) vs. Missouri State	01/19/00
	Ryan Sears (6-7) at Indiana State	02/04/01
	Booker Woodfox (6-7) vs. Indiana St.	01/19/08
	Doug McDermott (6-7) vs. Indiana St.	03/09/13
	Rick Krecklow (6-7) vs. Marquette	02/14/15



Mitch Ballock scored 39 points vs. DePaul on March 9, 2019, tying a BIG EAST record with 11 three-pointers in the win.

Free Throw Percentage

(Minimum 11 Attempts)

Pct.	Name (FTM-FTA), Opponent	Date
1.000	Doug Brookins (16-16) vs. S. Illinois	12/16/74
	Mike Caruso (14-14) vs. LaSalle	01/21/70
	Bob Portman (13-13) vs. Okla. City	01/13/68
	Doug McDermott (13-13) vs. UAPB	12/17/13
	Ben Walker (12-12) at Illinois State	02/05/00
	Kyle Korver (12-12) vs. Grambling State	11/29/01
	Kenny Evans (12-12) at Marquette	12/14/85
	Doug McDermott (12-12) vs. Duke	03/24/13
	Seven tied with 11-11, last by	
	Ty-Shon Alexander vs. Clemson	11/21/18

Free Throws Made

FT	Name, Opponent	Date
19	Bob Portman vs. UW-Milwaukee	12/16/67
17	Bob Harstad vs. Morgan State	12/22/89
15	Bob Harstad vs. Cleveland State	12/06/89
	Bob Harstad at Southern Illinois	02/10/90
	Nate Funk vs. Dayton	11/26/05
14	Paul Silas vs. St. Mary's (CA)	12/20/62
	Vernon Moore vs. Regis	12/14/84
	Bob Harstad vs. Nebraska	12/14/89
	Bob Harstad vs. Southern Illinois	02/23/91
	Jerry Vanderheydt vs. Florida A&M	12/22/93

Free Throw Attempts

FTA	Name, Opponent	Date
23	Bob Portman vs. UW-Milwaukee	12/16/67
22	Paul Silas vs. St. Mary's (CA)	12/20/62
20	Bob Harstad vs. Morgan State	12/22/89
19	Bob Harstad vs. Cleveland State	12/06/89
18	Vernon Moore vs. Regis	12/14/84
	Kenny Evans vs. Southern Illinois	02/21/87
	Jerry Vanderheydt vs. Florida A&M	12/22/93
	Nate Funk vs. Dayton	11/26/05
16	Paul Silas vs. UCLA	12/20/61
	Paul Silas vs. Marquette	03/06/63
	Benoit Benjamin at Iowa State	12/01/84
	Bob Harstad at Southern Illinois	02/10/90
	Bob Harstad vs. Southern Illinois	02/23/91
	Doug McDermott vs. Seton Hall	02/23/14

Assists

Asst.	Name, Opponent	Date
17	Ralph Bobik at St. Francis (Pa.)	02/23/73
	Ralph Bobik vs. Bradley	01/22/74
16	Ralph Bobik vs. BYU	12/17/73
14	Maurice Watson Jr. at Seton Hall	01/09/16
	Maurice Watson Jr. at Providence	01/07/17
13	Latrell Wrightsell vs. Nebraska	12/07/91
	Jason Bey vs. Southern Illinois	02/27/95
	Maurice Watson Jr. vs. Akron	12/03/16
	Maurice Watson Jr. vs. Washington St.	11/18/16
12	Randy Eckker at Bradley	01/12/77
	Randy Eckker at Gonzaga	01/14/77
	Vernon Moore at Southern Illinois	01/17/85
	Duan Cole at Iowa State	01/16/90
	Latrell Wrightsell vs. Northern Iowa	02/01/92
	Ed St. Fleur at Sacramento State	01/13/96
	Tyler McKinney at Nebraska	12/21/02
	Grant Gibbs vs. Northwestern	12/22/11

20-Rebound Games

Reb.	Name, Opponent	Date
38	Paul Silas vs. Centenary	02/19/62
37	Paul Silas vs. Tennessee State	02/12/63
	Paul Silas vs. Colorado College	02/14/63
36	Paul Silas vs. Marquette	01/23/64
35	Paul Silas vs. Wabash	01/06/62
33	Paul Silas at UCLA	12/21/63
31	Paul Silas at Arizona State	12/13/63
	Paul Silas vs. Nevada	12/23/63
30	Paul Silas at La Salle	12/01/62
29	Paul Silas vs. Colorado College	12/01/61
	Paul Silas vs. North Dakota	03/03/62
	Paul Silas vs. Clemson	12/15/62

NOTE: Silas also had four games with 28 rebounds, two games with 27 rebounds, three games with 26 rebounds, one game with 25 rebounds, seven games with 24 rebounds and six games with 23 rebounds.

Others besides Silas listed below:

24	Ted Wuebben vs. Cleveland State	02/20/73
22	Benoit Benjamin vs. Briar Cliff	12/04/84
21	Cyril Baptiste vs. Idaho State	12/09/69
	Cyril Baptiste vs. Cal State Fullerton	12/11/69
	Ted Wuebben vs. Southern Illinois	03/07/72
20	Bob Gibson vs. Nebraska Omaha	02/26/57
	Bob Harstad at Southern Illinois	01/23/89

Blocked Shots

Blk.	Name, Opponent	Date
12	Benoit Benjamin at Bradley	02/02/85
11	Benoit Benjamin vs. Tulsa	02/16/84
10	Benoit Benjamin vs. Nebraska Omaha	12/22/83
	Benoit Benjamin at Illinois State	03/08/84
	Benoit Benjamin vs. Southern Illinois	01/17/85
9	Benoit Benjamin vs. West Texas A&M	01/21/84
8	Benoit Benjamin vs. Iowa State	12/10/83
	Benoit Benjamin at Chaminade	12/19/84
	Benoit Benjamin at Tulsa	01/12/85
	Doug Swenson at UMKC	11/18/98

Steals

Stl.	Name, Opponent	Date
9	Michael Johnson vs. Saint Joseph's (Pa.)	12/14/81
8	Latrell Wrightsell vs. Drake	03/02/91
	Latrell Wrightsell vs. Drake	02/21/91
7	Charles Butler vs. Wake Forest	12/30/74
	Vernon Moore vs. Southern	01/07/85
	James Farr at Iowa State	12/12/87
	Rodney Buford vs. UMKC	11/25/96
	Rodney Buford vs. Missouri State	01/21/98
	Anthony Tolliver at Evansville	02/07/06
	Johnny Mathies vs. Indiana State	02/22/06
	P'Allen Stinnett vs. Southern	12/15/08


Bluejay Triple-Double Performances

Date	Player	Opponent	Pts.	Reb.	Asst.	Blk.	Stl.
02-02-85	Benoit Benjamin	at Bradley (ot)	29	12	0	12	3
01-17-85	Benoit Benjamin	vs. Southern Illinois	43	16	3	10	1
02-16-84	Benoit Benjamin	vs. Tulsa (ot)	24	17	1	11	0

No Creighton player has recorded a triple-double in the traditional fashion: double-digit totals for points, rebounds and assists.

Bold italics indicates accomplished in 2019-20

Season Records



Paul Silas owns the top three single-season rebound totals in Creighton history.

500-point Seasons		
Pts.	Name (Class)	Year
934	Doug McDermott (Sr.)	2013-14
834	Doug McDermott (Jr.)	2012-13
801	Doug McDermott (So.)	2011-12
738	Bob Portman (Jr.)	1967-68
734	Bob Harstad (Jr.)	1989-90
688	Benoit Benjamin (Jr.)	1984-85
681	Bob Portman (Sr.)	1968-69
671	Vernon Moore (Sr.)	1984-85
654	Marcus Foster (Sr.)	2017-18
651	Rod Mason (Sr.)	1987-88
638	Marcus Foster (Jr.)	2016-17
620	Chad Gallagher (Sr.)	1990-91
616	Ray Yost (Sr.)	1953-54
608	Eddie Cole (Jr.)	1953-54
604	Kyle Korver (Sr.)	2002-03
589	Rodney Buford (So.)	1996-97
586	Nate Funk (Jr.)	2004-05
585	Nate Funk (Sr.)	2006-07
584	Chad Gallagher (Jr.)	1989-90
581	Doug McDermott (Fr.)	2010-11
576	Rodney Buford (Sr.)	1998-99
573	Elton Tuttle (Sr.)	1953-54
573	Paul Silas (Jr.)	1962-63
570	Bob Harstad (Sr.)	1990-91
559	Tim Powers (Jr.)	1965-66
558	Wally Anderzunas (Sr.)	1968-69
555	Rick Apke (Jr.)	1976-77
551	Paul Silas (So.)	1961-62
545	Gene Harmon (Sr.)	1973-74
538	Duan Cole (Sr.)	1991-92
537	Paul Silas (Sr.)	1963-64
536	Booker Woodfox (Sr.)	2008-09
534	Ty-Shon Alexander (So.)	2018-19
530	Rodney Buford (Jr.)	1997-98
517	Bob Harstad (So.)	1988-89
513	Rick Apke (Sr.)	1977-78
511	Antoine Young (Jr.)	2010-11
509	Ty-Shon Alexander (Jr.)	2019-20
506	Bob Gibson (Jr.)	1955-56

Scoring Average			
Avg.	Name (Class, Year)	Pts.	GP
29.52	Bob Portman (Jr., 1967-68)	738	25
26.69	Doug McDermott (Sr., 2013-14)	934	35
26.19	Bob Portman (Sr., 1968-69)	681	26
23.58	Eddie Cole (Sr., 1954-55)	448	19
23.17	Doug McDermott (Jr., 2012-13)	834	36
22.89	Doug McDermott (So., 2011-12)	801	35
22.24	Bob Harstad (Jr., 1989-90)	734	33
22.04	Paul Silas (So., 1961-62)	551	25
22.00	Bob Gibson (Jr., 1955-56)	506	23
21.50	Tim Powers (Jr., 1965-66)	559	26
21.50	Benoit Benjamin (Jr., 1984-85)	688	32

Field Goals Made		
FG	Name (Class)	Year
330	Doug McDermott (Sr.)	2013-14
307	Doug McDermott (So.)	2011-12
303	Bob Portman (Jr.)	1967-68
284	Doug McDermott (Jr.)	2012-13
265	Vernon Moore (Sr.)	1984-85
259	Eddie Cole (Jr.)	1953-54
258	Benoit Benjamin (Jr.)	1984-85
258	Bob Harstad (Jr.)	1989-90
256	Bob Portman (Sr.)	1968-69
249	Wally Anderzunas (Sr.)	1968-69

Field Goal Attempts		
FGA	Name (Class)	Year
699	Bob Portman (Jr.)	1967-68
627	Doug McDermott (Sr.)	2013-14
584	Wally Anderzunas (Sr.)	1968-69
583	Bob Portman (Sr.)	1968-69
532	Marcus Foster (Jr.)	2016-17
531	Paul Silas (Jr.)	1962-63
529	Paul Silas (Sr.)	1963-64
524	Paul Silas (So.)	1961-62
518	Doug McDermott (Jr.)	2012-13
512	Rodney Buford (So.)	1996-97

Field Goal Percentage		
(Minimum 200 Attempts)		
Pct.	Name (Class, Year)	FGM-FGA
.702	Geoffrey Groselle (Sr., 2015-16)	146-208
.676	Justin Patton (Fr., 2016-17)	200-296
.674	Vernon Moore (Sr., 1984-85)	265-393
.657	Gregory Echenique (Sr., 2012-13)	138-210
.607	Gregory Echenique (Jr., 2011-12)	130-214
.601	Doug McDermott (So., 2011-12)	307-511
.595	Vernon Moore (Jr., 1983-84)	188-316
.594	Jim Honz (Jr., 1979-80)	149-251
.592	Martin Krampelj (Jr., 2018-19)	177-299
.582	Benoit Benjamin (Jr., 1984-85)	258-443

3-pt Field Goals		
3FG	Name (Class)	Year
129	Kyle Korver (Sr.)	2002-03
110	Ethan Wragge (Sr.)	2013-14
100	Kyle Korver (So.)	2000-01
97	Ty-Shon Alexander (So.)	2018-19
96	Doug McDermott (Sr.)	2013-14
95	Marcus Foster (Sr.)	2017-18
95	Mitch Ballock (So.)	2018-19
91	Booker Woodfox (Sr.)	2008-09
91	Mitch Ballock (Jr.)	2019-20
82	Tad Ackerman (Jr.)	1994-95

3-pt FG Percentage		
(Minimum 50 Attempts)		
Pct.	Name (Class, Year)	FGM-FGA
.490	Doug McDermott (Jr., 2012-13)	77-157
.486	Jimmy Motz (Jr., 2004-05)	54-111
.486	Doug McDermott (So., 2011-12)	54-111
.480	Kyle Korver (Sr., 2002-03)	129-269
.476	Booker Woodfox (Sr., 2008-09)	91-191
.47015	Duan Cole (Jr., 1990-91)	63-134
.47009	Ethan Wragge (Sr., 2013-14)	110-234
.4685	Nate Funk (Jr., 2004-05)	67-143
.4683	Jahenns Manigat (So., 2011-12)	59-126
.4675	Ben Walker (Jr., 1999-00)	36-77

Consecutive Games With a 3FG		
Streak	Name	Dates of Streak
33	Ty-Shon Alexander	Feb. 27, 2018-March 6, 2019
31	Booker Woodfox	Nov. 25, 2008-March 23, 2009
28	Kyle Korver	Feb. 4, 2001-Feb. 6, 2002
27	Kyle Korver	Feb. 13, 2002-Jan. 20, 2003
25	Rodney Buford	Jan. 25, 1997-Jan. 10, 1998
23	Ethan Wragge	Nov. 8, 2013-Feb. 9, 2014
23	Mitch Ballock	Nov. 12, 2019-Feb. 8, 2020
22	Khyri Thomas	Jan. 28-Dec. 5, 2017
21	Ethan Wragge	Jan. 3-March 24, 2010
20	Johnny Mathies	Dec. 22, 2004-Feb. 28, 2005
20	Marcus Foster	Dec. 31, 2017-March 16, 2018

Rebounds		
Reb.	Name (Class)	Year
631	Paul Silas (Sr.)	1963-64
563	Paul Silas (So.)	1961-62
557	Paul Silas (Jr.)	1962-63
451	Benoit Benjamin (Jr.)	1984-85
385	Bob Portman (Jr.)	1967-68
362	Dick Hartman (Jr.)	1959-60
332	Gregory Brandon (Sr.)	1983-84
330	George Morrow (Sr.)	1980-81
317	Elton McGriff (Sr.)	1964-65
308	Bob Portman (Sr.)	1968-69

Free Throws Made		
FT	Name (Class)	Year
218	Bob Harstad (Jr.)	1989-90
215	Elton Tuttle (Sr.)	1953-54
189	Doug McDermott (Jr.)	2012-13
187	Elton Tuttle (Jr.)	1952-53
178	Ray Yost (Sr.)	1953-54
178	Doug McDermott (Sr.)	2013-14
172	Benoit Benjamin (Jr.)	1984-85
169	Bob Portman (Sr.)	1968-69
162	Bob Gibson (Jr.)	1955-56
153	Dick Harvey (Sr.)	1959-60

Free Throw Attempts		
FTA	Name (Class)	Year
313	Elton Tuttle (Sr.)	1953-54
273	Bob Harstad (Jr.)	1989-90
243	Ray Yost (Sr.)	1953-54
233	Benoit Benjamin (Jr.)	1984-85
228	Paul Silas (Jr.)	1962-63
225	Bob Harstad (So.)	1988-89
219	Bob Gibson (Jr.)	1955-56
216	Doug McDermott (Jr.)	2012-13
215	Paul Silas (So.)	1961-62
210	Bob Portman (Sr.)	1968-69

Free Throw Percentage		
(Minimum 70 Attempts)		
Pct.	Name (Class, Year)	FTM-FTA
.908	Kyle Korver (Sr., 2002-03)	109-120
.890	Kyle Korver (Jr., 2001-02)	97-109
.882	Doug Brookins (Sr., 1974-75)	98-111
.880	Mike Caruso (Sr., 1970-71)	95-108
.875	Doug McDermott (Jr., 2012-13)	189-216
.868	Booker Woodfox (Sr., 2008-09)	99-114
.867	Kyle Korver (So., 2000-01)	72-83
.864	Doug McDermott (Sr., 2013-14)	178-206
.863	Nate Funk (Sr., 2006-07)	126-146
.860	Ty-Shon Alexander (Jr., 2019-20)	117-136
.855	Ryan Sears (So., 1998-99)	71-83



Ethan Wragge made 110 three-pointers in 2013-14, second-most in program history.

Steals		
Stl.	Name (Class)	Year
80	Ryan Sears (Jr.)	1999-00
73	Ryan Sears (Sr.)	2000-01
72	Latrell Wrightsell (Sr.)	1991-92
70	Duan Cole (Sr.)	1991-92
70	Josh Dotzler (Sr.)	2008-09
68	Ryan Sears (So.)	1998-99
63	James Farr (Jr.)	1987-88
62	Ryan Sears (Fr.)	1997-98
59	Rodney Buford (Sr.)	1998-99
59	Johnny Mathies (Jr.)	2004-05

Assists		
Ast.	Name (Class)	Year
252	Ralph Bobik (Sr.)	1973-74
229	Maurice Watson Jr. (Jr.)	2015-16
210	Grant Gibbs (Jr.)	2012-13
205	Randy Eckker (Jr.)	1976-77
195	Antoine Young (Jr.)	2010-11
184	Tyler McKinney (Sr.)	2004-05
176	Grant Gibbs (So.)	2011-12
175	Ryan Sears (Jr.)	1999-00
162	Ralph Bobik (Jr.)	1972-73
162	Maurice Watson Jr. (Sr.)	2016-17

Blocked Shots		
Blk.	Name (Class)	Year
162	Benoit Benjamin (Jr.)	1984-85
157	Benoit Benjamin (So.)	1983-84
92	Benoit Benjamin (Fr.)	1982-83
70	Chad Gallagher (Sr.)	1990-91
62	Chad Gallagher (Jr.)	1989-90
62	Gregory Echenique (Sr.)	2012-13
57	Doug Swenson (Jr.)	1997-98
57	Anthony Tolliver (Sr.)	2006-07
57	Gregory Echenique (Jr.)	2011-12
56	Brody Deren (Jr.)	2002-03
56	Kenny Lawson Jr. (So.)	2008-09

Consecutive Free Throws		
Since 1980		
FT	Name	Dates of Streak
45	Doug McDermott	Dec. 1, 2013-Jan. 4, 2014
36	Booker Woodfox	Dec. 6, 2008-Jan. 6, 2009
35	Bob Portman	1967-68
32	Michael Lindeman	Jan. 23-Nov. 29, 2003
28	Kyle Korver	Jan. 27-March 15, 2001
28	Doug McDermott	March 10-Nov. 8, 2013
27	Matt West	Nov. 27, 1999-Jan. 15, 2000
27	Kyle Korver	Jan. 29-Nov. 20, 2000
27	Nate Funk	Dec. 30, 2006-Jan. 12, 2007
26	Isaiah Zierden	Jan. 4-March 9, 2017

Bold italics indicates accomplished in 2019-20


Career Records

Points Scored

Pts.	Name	Years
3,150	Doug McDermott	2010-14
2,116	Rodney Buford	1995-99
2,110	Bob Harstad	1987-91
1,983	Chad Gallagher	1987-91
1,876	Bob Portman	1966-69
1,801	Kyle Korver	1999-03
1,754	Nate Funk	2002-07
1,682	Rick Apke	1974-78
1,661	Paul Silas	1961-64
1,654	Vernon Moore	1981-85
1,575	Benoit Benjamin	1982-85
1,526	John C. Johnson	1975-79
1,500	Kevin McKenna	1977-81
1,437	Eddie Cole	1951-55
1,369	Gene Harmon	1971-74
1,361	Duan Cole	1987-92
1,342	Antoine Young	2008-12
1,313	Kenny Lawson Jr.	2006-11
1,309	Ryan Sears	1997-01
1,303	Elton Tuttle	1951-54
1,292	Marcus Foster	2016-18
1,272	Bob Gibson	1954-57
1,267	Wally Anderzunas	1965-67, 1968-69
1,254	Gary Swain	1983-87
1,238	Ben Walker	1997-01
1,226	Ty-Shon Alexander	2017-Pres.
1,196	Ray Yost	1951-54
1,172	Dick Harvey	1956-59
1,155	Ethan Wragge	2009-14
1,152	Dane Watts	2004-08
1,140	Khyri Thomas	2015-18
1,116	Kenny Evans	1982-87
1,115	Doug Brookins	1972-75
1,115	Daryl Stovall	1978-82
1,093	Tim Powers	1964-67
1,050	Reggie Morris	1982-86
1,031	Johnny Mathies	2003-06
1,024	P'Allen Stinnett	2007-10
1,023	Rod Mason	1986-88
1,013	Austin Chatman	2011-15
1,006	Gregory Echenique	2010-13
1,004	Anthony Tolliver	2003-07

Scoring Average

Avg.	Name, Years	Pts.	GP
24.68	Bob Portman, 1966-69	1,876	76
21.72	Doug McDermott, 2010-14	3,150	145
20.51	Paul Silas, 1961-64	1,661	81
20.19	Bob Gibson, 1954-57	1,272	63
19.00	Marcus Foster, 2016-18	1,292	68
18.10	Benoit Benjamin, 1982-85	1,575	87
17.93	Rodney Buford, 1995-99	2,116	118
17.36	Wally Anderzunas, 1965-69	1,267	73
17.35	Tim Powers, 1964-67	1,093	63
17.05	Rod Mason, 1986-88	1,023	60



Doug McDermott is one of 10 men in NCAA history to score 3,000 career points.

Field Goals Made

FG	Name	Years
1,141	Doug McDermott	2010-14
811	Chad Gallagher	1987-91
778	Rodney Buford	1995-99
759	Bob Harstad	1987-91
747	Bob Portman	1966-69
673	Rick Apke	1975-78
649	Vernon Moore	1981-85
643	Paul Silas	1961-64
621	Nate Funk	2002-07
619	John C. Johnson	1975-79

Field Goal Attempts

FGA	Name	Years
2,075	Doug McDermott	2010-14
1,739	Rodney Buford	1995-99
1,705	Bob Portman	1966-69
1,584	Paul Silas	1961-64
1,558	Bob Harstad	1987-91
1,472	Chad Gallagher	1987-91
1,345	Wally Anderzunas	1965-69
1,307	Nate Funk	2002-07
1,258	Rick Apke	1974-78
1,255	Kevin McKenna	1977-81

Field Goal Percentage

(Minimum 300 Attempts)		
Pct.	Name, Years	FGM-FGA
.684	Geoffrey Groselle, 2012-16	232-339
.628	Zach Hanson, 2013-17	218-347
.625	Gregory Echenique, 2010-13	374-598
.615	Will Artino, 2011-15	256-416
.611	Mike Grimes, 2000-04	292-478
.602	Martin Krampelj, 2015-19	311-517
.585	Vernon Moore, 1981-85	649-1,109
.562	Benoit Benjamin, 1982-85	610-1,085
.551	Chad Gallagher, 1987-91	811-1,472
.550	Doug McDermott, 2010-14	1,141-2,075

3-pt Field Goals

3FG	Name	Years
371	Kyle Korver	1999-03
334	Ethan Wragge	2009-14
274	Doug McDermott	2010-14
245	Ryan Sears	1997-01
230	Mitch Ballock	2017-Pres.
212	Rodney Buford	1995-99
207	Ty-Shon Alexander	2017-Pres.
206	Jahenns Manigat	2010-14
200	Nate Funk	2002-07
185	Matt Roggenburk	1986-90

3-pt FG Attempts

FGA	Name	Years
819	Kyle Korver	1999-03
761	Ethan Wragge	2009-14
689	Ryan Sears	1997-01
598	Doug McDermott	2010-14
572	Mitch Ballock	2017-Pres.
558	Rodney Buford	1995-99
556	Ty-Shon Alexander	2017-Pres.
508	Jahenns Manigat	2010-14
492	Nate Funk	2002-07
481	Matt Roggenburk	1986-90
444	Marcus Foster	2016-18

3-pt FG Percentage

(Minimum 100 Attempts)		
Pct.	Name, Years	3FGM-FGA
.458	Doug McDermott, 2010-14	274-598
.455	Booker Woodfox, 2007-09	147-323
.453	Kyle Korver, 1999-03	371-819
.441	Rod Mason, 1986-88	132-299
.440	Nerijus Karlikanovas, 1998-00	48-109
.439	Ethan Wragge, 2009-14	334-761
.431	Michael Lindeman, 2000-04	62-144
.429	Duan Cole, 1987-92	176-410
.415	Marcus Zegarowski, 2018-Pres.	130-313
.407	Cole Huff, 2015-17	124-305

Free Throws Made

FT	Name	Years
594	Doug McDermott	2010-14
588	Bob Harstad	1987-91
525	Elton Tuttle	1951-54
418	Bob Gibson	1954-57
382	Bob Portman	1966-69
375	Paul Silas	1961-64
362	Antoine Young	2008-12
356	Vernon Moore	1981-85
355	Benoit Benjamin	1982-85
350	Dick Harvey	1956-60

Free Throw Attempts

FTA	Name	Years
800	Bob Harstad	1987-91
759	Elton Tuttle	1951-54
715	Doug McDermott	2010-14
637	Paul Silas	1961-64
575	Bob Gibson	1954-57
509	Antoine Young	2008-12
505	Dick Harvey	1956-60
503	Vernon Moore	1981-85
493	Benoit Benjamin	1982-85
487	Bob Portman	1966-69

Free Throw Percentage

(Minimum 200 Attempts)		
Pct.	Name, Years	FTM-FTA
.891	Kyle Korver, 1999-03	312-350
.844	Mike Caruso, 1968-71	276-327
.831	Doug McDermott, 2010-14	594-715
.826	Cavel Witter, 2007-10	246-298
.817	Nate Funk, 2002-07	312-382
.813	Ty-Shon Alexander, 2017-Pres.	231-284
.807	Ryan Sears, 1997-01	330-409
.800	Rick Apke, 1975-78	336-420
.796	James Farr, 1987-89	212-266
.786	Austin Chatman, 2011-15	246-313

Rebounds

Reb.	Name	Years
1,751	Paul Silas	1961-64
1,126	Bob Harstad	1987-91
1,088	Doug McDermott	2010-14
1,005	Benoit Benjamin	1982-85
979	Bob Portman	1966-69
891	Chad Gallagher	1987-91
762	Kenny Lawson Jr.	2006-11
716	Rodney Buford	1995-99
709	Rick Apke	1974-78
696	Wally Anderzunas	1965-67, 1968-69

Blocked Shots

Since 1979-80		
Blk.	Name	Years
411	Benoit Benjamin	1982-85
183	Chad Gallagher	1987-91
174	Gregory Echenique	2010-13
153	Kenny Lawson Jr.	2006-11
138	Brody Deren	2001-04
136	Anthony Tolliver	2003-07
109	Doug Swenson	1997-99
104	Joe Dabbert	2000-04
79	Adam Reid	1994-97
76	Livan Pyfrom	1999-01

Assists

Since 1970-71		
Ast.	Name	Years
570	Ryan Sears	1997-01
549	Ralph Bobik	1971-74
505	Antoine Young	2008-12
498	Grant Gibbs	2011-14
493	Austin Chatman	2011-15
458	Randy Eckcer	1974-78
430	Tyler McKinney	2001-05
418	Vernon Moore	1981-85
391	Maurice Watson Jr.	2015-17
388	Josh Dotzler	2005-09



Grant Gibbs ranks fourth in Creighton history with 498 assists despite playing just three seasons for the Bluejays.

Steals

Since 1979-80		
Stl.	Name	Years
283	Ryan Sears	1997-01
196	Josh Dotzler	2005-09
195	Rodney Buford	1995-99
186	Duan Cole	1987-92
172	Kyle Korver	1999-03
157	Johnny Mathies	2003-06
154	Latrell Wrightsell	1988-92
150	Vernon Moore	1981-85
148	Ben Walker	1997-01
141	Khyri Thomas	2015-18

Bold italics indicates player active in 2019-20

CHI Health Center Omaha Season Records

Games Played		
Rk.	Name, Year	Games
1.	Doug McDermott, 2010-11	22
	Antoine Young, 2010-11	22
	Kenny Lawson Jr., 2010-11	22
	Jahenns Manigat, 2010-11	22
	Darryl Ashford, 2010-11	22
	Josh Jones, 2010-11	22
	Kaleb Korver, 2010-11	22
	Wayne Runnels, 2010-11	22

Games Started		
Rk.	Name, Year	Starts (Games)
1.	Doug McDermott, 2010-11	22 (22)
	Antoine Young, 2010-11	22 (22)
	Kaleb Korver, 2010-11	22 (22)
4.	Booker Woodfox, 2008-09	19 (19)
	Justin Carter, 2008-09	19 (19)
	Kenny Lawson Jr., 2008-09	19 (19)
	Josh Dotzler, 2008-09	19 (19)
	Maurice Watson Jr., 2015-16	19 (19)
	Geoffrey Groselle, 2015-16	19 (19)
	Ty-Shon Alexander, 2018-19	19 (19)
	Martin Krampelj, 2018-19	19 (19)
	Mitch Ballock, 2018-19	19 (19)
	Davion Mintz, 2018-19	19 (19)

Minutes		
Rk.	Name, Year	Minutes (Games)
1.	Antoine Young, 2010-11	757 (22)
2.	Doug McDermott, 2010-11	628 (22)
3.	Ty-Shon Alexander, 2018-19	618 (19)
4.	Mitch Ballock, 2018-19	607 (19)
5.	Kaleb Korver, 2010-11	589 (22)

Minutes Per Game (min. 10 games played)		
Rk.	Name, Year	Minutes Per Game
1.	Nate Funk, 2006-07	34.6
2.	Mitch Ballock, 2019-20	34.42
3.	Antoine Young, 2010-11	34.41
4.	Johnny Mathies, 2005-06	34.2
5.	Ty-Shon Alexander, 2019-20	33.3
6.	Doug McDermott, 2013-14	32.9

Points		
Rk.	Name, Year	Points (Games)
1.	Doug McDermott, 2013-14	472 (16)
2.	Doug McDermott, 2012-13	387 (17)
3.	Marcus Foster, 2017-18	386 (18)
4.	Doug McDermott, 2010-11	360 (22)
5.	Doug McDermott, 2011-12	354 (16)
6.	Marcus Foster, 2016-17	337 (17)
7.	Ty-Shon Alexander, 2019-20	313 (17)
8.	Ty-Shon Alexander, 2018-19	304 (19)
9.	Marcus Zegarowski, 2019-20	302 (17)
10.	Booker Woodfox, 2008-09	297 (19)

Points Per Game (min. 10 games played)		
Rk.	Name, Year	Points Per Game
1.	Doug McDermott, 2013-14	29.5
2.	Doug McDermott, 2012-13	22.8
3.	Doug McDermott, 2011-12	22.1
4.	Marcus Foster, 2017-18	21.4
5.	Marcus Foster, 2016-17	19.8

Field Goals Made		
Rk.	Name, Year	FG Made (Games)
1.	Doug McDermott, 2013-14	161 (16)
2.	Marcus Foster, 2017-18	143 (18)
3.	Doug McDermott, 2011-12	138 (16)
4.	Doug McDermott, 2010-11	134 (22)
5.	Doug McDermott, 2012-13	130 (17)

Field Goals Attempted		
Rk.	Name, Year	FG Attempted (Games)
1.	Doug McDermott, 2013-14	299 (16)
2.	Marcus Foster, 2017-18	263 (18)
3.	Marcus Foster, 2016-17	261 (17)
4.	Ty-Shon Alexander, 2018-19	245 (19)
5.	Doug McDermott, 2010-11	242 (22)

Field Goal Percentage (min. 3 FG Made/Game)		
Rk.	Name, Year	FG% (FG-FGA)
1.	Geoffrey Groselle, 2015-16	.736 (81-110)
2.	Justin Patton, 2016-17	.691 (94-136)
3.	Gregory Echenique, 2012-13	.683 (69-101)
4.	Martin Krampelj, 2017-18	.655 (57-87)
5.	Martin Krampelj, 2018-19	.636 (96-151)

3-Point Field Goals Made		
Rk.	Name, Year	3FG Made (Games)
1.	Marcus Foster, 2017-18	61 (18)
2.	Mitch Ballock, 2019-20	56 (17)
3.	Mitch Ballock, 2018-19	54 (19)
4.	Ty-Shon Alexander, 2018-19	53 (19)
5.	Booker Woodfox, 2008-09	52 (19)

3-Point Field Goals Attempted		
Rk.	Name, Year	3FG Attempted (Games)
1.	Ty-Shon Alexander, 2018-19	144 (19)
2.	Marcus Foster, 2017-18	126 (18)
3.	Mitch Ballock, 2019-20	119 (17)
4.	Mitch Ballock, 2018-19	117 (19)
5.	Marcus Foster, 2016-17	109 (17)

3-Point Field Goal Percentage (min. 1 3FG Made/Game)		
Rk.	Name, Year	3FG% (3FG-3FGA)
1.	Austin Chatman, 2012-13	.559 (19-34)
2.	Marcus Zegarowski, 2019-20	.510 (50-98)
3.	Jimmy Motz, 2004-05	.509 (29-57)
4.	Ethan Wragge, 2013-14	.506 (45-89)
5.	Nate Funk, 2004-05	.500 (33-66)
	Josh Jones, 2011-12	.500 (26-52)
	Doug McDermott, 2012-13	.500 (39-78)

Free Throws Made		
Rk.	Name, Year	FT Made (Games)
1.	Doug McDermott, 2013-14	102 (16)
2.	Doug McDermott, 2012-13	88 (17)
3.	Anthony Tolliver, 2005-06	80 (17)
4.	Ty-Shon Alexander, 2019-20	77 (17)
5.	P'Allen Stinnett, 2008-09	76 (19)

Free Throws Attempted		
Rk.	Name, Year	FT Attempted (Games)
1.	Doug McDermott, 2013-14	118 (16)
2.	P'Allen Stinnett, 2008-09	105 (19)
3.	Anthony Tolliver, 2005-06	102 (17)
4.	Doug McDermott, 2012-13	98 (17)
5.	Johnny Mathies, 2005-06	93 (17)

Free Throw Percentage (min. 2.5 FT Made/Game)		
Rk.	Name, Year	FT% (FT-FTA)
1.	Nate Funk, 2006-07	.919 (57-62)
2.	Doug McDermott, 2012-13	.898 (88-98)
3.	Cavel Witter, 2009-10	.896 (43-48)
4.	Doug McDermott, 2013-14	.864 (102-118)
5.	Ty-Shon Alexander, 2019-20	.865 (77-89)
6.	Kenny Lawson Jr. 2009-10	.861 (62-72)

Rebounds		
Rk.	Name, Year	Rebounds (Games)
1.	Doug McDermott, 2010-11	158 (22)
2.	Kenny Lawson Jr., 2010-11	131 (22)
3.	Doug McDermott, 2011-12	130 (16)
4.	Martin Krampelj, 2018-19	126 (19)
5.	Geoffrey Groselle, 2015-16	125 (19)
6.	Dane Watts, 2007-08	124 (18)
	Doug McDermott, 2012-13	124 (17)
8.	Doug McDermott, 2013-14	122 (16)
9.	Khyri Thomas, 2016-17	113 (17)
10.	Anthony Tolliver, 2005-06	112 (17)

Rebounds Per Game (min. 10 games played)		
Rk.	Name, Year	Rebounds Per Game
1.	Martin Krampelj, 2017-18	8.9
2.	Doug McDermott, 2011-12	8.1
3.	Doug McDermott, 2013-14	7.6
4.	Doug McDermott, 2012-13	7.3

5.	Doug McDermott, 2010-11	7.2
----	-------------------------	-----

Offensive Rebounds		
Rk.	Name, Year	Off. Reb. (Games)
1.	Doug McDermott, 2010-11	52 (22)
2.	Geoffrey Groselle, 2015-16	50 (19)
3.	Doug McDermott, 2011-12	46 (16)
4.	Dane Watts, 2007-08	45 (18)
5.	Anthony Tolliver, 2005-06	40 (17)

Defensive Rebounds		
Rk.	Name, Year	Def. Reb. (Games)
1.	Doug McDermott, 2010-11	106 (22)
2.	Doug McDermott, 2012-13	96 (17)
3.	Kenny Lawson Jr., 2010-11	94 (22)
4.	Doug McDermott, 2013-14	93 (16)
	Martin Krampelj, 2018-19	93 (19)

Fouls		
Rk.	Name, Year	Fouls (Games)
1.	Zach Hanson, 2015-16	55 (19)
2.	Christian Bishop, 2019-20	52 (17)
3.	Geoffrey Groselle, 2015-16	51 (19)
	Martin Krampelj, 2018-19	51 (19)
6.	P'Allen Stinnett, 2007-08	47 (18)

Foul Out Disqualifications		
Rk.	Name, Year	Foul Out DQ's
1.	Anthony Tolliver, 2006-07	3
	Zach Hanson, 2015-16	3
3.	Anthony Tolliver, 2004-05	2
	Johnny Mathies, 2004-05	2
	Tyler McKinney, 2004-05	2
	P'Allen Stinnett, 2007-08	2
	Dane Watts, 2007-08	2
	Josh Dotzler, 2008-09	2
	Martin Krampelj, 2018-19	2
	Christian Bishop, 2019-20	2

Assists		
Rk.	Name, Year	Assists (Games)
1.	Maurice Watson Jr., 2015-16	115 (19)
2.	Antoine Young, 2010-11	113 (22)
3.	Maurice Watson Jr., 2016-17	98 (11)
4.	Austin Chatman, 2012-13	96 (17)
5.	Grant Gibbs, 2012-13	91 (17)

Turnovers		
Rk.	Name, Year	Turnovers (Games)
1.	Maurice Watson Jr., 2015-16	52 (19)
2.	Maurice Watson Jr., 2016-17	45 (11)
3.	Doug McDermott, 2010-11	44 (22)
4.	Marcus Zegarowski, 2019-20	43 (17)
5.	Johnny Mathies, 2005-06	41 (17)
	Doug McDermott, 2012-13	41 (17)

Blocked Shots		
Rk.	Name, Year	Blocks (Games)
1.	Anthony Tolliver, 2005-06	31 (17)
2.	Kenny Lawson Jr., 2008-09	30 (19)
	Gregory Echenique, 2011-12	30 (16)
4.	Anthony Tolliver, 2004-05	29 (16)
5.	A. Tolliver ('06-07); K. Walker ('08-09)	27 (14/18)

Steals		
Rk.	Name, Year	Steals (Games)
1.	Josh Dotzler, 2008-09	43 (19)
2.	Johnny Mathies, 2005-06	39 (17)
3.	Josh Dotzler, 2007-08	37 (18)
4.	Johnny Mathies, 2004-05	34 (16)
5.	P'Allen Stinnett, 2007-08	31 (18)
	Khyri Thomas, 2016-17	31 (17)
	Khyri Thomas, 2017-18	31 (18)

Bold italics indicates totals from 2019-20

CHI Health Center Omaha Career Records

Games Played		
Rk.	Name, Years	Games
1.	Kenny Lawson Jr., 2006-11	76
2.	Antoine Young, 2008-12	71
	Doug McDermott, 2010-14	71
	Jahenns Manigat, 2010-14	71
5.	Kaleb Korver, 2007-11	70
	Ethan Wragge, 2009-14	70

Games Started		
Rk.	Name, Years	Starts (Games)
1.	Doug McDermott, 2010-14	71
2.	Dane Watts, 2004-08	59
3.	Jahenns Manigat, 2010-14	58
4.	Kenny Lawson Jr., 2006-11	53
	Antoine Young, 2008-12	53

Minutes		
Rk.	Name, Years	Minutes (Games)
1.	Doug McDermott, 2010-14	2,145 (71)
2.	Antoine Young, 2008-12	1,878 (71)
3.	Jahenns Manigat, 2010-14	1,721 (71)
4.	Austin Chatman, 2011-15	1,720 (66)
5.	Mitch Ballock, 2017-Pres.	1,559 (54)

Minutes Per Game (min. 20 games played)		
Rk.	Name, Years	Minutes Per Game
1.	Marcus Zegarowski, 2018-Pres.	31.0
2.	Marcus Foster, 2016-18	30.34
3.	Nate Funk, 2003-07	30.26
4.	Doug McDermott, 2010-14	30.2
5.	Tyler McKinney, 2003-05	30.1

Points		
Rk.	Name, Years	Points (Games)
1.	Doug McDermott, 2010-14	1,573 (71)
2.	Nate Funk, 2003-07	735 (47)
3.	Marcus Foster, 2016-18	723 (35)
4.	Ty-Shon Alexander, 2017-Pres.	712 (54)
5.	Kenny Lawson Jr., 2006-11	707 (76)
6.	Antoine Young, 2008-12	634 (71)
7.	Khyri Thomas, 2015-18	611 (53)
8.	Johnny Mathies, 2003-06	586 (49)
	Dane Watts, 2004-08	586 (65)
	P'Allen Stinnett, 2007-10	586 (47)

Points Per Game (min. 20 games played)		
Rk.	Name, Years	Points Per Game
1.	Doug McDermott, 2010-14	22.2
2.	Marcus Foster, 2016-18	20.7
3.	Nate Funk, 2003-07	15.6
4.	Marcus Zegarowski, 2018-Pres.	13.9
5.	Maurice Watson Jr., 2015-17	13.8

Field Goals Made		
Rk.	Name, Years	FG Made (Games)
1.	Doug McDermott, 2010-14	563 (71)
2.	Marcus Foster, 2016-18	272 (35)
3.	Kenny Lawson Jr., 2006-11	266 (76)
4.	Nate Funk, 2003-07	253 (47)
5.	Khyri Thomas, 2015-18	232 (53)
	Ty-Shon Alexander, 2017-Pres.	232 (54)

Field Goals Attempted		
Rk.	Name, Years	FG Attempted (Games)
1.	Doug McDermott, 2010-14	999 (71)
2.	Marcus Foster, 2016-18	524 (35)
3.	Nate Funk, 2003-07	517 (47)
4.	Ty-Shon Alexander, 2017-Pres.	516 (54)
5.	Kenny Lawson Jr., 2006-11	513 (76)

Field Goal Percentage (min. 50 FG Made)		
Rk.	Name, Years	FG% (FG-FGA)
1.	Geoffrey Groselle, 2012-16	.706 (127-180)
2.	Justin Patton, 2016-17	.691 (94-136)
3.	Gregory Echenique, 2010-13	.648 (175-270)
4.	Zach Hanson, 2013-17	.640 (114-178)
5.	Christian Bishop, 2018-Pres.	.639 (85-133)
6.	Martin Krampelj, 2015-19	.617 (179-290)

3-Point Field Goals Made		
Rk.	Name, Years	3FG Made (Games)
1.	Ethan Wragge, 2009-14	156 (70)
2.	Doug McDermott, 2010-14	134 (71)
3.	Mitch Ballock, 2017-Pres.	133 (54)
4.	Ty-Shon Alexander, 2017-Pres.	118 (54)
5.	Jahenns Manigat, 2010-14	102 (71)

3-Point Field Goals Attempted		
Rk.	Name, Years	3FG Attempted (Games)
1.	Ethan Wragge, 2009-14	341 (70)
2.	Doug McDermott, 2010-14	299 (71)
3.	Ty-Shon Alexander, 2017-Pres.	306 (54)
	Mitch Ballock, 2017-Pres.	306 (54)
5.	Jahenns Manigat, 2010-14	248 (71)

3-Point Field Goal Percentage (min. 25 3FG Made)		
Rk.	Name, Years	3FG% (3FG-3FGA)
1.	Booker Woodfox, 2007-09	.483 (83-172)
2.	Marcus Zegarowski, 2018-Pres.	.462 (85-184)
3.	Ethan Wragge, 2009-14	.457 (156-341)
4.	Doug McDermott, 2010-14	.4482 (134-299)
5.	Nate Funk, 2003-07	.4479 (86-192)
6.	Jimmy Motz, 2003-06	.444 (59-133)

Free Throws Made		
Rk.	Name, Years	FT Made (Games)
1.	Doug McDermott, 2010-14	313 (71)
2.	Antoine Young, 2008-12	180 (71)
3.	Cavel Witter, 2007-10	166 (51)
4.	Johnny Mathies, 2003-06	164 (49)
5.	Anthony Tolliver, 2003-07	156 (61)
	Kenny Lawson Jr., 2006-11	156 (76)

Free Throws Attempted		
Rk.	Name, Years	FT Attempted (Games)
1.	Doug McDermott, 2010-14	376 (71)
2.	Antoine Young, 2008-12	245 (71)
3.	Johnny Mathies, 2003-06	221 (49)
	Anthony Tolliver, 2003-07	221 (61)
5.	Kenny Lawson Jr., 2006-11	204 (76)

Free Throw Percentage (min. 2.5 FT Made/Game)		
Rk.	Name, Years	FT% (FT-FTA)
1.	Cavel Witter, 2007-10	.860 (166-193)
2.	Doug McDermott, 2010-14	.832 (313-376)
3.	Nate Funk, 2003-07	.817 (143-175)
4.	Booker Woodfox, 2007-09	.807 (71-88)
5.	Ty-Shon Alexander, 2017-Pres.	.798 (130-163)

Rebounds		
Rk.	Name, Years	Rebounds (Games)
1.	Doug McDermott, 2010-14	534 (71)
2.	Kenny Lawson Jr., 2006-11	406 (76)
3.	Dane Watts, 2004-08	351 (65)
4.	Martin Krampelj, 2015-19	296 (47)
5.	Gregory Echenique, 2010-13	295 (49)
6.	Anthony Tolliver, 2003-07	284 (61)
7.	Khyri Thomas, 2015-18	260 (53)
8.	Toby Hegner, 2014-18	256 (69)
9.	Will Artino, 2011-15	235 (65)
10.	Mitch Ballock, 2017-Pres.	234 (54)

Rebounds Per Game (min. 20 games played)		
Rk.	Name, Years	Rebounds Per Game
1.	Doug McDermott, 2010-14	7.5
2.	Martin Krampelj, 2015-19	6.3
3.	Gregory Echenique, 2010-13	6.0
4.	Justin Carter, 2008-10	5.8
5.	Nick Porter, 2005-07	5.6

Offensive Rebounds		
Rk.	Name, Years	Off. Reb. (Games)
1.	Doug McDermott, 2010-14	155 (71)
2.	Kenny Lawson Jr., 2006-11	122 (76)
3.	Dane Watts, 2004-08	118 (65)
4.	Gregory Echenique, 2010-13	102 (49)
5.	Anthony Tolliver, 2003-07	95 (61)

Defensive Rebounds		
Rk.	Name, Years	Def. Reb. (Games)
1.	Doug McDermott, 2010-14	379 (71)
2.	Kenny Lawson Jr., 2006-11	284 (76)
3.	Dane Watts, 2004-08	233 (65)
4.	Mitch Ballock, 2017-Pres.	208 (54)
5.	Martin Krampelj, 2015-19	203 (47)

Fouls		
Rk.	Name, Years	Fouls (Games)
1.	Dane Watts, 2004-08	146 (65)
2.	Jahenns Manigat, 2010-14	145 (71)
3.	Kenny Lawson Jr., 2006-11	130 (76)
	Ethan Wragge, 2009-14	130 (70)
	Toby Hegner, 2014-18	130 (69)

Foul Out Disqualifications		
Rk.	Name, Years	Foul Out DQ's
1.	Anthony Tolliver, 2003-07	6
2.	Johnny Mathies, 2003-06	4
3.	Dane Watts, 2004-08	3
	Josh Dotzler, 2005-09	3
	Zach Hanson, 2013-17	3

Assists		
Rk.	Name, Years	Assists (Games)
1.	Austin Chatman, 2011-15	275 (66)
2.	Antoine Young, 2008-12	268 (71)
3.	Grant Gibbs, 2011-14	228 (45)
4.	Josh Dotzler, 2005-09	213 (60)
	Maurice Watson Jr., 2015-17	213 (30)

Turnovers		
Rk.	Name, Years	Turnovers (Games)
1.	Doug McDermott, 2010-14	141 (71)
2.	Austin Chatman, 2011-15	120 (66)
3.	Antoine Young, 2008-12	106 (71)
4.	Johnny Mathies, 2003-06	100 (49)
5.	Maurice Watson Jr., 2015-17	97 (30)

Blocked Shots		
Rk.	Name, Years	Blocks (Games)
1.	Kenny Lawson Jr., 2006-11	80 (76)
	Gregory Echenique, 2010-13	80 (49)
3.	Anthony Tolliver, 2003-07	71 (61)
4.	Jeffrey Day, 2004-06	43 (33)
5.	Kenton Walker, 2007-09	36 (34)

Steals		
Rk.	Name, Years	Steals (Games)
1.	Josh Dotzler, 2005-09	120 (60)
2.	Johnny Mathies, 2003-06	100 (49)
3.	Khyri Thomas, 2015-18	84 (53)
4.	P'Allen Stinnett, 2007-10	73 (47)
5.	Jahenns Manigat, 2010-14	68 (71)

Bold italics indicates an active player in 2019-20

2019-20 Creighton Men's Basketball
#11 Creighton Combined Team Statistics (as of Mar 04, 2020)
All games

RECORD:	OVERALL	HOME	AWAY	NEUTRAL
ALL GAMES	23-7	16-1	6-5	1-1
CONFERENCE	12-5	7-1	5-4	0-0
NON-CONFERENCE	11-2	9-0	1-1	1-1

#	Player	gp-gs	min	avg	Total		3-Point		F-Throw		Rebounds				pf	dq	a	to	blk	stl	pts	avg
					fg-fga	fg%	3fg-fga	3fg%	ft-fa	ft%	off	def	tot	avg								
05	ALEXANDER, Ty-Shon	30-30	1038	34.6	157-363	.433	78-194	.402	117-136	.860	8	145	153	5.1	52	0	68	42	7	38	509	17.0
11	ZEGAROWSKI, Marcu	30-29	1034	34.5	174-363	.479	70-172	.407	59-78	.756	5	106	111	3.7	60	0	151	78	3	33	477	15.9
24	BALLOCK, Mitch	30-30	1076	35.9	120-275	.436	91-210	.433	29-39	.744	13	151	164	5.5	42	0	91	27	10	24	360	12.0
34	MAHONEY, Denzel	20-1	449	22.5	74-179	.413	25-75	.333	62-74	.838	22	43	65	3.3	43	0	13	29	2	18	235	11.8
23	JEFFERSON, Damien	29-28	784	27.0	116-217	.535	10-44	.227	33-50	.660	48	111	159	5.5	47	0	40	35	5	19	275	9.5
13	BISHOP, Christian	30-30	647	21.6	105-176	.597	1-1	1.000	52-90	.578	57	102	159	5.3	91	2	41	46	32	21	263	8.8
43	JONES, Kelvin	27-0	305	11.3	37-68	.544	0-0	.000	8-17	.471	45	55	100	3.7	63	0	12	26	14	10	82	3.0
04	MITCHELL, Shereef	26-2	370	14.2	29-65	.446	1-12	.083	15-22	.682	6	32	38	1.5	38	0	39	22	1	19	74	2.8
21	WINDHAM, Jalen	16-0	105	6.6	15-41	.366	7-26	.269	5-6	.833	1	12	13	0.8	4	0	3	8	0	5	42	2.6
10	CANFIELD, Jett	20-0	127	6.4	5-17	.294	3-11	.273	3-4	.750	0	6	6	0.3	10	0	12	2	0	5	16	0.8
12	SCURRY, Jordan	14-0	44	3.1	4-12	.333	2-9	.222	0-0	.000	2	2	4	0.3	6	0	1	3	0	4	10	0.7
20	ZEIL, Nic	14-0	46	3.3	1-10	.100	0-3	.000	6-8	.750	3	6	9	0.6	6	0	0	2	1	1	8	0.6
Team											33	41	74					12				
Total.....		30	6025		837-1786	.469	288-757	.380	389-524	.742	243	812	1055	35.2	462	2	471	332	75	197	2351	78.4
Opponents.....		30	6025		785-1872	.419	224-716	.313	308-437	.705	338	774	1112	37.1	498	8	402	369	99	147	2102	70.1

TEAM STATISTICS	CU	OPP
SCORING	2351	2102
Points per game	78.4	70.1
Scoring margin	+8.3	-
FIELD GOALS-ATT	837-1786	785-1872
Field goal pct	.469	.419
3 POINT FG-ATT	288-757	224-716
3-point FG pct	.380	.313
3-pt FG made per game	9.6	7.5
FREE THROWS-ATT	389-524	308-437
Free throw pct	.742	.705
F-Throws made per game	13.0	10.3
REBOUNDS	1055	1112
Rebounds per game	35.2	37.1
Rebounding margin	-1.9	-
ASSISTS	471	402
Assists per game	15.7	13.4
TURNOVERS	332	369
Turnovers per game	11.1	12.3
Turnover margin	+1.2	-
Assist/turnover ratio	1.4	1.1
STEALS	197	147
Steals per game	6.6	4.9
BLOCKS	75	99
Blocks per game	2.5	3.3
ATTENDANCE	293132	114148
Home games-Avg/Game	17-17243	11-9494
Neutral site-Avg/Game	-	2-4855

Score by Periods	1st	2nd	OT	Totals
#11 Creighton	1192	1150	9	2351
Opponents	960	1140	2	2102

Date	Opponent		Score	Att.
11-05-19	KENNESAW STATE	W	81-55	16321
11-12-19	at Michigan	L	69-79	11398
11-16-19	LOUISIANA TECH	W	82-72	16919
O 11-22-19	CAL POLY	W	86-70	16783
O 11-24-19	NORTH FLORIDA	W	76-67	16562
% 11-28-19	vs San Diego St.	L	52-83	4855
% 11-29-19	vs #12 Texas Tech	Wot	83-76	4855
12-03-19	ORAL ROBERTS	W	72-60	16427
12-07-19	NEBRASKA	W	95-76	18068
12-13-19	UTRGV	W	89-58	16346
12-17-19	OKLAHOMA	W	83-73	17146
12-21-19	at Arizona State	W	67-60	9395
12-28-19	MIDLAND	W	91-54	16914
* 01-01-20	MARQUETTE	W	92-75	17289
* 01-04-20	at #11 Butler	L	57-71	9129
* 01-07-20	#16 VILLANOVA	L	59-64	17682
* 01-11-20	at Xavier	W	77-65	10529
* 01-15-20	at Georgetown	L	80-83	5920
* 01-18-20	PROVIDENCE	W	78-74	17048
* 01-22-20	at DePaul	W	83-68	4535
* 01-26-20	XAVIER	W	77-66	17796
* 02-01-20	at #8 Villanova	W	76-61	15105
* 02-05-20	at Providence	L	56-73	10102
* 02-08-20	ST. JOHN'S	W	94-82	18122
* 02-12-20	at #10 Seton Hall	W	87-82	9736
* 02-15-20	DEPAUL	W	93-64	17865
* 02-18-20	at #19 Marquette	W	73-65	14329
* 02-23-20	#21 BUTLER	W	81-59	18148
* 03-01-20	at St. John's	L	71-91	4260
* 03-04-20	GEORGETOWN	W	91-76	17696

O = 19th Annual Continental Tire Las Vegas Invitational (Omaha, Neb.)
 % = 19th Annual Continental Tire Las Vegas Invitational (Las Vegas, Nev.)
 * = BIG EAST Conference game

2019-20 Creighton Men's Basketball
#11 Creighton Combined Team Statistics (as of Mar 04, 2020)
Conference games only

RECORD:	OVERALL	HOME	AWAY	NEUTRAL
ALL GAMES	12-5	7-1	5-4	0-0
CONFERENCE	12-5	7-1	5-4	0-0
NON-CONFERENCE	0-0	0-0	0-0	0-0

#	Player	gp-gs	min	avg	Total		3-Point		F-Throw		Rebounds				pf	dq	a	to	blk	stl	pts	avg
					fg-fga	fg%	3fg-fga	3fg%	ft-fa	ft%	off	def	tot	avg								
05	ALEXANDER, Ty-Shon	17-17	601	35.4	90-209	.431	44-116	.379	71-81	.877	1	75	76	4.5	30	0	43	16	3	26	295	17.4
11	ZEGAROWSKI, Marcu	17-16	587	34.5	85-192	.443	36-85	.424	31-41	.756	3	60	63	3.7	39	0	89	47	2	21	237	13.9
24	BALLOCK, Mitch	17-17	624	36.7	67-160	.419	53-125	.424	14-19	.737	5	88	93	5.5	23	0	56	16	2	9	201	11.8
34	MAHONEY, Denzel	17-1	377	22.2	62-146	.425	20-57	.351	53-59	.898	18	35	53	3.1	35	0	12	26	0	14	197	11.6
23	JEFFERSON, Damien	17-17	480	28.2	78-129	.605	6-20	.300	21-26	.808	33	62	95	5.6	27	0	20	19	5	11	183	10.8
13	BISHOP, Christian	17-17	365	21.5	59-96	.615	0-0	.000	29-51	.569	29	49	78	4.6	50	0	30	25	19	11	147	8.6
43	JONES, Kelvin	17-0	176	10.4	15-32	.469	0-0	.000	4-9	.444	26	31	57	3.4	39	0	6	15	12	6	34	2.0
04	MITCHELL, Shereef	13-0	118	9.1	7-15	.467	1-4	.250	3-7	.429	1	10	11	0.8	16	0	15	13	1	7	18	1.4
21	WINDHAM, Jalen	8-0	20	2.5	2-11	.182	2-10	.200	0-0	.000	0	3	3	0.4	1	0	0	1	0	1	6	0.8
20	ZEIL, Nic	8-0	16	2.0	0-5	.000	0-2	.000	3-4	.750	2	1	3	0.4	1	0	0	1	1	1	3	0.4
12	SCURRY, Jordan	7-0	14	2.0	1-3	.333	0-1	.000	0-0	.000	0	0	0	0.0	1	0	1	0	0	1	2	0.3
10	CANFIELD, Jett	9-0	22	2.4	0-1	.000	0-0	.000	2-2	1.000	0	1	1	0.1	1	0	1	1	0	0	2	0.2
Team											18	25	43					6				
Total.....		17	3400		466-999	.466	162-420	.386	231-299	.773	136	440	576	33.9	263	0	273	186	45	108	1325	77.9
Opponents.....		17	3400		454-1069	.425	133-410	.324	178-250	.712	211	430	641	37.7	285	5	249	197	57	82	1219	71.7

TEAM STATISTICS	CU	OPP	Date	Opponent	Score	Att.
SCORING	1325	1219	* 01-01-20	MARQUETTE	w 92-75	17289
Points per game	77.9	71.7	* 01-04-20	at #11 Butler	L 57-71	9129
Scoring margin	+6.2	-	* 01-07-20	#16 VILLANOVA	L 59-64	17682
FIELD GOALS-ATT	466-999	454-1069	* 01-11-20	at Xavier	w 77-65	10529
Field goal pct	.466	.425	* 01-15-20	at Georgetown	L 80-83	5920
3 POINT FG-ATT	162-420	133-410	* 01-18-20	PROVIDENCE	w 78-74	17048
3-point FG pct	.386	.324	* 01-22-20	at DePaul	w 83-68	4535
3-pt FG made per game	9.5	7.8	* 01-26-20	XAVIER	w 77-66	17796
FREE THROWS-ATT	231-299	178-250	* 02-01-20	at #8 Villanova	w 76-61	15105
Free throw pct	.773	.712	* 02-05-20	at Providence	L 56-73	10102
F-Throws made per game	13.6	10.5	* 02-08-20	ST. JOHN'S	w 94-82	18122
REBOUNDS	576	641	* 02-12-20	at #10 Seton Hall	w 87-82	9736
Rebounds per game	33.9	37.7	* 02-15-20	DEPAUL	w 93-64	17865
Rebounding margin	-3.8	-	* 02-18-20	at #19 Marquette	w 73-65	14329
ASSISTS	273	249	* 02-23-20	#21 BUTLER	w 81-59	18148
Assists per game	16.1	14.6	* 03-01-20	at St. John's	L 71-91	4260
TURNOVERS	186	197	* 03-04-20	GEORGETOWN	w 91-76	17696
Turnovers per game	10.9	11.6				
Turnover margin	+0.6	-				
Assist/turnover ratio	1.5	1.3				
STEALS	108	82				
Steals per game	6.4	4.8				
BLOCKS	45	57				
Blocks per game	2.6	3.4				
ATTENDANCE	141646	83645				
Home games-Avg/Game	8-17706	9-9294				
Neutral site-Avg/Game	-	0-0				

O = 19th Annual Continental Tire Las Vegas Invitational (Omaha, Neb.)
 % = 19th Annual Continental Tire Las Vegas Invitational (Las Vegas, Nev.)
 * = BIG EAST Conference game

Score by Periods	1st	2nd	Totals
#11 Creighton	649	676	1325
Opponents	541	678	1219

2019-20 Creighton Men's Basketball
#11 Creighton Season/Career Statistics (as of Mar 04, 2020)
All games

SEASON STATISTICS

CAREER STATISTICS

SUMMARY	gp-gs	min/g	fg%	3fg%	ft%	r/g	a/g	stl	blk	pts/g	gp-gs	min/g	fg%	3fg%	ft%	r/g	a/g	stl	blk	pts/g
ALEXANDER, Ty-Shon	30-30	34.6	.433	.402	.860	5.1	2.3	38	7	17.0	97-65	28.2	.418	.372	.813	3.7	2.2	88	21	12.6
ZEGAROWSKI, Marcus	30-29	34.5	.479	.407	.756	3.7	5.0	33	3	15.9	62-45	31.4	.469	.415	.762	3.4	4.2	63	4	13.1
BALLOCK, Mitch	30-30	35.9	.436	.433	.744	5.5	3.0	24	10	12.0	98-70	30.0	.439	.402	.766	4.2	2.7	76	25	10.1
MAHONEY, Denzel	20-1	22.5	.413	.333	.838	3.3	0.7	18	2	11.8	20-1	22.5	.413	.333	.838	3.3	0.7	18	2	11.8
JEFFERSON, Damien	29-28	27.0	.535	.227	.660	5.5	1.4	19	5	9.5	55-44	22.7	.535	.308	.648	4.8	1.1	30	8	7.9
BISHOP, Christian	30-30	21.6	.597	1.000	.578	5.3	1.4	21	32	8.8	58-30	15.5	.618	.250	.535	3.8	0.9	32	47	6.5
JONES, Kelvin	27-0	11.3	.544	.000	.471	3.7	0.4	10	14	3.0	27-0	11.3	.544	.000	.471	3.7	0.4	10	14	3.0
MITCHELL, Shereef	26-2	14.2	.446	.083	.682	1.5	1.5	19	1	2.8	26-2	14.2	.446	.083	.682	1.5	1.5	19	1	2.8
WINDHAM, Jalen	16-0	6.6	.366	.269	.833	0.8	0.2	5	0	2.6	16-0	6.6	.366	.269	.833	0.8	0.2	5	0	2.6
CANFIELD, Jett	20-0	6.4	.294	.273	.750	0.3	0.6	5	0	0.8	20-0	6.4	.294	.273	.750	0.3	0.6	5	0	0.8
SCURRY, Jordan	14-0	3.1	.333	.222	.000	0.3	0.1	4	0	0.7	57-0	2.9	.373	.277	.500	0.4	0.2	7	0	1.0
ZEIL, Nic	14-0	3.3	.100	.000	.750	0.6	0.0	1	1	0.6	14-0	3.3	.100	.000	.750	0.6	0.0	1	1	0.6

SCORING	fg-fga	fg%	3fg-fga	3fg%	ft-fta	ft%	pts	pts/g	fg-fga	fg%	3fg-fga	3fg%	ft-fta	ft%	pts	pts/g
ALEXANDER, Ty-Shon	157-363	.433	78-194	.402	117-136	.860	509	17.0	394-942	.418	207-556	.372	231-284	.813	1226	12.6
ZEGAROWSKI, Marcus	174-363	.479	70-172	.407	59-78	.756	477	15.9	286-610	.469	130-313	.415	109-143	.762	811	13.1
BALLOCK, Mitch	120-275	.436	91-210	.433	29-39	.744	360	12.0	338-770	.439	230-572	.402	82-107	.766	988	10.1
MAHONEY, Denzel	74-179	.413	25-75	.333	62-74	.838	235	11.8	74-179	.413	25-75	.333	62-74	.838	235	11.8
JEFFERSON, Damien	116-217	.535	10-44	.227	33-50	.660	275	9.5	177-331	.535	24-78	.308	59-91	.648	437	7.9
BISHOP, Christian	105-176	.597	1-1	1.000	52-90	.578	263	8.8	154-249	.618	1-4	.250	68-127	.535	377	6.5
JONES, Kelvin	37-68	.544	0-0	.000	8-17	.471	82	3.0	37-68	.544	0-0	.000	8-17	.471	82	3.0
MITCHELL, Shereef	29-65	.446	1-12	.083	15-22	.682	74	2.8	29-65	.446	1-12	.083	15-22	.682	74	2.8
WINDHAM, Jalen	15-41	.366	7-26	.269	5-6	.833	42	2.6	15-41	.366	7-26	.269	5-6	.833	42	2.6
CANFIELD, Jett	5-17	.294	3-11	.273	3-4	.750	16	0.8	5-17	.294	3-11	.273	3-4	.750	16	0.8
SCURRY, Jordan	4-12	.333	2-9	.222	0-0	.000	10	0.7	22-59	.373	13-47	.277	1-2	.500	58	1.0
ZEIL, Nic	1-10	.100	0-3	.000	6-8	.750	8	0.6	1-10	.100	0-3	.000	6-8	.750	8	0.6

TOTALS	o-reb	d-reb	t-reb	pf	fo	ast	to	a/to	o-reb	d-reb	t-reb	pf	fo	ast	to	a/to
ALEXANDER, Ty-Shon	8	145	153	52	0	68	42	1.6	31	326	357	153	1	218	152	1.4
ZEGAROWSKI, Marcus	5	106	111	60	0	151	78	1.9	21	191	212	121	0	259	136	1.9
BALLOCK, Mitch	13	151	164	42	0	91	27	3.4	51	362	413	165	1	265	110	2.4
MAHONEY, Denzel	22	43	65	43	0	13	29	0.4	22	43	65	43	0	13	29	0.4
JEFFERSON, Damien	48	111	159	47	0	40	35	1.1	74	190	264	87	0	61	61	1.0
BISHOP, Christian	57	102	159	91	2	41	46	0.9	85	134	219	128	2	53	70	0.8
JONES, Kelvin	45	55	100	63	0	12	26	0.5	45	55	100	63	0	12	26	0.5
MITCHELL, Shereef	6	32	38	38	0	39	22	1.8	6	32	38	38	0	39	22	1.8
WINDHAM, Jalen	1	12	13	4	0	3	8	0.4	1	12	13	4	0	3	8	0.4
CANFIELD, Jett	0	6	6	10	0	12	2	6.0	0	6	6	10	0	12	2	6.0
SCURRY, Jordan	2	2	4	6	0	1	3	0.3	5	18	23	15	0	9	9	1.0
ZEIL, Nic	3	6	9	6	0	0	2	0.0	3	6	9	6	0	0	2	0.0



BIG EAST MEN'S BASKETBALL TOURNAMENT

March 11-14 • Madison Square Garden • New York City

FIRST ROUND

Wednesday
March 11

QUARTERFINALS

Thursday
March 12

SEMIFINALS

Friday
March 13

FINAL

Saturday
March 14

