

# *Creighton Record Book*



***Ty Blach (2010-12)***

# Career Hitting & Fielding Records

## Batting Average - Career

Avg.	Name	Years
.418	Scott Stahoviak	1989-91
.406	Gil Passarella	1967-70
.397	Oneri Fleita	1987-88
.385	Randy Schwartz	1978-81
.373	Donald Montgomery	1981-83
.372	Trever Adams	2010-11
.358	Dave Schrage	1980-83
.358	Ryan Gripp	1997-99
.357	Mike McCafferty	1990-91
.353	Dan Lawler	1998-01
.353	Mike Finley	1980-83

(Minimum two seasons and 200 AB)

## At Bats - Career


AB	Name	Years
917	Rick Freehling	1989-92
860	Ken Sarna	1997-00
832	Darin Ruf	2006-09
786	Alex Staehely	2010-13
786	Tyson Kimm	1992-95
782	Bob Langer	1989-92
780	Scott Allen	1999-02
777	Dan Lawler	1998-01
773	Vince Pietro	1997-00
763	Robbie Knight	2007-10

## Runs Scored - Career

R	Name	Years
223	Billy Meier	1985-88
220	Rick Freehling	1989-92
207	Doug Palmer	1980-83
202	Mike Finley	1980-83
200	Scott Stahoviak	1989-91
195	Chris Gadsden	1985-88
192	Robbie Knight	2007-10
184	Vince Pietro	1997-00
178	Troy Carley	1997-00
176	Zach Daeges	2003-06

## Hits - Career

H	Name	Years
294	Rick Freehling	1989-92
282	Scott Stahoviak	1989-91
275	Darin Ruf	2006-09
274	Dan Lawler	1998-01
261	Scott Allen	1999-02
261	Vince Pietro	1997-00
249	Bob Langer	1989-92
249	Mike Finley	1980-83
247	Ken Sarna	1997-00
240	Randy Schwartz	1978-81



**Rick Freehling set the Bluejay record with 294 hits in his career.**

## Runs Batted In - Career

RBI	Name	Years
214	Mike Finley	1980-83
201	Darin Ruf	2006-09
184	Pat Mooney	1987-90
180	Ryan Gripp	1997-99
174	Zach Daeges	2003-06
168	Scott Stahoviak	1989-91
165	Bill Meier	1985-88
161	Dan Lawler	1998-01
159	Bob Langer	1989-92
158	Rich Freehling	1989-92

## Slugging % - Career

Slg.	Name	Years
.732	Gil Passarella	1967-70
.687	Oneri Fleita	1987-88
.684	Ryan Gripp	1997-99
.653	Scott Stahoviak	1989-91
.648	Trever Adams	2010-11
.637	Kevin Frederick	1995-98
.624	Chris Hinrichs	1999-02
.609	Mike McCafferty	1990-91
.606	Randy Schwartz	1978-81
.592	Chad McConnell	1990-92

(Minimum two seasons and 200 AB)

## Doubles - Career

2B	Name	Years
63	Ken Sarna	1997-00
63	Scott Stahoviak	1989-91
61	Bob Langer	1989-92
60	Zach Daeges	2003-06
59	Ryan Gripp	1997-99
58	Tony Roth	2002-05
57	Darin Ruf	2006-09
55	Dan Lawler	1998-01
54	Pat Mooney	1987-90
53	Gabe Lapito	2002-05

## Triples - Career

3B	Name	Years
26	Rick Freehling	1989-92
17	Bobby Langer	1989-92
17	Steve Hinton	1989-91
15	Dan Norquist	2002-05
15	Vince Pietro	1997-00
15	Dax Jones	1989-91
14	Scott Allen	1999-02
13	Mike Gerber	2011-14
13	Scott Stahoviak	1989-91
12	Nicky Lopez	2014-16
12	Ryan Fitzgerald	2002-03
12	Troy Carley	1997-00
12	Chad Huebner	1992-94
12	Bill Meier	1985-88

## Home Runs - Career

HR	Name	Years
44	Ryan Gripp	1997-99
37	Kevin Frederick	1995-98
36	Mike Finley	1980-83
33	Mike Barbatto	1985-88
32	Chad McConnell	1990-92
31	Zach Daeges	2003-06
31	Pat Mooney	1987-90
29	Chris Hinrichs	1999-02
27	Mike Gerber	2011-14
27	Darin Ruf	2006-09
27	Adam Christensen	1995-98
27	Scott Servais	1986-88

## Total Bases - Career

TB	Name	Years
448	Rick Freehling	1989-92
440	Scott Stahoviak	1989-91
423	Darin Ruf	2006-09
422	Bob Langer	1989-92
418	Ryan Gripp	1997-99
415	Mike Finley	1980-83
411	Scott Allen	1999-02
405	Zach Daeges	2003-06
378	Randy Schwartz	1978-81
374	Chad McConnell	1990-92

## On-Base % - Career

OBP.	Name, Class	Years
.469	Zach Daeges	2003-06
.461	Vicente Cafaro	2008-09
.455	Trever Adams	2010-11
.444	Dan Lawler	1998-01
.439	Robbie Knight	2007-10
.433	Reagan Fowler	2013-16
.430	Darin Ruf	2006-09
.424	Matt Daeges	2002-05
.415	Tony Roth	2002-05
.411	Steve Winkelmann	2007-08

Since 1999 (Min. 250 at-bats)

## Walks - Career

BB	Name	Years
204	Bill Meier	1985-88
176	Rick Freehling	1989-92
142	Chris Gadsden	1985-88
141	Pat Mooney	1987-90
140	Zach Daeges	2003-06
135	Darin Ruf	2006-09
125	Scott Stahoviak	1989-91
122	Elvis Dominguez	1983-86
120	Tyson Kimm	1992-95
120	Doug Palmer	1980-83

## Hit by Pitches - Career

HBP	Name	Years
81	Robbie Knight	2007-10
45	Dan Lawler	1998-01
38	Tony Daniel	2003-05
35	Matt Daeges	2002-05
34	Reagan Fowler	2012-16
34	Vicente Cafaro	2008-09
34	Chris Hinrichs	1999-02
34	Chad McConnell	1990-92
32	Tony Roth	2002-05
32	Scott Thornburg	2009-12

## Sacrifice Bunts - Career

SH	Name	Years
49	Vince Pietro	1997-00
42	Alex Staehely	2010-13
33	Brad Dutton	2004-05
32	Brad McKewon	2011-14
30	Troy Carley	1997-00
30	Ross Sinclair	2006-07
30	Nick Judkins	2011-12
29	Ryan Fitzgerald	2013-16
29	Nicky Lopez	2014-16
29	Michael Lam	2005-08

## Sacrifice Flies - Career

SF	Name	Years
22	Darin Ruf	2006-09
15	Bob Langer	1989-92
14	Mike Stick	1992-95
14	Chris Gradoville	2004-07
14	Alex Staehely	2010-13
13	Scott Stahoviak	1989-91
13	Mike Barbatto	1985-88
13	Steve Winkelmann	2007-08
12	Ryan Fitzgerald	2013-16
12	Chad Huebner	1992-94
12	Ken Sarna	1997-00

## Stolen Bases - Career

SB	Name	Years
115	Chad Meyers	1994-96
108	Bill Meier	1985-88
84	Doug Palmer	1980-83
70	Chris Gadsden	1985-88
62	Chris Hinrichs	1999-02
62	Dave Schrage	1980-83
59	Rick Freehling	1989-92
58	Don Montgomery	1981-83
55	Eric Boddie	1986-88
53	Daniel Woodrow	2014-16
53	Troy Carley	1997-00
53	Randy Schwartz	1978-81

## Putouts - Career

PO	Name	Years
2,251	Darin Ruf	2006-09
2,084	Reagan Fowler	2013-16
1,792	Dan Lawler	1998-01
1,240	Ryan Martindale	1988-91
1,231	Mike McCabe	1994-96
1,160	Nick Judkins	2011-12
1,095	Scott Stahoviak	1989-91
957	Tony Daniel	2003-05
879	Pete Wiedewitsch	2003-04
<b>864</b>	<b>Michael Emodi</b>	<b>2016-18</b>
854	J.J. Gottsch	1991-93

## Assists - Career

A	Name	Years
662	Ken Sarna	1997-00
643	Alex Staehely	2010-13
599	Tyson Kimm	1992-95
595	Jon Dunlop	1992-95
531	Doug Palmer	1980-83
522	Jake Peter	2012-14
521	Ryan Fitzgerald	2013-16
512	Vince Pietro	1997-00
490	Elliot Soto	2008-10
488	Bob Langer	1989-92
482	Elvis Dominguez	1983-86

- **Bold** = Played in 2018
- **Bold Italics** = Current player



**Ryan Fitzgerald left his mark on the Bluejay program in assists (7th), sacrifice bunts (8th) and sacrifice flies (9th).**



**Mike Gerber closed his Creighton career with 13 triples and 27 HR to crack the top-10 in each category.**

# Season Hitting & Fielding Records

## Batting Average - Season

Avg.	Name, Class	Year
.470	Donald Montgomery, Jr.	1983
.457	Randy Schwartz, Sr.	1981
.449	Scott Stahoviak, Jr.	1991
.433	Dave Schrage, Sr.	1983
.417	Scott Stahoviak, So.	1990
.408	Oneri Fleita, Sr.	1988
.403	Chris Gradoville, So.	2005
.400	Chad McConn, Jr.	1992
.400	Dave Schrage, Jr.	1982
.395	Ryan Gripp, Jr.	1999

## At Bats - Season

AB	Name, Class	Year
278	Steve Hinton, Jr.	1991
276	Rick Freehling, Jr.	1991
273	Dax Jones, Jr.	1991
268	Mike McCafferty, Jr.	1991
267	Scott Stahoviak, Jr.	1991
257	Brad Dutton, Sr.	2005
253	Vince Pietro, Jr.	1999
244	Dan Norquist, Sr.	2005
240	Vince Pietro, Sr.	2000
240	Oneri Fleita, Sr.	1988

## Runs Scored - Season

R	Name, Class	Year
87	Scott Stahoviak, Jr.	1991
80	Rick Freehling, Jr.	1991
80	Dax Jones, Jr.	1991
80	Donald Montgomery, Jr.	1983
78	Ryan Gripp, Jr.	1999
69	Gary Selvera, Sr.	1988
68	Chad McConnell, Jr.	1992
67	Chad Meyers, So.	1995
64	Five players, last by Robbie Knight, So.	2008

## Hits - Season

H	Name, Class	Year
120	Scott Stahoviak, Jr.	1991
100	Dax Jones, Jr.	1991
98	Mike McCafferty, Jr.	1991
98	Oneri Fleita, Sr.	1988
96	Randy Schwartz, Sr.	1981
95	Scott Stahoviak, So.	1990
94	Steve Hinton, Jr.	1991
93	Rick Freehling, Jr.	1991
92	Ryan Gripp, Jr.	1999
90	Vince Pietro, Jr.	1999

## Runs Batted In - Season

RBI	Name, Class	Year
90	Steve Hinton, Jr.	1991
84	Ryan Gripp, Jr.	1999
76	Peyton Lewis, Sr.	1999
75	Mike Finley, So.	1981
74	Mike Stick, Sr.	1995
74	Scott Stahoviak, Jr.	1991
74	Pat Mooney, So.	1988
73	Chad McConnell, Jr.	1992
73	Oneri Fleita, Jr.	1987
70	Ryan Martindale, Sr.	1991

## Slugging % - Season

Slg.	Name, Class	Year
.807	Ryan Gripp, Jr.	1999
.783	Donald Montgomery, Jr.	1983
.748	Gil Passarella, Sr.	1970
.745	Scott Stahoviak, Jr.	1991
.738	Oneri Fleita, Sr.	1988
.735	Kevin Frederick, Sr.	1998
.730	Mike Stick, Sr.	1995
.720	Gary Potthoff, Sr.	1967
.718	Chad McConnell, Jr.	1992
.700	Mike Knauss, Sr.	1979

(Min. 75 at-bats)

## Doubles - Season

2B	Name, Class	Year
30	Oneri Fleita, So.	1988
26	Tyson Kimm, Jr.	1994
26	Scott Stahoviak, Jr.	1991
25	Scott Stahoviak, So.	1990
24	Ryan Gripp, Jr.	1999
24	Mike McCafferty, Jr.	1991
23	Alex Staehely, So.	2011
23	Bobby Langer, Jr.	1991
22	Dan Norquist, Sr.	2005
21	Gabe Lapito, Sr.	2005
21	Ryan Gripp, So.	1998
21	Ken Sarna, Fr.	1997
21	Dax Jones, Jr.	1991

## Triples - Season


3B	Name, Class	Year
11	Dax Jones, Jr.	1991
10	Steve Hinton, Jr.	1991
9	Rick Freehling, Jr.	1991
8	Ryan Fitzgerald, Sr.	2003
8	Bobby Langer, Jr.	1991
7	Dan Norquist, Sr.	2005
7	Chris Hinrichs, Sr.	2002
7	Scott Allen, So.	2000
7	Chad Huebner, Jr.	1993
7	Scott Stahoviak, Jr.	1991
7	Rick Freehling, So.	1990
7	Eric Boddie, Jr.	1988

## Home Runs - Season

HR	Name, Class	Year
24	Ryan Gripp, Jr.	1999
19	Peyton Lewis, Sr.	1999
19	Mike Finley, So.	1981
17	Kevin Frederick, Sr.	1998
16	Ryan Martindale, Sr.	1991
15	Adam Christensen, Jr.	1997
15	Mike Stick, Sr.	1995
15	Oneri Fleita, Sr.	1988
14	Trever Adams, Sr.	2011
14	Chad McConnell, Jr.	1992

## Total Bases - Season

TB	Name, Class	Year
199	Scott Stahoviak, Jr.	1991
188	Ryan Gripp, Jr.	1999
177	Oneri Fleita, Sr.	1988
168	Steve Hinton, Jr.	1991
167	Dax Jones, Jr.	1991
162	Peyton Lewis, Sr.	1999
159	Mike McCafferty, Jr.	1991
158	Chad McConnell, Jr.	1992
154	Mike Stick, Sr.	1995
153	Trever Adams, Sr.	2011
153	Rick Freehling, Jr.	1991
153	Ryan Martindale, Sr.	1991



Steve Hinton drove in 90 runs in 1991 to top the Creighton charts and lead the Valley that season.

## On-Base % - Season

OBP.	Name, Class	Year
.600	Scott Stahoviak, Jr.	1991
.561	Scott Stahoviak, So.	1990
.559	Chad McConnell, Jr.	1992
.532	Scott Stahoviak, Fr.	1989
.522	Steve Hinton, Fr.	1989
.517	Ryan Gripp, Jr.	1999
.504	Chad McConnell, So.	1991
.496	Zach Daeges, Sr.	2006
.495	Dax Jones, Jr.	1991
.494	Rick Freehling, Jr.	1991

Since 1989 (Min. 75 at-bats)

## Walks - Season

BB	Name, Class	Year
65	Bill Meier, Sr.	1988
55	Chris Gadsden, So.	1986
53	Chad Meyers, So.	1995
53	Elvis Dominguez, Fr.	1983
52	Bill Meier, So.	1986
51	Pat Mooney, Jr.	1989
51	Darin Ruf, Jr.	2008
50	Rick Freehling, Jr.	1991
50	Bill Meier, Fr.	1985

## Hit by Pitches - Season

HBP	Name, Class	Year
35	Robbie Knight, Fr.	2007
24	Robbie Knight, So.	2008
21	Chad McConnell, Jr.	1992
19	Vicente Cafaro, Jr.	2008
19	Steve Winkelmann, Sr.	2008
16	Colin Shockey, Sr.	2005
16	Tony Daniel, Jr.	2004
15	Matt Hammer, Sr.	2004
15	Tony Roth, Fr.	2002
15	Brett Mieras, Sr.	2008
15	Vicente Cafaro, Sr.	2009

## Sacrifice Bunts - Season

SH	Name, Class	Year
22	Nick Judkins, Jr.	2011
22	Vince Pietro, Jr.	1999
19	Federico Castagnini, Jr.	2013
18	Brad Dutton, Sr.	2005
18	Michael Lam, Sr.	2008
17	Joe Servais, Sr.	2008
17	Ross Sinclair, Sr.	2007
16	Ryan Fitzgerald, So.	2014
16	Vicente Cafaro, Jr.	2008
15	Vince Pietro, So.	1998
15	Brad Dutton, Jr.	2004
15	Chad Ogden, Sr.	2007
15	Steve Winkelmann, Jr.	2007

## Sacrifice Flies - Season

SF	Name, Class	Year
8	Dan Norquist, Sr.	2005
8	Steve Winkelmann, Jr.	2007
7	Chad Huebner, Sr.	1994
7	Mike Stick, Sr.	1995
7	Eric Brown, Jr.	2000
7	Darin Ruf, So.	2007
7	Daniel Woodrow, So.	2015
6	Eight players, last by Ryan Fitzgerald, Sr.	2016

## Stolen Bases - Season

SB	Name, Class	Year
52	Chad Meyers, So.	1995
35	Bill Meier, Sr.	1988
34	Doug Palmer, Jr.	1982
32	Daniel Woodrow, Jr.	2016
32	Chad Meyers, Fr.	1994
32	Dax Jones, Jr.	1991
31	Chad Meyers, Jr.	1996
31	Eric Boddie, Jr.	1988
29	Chad McConnell, Jr.	1992
27	Chris Hinrichs, Sr.	2002
27	Kimera Bartee, Jr.	1993


## Putouts - Season

PO	Name, Class	Year
615	Darin Ruf, Sr.	2009
602	Nick Judkins, Sr.	2012
598	Nick Judkins, Jr.	2011
587	Darin Ruf, So.	2007
575	Scott Stahoviak, So.	1990
557	Reagan Fowler, Sr.	2016
557	Reagan Fowler, So.	2014
554	Ian Dike, Sr.	2010
551	Darin Ruf, Jr.	2008
540	Dan Norquist, Sr.	2005


## Assists - Season

A	Name, Class	Year
234	Brad Dutton, Sr.	2005
201	Vicente Cafaro, Sr.	2009
196	Doug Palmer, So.	1982
195	Tony Roth, Sr.	2005
192	Bob Langer, Jr.	1991
190	Ken Sarna, Sr.	2000
188	Chad Ogden, Sr.	2007
183	Jimmy Swift, Sr.	2011
182	Jake Peter, Jr.	2014
182	Jon Dunlop, Sr.	1995
182	Jon Dunlop, Jr.	1994

- **Bold** = Played in 2018
- ***Bold Italics*** = Current player



Darin Ruf is fourth in NCAA history with 2,251 putouts.



Robbie Knight is first in career HBP with 81 and also holds the top two season marks (35-2007 & 24-2008).

# Pitching Records

## Wins - Career

W	Name	Years
33	Mike Heathcott	1988-91
30	Dan Smith	1988-90
29	Alan Benes	1991-93
24	Jonas Dufek	2008-11
24	Drue Councill	1995-98
22	Matt Warren	2013-16
21	Ernie Rongish	1972-75
21	Pat Venditte	2005-08
20	Rollie Lacy	2014-17
20	Steve Grasley	2001-04
20	Dan Gooris	1998-01
20	Brian Fassbender	1992-95
20	Brian O'Connor	1990-93

## Wins - Season

W	Name, Class	Year
15	Mike Heathcott, Sr.	1991
14	Dan Smith, Jr.	1990
12	Jonas Dufek, Sr.	2011
12	Scott Reese, So.	2005
12	Steve Grasley, Sr.	2004
11	Alan Benes, So.	1992
11	Alan Benes, Fr.	1991
<b>10</b>	<b>Ryan Tapani, Sr.</b>	<b>2018</b>
10	Matt Warren, So.	2014
10	Ty Blach, So.	2011
10	Drue Councill, Fr.	1995
10	Brian O'Brien, So.	1992
10	Dave Driggers, Sr.	1988
10	Dan Gooris, So.	1999
10	Peyton Lewis, Sr.	1999
10	Ben Mancuso, Jr.	2007

## E.R.A. - Career

ERA	Name	Years
1.95	David Gerber	2014-17
2.42	Ethan DeCaster	2015-17
2.68	Rick Heiserman	1992-94
2.69	Matt Warren	2013-16
2.78	Ty Blach	2010-12
2.80	Rollie Lacy	2015-17
2.84	Nick Highberger	2013-16
2.84	Tom Garvey	1968-71
2.85	Dan Smith	1988-90
2.86	Pat Venditte	2005-08

(Min. two years and 100 IP)

## E.R.A. - Season

ERA	Name, Class	Year
1.88	Pat Venditte, Jr.	2007
1.96	Dan Smith, Jr.	1990
2.01	Dave Hartnett, So.	1984
2.02	Andy Masten, Sr.	2007
2.03	Matt Warren, So.	2014
2.09	Bryan Sova, Sr.	2014
2.08	Jonas Dufek, Sr.	2011
2.10	Rick Berlin, Sr.	1970
2.13	Tom Garvey, Jr.	1970
2.30	Rick Dominik, So.	1973
2.30	Mike Nihsen, Jr.	2008

(Min. 50 innings or 1 IP per team game)

## Pitching App. - Career

App.	Name	Years
130	Mark Winkelman	2010-13
123	Scott Reese	2004-07
115	Jack VanLeur	2008-11
110	Pat Venditte	2005-08
108	Nick Highberger	2013-16
97	Steve Grasley	2001-04
95	Bobby Lackovic	2007-10
88	Brandon Bird	2001-05
86	David Gerber	2014-17
86	Kurt Spomer	2009-12

## Pitching App. - Season

App.	Name, Class	Year
38	Pat Venditte, Jr.	2007
37	Mark Winkelman, So.	2012
37	Pat Venditte, Sr.	2008
37	Scott Reese, So.	2005
36	Jack VanLeur, So.	2009
35	Reese McGraw, Jr.	2011
35	Kurt Spomer, Jr.	2011
35	Mark Winkelman, So.	2011
35	Bobby Lackovic, Sr.	2010
34	Jack VanLeur, Sr.	2011
34	Bobby Lackovic, Jr.	2009
34	Andy Masten, Sr.	2007
34	Kurt Spomer, Sr.	2012

## Winning % - Career

Pct.	Name	Years
<b>.867</b>	<b>Ryan Tapani (13-2)</b>	<b>2017-18</b>
.867	Steve Neneman (13-2)	2000-01
.800	Rollie Lacy (20-5)	2014-17
.800	Nick Highberger (12-3)	2013-16
.759	Matt Warren (22-7)	2013-16
.750	Mike Heathcott (33-11)	1988-91
.731	Marc Lewis (19-7)	2004-07
.725	Alan Benes (29-11)	1991-93
.724	Pat Venditte (21-8)	2005-08
.714	Dan Smith (30-12)	1988-90

(Min. two years and 15 decisions)

## Winning % - Season

Pct.	Name, Class	Year
1.000	Scott Reese, So. (12-0)	2005
.923	Jonas Dufek, Sr. (12-1)	2011
<b>.909</b>	<b>Ryan Tapani, Sr. (10-1)</b>	<b>2018</b>
.909	Matt Warren, So. (10-1)	2014
.909	Peyton Lewis, Sr. (10-1)	1999
.909	Brian O'Brien, So. (10-1)	1992
.833	Mike Heathcott, Sr. (15-3)	1991
.833	Dave Driggers, Sr. (10-2)	1988
.824	Dan Smith, Jr. (14-3)	1990
.818	Rollie Lacy, So. (9-2)	2016

(Min. 10 decisions)

## Innings Pitched - Career

IP	Name	Years
362.1	Drue Councill	1995-98
350.0	Mike Heathcott	1988-91
322.1	Alan Benes	1991-93
315.1	Dan Smith	1988-90
302.0	Dan Gooris	1998-01
297.2	Ty Blach	2010-12
295.0	Steve Grasley	2001-04
274.1	Jonas Dufek	2008-11
273.1	Christian Sterling	1996-98
273.1	Brian O'Connor	1990-93
254.1	Rollie Lacy	2014-2017

## Innings Pitched - Season

IP	Name, Class	Year
132.0	Mike Heathcott, Sr.	1991
120.1	Ty Blach, Jr.	2012
120.0	Alan Benes, So.	1992
119.2	Dan Smith, Jr.	1990
117.0	Steve Grasley, Sr.	2004
114.2	Dan Gooris, Jr.	2000
113.1	Dan Smith, So.	1989
112.2	Jonas Dufek, Sr.	2011
107.1	Drue Councill, Fr.	1995
106.1	Dan Johnston, Jr.	1988

## Strikeouts - Career

K	Name	Years
312	Dan Smith	1988-90
307	Alan Benes	1991-93
282	Drue Councill	1995-98
274	Steve Grasley	2001-04
258	Mike Heathcott	1988-91
255	Pat Venditte	2005-08
244	Jonas Dufek	2008-11
241	Ty Blach	2010-12
235	Christian Sterling	1996-98
225	Gary McCabe	1973-76

## Strikeouts - Season

K	Name, Class	Year
134	Dan Smith, Jr.	1990
128	Jonas Dufek, Sr.	2011
122	Alan Benes, Jr.	1993
114	Peyton Lewis, Sr.	1999
110	Alan Benes, So.	1992
108	Dan Smith, So.	1989
101	Steve Grasley, Sr.	2004
101	Pat Venditte, Sr.	2008
100	Ty Blach, So.	2011
99	Pat Venditte, Jr.	2007

## Saves - Career

SV	Name	Years
25	David Gerber	2014-17
24	Steve Grasley	2001-04
18	Steve Plummer	1987-89
18	Scott Reese	2004-07
16	Andy Masten	2007
16	Kurt Spomer	2009-12
15	Rick Heiserman	1992-94
15	Brandon Bird	2001-05
14	Bryan Gillis	1992-96
13	Bryan Sova	2013-14
13	Pat Venditte	2005-08
13	Chris Ringleb	1999-00

## Saves - Season

SV	Name, Class	Year
16	Andy Masten, Sr.	2007
13	Kurt Spomer, Jr.	2011
12	Chris Ringleb, Sr.	2000
12	Rick Heiserman, Fr.	1992
11	David Gerber, Jr.	2016
11	Brandon Bird, Sr.	2005
11	Steve Grasley, So.	2002
11	Scott Yahraus, Fr.	1999
9	David Gerber, So.	2015
9	Bryan Sova, Sr.	2014
9	Kevin Frederick, Jr.	1997
9	Aaron Puffer, Jr.	1993

## Complete Games - Career

CG	Name	Years
21	Dan Smith	1988-90
19	Alan Benes	1991-93
15	Mike Heathcott	1988-91
13	Brian Fassbender	1992-95
12	Tom Traen	1980-83
10	Christian Sterling	1996-98
10	Brian Collignon	1981-82
10	Lou Halamek	1978-81
9	Cory Slining	2000-01
9	Kevin Kristan	1980-83

## Complete Games - Season

CG	Name	Year
6	Cory Slining, Sr.	2001
4	Ty Blach, Jr.	2012
4	Jeff Daneff, Sr.	2003
4	Peyton Lewis, Sr.	1999
3	Steve Grasley, Sr.	2004
3	Tom Oldham, Jr.	2002
3	Cory Slining, Jr.	2000

(Since 1999)


- **Bold** = Played in 2018
- **Bold Italics** = Current player



David Gerber is Creighton's leader in saves (25).



Bryan Sova's 2014 season (2.09 ERA & 9 saves) pushed him into the record books.



Dan Smith sits atop the all-time charts for strikeouts in a season (134) and career (312).



Scott Reese remains the only Bluejay pitcher to have a flawless season, 12-0 in 2005.

# Single Game Records

Team Hitting		Individual Hitting		Individual Pitching	
<b>At Bats</b>		<b>At Bats</b>		<b>Strikeouts</b>	
58	at Air Force 2/14/99	7	<b>Isaac Collins at Xavier</b> 4/20/18	14	Peyton Lewis vs. Missouri St., 6.1 IP 4/17/99
<b>Hits</b>		7	<b>Jack Strunc at Xavier</b> 4/20/18	13	Steve Grasley vs. Bradley, 9 IP 5/17/03
30	vs. Grand View 2/28/91	7	Isaac Collins vs. #14 St. John's 4/7/17	13	Jonas Dufek vs. Valparaiso, 9 IP 3/19/11
<b>Runs</b>		7	Mike Gerber vs. Illinois State 4/28/12	<b>Combined Strikeouts</b>	
33	vs. Nebraska-Omaha 3/24/86	7	Nick Judkins vs. Illinois State 4/28/12	16	Otto Roberts (8), Jonas Dufek (1), Jack VanLeur (4), Kirk Clark (1) and Bobby Lackovic (2) vs. IPFW 3/8/09
<b>Runs In An Inning</b>		7	Anthony Bemboom vs. Illinois State 4/28/12	16	Marc Lewis (6) and Pat Venditte (10) at Arkansas-Little Rock 3/3/07
15	vs. Delaware State (1st) 3/9/98	7	Robbie Knight vs. So. Illinois 5/3/08	<b>Runs Allowed</b>	
14	vs. Dana (1st) 4/15/03	7	Ross Sinclair vs. Albany 6/2/07	14	Brian O'Connor vs. Oklahoma 3/22/91
<b>Doubles</b>		7	Zach Daeges vs. Illinois State 4/18/04	<b>Walks</b>	
12	vs. Dana 4/15/03	7	Pete Wiedewitsch vs. Illinois State 4/18/04	9	Mike Heathcott vs. Southern Illinois 4/13/91
<b>Triples</b>		7	Seth Brown vs. Dana 4/15/03	9	Drue Councill vs. Southern Illinois 4/27/97
4	vs. Villanova 5/14/15	7	Scott Allen vs. Michigan State 2/24/02	9	Peyton Lewis at Wichita State 5/14/99
4	vs. Chicago State 3/16/08	7	Dan Lawler at Evansville 2/23/01	<b>Hits Allowed</b>	
4	vs. Northern Illinois 3/20/99	7	Steve Ruh at Evansville 2/23/01	14	Tom Oldham at Wichita State 4/25/03
4	vs. Iowa State 5/22/95	7	Chris Steele at Evansville 2/23/01	13	Drue Councill vs. Ohio State 2/20/97
3	vs. Southern Illinois 4/21/13	7	Eric Brown at Kansas 2/25/00	13	Dan Gooris vs. Indiana State 4/8/00
3	vs. North Dakota State 3/19/04	7	Troy Carley at Kansas 2/25/00	13	Mike Perkins at Bradley 5/8/02
3	vs. Northern Iowa 4/20/03	7	Vince Pietro at Kansas 2/25/00	13	Steve Grasley vs. Northern Colorado 4/9/04
3	vs. Kansas State 3/25/03	7	Vince Pietro at Air Force 2/14/99	13	Ty Blach vs. Wichita State 5/6/11
<b>Home Runs</b>		7	Jon Dunlop vs. Missouri State 5/20/95	<b>Individual Fielding</b>	
8	at Xavier 4/20/18	7	Chad Meyers vs. Missouri State 5/20/95	<b>Putouts (Since 1999)</b>	
<b>Runs Batted In</b>		7	Bobby Langer vs. Grand View 2/28/91	21	<b>Jason Allbery vs. St. John's</b> 4/7/17
28	vs. Dana 4/15/03	7	John Pivovarov vs. Bradley 4/29/90	20	Reagan Fowler vs. Butler 4/17/16
<b>Stolen Bases</b>		<b>Runs</b>		<b>Miscellaneous Records</b>	
9	vs. Oral Roberts 2/26/95	6	Jon Dunlop vs. Northern Iowa 4/2/95	<b>Hits In Consecutive At Bats</b>	
<b>Walks</b>		<b>Hits</b>		10	Oneri Fleita vs. Navy, Purdue (DH) and Fairleigh Dickinson 3/9-10/88
16	vs. Doane 2/27/91	6	Chris Gadsden vs. Benedictine 3/21/88	<b>Hit For The Cycle</b>	
<b>Strikeouts</b>		6	Ryan Gripp at Air Force 2/14/99	Chris Hinrichs vs. Dana 3/5/02	
19	vs. Wichita State 4/26/91	<b>Doubles</b>		Ryan Fitzgerald vs. Nebraska-Omaha 4/1/03	
<b>Team Pitching</b>		4	Ken Sarna vs. Kansas 3/26/97	Ryan Fitzgerald vs. Villanova 5/14/15	
<b>Hits Allowed</b>		4	Oneri Fleita vs. Purdue 1988	<b>Individual No-Hitters</b>	
26	vs. Nebraska 5/18/10	<b>Triples</b>		Ray Blusiewicz (5 IP) vs. South Dakota 4/28/70	
25	vs. UC Santa Barbara 2/23/02	2	By numerous players, last by Jake Peter vs. Southern Illinois 4/21/13	Larry LeMaster (7 IP) vs. Doane 4/2/71	
24	vs. Northern Iowa 4/20/03	<b>Home Runs</b>		Brandon Koenigstein (7 IP) at Wichita State 5/21/09	
23	at Arizona State 2/16/01	3	Kevin Frederick at Minnesota 4/16/97	<b>Combined No-Hitters</b>	
23	vs. Northern Iowa 5/6/05	3	Mike Stick vs. Northern Iowa 4/2/95	Dennis Rasmussen (5.1 IP) & Joe Franco (3.2 IP) at Kansas State 4/18/80	
<b>Runs Allowed</b>		<b>Runs Batted In</b>		<b>Triple Plays</b>	
28	at Kansas 5/10/96	10	Ryan Martindale vs. Grand View 2/28/91	5-4-3 vs. Oregon State 3/13/96	
24	vs. Kansas State 4/24/02	<b>Walks</b>		4-6-3 vs. Evansville 4/5/03	
23	at Arizona State 2/16/01	5	Rick Freehling vs. Doane 2/27/91	<b>Consecutive Games Reaching Safely</b>	
<b>Strikeouts</b>		5	Ryan Gripp at Indiana State 3/27/99	Trever Adams, 45 games 3/16-6/6/11	
16	vs. IPFW 3/8/09	<b>Strikeouts</b>		<b>• Bold = Occurred in 2018</b>	
16	at Arkansas-Little Rock 3/3/07	5	Pat Mooney vs. Southern Illinois 4/22/89	<b>• Bold Italics = Current player</b>	
<b>Walks</b>		<b>Hit By Pitch</b>			
12	vs. Rutgers 4/27/13	4	Robbie Knight vs. Oklahoma 3/7/07		
12	vs. Southern Illinois 4/27/97	<b>Stolen Bases</b>			
12	vs. Nebraska 2/23/97	3	By numerous players, last by Daniel Woodrow vs. Nebraska-Omaha 4/21/15		
12	vs. Illinois State 4/16/94	<b>Team Fielding</b>			
<b>Hit Batters</b>		<b>Double Plays</b>			
5	vs. Southern Illinois 4/3/94	6	vs. Missouri State 5/14/94		

# NCAA Tournament Teams (1973 & 1990)

## 1973 District Five Playoffs

May 28, 1973  
May 29, 1973

**Final Record: 25-16**

**Postseason Results**

Oklahoma 8, Creighton 1  
Oral Roberts 11, Creighton 4

Tulsa, Okla.  
Tulsa, Okla.

**1973 Major League Baseball June Draft**

39th Rd. (715)

Jim Lemon, 2B

Kansas City Royals




The 1973 Bluejays became the first team in school history to qualify for postseason play, as they received an at-large bid to the District Five Playoffs held in Tulsa, Okla. With a total of eight four-team districts, the 1973 NCAA Tournament consisted of 32 teams. There were a total of 216 Division I teams at that time.

Led by coach Dave Baker, the Bluejays picked up regular-season wins over Kansas State, Nebraska, Arkansas and Iowa State. In the District Five Playoffs, Creighton lost its opening game to Oklahoma, who would advance to the College World Series and was eliminated by Oral Roberts.

Sophomore pitcher Ernie Rongish led Creighton with a 6-3 record as a starter, earning second-team Academic All-America honors. Freshman Gary McCabe led the team with a 1.38 ERA and 64 strikeouts. Junior left-hander Jim Roach appeared in a team-high 13 games.

Offensively, senior co-captain Jim Lemon was the team's most productive player, compiling 42 hits in 142 at-bats for a .296 batting average. The centerfielder also tied for the team-lead with nine stolen bases and would be drafted in the 39th round of the June 1973 MLB Draft by the Kansas City Royals. Senior shortstop Steve Naval, also a co-captain on the 1973 squad, led the team with five home runs and 10 doubles. Sophomore first baseman Ron Thornam paced Creighton with 23 RBI.

## 1990 NCAA Central Regional



After a 17-year absence from postseason play, the 1990 squad ended the drought and began a streak of three consecutive NCAA Regional appearances for the Bluejays. Creighton earned an at-large bid to the NCAA Tournament after finishing third in the MVC with a 13-7 league mark.

At the NCAA Central Regional in Austin, Texas, the Bluejays picked up their first-ever NCAA Tournament win over Clemson

in the opener. After a 6-3 loss to eventual CWS qualifier Cal State Fullerton, Creighton came back to defeat Clemson for the second time the next day. The dream of reaching the CWS ended, however, with an 11-9 loss to the host Texas Longhorns.

The team's 48 wins were a school-record at that time, as head coach Jim Hendry directed the squad to the NCAA Tournament in his sixth full season. Hendry would go on to coach only one more season, before making the jump to professional baseball where he currently serves as a special assistant scout for the New York Yankees.

Individual accolades went hand-in-hand with the team's success. Junior left-handed pitcher Dan Smith was named the MVC Pitcher of the Year after leading the league with a 14-3 record and a then-school-record 1.96 ERA. Smith recorded 12 complete games, five shutouts and 134 strikeouts as a junior before being selected in the first round (16th pick) of the 1990 MLB Draft by the Texas Rangers. He received first-team All-America honors from both *Baseball America* and the ABCA following the season, as well as First Team All-MVC laurels.

Joining Smith on the All-MVC First Team were junior outfielder John Pivovar and sophomore infielder Scott Stahoviak. Pivovar hit .339 in 61 starts, tallying 11 doubles, four triples, five home runs and 35 RBI, to go along with a .988 fielding percentage. Stahoviak led the team in nearly every offensive category, including MVC-best totals with a .417 batting average, 95 hits and 25 doubles. His .561 on-base percentage would be a school record until he bettered the mark the following season and his batting average and doubles total still rank among the top-five at Creighton.

Stahoviak was also voted onto the All-Regional Team at first base, after batting 9-for-16 in Creighton's four postseason games. Joining Stahoviak on the team was fellow sophomore Steve Hinton, who was selected for his play in left field. Hinton picked up six hits, scored five runs and drove in four during Regional play.

**Final Record: 48-22**

**Postseason Results**

May 25, 1990	Creighton 9, Clemson 6	Austin, Texas
May 26, 1990	Cal State Fullerton 6, Creighton 3	Austin, Texas
May 27, 1990	Creighton 4, Clemson 3	Austin, Texas
May 27, 1990	Texas 11, Creighton 9	Austin, Texas

**1990 Major League Baseball Draft**

1st Rd. (16)	Dan Smith, LHP	Texas Rangers
39th Rd. (1015)	Mike Heathcott, RHP	New York Yankees
46th Rd. (1172)	Ryan Martindale, OF	St. Louis Cardinals

# NCAA Tournament Teams (1991)

## 1991 College World Series

The shining moment for the Creighton baseball program came during a magical season in 1991, as the Bluejays advanced to the College World Series in its hometown for the first and only time in school history. Making only its third NCAA Tournament appearance, the Bluejays swept through the West I Regional in Los Angeles, Calif. Creighton defeated Pepperdine, Minnesota, top-seed and host USC and Hawai'i in the regional final to advance to the CWS.

With the support of its home fans at Rosenblatt Stadium, seventh-seeded Creighton fed off their energy in upsetting second-seeded Clemson in the first round, 8-4. Then in an epic battle against MVC rival Wichita State, the Bluejays suffered a heartbreaking 3-2, 12-inning loss. In an elimination game, Creighton responded to rock Long Beach State, 13-4, to earn one more shot at the Shockers. However, Creighton's dream season ended shy of the national championship game, as Wichita State defeated the Bluejays, 11-3, for the Shockers' eighth win in eight games against Creighton during the season.

The 1991 squad rewrote the record books, with many marks still standing today, including the 51-win total reached during the season. Creighton finished as the nation's top offense, hitting a school-record .355 during the year. The Bluejays also broke and still hold school records in runs (667), hits (904), RBI (611), doubles (184), triples (60), home runs (107), total bases (1,529) and slugging percentage (.601). Every Creighton regular hit above the .330 mark during the team's remarkable offensive season.

Individually, junior Scott Stahoviak became the program's first National Player of the Year, earning the award from the American Baseball Coaches Association. Also named the MVC Player of the Year and a first-team All-American, Stahoviak led the Bluejays with an incredible .449 batting average. He also set school records with 120 hits, 87 runs, 199 total bases and a .600 on-base percentage.

On the mound, senior Mike Heathcott turned in a season for the ages, winning a school-record 15 games and logging a Creighton-best 132 innings of work to earn second-team All-America accolades from *Collegiate Baseball*. Joining Stahoviak and Heathcott on the All-MVC First Team were junior centerfielder Dax Jones and designated hitter Steve Hinton. Jones still holds the Creighton single-season record with 11 triples, while Hinton is the record-holder with 278 at-bats and 90 RBI.

Six other Bluejays were named to the second-team all-Valley squad and a total of six players from the 1991 team went on to play in the major leagues: Stahoviak, Jones, Heathcott, sophomore Chad McConnell and freshmen Alan Benes and Kimera Bartee. Head coach Jim Hendry left the program following the season to take a position with the expansion Florida Marlins.

### Final Record: 51-22

#### West I Regional Results

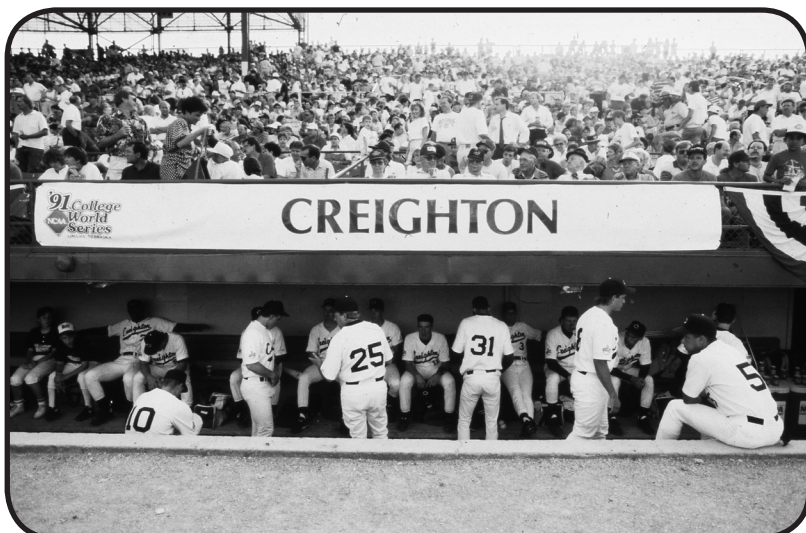
May 24, 1991	Creighton 5, Pepperdine 3	Los Angeles, Calif.
May 25, 1991	Creighton 8, Minnesota 3	Los Angeles, Calif.
May 26, 1991	Creighton 8, USC 7 (10 inn.)	Los Angeles, Calif.
May 27, 1991	Creighton 15, Hawaii 8	Los Angeles, Calif.

#### College World Series Results

June 1, 1991	Creighton 8, Clemson 4	Omaha, Neb.
June 3, 1991	Wichita State 3, Creighton 2 (12 inn.)	Omaha, Neb.
June 4, 1991	Creighton 13, Long Beach State 4	Omaha, Neb.
June 6, 1991	Wichita State 11, Creighton 3	Omaha, Neb.


#### 1991 Major League Baseball Draft

1st Rd. (27)	Scott Stahoviak, 1B-3B	Minnesota Twins
8th Rd. (220)	Dax Jones, OF	San Francisco Giants
9th Rd. (237)	Steve Hinton, OF-1B	Kansas City Royals
13th Rd. (347)	Ryan Martindale, C	Cleveland Indians
13th Rd. (359)	Mike Heathcott, RHP	Chicago White Sox
50th Rd. (1300)	Bobby Langer, SS	Chicago White Sox




# NCAA Tournament Teams (1992 & 1999)

## 1992 NCAA Central Regional



MVC Pitcher of the Year  
Alan Benes



MVC Player of the Year  
Chad McConnell

The 1992 team capped the best three-year run in program history, winning 41 games and qualifying for its third consecutive NCAA Tournament. Despite losing eight regulars from the 1991 College World Series team and under new leadership with first-year head coach Todd Wenberg, the Bluejays exceeded the expectations of many.

Creighton finished second behind nemesis Wichita State in the MVC standings and received an at-large bid to the NCAA Central Regional in Austin, Texas. After defeating Texas-Arlington in their regional opener, the Bluejays lost two close games to Long Beach State and Virginia Commonwealth to end hopes of a second straight trip to Rosenblatt Stadium and the CWS.


### Final Record: 41-19-1

#### Postseason Results


May 22, 1992	Creighton 11, UT-Arlington 6	Austin, Texas
May 23, 1992	Long Beach St. 5, Creighton 2	Austin, Texas
May 24, 1992	VCU 5, Creighton 4 (11 inn.)	Austin, Texas

#### 1992 Major League Baseball Draft

1st Rd. (13)	Chad McConnell, OF	Philadelphia Phillies
35th Rd. (992)	Rick Freehling, OF	Florida Marlins



Kimera Bartee




Rick Freehling

The Bluejays swept the player of the year awards in the conference, as junior rightfielder Chad McConnell was named the MVC Player of the Year and sophomore right-hander Alan Benes was tabbed the MVC Pitcher of the Year. McConnell also captured first-team All-America honors as he batted .400 with 14 home runs and an MVC-best 73 RBI. He went on to play on the 1992 U.S. Olympic team and was drafted in the first round of the 1992 MLB Draft by the Philadelphia Phillies. Benes finished the season 11-3 with nine complete games, 110 strikeouts and a 3.14 ERA. He would go on to play eight major league seasons, six for the St. Louis Cardinals, and now works in the team's front office.

Joining McConnell and Benes on the All-MVC First Team was senior designated hitter Bob Langer. Langer remains third on Creighton's career doubles list, with 61. Catcher Brian Davidson, utility man Kimera Bartee and outfielder Rick Freehling earned Second Team All-MVC honors. Curiously missing from MVC postseason recognition were pitchers Brian O'Brien and Rick Heiserman. O'Brien, a sophomore left-handed middle reliever, finished 10-1 to lead the MVC in winning percentage at .909. Heiserman, a freshman right-handed reliever, tied for the MVC lead with future Major Leaguer Darren Dreifort of Wichita State with 12 saves. Heiserman did land on *Collegiate Baseball's* Freshman All-American team. A total of 14 players from the 1992 team went on to play professionally, including Bartee, Benes, McConnell and Heiserman, who went on to play in the Major Leagues.

## 1999 South Bend (Ind.) Regional



MVC Pitcher of the Year and All-American  
Peyton Lewis

The Bluejays returned to the NCAA Tournament for the fourth time in the decade in 1999 under the direction of MVC Coach of the Year Jack Dahm. Creighton finished third in the MVC regular season standings behind Wichita State and Missouri State with an 18-13 record, but earned an at-large bid. Losses to host Notre Dame and Michigan at the South Bend Regional ended the Bluejays' season at 38-25.

### Final Record: 38-25

#### Postseason Results

May 28, 1999	Notre Dame 8, Creighton 1	South Bend, Ind.
May 29, 1999	Michigan 13, Creighton 5	South Bend, Ind.


#### 1999 Major League Baseball Draft

3rd Rd. (110)	Ryan Gripp, 3B	Chicago Cubs
18th Rd. (553)	Peyton Lewis, RHP	Toronto Blue Jays

Creighton was led by do-it-all senior transfer Peyton Lewis, who transferred from NAIA Midland University. He was named the MVC Pitcher and Newcomer of the Year after posting a 10-1 record on the mound with a 3.30 ERA in 17 appearances, striking out 114 batters in 103.2 innings of work. Lewis was also very formidable with the bat, hitting .339 with an eye-popping 41 extra base hits on 18 doubles, four triples and 19 home runs. He earned First Team All-MVC laurels as a pitcher and second-team honors as a utility player. He was also voted an NCBWA Second-Team All-American.



Vince Pietro



All-American  
Ryan Gripp

Leading the way offensively was senior third baseman Ryan Gripp, who led the team with a .395 batting average and 78 hits, 92 runs, 84 RBI, 24 doubles and 24 home runs to earn first-team All-America honors from the ABCA. Gripp and Lewis combined for 89 extra base hits, 42 doubles and 43 homers, the top two single-season home run totals in school history. The team had six starters hit above the .330 mark and outscored its opponents 503-376.

Gripp and Lewis were named first-team all-region and All-MVC performers, with Second Team All-MVC honors going to junior second baseman Vince Pietro and freshman relief pitcher Scott Yahraus. Pietro set a MVC and school record with 22 sacrifice bunts.

Yahraus made 11 saves in a then-school-record 32 appearances to earn Freshman All-America status.

Sophomore first baseman Dan Lawler was named a Third-Team Academic All-American, freshman Scott Allen was named to the South Bend All-Regional team and Gripp, Lewis and junior Troy Carley were MVC All-Tournament team members.

# NCAA Tournament Teams (2000 & 2005)

## 2000 Tempe (Ariz.) Regional

**Final Record: 38-23**

**Postseason Results**

May 26, 2000	Texas 5, Creighton 4	Tempe, Ariz.
May 27, 2000	Miami (Ohio) 6, Creighton 3	Tempe, Ariz.

**2000 Major League Baseball Draft**

8th Rd. (243)	Dan Gooris, LHP	Cincinnati Reds
22nd Rd. (666)	Vince Pietro, 3B	Cleveland Indians

The 2000 Bluejays came out of the gate as one of the hottest teams in college baseball, winning 15 of their first 16 and were a Creighton-best 21-3 after 24 contests. The team spent several weeks ranked in the top-25, peaking at No. 15. Creighton went on to earn an at-large bid to its second consecutive NCAA Tournament. The season ended with two close losses to Miami (Ohio)

and eventual College World Series qualifier Texas at the Tempe Regional, concluding with a 38-23 record.

Among the bright spots of the season were 15 wins against NCAA Tournament teams in the first 25 games, a 4-1 record against MVC champ Wichita State and a crowd of 15,436 fans for the Nebraska game at Rosenblatt Stadium, the fourth-largest in NCAA history at the time.


Creighton was led by senior utility man Vince Pietro and sophomore leadoff hitter Chris Hinrichs, the team's two First Team All-MVC picks. Both starters in all 61 games, Pietro hit .333 with a team-best 80 hits while Hinrichs posted team-best totals with 20 doubles, 55 runs and 20 stolen bases. Junior outfielder Eric Brown led the squad with 12 home runs, while senior infielder Ken Sarna compiled 19 doubles and 11 home runs. Sophomore third baseman Scott Allen had a team-leading seven triples to highlight a very balanced offense.

On the mound, the Bluejays were led by junior ace Dan Gooris, who finished 7-3 with 93 strikeouts in 17 starts, logging a team-high 114.2 innings. The left-hander was an eighth-round choice of the Cincinnati Reds following the season in the 2000 MLB Draft. In the bullpen, Steve Neneman accumulated a 7-1 record to earn Second Team All-MVC laurels. Senior reliever Chris Ringleb matched the school record with 12 saves in a team-high 33 appearances.


For the second straight season, junior first baseman Dan Lawler earned Third Team Academic All-America accolades. He also was voted to the Tempe All-Regional Team, while Gooris was selected to the MVC All-Tournament team. Lawler, Pietro and senior outfielder Troy Carley were named to the MVC Scholar-Athlete First Team.



Scott Allen



Chris Hinrichs



Dan Gooris

## 2005 Lincoln (Neb.) Regional

**Final Record: 48-17**

**Postseason Results**

June 3, 2005	Creighton 8, #17 North Carolina St. 3	Lincoln, Neb.
June 4, 2005	#3 Nebraska 10, Creighton 8	Lincoln, Neb.
June 5, 2005	Creighton 11, #17 North Carolina St. 9	Lincoln, Neb.
June 5, 2005	#3 Nebraska 10, Creighton 2	Lincoln, Neb.

**2005 Major League Baseball Draft**

46th Rd. (1391)	Eric Wordekemper, RHP	New York Yankees
-----------------	-----------------------	------------------

After a 2004 season that saw Creighton improve by 15 games under first-year head coach Ed Servais, the 2005 team won 13 more games to establish itself as a rising power in college baseball.

The 2005 Bluejays won the first MVC regular season championship and its 48 victories were second all-time



Academic All-American Zach Daeges



Jeff Daneff



All-American Tony Roth

at Creighton. After losing in the MVC Tournament title game, Creighton received an at-large bid into the NCAA Tournament and defeated 17th-ranked North Carolina State, 8-3, in the Lincoln Regional opener. After a loss to No. 3 Nebraska, Creighton defeated the Wolfpack again in an elimination game, 11-9. Despite winning 2-of-3 during the regular season, the Bluejays could not overcome the Huskers, falling to the eventual CWS participant, 10-2 in the regional championship.

The remarkable turnaround executed by Servais earned Creighton's head man MVC Coach of the Year honors for the second straight season. The team's 48-17 finish was largely due to the team's fundamentally sound approach, as Creighton led the country in double plays (85), and were in the top-20 nationally in fielding percentage. The bullpen was masterful, posting a 27-3 record and a 3.72 ERA. When holding a lead after seven innings, Creighton was 33-0. Sophomore left-hander Scott Reese finished 12-0 in a then-school-record 37 appearances to earn Third Team All-America honors from the NCBWA. Senior closer Brandon Bird was nearly automatic, converting on 11 save opportunities to join Reese on the All-MVC First Team.

Senior second baseman Tony Roth and DH Zach Daeges gave Creighton four members on the All-MVC First Team. Roth set a school record with a 28-game hitting streak during the season and finished with 20 doubles and team-best 12 stolen bases. Daeges led the team with a .350 batting average and 61 RBI, also earning third team Academic All-America honors. Seniors Dan Norquist (first base) and Brad Dutton (shortstop) brought home Second Team All-MVC plaudits. Creighton finished the season ranked 28th by *Collegiate Baseball*.

# NCAA Tournament Teams (2007 & 2011)

## 2007 Fayetteville (Ark.) Regional

**Final Record: 45-16**

### Postseason Results

June 1, 2007 #22 Oklahoma State 6, Creighton 4 Fayetteville, Ark.  
 June 2, 2007 Creighton 21, Albany 11 Fayetteville, Ark.  
 June 3, 2007 #11 Arkansas 6, Creighton 0 Fayetteville, Ark.

### 2007 Major League Baseball Draft


20th Rd. (616) Marc Lewis, LHP Florida Marlins  
 24th Rd. (740) Chris Gradoville, C Texas Rangers  
 45th Rd. (1345) Pat Venditte, RHP/LHP New York Yankees

After posting a 19-5 MVC record for its best-ever conference winning percentage, Creighton captured its first MVC Tournament championship in Springfield, Mo., to earn an automatic berth to the NCAA Tournament. In its eighth NCAA appearance in school history, the Bluejays fell in the opener to Oklahoma State, but rebounded to score a tournament-high 21 runs in a win over Albany. However, the Bluejays ran into future first-round MLB draft pick Nick Schmidt


of Arkansas and the Razorbacks ended Creighton's season at 45-16 overall.

Built around sound fundamentals and unselfishness, the 2007 squad set school records for sacrifice bunts (93) and times hit by pitch (116). Creighton's pitching staff was remarkable, as three hurlers finished with sub-3.00 ERAs and four earned All-America recognition. Starting pitcher Ben Mancuso was named the MVC Pitcher of the Year and a third-team All-American by *Collegiate Baseball* after going 10-3 with a 2.34 ERA. Ambidextrous pitcher Pat Venditte set school records with his 1.88 ERA and 38 appearances, earning All-America status from four national publications. He was also named the MVC Tournament MVP after allowing only one run in 12 innings. Senior closer Andy Masten was named the MVC Newcomer of the Year and a second-team All-American by the NCBWA after recording a school-record 16 saves. Midweek starter Casey Schmidt was named a Freshman All-American by *Collegiate Baseball* after finishing 6-1 with a 3.12 ERA.

Sophomore first baseman Darin Ruf was named the Joe Carter MVC Player of the Year as he led the Bluejays in 10 different offensive categories. He was also rewarded for his great defensive play, earning a Rawlings Gold Glove as the nation's best-fielding first baseman. Head coach Ed Servais was again named the MVC Coach of the Year, the third time in his first four seasons as head man. Redshirt freshman Robbie Knight set an NCAA record after being hit by 35 pitches.



Ben Mancuso (L) and Pat Venditte (R)



Chris Gradoville



All-American Pat Venditte

## 2011 Corvallis (Ore.) Regional

**Final Record: 45-16**

### Postseason Results

June 3, 2011 #25 Creighton 2, Georgia 1 Corvallis, Ore.  
 June 4, 2011 #13 Oregon State 5, #25 Creighton 1 Corvallis, Ore.  
 June 5, 2011 Georgia 5, #25 Creighton 4 (11 inn.) Corvallis, Ore.

### 2011 Major League Baseball Draft

9th Rd. (280) Jonas Dufek, RHP Houston Astros  
 16th Rd. (504) Trever Adams, OF Texas Rangers

Using a 15-6 Missouri Valley Conference record to claim the regular season crown, Creighton rolled through the MVC Tournament to earn the regular season and tournament title in the same season for the first time. It also gave Creighton the conference's automatic berth into the NCAA Tournament, the third appearance in head coach Ed Servais' tenure.

Creighton entered the tournament as the 25th ranked team in the nation, and showed what it could do in the regional opener, defeating Georgia 2-1 behind a stellar pitching performance from Jonas Dufek. The senior, who earned All-MVC First Team honors as well as All-America honors from *Collegiate Baseball*, struck out 10 batters and scattered five hits in the opener. The Bluejays hit a roadblock, falling to No. 13 Oregon State 5-1 before being eliminated from the tournament by Georgia, 5-4, in 11 innings.

As is true to any Servais coached team, the 2011 Bluejays thrived on the team-game concept, highlighted by solid defense and offensive execution. The Bluejays led the MVC and finished fourth in the nation in fielding percentage (.980), led by first baseman Nick Judkins, who finished with just two errors in 596 chances. Trever Adams provided the power for the Bluejays, earning All-America nods from *Baseball America*, NCBWA and *Collegiate Baseball* after finishing the season with a .387 batting average, 14 homers and 57 runs driven in. Mike Gerber earned Freshman All-American honors from *Collegiate Baseball* after stepping in as the everyday starting center fielder, playing flawless defense and blasting a .488 slugging percentage. On the mound, Creighton finished the season as one of three teams (Creighton, Georgia Tech and Virginia Tech) with two pitchers with 10 wins and 100 strikeouts. Dufek finished with a 12-1 record (128 strikeouts) while southpaw standout Ty Blach held a 10-3 record (100 strikeouts). Junior Kurt Spomer finished in second place on the single-season charts with 13 saves on the year.

Servais was named the MVC Coach of the Year for the fourth time in his career, highlighting the MVC awards handed out to the Bluejays following the season. Dufek, Adams and Jimmy Swift were named first teamers, while Blach, Gerber and Spomer were named to the second team. Blach also became just the seventh Creighton baseball player to garner CoSIDA Academic All-American honors.

The 2011 season marked the opening of Creighton's current home field, as well as the home of the Men's College World Series, TD Ameritrade Park Omaha.



Ed Servais (9) and the 2011 Seniors



All-American Jonas Dufek



All-American Trever Adams

# NCAA Tournament Teams (2012)

## 2012 Los Angeles (Calif.) Regional

**Final Record: 28-30**

**Postseason Results**

June 1, 2012	#2 UCLA 3, Creighton 0	Los Angeles, Calif.
June 2, 2012	Creighton 8, San Diego 2	Los Angeles, Calif.
June 3, 2012	Creighton 7, New Mexico 2	Los Angeles, Calif.
June 3, 2012	#2 UCLA 13, Creighton 5	Los Angeles, Calif.

**2012 Major League Baseball Draft**

5th Rd. (178)	Ty Blach, LHP	San Francisco Giants
22nd Rd. (611)	Anthony Bemboom, C	Los Angeles Angels

Entering the MVC Tournament with a disappointing 22-28 record, few outside of Omaha gave the Bluejays a chance to defend their 2011 MVC title. Not only did the Bluejays prove their doubters wrong, they did it in dominant fashion with a win over the No. 1 seed, Indiana State (5-0) on May 22.

The Bluejays followed with 11-5 and 10-3 wins over Illinois State, advancing to a

championship matchup with Southern Illinois on May 26. Creighton took the matchup with the Salukis by a 8-6 score, plating four runs in the bottom of the seventh to capture the MVC's automatic berth into the NCAA Tournament.

Creighton drew the second-ranked UCLA Bruins in the opening game, falling to Bruins' ace Adam Plutko in a two-hit shutout, 3-0. Facing elimination, the Bluejays responded with six runs in the first four innings to seize control against San Diego. Senior Shane Liska held the Toreros to one run on three hits over five innings, while his senior Anthony Bemboom delivered a 2-for-5, three RBI day at the plate. The ensuing day brought another elimination game, this one against New Mexico on June 3. Bemboom stepped to the forefront once more in the first inning, smacking a three-run home run to put the Bluejays out in front. Staked to a 3-0 lead, senior Erik Mattingly held the Lobos to two runs on three hits in six innings. The Bluejay offense tacked on two more runs in the fourth and the fifth innings to claim the 7-2 victory, setting up a rematch with the Bruins.

Creighton continued its early offense with two runs in the first against UCLA, but the Bruins matched it with two in the bottom half, then plated five in the third as the Bruins eliminated Creighton, 13-5. Junior Ty Blach, who tossed the shutout of Indiana State to start the Bluejays postseason run, was selected in the fifth round of the MLB draft, while Bemboom went in the 22nd round to the Los Angeles Angels of Anaheim. Bemboom was the lone Bluejay to claim postseason accolades, taking home All-MVC Second Team honors.




Ty Blach



Anthony Bemboom



Shane Liska



Erik Mattingly



# Bluejays in the Pros

## Creighton's Major League Connections


Player	Year	Organization
Gerald J. Shea	1905	St. Louis Cardinals
Joseph Lotz	1916	St. Louis Cardinals
Hugh (Hal) Luby	1931	Philadelphia Athletics
Gene Sullivan	1955	St. Louis Cardinals
Frank Slezak	1955	St. Louis Cardinals
Fritz Stanek	1955	Brooklyn Dodgers
Bob Gibson	1957	St. Louis Cardinals
Don Brummer	1957	New York Yankees
Gil Passarella	1970	New York Yankees
Dave McKay	1971	Minnesota Twins
John Sturgeon	1972	San Diego Padres
Cliff Caudreuil	1972	Baltimore Orioles
Jim Otto	1972	New York Yankees
Jim Lemon	1973	Kansas City Royals
Dennis Froehlich	1974	San Francisco Giants
Abner Johnson	1977	Minnesota Twins
Dennis Rasmussen	1980	California Angels
Daryl Stoval	1982	Chicago White Sox
Donald Montgomery	1983	Montreal Expos
Doug Palmer	1983	Minnesota Twins
Kevin Kristan	1983	Chicago White Sox
Tom Traen	1983	Montreal Expos
Eric Campbell	1984	Chicago White Sox
Tom Drees	1985	Chicago White Sox
Jeff Kopyta	1986	Oakland Athletics
Dave Hartnett	1986	Seattle Mariners
Shaun Daly	1987	Kansas City Royals
Brad Kucera	1987	Milwaukee Brewers
Scott Servais	1988	Houston Astros
Oneri Fleita	1988	Baltimore Orioles
Dan Johnson	1988	Chicago Cubs
Eric Boddie	1988	Los Angeles Dodgers
Dan Smith	1990	Texas Rangers
Scott Stahoviak	1991	Minnesota Twins
Dax Jones	1991	San Francisco Giants
Steve Hinton	1991	Kansas City Royals
Mike Heathcott	1991	Chicago White Sox
Ryan Martindale	1991	Cleveland Indians
Bobby Langer	1991	Chicago White Sox
Chad McConnell	1992	Philadelphia Phillies
Rick Freehling	1992	Florida Marlins
Alan Benes	1993	St. Louis Cardinals
Brian O'Brien	1993	Minnesota Twins
Brian O'Connor	1993	Philadelphia Phillies
Troy Schulte	1993	Houston Astros
Kimera Bartee	1993	Baltimore Orioles
Aaron Puffer	1993	California Angels
Eric Maloney	1993	Los Angeles Dodgers
Rick Heiserman	1994	Cleveland Indians
Dan Hower	1994	Texas Rangers
Eric Dantzer	1994	San Francisco Giants
Gary Dose	1995	Minnesota Twins
Tyson Kimm	1995	Philadelphia Phillies
Mike Mahoney	1995	Atlanta Braves
Mike Stick	1995	Chicago Cubs
A.J. Walkanoff	1995	Los Angeles Dodgers
Chad Meyers	1996	Chicago Cubs
Kevin Frederick	1998	Toronto Blue Jays
Ryan Gripp	1999	Milwaukee Brewers
Peyton Lewis	1999	Toronto Blue Jays
Vince Pietro	2000	Cleveland Indians
Ken Sarna	2000	Kansas City Royals
Dan Lawler	2001	Chicago Cubs
Dan Gooris	2001	San Diego Padres
Tim Gradoville	2002	Philadelphia Phillies
Tom Oldham	2003	Seattle Mariners
Ryan Fitzgerald	2003	Chicago Cubs
Steve Grasley	2004	Seattle Mariners
Eric Wordekemper	2005	New York Yankees
Tony Roth	2005	Texas Rangers
Zach Daeges	2006	Boston Red Sox
Adam Schaecher	2006	Texas Rangers
Chase Odenreider	2006	New York Yankees
Marc Lewis	2007	Florida Marlins
Chris Gradoville	2007	Texas Rangers
Chad Ogden	2007	Texas Rangers
Pat Venditte	2008	New York Yankees
Vicente Cafaro	2009	Texas Rangers
Kirk Clark	2009	Houston Astros
Darin Ruf	2009	Philadelphia Phillies
Elliot Soto	2010	Chicago Cubs
Carson Vitale	2010	Texas Rangers
Jimmy Swift	2011	Texas Rangers
Jonas Dufek	2011	Houston Astros
Trevor Adams	2011	Texas Rangers
Jack VanLeur	2011	Philadelphia Phillies
Anthony Bemboom	2012	Los Angeles Angels
Ty Blach	2012	San Francisco Giants
Chance Ross	2012	Los Angeles Angels
Kurt Spomer	2012	Los Angeles Angels
Federico Castagnini	2013	Baltimore Orioles
Jake Peter	2014	Chicago White Sox
Mike Gerber	2014	Detroit Tigers
Bryan Sova	2014	Philadelphia Phillies
Nick Highberger	2016	Oakland Athletics
Nicky Lopez	2016	Kansas City Royals
Daniel Woodrow	2016	Detroit Tigers
Rollie Lacy	2017	Chicago Cubs
Keith Rogalla	2017	Los Angeles Angels
David Gerber	2017	Seattle Mariners
Mike Emodi	2018	Kansas City Royals
Ethan DeCaster	2018	Detroit Tigers
Ryan Tapani	2018	Washington Nationals
Jacob Voss	2018	Los Angeles Angels
Clark Brinkman	2018	Detroit Tigers

**Bold** - Reached the Major Leagues.

\*All teams listed are the team the player signed with

Throughout the years, Creighton has sent numerous players into the professional ranks, including 23 that have reached baseball's ultimate stage (MLB).

This group is highlighted by one of baseball's greatest pitchers of all time, Bob Gibson (right). Inducted into the Baseball Hall of Fame in 1981, Gibson, delivered a stellar 17-year career with the St. Louis Cardinals. After concluding his collegiate career at Creighton in 1957, Gibson went on to win 251 games, record 3,117 strikeouts and win two world championships with the St. Louis Cardinals.



The most recent additions to this illustrious group are Mike Gerber (2018), Ty Blach (2016), Pat Venditte (2015) and Darin Ruf (2012). Gerber appeared in 18 games for the Detroit Tigers in 2018. Blach not only debuted in 2016, he was added to the San Francisco Giants playoff roster and was San Francisco's opening day starter in 2018.

Venditte appeared in his first contest at Fenway Park with the Oakland Athletics during the summer of 2015, while Ruf made his debut in the fall of 2012 with the Philadelphia Phillies.

The Bluejays had several other players enjoy long careers, as Dennis Rasmussen played 13 seasons for five different teams, putting up a career 4.15 ERA with 91 wins.

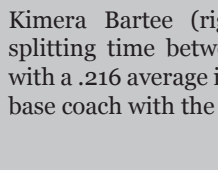


Scott Servais (right) played 11 seasons with four teams, hitting .245 with 63 home runs and 319 RBI. He began his managerial career with the Seattle Mariners in 2016.



Alan Benes (left) pitched eight seasons, posting an 13 wins in his rookie season with the St. Louis Cardinals. Benes, who serves as a scout with the Cardinals, was inducted into the Creighton Hall of Fame in 2011.

Dave McKay played eight seasons with three teams, holding a career .229 batting average and driving in 170 runs. McKay later enjoyed a long coaching career with the Oakland Athletics, St. Louis Cardinals, Chicago Cubs and presently with the Arizona Diamondbacks.



Kimera Bartee (right) spent six seasons in the majors, splitting time between Detroit and Cincinnati. He finished with a .216 average in 243 games played. Bartee is now the first base coach with the Pittsburgh Pirates.



Scott Stahoviak (left), one of four first round picks in Creighton history, played five seasons for the Minnesota Twins, belting 27 home runs and driving in 119 runs. Stahoviak may be best remembered by Creighton fans for his play during the 1991 season as he led the Bluejays to the College World Series.



Mike Mahoney (right) spent time both in the majors and the minors, finishing his major league career with 18 hits and 10 RBI in 46 games played.



# Bluejays in the Majors

KIMERA BARTEE										
Year	Team	AVG.	G	AB	R	H	2B	3B	HR	RBI
1996	DET	.253	110	217	32	55	6	1	1	14
1997	DET	.200	12	5	4	1	0	0	0	0
1998	DET	.194	57	98	20	19	5	1	3	15
1999	DET	.195	41	77	11	15	1	3	0	3
2000	CIN	.000	11	4	2	0	0	0	0	0
2001	CIN	.000	12	15	0	0	0	0	0	1
<b>Totals</b>		<b>.216</b>	<b>243</b>	<b>416</b>	<b>69</b>	<b>90</b>	<b>12</b>	<b>5</b>	<b>4</b>	<b>33</b>

ALAN BENES										
Year	Team	ERA	W-L	Sv	G/GS	IP	H	BB	K	
1995	STL	8.44	1-2	0	3/3	16.0	24	4	20	
1996	STL	4.90	13-10	0	34/32	191.0	192	87	131	
1997	STL	2.89	9-9	0	23/23	161.2	128	68	160	
1999	STL	0.00	0-0	0	2/0	2.0	2	0	2	
2000	STL	5.67	2-2	0	30/0	46.0	54	23	26	
2001	STL	7.36	2-0	0	9/1	14.2	14	12	10	
2002	CHC	4.35	2-2	0	7/7	39.1	42	12	32	
2003	CHC	2.16	0-0	1	3/0	8.1	8	6	9	
2003	TEX	11.40	0-3	0	4/4	15.0	29	8	11	
<b>Totals</b>		<b>4.59</b>	<b>29-28</b>	<b>1</b>	<b>115/70</b>	<b>494.0</b>	<b>493</b>	<b>220</b>	<b>401</b>	

TY BLACH										
Year	Team	ERA	W-L	Sv	G/GS	IP	H	BB	K	
2016	SFG	1.06	1-0	0	4/2	17.0	8	5	10	
2017	SFG	4.78	8-12	0	34/24	163.2	179	43	73	
2018	SFG	4.25	6-7	0	47/13	118.2	133	41	75	
<b>Totals</b>		<b>4.36</b>	<b>15-19</b>	<b>0</b>	<b>85/39</b>	<b>299.1</b>	<b>320</b>	<b>89</b>	<b>158</b>	

TOM DREES										
Year	Team	ERA	W-L	Sv	G/GS	IP	H	BB	K	
1991	CWS	12.27	0-0	0	4/0	7.1	10	6	2	
<b>Totals</b>		<b>12.27</b>	<b>0-0</b>	<b>0</b>	<b>4/0</b>	<b>7.1</b>	<b>10</b>	<b>6</b>	<b>2</b>	

KEVIN FREDERICK										
Year	Team	ERA	W-L	Sv	G/GS	IP	H	BB	K	
2002	MIN	10.03	0-0	0	8/0	11.2	13	10	5	
2004	TOR	6.59	0-2	0	22/0	28.2	32	16	22	
<b>Totals</b>		<b>7.59</b>	<b>0-2</b>	<b>0</b>	<b>30/0</b>	<b>40.1</b>	<b>45</b>	<b>26</b>	<b>27</b>	

MIKE GERBER										
Year	Team	AVG.	G	AB	R	H	2B	3B	HR	RBI
2018	DET	.095	18	42	2	4	1	0	0	2
<b>Totals</b>		<b>.095</b>	<b>18</b>	<b>42</b>	<b>2</b>	<b>4</b>	<b>1</b>	<b>0</b>	<b>0</b>	<b>2</b>

BOB GIBSON										
Year	Team	ERA	W-L	Sv	G/GS	IP	H	BB	K	
1959	STL	3.33	3-5	0	13/9	75.2	77	39	48	
1960	STL	5.61	3-6	0	27/12	86.2	97	48	69	
1961	STL	3.24	13-12	1	35/27	211.1	186	119	166	
1962	STL	2.85	15-13	1	32/30	233.2	174	95	208	
1963	STL	3.39	18-9	0	36/33	254.2	224	86	245	
1964	STL	3.01	19-12	1	40/36	287.1	250	86	245	
1965	STL	3.07	20-12	1	38/36	299.0	243	103	270	
1966	STL	2.44	21-12	0	35/35	289.1	210	8	225	
1967	STL	2.98	13-7	0	24/24	175.1	151	40	147	
1968	STL	1.12	22-9	0	34/34	304.2	198	62	268	
1969	STL	2.18	20-13	0	35/35	314.0	251	95	269	
1970	STL	3.12	23-7	0	34/34	294.0	262	88	274	
1971	STL	3.04	16-13	0	31/31	245.2	215	76	185	
1972	STL	2.46	19-11	0	34/34	278.0	226	88	208	
1973	STL	2.77	12-10	0	25/25	195.0	159	57	142	
1974	STL	3.82	11-13	0	33/33	240.0	236	104	129	
1975	STL	5.04	3-10	2	22/14	109.0	120	62	60	
<b>Totals</b>		<b>2.91</b>	<b>251-174</b>	<b>6</b>	<b>528/482</b>	<b>3884.1</b>	<b>3279</b>	<b>1336</b>	<b>3117</b>	

Baseball Hall Of Fame	Inducted in 1981
Cy Young Awards:	2; 1968, 1970
N.L. Most Valuable Player:	1; 1968
N.L. All Star:	8; 1962, 1965-70, 1972
N.L. Gold Gloves:	9; 1965-73
World Series Most Valuable Player:	2; 1964, 1967
MLB Records:	
Strikeouts in a World Series:	35
Strikeouts in a World Series game:	17
Single Season ERA:	1.12

TIM GRADOVILLE										
2006 Did not see any game action										
MIKE HEATHCOTT										
Year	Team	ERA	W-L	Sv	G/GS	IP	H	BB	K	
1998	CWS	3.00	0-0	0	1/0	3.0	2	1	3	
<b>Totals</b>		<b>3.00</b>	<b>0-0</b>	<b>0</b>	<b>1/0</b>	<b>3.0</b>	<b>2</b>	<b>1</b>	<b>3</b>	

RICK HEISERMAN										
Year	Team	ERA	W-L	Sv	G/GS	IP	H	BB	K	
1999	STL	8.31	0-0	0	3/0	4.1	8	4	4	
<b>Totals</b>		<b>8.31</b>	<b>0-0</b>	<b>0</b>	<b>3/0</b>	<b>4.1</b>	<b>8</b>	<b>4</b>	<b>4</b>	

DAX JONES										
Year	Team	AVG.	G	AB	R	H	2B	3B	HR	RBI
1996	SFG	.172	34	58	7	10	0	2	1	7
<b>Totals</b>		<b>.172</b>	<b>34</b>	<b>58</b>	<b>7</b>	<b>10</b>	<b>0</b>	<b>2</b>	<b>1</b>	<b>7</b>

JOE LOTZ										
Year	Team	ERA	W-L	Sv	G/GS	IP	H	BB	K	
1916	STL	4.28	0-3	0	12/3	40.0	31	17	18	
<b>Totals</b>		<b>4.28</b>	<b>0-3</b>	<b>0</b>	<b>12/3</b>	<b>40.0</b>	<b>31</b>	<b>17</b>	<b>18</b>	

HAL LUBY										
Year	Team	AVG.	G	AB	R	H	2B	3B	HR	RBI
1936	PHILA.	.184	9	38	3	7	1	0	0	3
1944	NYM	.254	111	323	30	82	10	2	2	35
<b>Totals</b>		<b>.247</b>	<b>120</b>	<b>361</b>	<b>33</b>	<b>89</b>	<b>11</b>	<b>2</b>	<b>38</b>	

MIKE MAHONEY										
Year	Team	AVG.	G	AB	R	H	2B	3B	HR	RBI
2000	CHC	.286	4	7	1	2	1	0	0	1
2002	CHC	.207	16	29	2	6	3	0	0	3
2005	STL	.156	26	64	5	10	1	0	1	6
<b>Totals</b>		<b>.180</b>	<b>46</b>	<b>100</b>	<b>8</b>	<b>18</b>	<b>5</b>	<b>0</b>	<b>1</b>	<b>10</b>

DAVE MCKAY										
Year	Team	AVG.	G	AB	R	H	2B	3B	HR	RBI
1975	MIN	.256	33	125	8	32	4	1	2	16
1976	MIN	.203	45	138	8	28	2	0	0	8
1977	TOR	.197	95	274	18	54	4	3	3	22
1978	TOR	.238	145	504	59	120	20	8	7	45
1979	TOR	.218	47	156	19	34	9	0	0	12
1980	OAK	.244	123	295	29	72	16	1	1	29
1981	OAK	.263	79	224	25	59	11	1	4	21
1982	OAK	.198	78	212	25	42	4	1	4	17
<b>Totals</b>		<b>.229</b>	<b>645</b>	<b>2086</b>	<b>191</b>	<b>441</b>	<b>70</b>	<b>15</b>	<b>21</b>	<b>170</b>

CHAD MEYERS										
Year	Team	AVG.	G	AB	R	H	2B	3B	HR	RBI
1999	CHC	.232	43	142	17	33	9	0	0	4
2000	CHC	.173	36	52	8	9	2	0	0	5
2001	CHC	.118	18	17	1	2	0	0	0	0
2003	SEA	.000	9	1	1	0	0	0	0	0
<b>Totals</b>		<b>.208</b>	<b>106</b>	<b>212</b>	<b>27</b>	<b>44</b>	<b>11</b>	<b>0</b>	<b>0</b>	<b>9</b>

DENNIS RASMUSSEN										
Year	Team	ERA	W-L	Sv	G/GS	IP	H	BB	K	
1983	SD	1.08	0-0	0	4/1	13.2	10	8	13	
1984	NYJ	4.57	9-6	0	24/24	147.2	127	60	110	
1985	NYJ	3.98	3-5	0	22/16	101.2	97	42	63	
1986	NYJ	3.88	18-6	0	31/31	202.0	160	74	131	
1987	NYJ	4.75	9-7	0	26/25	146.0	145	12	39	
1987	CIN	3.97	4-1	0	7/7	45.1	39	12	39	
1988	CIN	5.75	2-6	0	11/11	56.1	68	22	27	
1988	SD	2.55	14-4	0	20/20	148.1	131	36	85	
1989	SD	4.26	10-10	0	33/33	183.2	190	72	87	
1990	SD	4.51	11-15	0	32/32	187.2	217	62	86	
1991	SD	3.74	6-13	0	24/24	146.2	155	49	75	
1992	CHC	10.80	0-0	0	3/1	5.0	7	2	0	
1992	KC	1.43	4-1	0	5/5	37.2	25	6	12	
1993	KC	7.45	1-2	0	9/4	29.0	40	14	12	
1995	KC	9.00	0-1	0	5/1	10.0	13	8	6	
<b>Totals</b>		<b>4.15</b>	<b>91-77</b>	<b>0</b>	<b>256/235</b>	<b>1460.2</b>	<b>1424</b>	<b>522</b>	<b>835</b>	

DARIN RUF										
Year	Team	AVG.	G	AB	R	H	2B	3B	HR	RBI
2012	PHIL	.333	12	33	4	11	2	1	3	10
2013	PHIL	.247	73	251	36	62	11	0	14	30
2014	PHIL	.235	52	192	13	24	8	0	3	8
2015	PHIL	.235	106	268	30	63	12	0	12	39
2016	PHIL	.205	43	83	8	17	2	0	3	9
<b>Totals</b>		<b>.240</b>	<b>286</b>	<b>737</b>	<b>91</b>	<b>177</b>	<b>35</b>	<b>1</b>	<b>35</b>	<b>96</b>

SCOTT SERVAIS										
Year	Team	AVG.	G	AB	R	H	2B	3B	HR	RBI
1991	HOU	.162	16	37	0	6	3	0	0	6
1992	HOU	.239	77	205	12	49	9	0	0	15
1993	HOU	.244	85							

# Active Bluejays in the Minors

## Active Bluejays in the Minors (Through End of 2018)

### Name - Seasons in the Minors - 2018 Team-MLB Affiliate

Anthony Bemboom - Seven Seasons - Albuquerque (AAA) - Los Angeles (AL)										
	G	AB	R	H	RBI	BA	PO	A	E	Fld. %
Totals	466	1532	187	363	197	.237	2774	350	33	.990
Clark Brinkman - One Season - Lakeland (A+) - Detroit										
	G	AB	R	H	RBI	BA	PO	A	E	Fld. %
Totals	46	153	25	34	21	.222	105	2	0	1.000
Ethan DeCaster - One Season - Lakeland (A+) - Detroit										
	W-L	ERA	G	GS	SV	IP	H	R-ER	BB	K
Totals	1-0	0.84	18	0	2	32.0	19	5-3	6	39
Michael Emodi - One Season - Burlington (Rookie) - Kansas City										
	G	AB	R	H	RBI	BA	PO	A	E	Fld. %
Totals	31	107	19	21	14	.196	166	17	3	.984
Ryan Fitzgerald - One Season - Greenville (A) - Boston										
	G	AB	R	H	RBI	BA	PO	A	E	Fld. %
Totals	80	318	44	87	38	.274	124	190	13	.960
Dave Gerber - Two Seasons - Clinton (A) - Seattle										
	W-L	ERA	G	GS	SV	IP	H	R-ER	BB	K
Totals	3-3	3.51	18	0	5	25.2	19	10-8	9	30
Nick Highberger - Three Seasons - Beloit (A) - Oakland										
	W-L	ERA	G	GS	SV	IP	H	R-ER	BB	K
Totals	10-6	3.73	63	0	10	94.0	98	58-39	38	72
Rollie Lacy - Two Seasons - Down East (A) - Texas										
	W-L	ERA	G	GS	SV	IP	H	R-ER	BB	K
Totals	7-7	2.86	35	19	2	138.1	115	62-44	41	148
Nicky Lopez - Three Seasons - Omaha (AAA) - Kansas City										
	G	AB	R	H	RBI	BA	PO	A	E	Fld. %
Totals	321	1252	197	364	120	.291	328	684	18	.983
Jake Peter - Five Seasons - Oklahoma City (AAA) - Los Angeles (NL)										
	G	AB	R	H	RBI	BA	PO	A	E	Fld. %
Totals	547	2011	274	554	219	.275	566	1080	30	.982
Keith Rogalla - Two Season - Burlington (A) - Los Angeles (AL)										
	W-L	ERA	G	GS	SV	IP	H	R-ER	BB	K
Totals	0-1	3.99	16	2	0	29.1	25	13-13	22	33
Elliot Soto - Nine Seasons - Albuquerque (AAA) - Los Angeles (AL)										
	G	AB	R	H	RBI	BA	PO	A	E	Fld. %
Totals	755	2392	291	601	209	.251	810	1625	68	.973
Kurt Spomer - Seven Seasons - Toledo (AAA) - Detroit										
	W-L	ERA	G	GS	SV	IP	H	R-ER	BB	K
Totals	32-18	3.14	282	2	17	389.1	371	163-136	129	261
Grant Spranger - One Season - Everett (A) - Seattle										
	W-L	ERA	G	GS	SV	IP	H	R-ER	BB	K
Totals	0-2	6.00	12	0	1	15.0	17	13-10	7	24
Ryan Tapani - One Season - Auburn (A) - Washington										
	W-L	ERA	G	GS	SV	IP	H	R-ER	BB	K
Totals	0-2	3.56	15	3	2	30.1	29	12-12	4	30
Jacob Voss - One Season - Orem (Rookie) - Los Angeles (AL)										
	W-L	ERA	G	GS	SV	IP	H	R-ER	BB	K
Totals	3-1	5.40	18	0	2	23.1	23	17-14	15	34
Daniel Woodrow - Three Seasons - Erie (AA) - Detroit										
	G	AB	R	H	RBI	BA	PO	A	E	Fld. %
Totals	267	1034	157	302	107	.292	573	14	9	.985

A total of 31 former Bluejays have been drafted since Ed Servais took the helm of Creighton baseball in 2004. The 2018 season was the most prolific, with five former Bluejays taken in the MLB Draft, led by Michael Emodi in the 11th round.

Since joining the BIG EAST, Creighton has had 15 Bluejays drafted. Three Bluejays were selected in the 2014 draft, led by Jake Peter. Peter went to the Chicago White Sox in the seventh round. Mike Gerber followed in the 15th round to the Detroit Tigers, while Bryan Sova went to the Philadelphia Phillies in the 25th.

Another trio of Creighton players were selected in both 2016 and 2017, led by the fifth round selection of Nicky Lopez by the Kansas City Royals in 2016.

Year	Player	Pos.	Round	Team
2018	Michael Emodi	C	11	Kansas City
2018	Ethan DeCaster	RHP	18	Detroit
2018	Ryan Tapani	RHP	21	Washington
2018	Jacob Voss	RHP	27	Los Angeles (AL)
2018	Clark Brinkman	OF	32	Detroit
2017	Rollie Lacy	RHP	11	Chicago (NL)
2017	Keith Rogalla	RHP	12	Los Angeles (AL)
2017	David Gerber	RHP	29	Seattle
2016	Nicky Lopez	SS	5	Kansas City
2016	Daniel Woodrow	OF	12	Detroit
2016	Nick Highberger	RHP	30	Oakland
2014	Jake Peter	SS	7	Chicago (AL)
2014	Mike Gerber	CF	15	Detroit
2014	Bryan Sova	RHP	25	Philadelphia
2013	Federico Castagnini	SS/3B	30	Baltimore
2012	Ty Blach	LHP	5	San Francisco
2012	Anthony Bemboom	C	22	Los Angeles (AL)
2011	Jonas Dufek	RHP	9	Houston
2011	Trever Adams	OF	16	Texas
2010	Carson Vitale	C	38	Texas
2010	Elliot Soto	SS	15	Chicago (NL)
2009	Darin Ruf	1B	20	Philadelphia
2008	Pat Venditte	RHP/LHP	20	New York (AL)
2007	Marc Lewis	LHP	20	Florida
2007	Chris Gradoville	C	24	Texas
2007	Pat Venditte	RHP/LHP	45	New York (AL)
2006	Zach Daeges	OF/3B	6	Boston
2006	Marc Lewis	LHP	26	Milwaukee
2006	Adam Schaecher	RHP	31	Texas
2006	Chase Odenreider	OF	49	New York (AL)
2005	Eric Wordekemper	RHP	46	New York (AL)




Nicky Lopez

# Academic All-Americans/Creighton Hall of Fame


## Academic All-Americans

Seven players in the program's history have earned baseball Academic All-America accolades from the *College Sports Information Directors of America (CoSIDA)*, including three-year pick Dan Lawler and two-time selection Zach Daeges.


Dave Schrage, a second-teamer in 1983, went on to serve as the head coach at Northern Iowa, Northern Illinois, Evansville, Notre Dame, South Dakota State and is currently at Butler. The most recent addition, Ty Blach, was drafted by the San Francisco Giants following the 2012 season.




**Ernie Rongish**  
(Second Team - 1973)




**Dave Schrage**  
(Second Team - 1983)



**Bill Hahn**  
(Second Team - 1993)



**Dan Lawler**  
(Third Team - 1999, 2000)  
(Second Team - 2001)



**Zach Daeges**  
(Third Team - 2005, 2006)



**Darin Ruf**  
(Third Team - 2009)



**Ty Blach**  
(Third Team - 2011)

## Creighton Athletics Hall of Fame

Dana Altman	2018	Werner Jensen, M.D.	1975	Sebastian "Subby" Salerno	1986
Rick Apke	1989	John C. Johnson	1991	<b>Randy Schwartz</b>	<b>1994</b>
Tom Apke	1995	Brian Kamler	2002	Ryan Sears	2010
Tony Barone	2015	Rusty Komori	2014	<b>Scott Servais</b>	<b>2003</b>
Edward Beisser	1977	Kyle Korver	2018	Paul Silas	1974
<b>Alan Benes</b>	<b>2011</b>	John Knolla	1978	<b>Dan Smith</b>	<b>2013</b>
Lee C. Bevilacqua, M.D.	1988	Donald Knowles	1969	Laura Spanheimer Dechant	2014
Ralph Bobik	1988	Ralph "Swede" Langer	2000	<b>Scott Stahoviak</b>	<b>2005</b>
Kelly Brookhart Prokupek	2003	Don Leahy	2008	Brett Simon	2017
Conrad "Cornie" Collin	1991	Korie Lebeda	2014	Shannon Struby	2006
Keith DeFini	2005	Jody Schwartz Longballa	2012	Eddie Sutton	1997
Randy Ecker	1999	Leonard "Jimmy" Lovley, D.D.S.	1969	Jean Tierney Holt	1990
<b>Mike Finley</b>	<b>2007</b>	Dr. Ralph Mailliard	1972	Johnny Torres	2004
<b>Oneri Fleita</b>	<b>2000</b>	<b>Chad McConnell</b>	<b>2015</b>	John Trautman, M.D.	1980
Donald Fleming	1976	<b>Kevin McKenna</b>	<b>1998</b>	Rev. Maurice Van Ackeren, S.J.	1971
<b>Rick Freehling</b>	<b>2009</b>	John J. "Red" McManus	1979	Ben Walker	2010
Becky Flynn Jensen	2005	Vernon Moore	2017	Melissa Walsh	2009
Nate Funk	2013	Brian Mullan	2008	Bob Warming	2011
Heidi Geier Woodard	2006	Richard Mulrooney	2008	Tanya Warren	1996
<b>Bob Gibson</b>	<b>1968</b>	Christy Neneman	2013	Carrie Welle Anderson	2009
Pam Gradoville Simon	1999	Tara Oltman	2017	Tammy Nielsen Winkler	2015
Kathy Halligan	2002	<b>Gil Passarella</b>	<b>1984</b>	William Worthing	1970
Gene Harmon	1985	Ross Paule	2012	David Wright	2015
Bob Harstad	2002	Ira Philson	2003	Connie Yori	1992
Rev. Robert J. Hart, S.J.	2001	Bob Portman	1982	Mary Yori	1992
Dick Harvey	1983	Anthony F. Porto, Sr., D.D.S.	1990		
<b>Mike Heathcott</b>	<b>2006</b>	Jessica Powers Davis	2007	<b>1991 Creighton Baseball</b>	<b>2016</b>
<b>Jim Hendry</b>	<b>2001</b>	<b>Dennis Rasmussen</b>	<b>1993</b>		
E.S. "Eddie" Hickey	1973	<b>Roman Roh, D.D.S.</b>	<b>1981</b>		
Mary Higgins	1987				
Lance Hill	2007				
Kris Kugel Huss	2011				

\* Former baseball players/coaches bolded

The Creighton University Athletics Hall of Fame added the first squad to its ranks as the 1991 Creighton Baseball team were inducted in 2016. The 1991 Bluejays reached the College World Series and finished with a 51-22 record, including a 9-4 mark in the postseason. The 51-win total remains a Creighton program record for victories in a season. Creighton finished 1991 as the nation's top offense, hitting a school-record .355 during the year. The Bluejays also broke and still hold school records for runs (667), hits (904), RBI (611), doubles (184), triples (60), home runs (107), total bases (1,529) and slugging percentage (.601). Every Creighton regular hit .330 or higher during the team's remarkable offensive season.

# All-Americans

The Creighton baseball program has produced 18 All-Americans in its proud history, including two in 2014 and two in 2011 as the Bluejays made their ninth NCAA Tournament appearance in school history. Four players have earned All-America First Team status in the program's history and in 1991, Scott Stahoviak was named the National Player of the Year after leading the Bluejays to their only College World Series.

The school's first All-American was catcher Scott Servais in 1988. He was a Third Team selection by both *Baseball America* and *Collegiate Baseball*. Considered one of the top defensive catchers in the college game, Servais went on to play for the United States in the 1988 PanAm games. The nephew of current head coach Ed Servais, Scott enjoyed an 11-year major league career with four different teams.

Creighton's most successful three-year period in school history (1990-92) came with plenty of individual recognition nationally. In 1990, Dan Smith was honored as a First Team All-American by the American Baseball Coaches Association (ABCA) and *Baseball America* magazine.


The following season, 3B Scott Stahoviak, was named the National Player of the Year by the ABCA and also earned First Team All-America honors from both the ABCA and *Baseball America* after leading the Bluejays to the 1991 College World Series by batting .449 (120-267) with 74 RBI. Stahoviak was also named the MVC Player of the Year as a junior and went on to play five seasons in the Major Leagues for the Minnesota Twins.



**Scott Servais (1986-88), C**  
Third Team All-America, *Baseball America*  
Third Team All-America, *Collegiate Baseball*  
1988

AVG	AB	H	R	2B	3B	HR	RBI	SB
.295	61	207	36	17	2	8	28	5

Catcher Scott Servais (1986-88) became Creighton's first All-American in 1988, as a Third Team pick by both *Baseball America* and *Collegiate Baseball*.



**Dan Smith (1988-90), LHP**  
First Team All-America, *Baseball America*  
First Team All-America, ABCA  
1990

ERA	W-L	SV	CG	SH	IP	BB	K
1.96	14-3	0	12	5	119.2	48	134

Pitcher Dan Smith (1988-90) earned First Team All-America honors from both *Baseball America* and the ABCA in 1990 after going 14-3 with a 1.96 ERA.



**Mike Heathcott (1988-91), RHP**  
Second Team All-America, *Collegiate Baseball*  
1991

ERA	W-L	SV	CG	SH	IP	BB	K
3.95	15-3	0	7	1	132.0	68	67


Mike Heathcott (1988-91) achieved Second Team All-America status from *Collegiate Baseball* in 1991 after setting school records with 15 wins and 132 IP.



**Scott Stahoviak (1989-91), 3B-1B**  
First Team All-America, *Baseball America*  
First Team All-America, *Collegiate Baseball*  
First Team All America, ABCA  
ABCA National Player of the Year 1991

AVG	AB	H	R	2B	3B	HR	RBI	SB
.449	267	120	87	26	7	13	74	16


After Scott Stahoviak's (1989-91) stellar year in 1991, he was drafted in the first round by the Minnesota Twins. He played five years with a career average of .256 for the Twins.



**Chad McConnell (1990-92), OF**  
First Team All-America, *Baseball America*  
First Team All-America, ABCA  
1992

AVG	AB	H	R	2B	3B	HR	RBI	SB
.400	220	88	68	20	4	14	73	29

Chad McConnell (1990-92) was a consensus First Team All-American in 1992 after leading Creighton to its third straight NCAA Regional with 14 home runs and 73 RBI.



**Ryan Gripp (1997-99), 3B**  
First Team All America, ABCA  
1999

AVG	AB	H	R	2B	3B	HR	RBI	SB
.395	233	92	78	24	0	24	84	1

Third baseman Ryan Gripp (1997-99) was an ABCA First Team All-American in 1999 after hitting .395 with 84 RBI and a school-record 24 home runs.


# All-Americans

Joining Servais as an All-American on the 1991 squad was senior starting pitcher Mike Heathcott. He won a school-record 15 games to earn Second Team All-America status from *Collegiate Baseball*, logging a Creighton-record 132 innings.

In 1992, outfielder Chad McConnell was a consensus First Team All-American after leading Creighton its third consecutive NCAA Regional appearance, marking the third straight season the Bluejays had a First Team All-American.

Third baseman Ryan Gripp became the fourth player to earn First Team All-America status in the 1990s, as he garnered the honor from the ABCA in 1999. Also a *Baseball America* Second Team All-American, he led the Bluejays to the South Bend (Ind.) Regional, Creighton's first NCAA Tournament berth since 1992.

Do-it-all utility man Peyton Lewis earned Second Team accolades from both *Collegiate Baseball* and the National Collegiate Baseball Writers Association (NCBWA). Lewis was the 1999 MVC Pitcher of the Year and also batted .339 with 19 home runs as a DH. Four future All-Americans dotted the roster in 2004: Steve Grasley, Tony Roth, Zach Daeges and Scott Reese. Grasley earned Third Team NCBWA honors that season, while Roth was a third-team selection by the ABCA. Reese would go on to be the second consecutive NCBWA third-team selection for the Bluejays in 2005. Daeges brought home Second Team All-America honors by the NCBWA in 2006.



**Peyton Lewis (1999), Utility**  
**Second Team All-America, Collegiate Baseball**  
**Second Team All-America, NCBWA**

1999										
AVG	AB	H	R	2B	3B	HR	RBI	SB		
.339	233	79	55	18	4	19	76	2		
ERA	W-L	SV	CG	SH	IP	BB	K			
3.30	10-1	1	4	0	103.2	52	114			

Peyton Lewis' (1999) only season with Creighton was one to remember, as he was named Valley Pitcher of the Year, helping the Bluejays to their first regional in seven years.



**Steve Grasley (2001-04), RHP**  
**Third Team All-America, NCBWA**  
**2004**

ERA	W-L	SV	CG	SH	IP	BB	K
3.00	12-4	1	3	1	117.0	23	101


Pitcher Steve Grasley (2001-04) was picked by the NCBWA as a Third Team All-American in 2004 after posting a 12-4 record with a 3.00 ERA in 17 starts.



**Tony Roth (2002-05), 2B**  
**Third Team All-America, ABCA**  
**2004**

AVG	AB	H	R	2B	3B	HR	RBI	SB
.356	191	68	44	17	1	5	30	9

Tony Roth (2002-05) garnered Third Team All-America laurels from the ABCA as a junior in 2004 after batting .356 and leading the nation's best fielding team.



**Scott Reese (2004-07), LHP**  
**Third Team All-America, NCBWA**  
**2005**

ERA	W-L	SV	CG	SH	IP	BB	K
2.85	12-0	5	0	0	88.1	28	58

Pitcher Scott Reese (2004-07) went 12-0 as a sophomore in 2005. He was named Third Team All-America in 2005 and would go on to set Creighton's all-time appearance mark.



**Zach Daeges (2003-06), 3B**  
**Second Team All-America, NCBWA**  
**2006**

AVG	AB	H	R	2B	3B	HR	RBI	SB
.350	180	63	59	13	1	13	49	8

Zach Daeges (2003-06) received Second Team All-America accolades from the NCBWA in 2006 after batting .350 with 13 homers and 49 RBI.



**Ben Mancuso (2005-08), LHP**  
**Third Team All-America, Collegiate Baseball**  
**2007**

ERA	W-L	SV	CG	SH	IP	BB	K
2.34	10-3	0	2	1	77.0	20	60

Ben Mancuso earned Third Team All-America honors in 2007 to go along with his MVC Pitcher of the Year Award. He finished with a 10-3 record with a 2.34 ERA.

# All-Americans

In 2007 a trio of pitchers extended Creighton's streak to four consecutive seasons with at least one All-American. Ambidextrous pitcher Pat Venditte garnered the most attention, earning All-America accolades from four different national media outlets, including three second team nods and one third team selection. Starting pitcher Ben Mancuso, the 2007 MVC Pitcher of the Year, earned Third Team All-America honors from *Collegiate Baseball* while senior reliever Andy Masten received Second Team All-America recognition from the NCBWA.

Trever Adams and Jonas Dufek each earned All-America honors in 2011. After leading the club in nearly every offensive statistical category, Adams earned second team honors from three different media sources (ABCA/Rawlings, *Baseball America* and NCBWA) and picked up a third team nod from a fourth, *Collegiate Baseball*. Adams was drafted in the 16th round by the Texas Rangers. Dufek turned in one of the best seasons on the mound in Bluejay history, striking out 128 batters and finishing with a 12-1 record. His two complete games, including a 2-1 win in the opening round of the NCAA Tournament, helped him pick up two Third Team All-America honors, from ABCA/Rawlings and *Collegiate Baseball*. Dufek was drafted in the ninth round by the Houston Astros.

Reagan Fowler and Matt Warren resumed the trend as both earned All-America honors from *Collegiate Baseball*. The 2014 Co-Player of the Year in the BIG EAST, Fowler earned third team honors, while Warren picked up a second team nod. The most recent addition for Creighton came in 2018 as Ryan Tapani earned Second Team (NCBWA) and Third Team (*Collegiate Baseball*) honors.



**Andy Masten (2007), RHP**  
Second Team All-America, NCBWA  
2007

ERA	W-L	SV	CG	SH	IP	BB	K
2.02	4-3	16	0	0	49.0	7	47

Andy Masten's only season as a Bluejay resulted in a Second Team All-America pick by the NCBWA. His 16 saves set a school record and helped the Bluejays to an MVC title.



**Pat Venditte (2005-08), RHP, LHP**  
Second Team All-America, *Baseball America*  
Second Team All-America, *Rivals.com*  
Third Team All-America, *Collegiate Baseball*  
2007

ERA	W-L	SV	CG	SH	IP	BB	K
1.88	8-2	7	0	0	95.2	22	99

Pat Venditte (2005-08) was lights out from both the right and left side of the pitching rubber as the ambidextrous pitcher earned All-America honors from three different publications.



**Trever Adams (2010-11), OF**  
Second Team All-America, ABCA/Rawlings  
Second Team All-America, *Baseball America*  
Second Team All-America, NCBWA  
Third Team All-America, *Collegiate Baseball*  
2011

AVG	AB	H	R	2B	3B	HR	RBI	SB
.387	230	89	46	14	4	14	57	15

Trever Adams led the Bluejays in nearly every offensive statistical category in his two seasons. He became the first Bluejay outfielder to be named to the All-MVC First Team.



**Jonas Dufek (2008-11), RHP**  
Third Team All America,  
ABCA/Rawlings  
Third Team All-America,  
*Collegiate Baseball*  
2011

ERA	W-L	SV	CG	SH	IP	BB	K
2.08	12-1	0	2	1	112.2	29	128

Jonas Dufek earned the Friday night starter's role, leading the team and Valley with 128 strikeouts in 112.2 innings of work.



**Reagan Fowler (2013-16), 1B**  
Third Team All-America,  
*Collegiate Baseball*  
2014

AVG	AB	H	R	2B	3B	HR	RBI	SB
.362	185	67	38	16	3	0	27	9

Fowler exploded in his first season in the BIG EAST with a team-best .362 average as he earned the Co-Player of the Year award.



**Matt Warren (2013-16), RHP**  
Second Team All-America,  
*Collegiate Baseball*  
2014

ERA	W-L	SV	CG	SH	IP	BB	K
2.03	10-1	0	1	1	84.1	25	45

Warren opened the 2014 season with nine consecutive victories. His 2.03 ERA ranks fifth in Bluejay history.



**Ryan Tapani (2017-18), RHP**  
Second Team All-America,  
NCBWA  
Third Team All-America,  
*Collegiate Baseball*  
2018

ERA	W-L	SV	CG	SH	IP	BB	K
2.38	10-1	0	1	1	94.2	25	95

Tapani won her first five outings, holding opponents to three runs or less 12 times. His career winning percentage of .867 moved him atop the Bluejay record book.

# Freshman All-Americans

Will Robertson became the 13th Bluejay to claim the honor of a Freshman All-American status in 2017, joining Rollie Lacy (2015), Tommy Strunc (2013), Mike Gerber (2011), Casey Schmidt (2007), Tony Roth (2002), Matt Buckingham (2002), Scott Yahraus (1999), Brian Smith (1996), Drue Councilill (1995), Chad Meyers (1994) and Alan Benes (1991).

Robertson played in all 49 games for the Bluejays in 2017, becoming the first CU freshman to start every contest since Darin Ruf in 2006. Robertson hit .272 and finished with 10 doubles, three home runs and 21 RBI. He also led CU with 26 walks, two triples and five outfield assists en route to earning second-team All-BIG EAST acclaim.




**Alan Benes (1991), RHP**  
*Baseball America*  
First Team



**Chad Meyers (1994-96), OF**  
*Baseball America*  
First Team



**Drue Councilill (1995-98), RHP**  
*Baseball America*  
Honorable Mention



**Brian Smith (1996-99), C**  
*Baseball America*  
Honorable Mention



**Scott Yahraus (1999), RHP**  
*Collegiate Baseball Newspaper*  
First Team



**Steve Grasley (2001-04), RHP**  
*Collegiate Baseball Newspaper*  
Honorable Mention



**Tony Roth (2002-05), INF**  
*Collegiate Baseball Newspaper*  
First Team



**Matt Buckingham (2002-05), RHP**  
*Collegiate Baseball Newspaper*  
Honorable Mention



**Casey Schmidt (2007), RHP**  
*Collegiate Baseball Newspaper*  
First Team



**Mike Gerber (2011-14), OF**  
*Collegiate Baseball Newspaper*  
First Team



**Tommy Strunc (2013-2015), RHP**  
*Collegiate Baseball Newspaper*  
First Team




**Rollie Lacy (2015-17), RHP**  
*Collegiate Baseball Newspaper*  
First Team



**Will Robertson (2017-present), OF**  
*Collegiate Baseball Newspaper*

# Yearly Summary



The 2011 Creighton baseball team became the first squad in program history to win both the Missouri Valley regular-season and tournament championships. Creighton hosted the MVC Tournament at TD Ameritrade Park Omaha, after they moved into the new home of the College World Series on April 19, hosting Nebraska.

The Bluejays advanced to the NCAA Tournament for the fifth time in 13 seasons, while head coach Ed Servais became the winningest coach in program history, jumping from third to first, thanks to the 45-16 overall record by the club.

Year	Coach	W-L	Pct.	Conf.	Pct.	Place	Tourn.	Postseason
1966	Herb Millard	12-12	.500	-	-	-	-	None
1967	Herb Millard	15-8	.652	-	-	-	-	None
1968	Herb Millard	14-8	.636	-	-	-	-	None
1969	Tom Trvdik	11-24	.314	-	-	-	-	None
1970	Larry Cochell	25-7	.781	-	-	-	-	None
1971	Larry Cochell	24-21	.533	-	-	-	-	None
1972	Dave Baker	16-17	.485	-	-	-	-	None
1973	Dave Baker	25-16	.610	-	-	-	-	NCAA District 5 Playoffs (0-2)
1974	Dave Baker	30-18	.625	-	-	-	-	None
1975	Dave Baker	32-12	.727	-	-	-	-	None
1976	Dave Baker	22-27-1	.450	-	-	-	-	None
1977	Dave Baker	15-16	.484	-	-	4th	6th	None
1978	Jerry Bartee	19-20	.487	-	-	6th	5th	None
1979	Jerry Bartee	17-27-1	.389	-	-	7th	T-6th	None
1980	Jerry Bartee	26-22-1	.541	-	-	4th	T-6th	None
1981	Dave Underwood	37-30	.552	6-10	.375	2nd (West)	-	None
1982	Dave Underwood	32-23	.582	1-7	.125	2nd (West)	4th	None
1983	Dave Underwood	39-17	.696	5-3	.625	2nd (West)	4th	None
1984	Dave Underwood/Jim Hendry	23-21	.523	2-10	.167	6th	-	None
1985	Jim Hendry	35-27	.565	7-13	.350	5th	-	None
1986	Jim Hendry	33-29-1	.532	6-14	.300	6th	5th	None
1987	Jim Hendry	35-24	.593	9-11	.450	5th	3rd	None
1988	Jim Hendry	43-21-1	.669	12-8	.600	2nd	T-1st	None
1989	Jim Hendry	37-26	.587	9-11	.450	4th	4th	None
1990	Jim Hendry	48-22	.686	13-7	.650	3rd	2nd	NCAA Central Regional (2-2)
1991	Jim Hendry	51-22	.699	16-8	.667	2nd	2nd	West I Regional (4-0); College World Series (2-2)
1992	Todd Wenberg	41-19-1	.680	15-5	.750	2nd	2nd	NCAA Central Regional (1-2)
1993	Todd Wenberg	32-25	.561	10-11	.476	T-5th	3rd	None
1994	Jack Dahm	28-29	.491	13-8	.619	3rd	4th	None
1995	Jack Dahm	35-22	.614	18-10	.643	2nd	3rd	None
1996	Jack Dahm	19-31-1	.382	10-16	.385	7th	-	None
1997	Jack Dahm	27-27	.500	10-15	.400	7th	-	None
1998	Jack Dahm	27-27-1	.500	12-19	.387	6th	T-5th	None
1999	Jack Dahm	38-25	.603	18-13	.581	3rd	2nd	NCAA South Bend Regional (0-2)
2000	Jack Dahm	38-22	.633	17-14	.548	3rd	4th	NCAA Tempe Regional (0-2)
2001	Jack Dahm	21-31	.339	11-21	.343	7th	-	None
2002	Jack Dahm	30-24	.556	21-10	.677	2nd	T-5th	None
2003	Jack Dahm	20-37	.351	14-17	.452	T-6th	T-5th	None
2004	Ed Servais	35-24	.593	22-9	.710	2nd	T-4th	None
2005	Ed Servais	48-17	.738	17-7	.708	1st	2nd	NCAA Lincoln Regional (2-2)
2006	Ed Servais	31-21	.596	13-11	.542	4th	T-4th	None
2007	Ed Servais	45-16	.738	19-5	.792	2nd	1st	NCAA Fayetteville Regional (1-2)
2008	Ed Servais	37-21	.638	16-8	.667	3rd	T-4th	None
2009	Ed Servais	31-25	.553	14-9	.609	4th	2nd	None
2010	Ed Servais	27-25	.519	9-12	.429	6th	5th	None
2011	Ed Servais	45-16	.738	16-5	.762	1st	1st	NCAA Corvallis Regional (1-2)
2012	Ed Servais	28-30	.483	6-14	.300	8th	1st	NCAA Los Angeles Regional (2-2)
2013	Ed Servais	30-18	.625	13-8	.619	3rd	T-7th	None
2014	Ed Servais	32-17-1	.650	14-4	.778	1st	2nd	None
2015	Ed Servais	32-19	.627	13-4	.765	2nd	2nd	None
2016	Ed Servais	38-17	.691	13-5	.722	2nd	2nd	None
2017	Ed Servais	24-25	.490	11-4	.733	1st	3rd	None
2018	Ed Servais	34-16	.680	8-9	.471	T-4th	-	None

**Totals** **1,589-1,143-9** **.578** **459-375** **.550**

Creighton Head Coaches				Head Coach (Seasons)		Wins	Creighton Head Coach		Win Pct.
Years	Coach	Record	Pct.						
1966-68	Herb Millard	41-28	.594	Ed Servais (15)	517	Larry Cochell		.636	
1969	Tom Trvdik	11-24	.314	Jim Hendry (7.5)	289	Ed Servais		.627	
1970-71	Larry Cochell	49-28	.636	Jack Dahm (10)	283	Todd Wenberg		.623	
1972-1977	Dave Baker	140-106-1	.569	Dave Baker (6)	140	Jim Hendry		.613	
1978-80	Jerry Bartee	62-69-2	.474	Dave Underwood (3.5)	124	Dave Underwood		.608	
1981-83	Dave Underwood	124-80	.608	Todd Wenberg (2)	73	Herb Millard		.594	
1985-91	Jim Hendry	289-182-2	.613	Jerry Bartee (3)	62	Dave Baker		.569	
1992-93	Todd Wenberg	73-44-1	.623	Larry Cochell (2)	49	Jack Dahm		.505	
1994-2003	Jack Dahm	283-275-2	.505	Herb Millard (3)	41	Jerry Bartee		.474	
2004-present	Ed Servais	517-307-1	.627	Tom Trvdik (1)	11	Tom Trvdik		.314	

# Series Records

Opponent	W	L	T	Last	Opponent	W	L	T	Last	Opponent	W	L	T	Last
Abilene Christian	0	3	0	3/5/17	Lamar	1	1	0	2/24/07	Sacramento State	0	1	0	3/7/12
Air Force	20	9	0	3/8/17	La Salle	2	0	0	3/6/89	Saint Joseph's	0	1	0	3/9/84
Albany	2	0	0	3/7/09	Lewis	1	1	0	1981	<b>Saint Louis</b>	<b>37</b>	<b>12</b>	<b>0</b>	<b>2/26/17</b>
Arizona State	0	3	0	2/18/01	Long Beach State	1	1	0	5/23/92	Sam Houston State	3	7	0	3/6/10
Arkansas	5	10	0	4/19/16	Loras	0	1	0	4/3/72	San Diego	1	0	0	6/2/12
Arkansas State	6	4	0	3/10/14	Louisiana Lafayette	0	2	0	3/8/92	San Diego State	0	1	0	2/16/94
<b>Arkansas-Little Rock</b>	<b>8</b>	<b>6</b>	<b>0</b>	<b>2/16/14</b>	Louisiana Monroe	2	1	0	5/17/08	Santa Clara	1	0	0	2/24/17
Arkansas-Pine Bluff	1	0	0	3/6/18	Louisiana Tech	2	0	0	3/14/12	Seattle	2	1	0	5/16/10
Augustana (SD)	2	0	0	4/29/83	Lowell	1	0	0	3/15/86	<b>Seton Hall</b>	<b>14</b>	<b>6</b>	<b>0</b>	<b>5/6/18</b>
Austin Peay	0	1	0	3/9/13	Maine	5	0	0	3/10/93	South Dakota	3	0	0	3/6/83
Baylor	1	3	0	3/9/99	<b>Maryland</b>	<b>2</b>	<b>1</b>	<b>0</b>	<b>2/11/07</b>	<b>South Dakota State</b>	<b>24</b>	<b>5</b>	<b>0</b>	<b>4/10/18</b>
Bellevue (Neb.)	29	3	0	4/21/99	<b>McNeese State</b>	<b>0</b>	<b>5</b>	<b>0</b>	<b>5/14/17</b>	Southeast Louisiana	1	1	0	3/4/06
Belmont	1	0	0	3/8/06	Memphis	2	0	0	3/5/08	SE Missouri State	3	1	0	3/12/13
Benedictine	9	2	1	3/2188	Mercer	1	0	0	3/12/98	Southeast Oklahoma	2	0	0	5/13/90
Bowling Green	1	0	0	3/6/00	Miami (Fla.)	1	6	1	3/13/89	SW Oklahoma	1	0	0	3/7/01
Bradley	72	43	0	4/7/13	Miami (Ohio)	0	1	0	5/27/00	SMU	1	3	0	1971
Briar Cliff	7	0	0	4/21/93	Michigan	0	2	0	2/25/17	Southern Illinois	59	63	0	4/21/13
<b>Butler</b>	<b>10</b>	<b>3</b>	<b>0</b>	<b>4/8/18</b>	Michigan State	2	1	0	3/8/08	SIU Edwardsville	2	0	0	3/19/11
BYU	5	4	0	4/23/16	Midland College	4	0	0	4/30/75	Southern Utah	0	1	0	2/14/04
California	2	2	0	5/19/18	Midwestern	1	3	0	3/7/83	St. Ambrose	1	0	0	2/21/95
Cal State Fullerton	0	1	0	5/26/90	Milwaukee	14	1	0	3/10/13	St. Cloud State	4	4	0	1978
Cal State Northridge	0	2	0	3/18/92	Minnesota	22	25	0	3/11/18	St. Francis (NY)	2	0	0	3/17/86
Canisius	1	1	0	2/20/11	Minnesota St. (Mankato)	0	2	0	3/24/83	<b>St. John's</b>	<b>9</b>	<b>10</b>	<b>0</b>	<b>4/14/18</b>
Central Arkansas	6	3	0	3/4/18	Missouri	2	6	0	5/6/08	St. Mary's	2	0	0	3/10/99
Central Michigan	1	0	0	3/8/98	Missouri Southern	1	0	0	1981	St. Thomas (Fla.)	3	2	0	3/11/88
Central Missouri State	0	2	0	1969	Missouri State	42	42	0	5/18/13	St. Thomas (Minn.)	7	0	0	4/10/75
Chadron State	2	0	0	1975	Missouri Western	6	5	0	1979	St. Xavier (Ill.)	3	1	0	4/1/89
Charlotte	2	0	1	3/2/14	Morningside	5	1	0	3/30/88	Stephen F. Austin	2	0	0	5/13/14
Chicago State	5	0	0	3/16/08	Mount Marty	8	0	0	2/23/92	Stetson	9	6	1	2/28/16
Clemson	4	1	0	2/28/99	Murray State	3	0	0	3/6/16	Stony Brook	4	1	0	3/27/16
Coastal Carolina	0	2	0	3/10/09	Navy	6	0	0	3/14/03	Tarkio	6	0	0	4/7/75
Colorado	0	4	0	4/28/75	<b>Nebraska</b>	<b>47</b>	<b>91</b>	<b>2</b>	<b>5/8/18</b>	TCU	0	2	0	1971
Colorado State	3	0	0	3/8/91	Nebraska Wesleyan	19	1	0	4/7/87	Temple	1	0	0	3/8/00
Concordia (Neb.)	5	1	0	3/24/80	Nebraska-Kearney	28	9	0	3/2792	Tennessee Tech	3	0	0	3/12/06
Connecticut Wesleyan	1	0	0	3/10/86	<b>Nebraska-Omaha</b>	<b>54</b>	<b>30</b>	<b>0</b>	<b>5/15/18</b>	Tennessee-Martin	3	0	0	3/2/08
CSU Bakersfield	3	0	0	2/15/15	Nevada	0	2	1	5/9/15	Texas	0	8	0	5/26/00
Dallas Baptist	6	4	0	2/17/13	New Mexico	8	10	0	6/3/12	Texas A&M	0	2	0	2/23/03
Dana College	15	3	0	4/15/03	New Mexico State	13	7	0	2/28/98	Texas A&M-CC	1	2	0	3/9/05
Dayton	0	1	0	2/27/09	New Orleans	2	1	0	5/22/10	<b>Texas State</b>	<b>4</b>	<b>3</b>	<b>0</b>	<b>3/9/02</b>
Delaware State	1	0	0	3/9/98	North Carolina	1	0	0	3/11/91	Texas Wesleyan	3	5	0	1979
Denver	4	4	0	4/20/74	North Carolina State	2	0	0	6/5/05	Texas-Arlington	3	2	0	3/10/10
Doane	15	0	0	4/1593	North Dakota	12	2	0	3/20/16	Texas-El Paso	1	6	0	1981
Drake	10	7	0	1974	North Dakota State	22	3	0	3/28/11	Texas-Pan American	3	1	0	3/12/05
Eastern Illinois	0	1	0	3/14/03	North Florida	1	0	0	3/10/98	Toledo	2	1	0	2/19/11
<b>Evansville</b>	<b>45</b>	<b>26</b>	<b>0</b>	<b>4/1/18</b>	Northeastern	1	2	0	2/18/18	Tulane	1	2	0	3/1/15
Fairleigh Dickinson	7	2	0	3/9/89	Northeastern Illinois	1	0	0	3/12/97	Tulsa	1	3	0	1978
Faulkner	1	1	0	3/10/89	<b>Northern Colorado</b>	<b>17</b>	<b>4</b>	<b>0</b>	<b>3/6/10</b>	UAB	3	3	0	2/19/17
Florida Memorial	1	0	0	3/4/88	Northern Illinois	3	1	0	3/20/99	UC Davis	7	2	0	2/25/18
Fresno State	4	5	0	2/21/16	Northern Iowa	47	29	0	4/12/09	UC Santa Barbara	0	1	0	2/23/02
Gardner-Webb	1	0	0	2/9/07	NW Missouri State	9	6	0	3/30/86	UCLA	1	3	0	6/3/12
<b>Georgetown</b>	<b>14</b>	<b>4</b>	<b>0</b>	<b>4/29/18</b>	Northwestern	1	1	0	2/25/07	UNC-Asheville	1	0	0	3/10/00
Georgia	1	1	0	6/5/11	Northwestern State	1	2	0	2/20/15	UNC-Wilmington	0	1	0	3/11/09
Georgia Tech	1	1	0	3/31/90	Notre Dame	4	8	0	3/1/09	UNLV	2	9	0	3/31/14
Gonzaga	1	1	0	2/28/09	Nova Southeastern	0	1	0	3/7/89	USC	1	3	0	3/10/02
Grand View	14	3	0	2/19/95	Offutt Air Force Base	4	2	0	1968	Utah	0	2	0	2/24/03
Hardin Simmons	1	1	0	3/8/83	Ohio State	2	1	0	2/20/97	Utah Valley	6	2	0	3/19/17
Harvard	0	1	0	3/14/10	Oklahoma	5	6	0	3/7/07	Valparaiso	1	0	0	3/19/11
Hastings	8	0	0	1968	Oklahoma City	3	2	0	1978	Vanderbilt	1	0	0	3/7/06
Hawaii	1	2	0	5/27/91	Oklahoma State	3	10	0	4/28/13	<b>Villanova</b>	<b>15</b>	<b>1</b>	<b>0</b>	<b>5/12/18</b>
Hawaii-Pacific	1	0	0	4/7/1992	Oral Roberts	14	25	0	3/7/04	VCU	0	1	0	5/24/92
Houston	1	1	0	3/11/94	Oregon State	0	3	0	6/4/11	Virginia Tech	1	0	0	3/12/91
Illinois	1	0	0	4/8/1993	Pacific	5	2	0	3/17/13	Washington	3	3	0	2/19/00
<b>Illinois State</b>	<b>74</b>	<b>36</b>	<b>0</b>	<b>3/23/18</b>	Parsons	4	2	0	1973	Washington State	1	2	0	2/24/08
Illinois-Chicago	7	1	0	3/19/10	Penn State	3	0	0	3/12/99	Wayne State	28	8	0	4/26/98
Indiana State	73	56	0	5/21/13	Pepperdine	1	0	0	5/24/91	Western Carolina	0	1	0	3/7/08
Iona	2	0	0	3/30/90	Pershing	1	3	0	1969	<b>Wichita State</b>	<b>49</b>	<b>116</b>	<b>1</b>	<b>3/18/18</b>
Iowa	9	13	0	5/15/12	Peru State	4	1	0	2/25/92	Winona State	1	0	0	3/20/04
Iowa State	22	33	1	2/15/98	Phillips	1	1	0	3/5/83	Winthrop	1	3	0	4/2/17
IPFW	1	0	0	3/8/09	Portland	3	3	0	2/26/12	Wisconsin State	4	0	0	1970
Jacksonville	3	0	0	4/3/16	Princeton	1	1	0	3/15/84	Wright State	2	0	0	3/29/90
John Brown	2	1	0	1969	<b>Purdue</b>	<b>3</b>	<b>2</b>	<b>0</b>	<b>3/11/89</b>	Wyoming	10	5	0	3/4/96
John F. Kennedy	14	0	0	1975	Regis	3	0	0	2/23/91	<b>Xavier</b>	<b>11</b>	<b>9</b>	<b>0</b>	<b>4/22/18</b>
<b>Kansas</b>	<b>24</b>	<b>11</b>	<b>0</b>	<b>4/11/18</b>	Rice	0	2	0	3/9/08					
<b>Kansas State</b>	<b>41</b>	<b>52</b>	<b>1</b>	<b>4/4/18</b>	Rockhurst	1	0	0	2/13/98					
					Rollins	2	0	0	3/17/84					
					Rutgers	2	0	0	4/27/13					

2019 Opponents in Bold

# Year-by-Year Results

## 1966:12-12 Overall

Head Coach: Herb Millard

Opponent	W/L	Score
Peru State	L	0-6
Peru State	W	7-4
Dana College	W	2-1
Dana College	W	11-1
St. Cloud State	W	18-6
St. Cloud State	L	7-8
Hastings College	W	5-3
Hastings College	W	7-2
Offutt Air Force Base	L	10-11
Nebraska-Kearney	L	1-5
Nebraska-Kearney	L	2-5
Drake	L	0-2
Drake	L	2-7
Nebraska-Omaha	L	2-11
NW Missouri State	L	2-4
NW Missouri State	W	5-4
Nebraska-Omaha	L	4-6
Offutt Air Force Base	L	3-12
Concordia (Neb.)	W	11-2
Concordia (Neb.)	W	8-2
Nebraska Wesleyan	W	18-2
* John F. Kennedy	W	7-1
* Hastings College	W	2-0
* Nebraska-Omaha	L	5-6

\* - "W" Club Invitational (at Neb. Wesleyan)

## 1967: 15-8 Overall

Head Coach: Herb Millard

Opponent	W/L	Score
Peru State	W	9-3
Peru State	W	4-2
St. Cloud State	L	7-12
NW Missouri State	L	4-11
NW Missouri State	W	4-3
Nebraska-Kearney	W	8-7
Nebraska-Kearney	L	12-15
Nebraska-Omaha	L	8-11
Hastings College	W	10-5
Hastings College	W	12-1
Wayne State (Neb.)	W	10-5
Wayne State (Neb.)	W	6-1
Dana College	W	7-2
Dana College	L	5-6
Offutt Air Force Base	W	10-8
* John F. Kennedy	W	7-1
* Hastings College	W	8-0
* Nebraska-Omaha	L	2-4
Nebraska-Omaha	L	3-7
Concordia (Neb.)	L	4-10
Concordia (Neb.)	W	8-7
Drake	W	10-1
Drake	W	7-6

\* - "W" Club Invitational (at Neb. Wesleyan)

## 1968: 14-8 Overall

Head Coach: Herb Millard

Opponent	W/L	Score
Offutt Air Force Base	W	11-2
Offutt Air Force Base	W	12-2
Hastings College	W (8)	7-6
Hastings College	W	9-2
St. Cloud State	L	0-6
St. Cloud State	W	2-1
North Dakota State	W (8)	7-6
North Dakota State	L	8-12
Bradley	L	0-8
Bradley	W	9-7
Nebraska-Omaha	L	0-4
John F. Kennedy	W	4-3
John F. Kennedy	W	3-2
Wayne State (Neb.)	L	3-7
Wayne State (Neb.)	W	14-5
Drake	W	12-1
Drake	L	5-6
Dana College	W	15-2
Dana College	W	2-1
Offutt Air Force Base	W	13-9
Nebraska-Kearney	L	4-5
Nebraska-Kearney	L	8-10

## 1969: 11-24 Overall

Head Coach: Tom Trvdik

Opponent	W/L	Score
St. Cloud State	L	2-3
Arkansas State	L	6-11
Arkansas State	W	5-2
John Brown Univ.	L	7-9
John Brown Univ.	W	10-2
John Brown Univ.	W	5-0
Central Missouri State	L	0-5
Central Missouri State	L	0-2
Wisconsin State	W	6-5
Wisconsin State	W	5-0
Bradley	L	1-8
Bradley	L	0-17
Pershing	L	2-3
Pershing	W	1-0
Drake	L	3-6
Drake	L	3-4
Iowa	L	0-5
Iowa	L	1-5
NW Missouri State	W	5-2
NW Missouri State	W	10-1
Nebraska-Omaha	W	8-5
Northern Illinois	L	7-8
Kansas State	L	1-12
Kansas State	L	2-7
South Dakota State	L	2-3
South Dakota State	L	5-8
Wayne State (Neb.)	W	7-5
Wayne State (Neb.)	W	9-5
Midwestern	L	2-4
Midwestern	L	7-8
Pershing	L	2-4
Pershing	L	2-7
Dana College	L	5-9
Dana College	L	2-7
Nebraska-Omaha	L	6-7

## 1970: 25-7 Overall

Head Coach: Larry Cochell

Opponent	W/L	Score
Wichita State	W	3-0
Wichita State	W	5-4
Wichita State	W	10-8
Wisconsin State	W	8-3
Wisconsin State	W	13-6
Drake	W	7-4
Drake	W	11-0
Nebraska-Kearney	W	10-2
Nebraska-Kearney	W	11-1
Minnesota	L	4-7
Minnesota	L	0-13
Minnesota	L	0-5
Wayne State (Neb.)	W	5-0
Wayne State (Neb.)	W	10-9
Nebraska-Omaha	L	3-6
Nebraska-Omaha	L	5-6
John F. Kennedy	W	6-3
John F. Kennedy	W	4-3
South Dakota	W	10-3
South Dakota	W	15-0
Oklahoma City	W	12-2
Oklahoma City	W	14-0
Oklahoma City	W	13-4
Nebraska Wesleyan	W	4-3
Nebraska Wesleyan	W	6-3
Denver	W	4-2
Denver	W	5-4
Drake	W	8-1
Drake	W	5-2
Air Force	L	1-2
Air Force	L	0-13

## 1971: 24-21 Overall

Head Coach: Larry Cochell

Opponent	W/L	Score
Oral Roberts	W	9-2
Oral Roberts	W	8-5
Oral Roberts	L	2-5
New Mexico	L	5-17
New Mexico	W	5-3
New Mexico	L	5-27
New Mexico	L	0-2
New Mexico	L	2-3
Doane	W	6-1
Doane	W	10-0
South Dakota State	W	8-1
South Dakota State	W	7-1
Nebraska Wesleyan	W	15-0
Nebraska Wesleyan	W	5-4
Drake	W	10-1
Drake	W	10-1
TCU	L	0-5
TCU	L	2-9
Southern Methodist	L	7-8
Southern Methodist	L	9-10
Southern Methodist	L	5-6
Southern Methodist	L	4-1
Saint Louis	L	1-4
Saint Louis	L	1-2
Saint Louis	W	4-0
Saint Louis	W	3-1
Minnesota	L	1-2
Minnesota	L	4-5
Minnesota	L	3-6
Minnesota	L	4-6
John F. Kennedy	W	6-5
John F. Kennedy	W	4-3
Nebraska-Omaha	W	3-1
Nebraska-Omaha	W	7-1
Missouri Western	W	2-1
Missouri Western	L	5-6
Arkansas	W	6-2
Arkansas	L	0-2
Arkansas	W	2-1
Arkansas	W	3-1
Parsons	W	2-0
Parsons	L	1-3
Denver	L	2-4
Denver	W	5-4
Denver	L	1-8

## 1972: 16-17 Overall

Head Coach: Dave Baker

Date	Opponent	W/L	Score
3/25	Kansas State	L	3-6
3/25	Kansas State	L	1-3
3/29	Oral Roberts	W (8)	4-3
3/29	Oral Roberts	L	5-6
3/30	Oral Roberts	L	1-3
3/30	Oral Roberts	W (8)	1-0
4/1	Oral Roberts	L	12-5
4/3	Texas Wesleyan	L	2-5
4/3	Loras College	L	0-1
4/4	Texas Wesleyan	L (17)	2-3
4/4	Texas Wesleyan	W (5)	4-1
4/5	Texas Wesleyan	L	2-8
4/8	Saint Louis	W	14-4
4/8	Saint Louis	W	8-1
4/8	Saint Louis	L	4-8
4/9	Saint Louis	W	8-1
4/11	Nebraska Wesleyan	L	2-3
4/11	Nebraska Wesleyan	W	11-0
4/16	Nebraska-Omaha	L	6-8
4/16	Nebraska-Omaha	W	2-0
4/18	Morningside	L	4-7
4/18	Morningside	W	8-6
4/21	Air Force	W	13-8
4/22	Air Force	L	9-10
4/22	Air Force	W	24-6
4/25	Iowa	W	5-4
4/25	Iowa	W	9-6
5/2	Parsons College	W (10)	4-3
5/2	Parsons College	L	1-2
5/5	Denver	W	5-4
5/13	Iowa State	L	1-9
5/13	Iowa State	W	4-3

## 1973: 25-16 Overall

Head Coach: Dave Baker

Opponent	W/L	Score
Texas Wesleyan	L	2-3
Texas Wesleyan	L	4-6
Texas-Arlington	L	3-11
Doane	W	8-0
Doane	W	3-0
Kansas State	L	0-1
Kansas State	W	2-0
Kansas State	W	3-1
Tarkio	W	2-0
Tarkio	W	9-0
Dana College	W	5-2
John F. Kennedy	W	6-1
John F. Kennedy	W	2-1
Nebraska-Kearney	W	5-2
Nebraska-Kearney	W	4-2
Nebraska Wesleyan	W	3-2
Nebraska Wesleyan	W	9-1
Nebraska-Omaha	L (14)	1-3
Nebraska-Omaha	W	8-1
Wayne State (Neb.)	L	0-1
Saint Louis	L	0-5
Saint Louis	W	5-2
Saint Louis	L	2-6
Saint Louis	W	4-2
Bellevue (Neb.)	W	5-0
Bellevue (Neb.)	W	6-1
Kansas State	L	1-2
Kansas State	W	10-4
Missouri Western	W	6-3
Parsons	W	4-2
Parsons	W	2-0
Nebraska	L	1-6
Nebraska	W	7-1
Arkansas	L	1-5
Arkansas	L	2-11
Arkansas	L	1-3
Arkansas	W	6-2
Iowa State	L	1-2
Iowa State	W	9-3
* Oklahoma	L	1-8
* Oral Roberts	L	4-11

\* - District Five Playoffs

## 1974: 30-18 Overall

Head Coach: Dave Baker

Date	Opponent	W/L	Score
3/1	at Oral Roberts	W	6-2
3/2	at Oral Roberts	W	3-2
3/3	at Oral Roberts	L	2-3
3/4	at Oral Roberts	L	7-8
3/5	at Oral Roberts	W	5-1
3/6	at Arkansas	W	12-1
3/6	at Arkansas	L	4-12
3/18	Doane	W	6-0
3/18	Doane	W	6-1
3/22	at Kansas State	L	3-9
3/22	at Kansas State	L	2-3
3/27	Tarkio	W	6-2
3/27	Tarkio	W	4-0
3/29	John F. Kennedy	W	7-1
3/29	John F. Kennedy	W	7-6
4/1	Kansas State	W	4-3
4/1	Kansas State	W	5-1
4/2	Wayne State	L	6-7
4/2	Wayne State	L	5-9
4/6	at Drake	W	8-6
4/6	at Drake	L	3-4
4/6	at Drake	L	1-3
4/7	St. Thomas (Minn.)	W	13-1
4/8	St. Thomas (Minn.)	W	8-2
4/8	St. Thomas (Minn.)	W	14-2
4/13	Saint Louis	W	1-0
4/13	Saint Louis	W	5-1
4/13	Saint Louis	W	7-1
4/16	at Nebraska	L	5-7
4/16	at Nebraska	L	5-6
4/17	Bellevue (Neb.)	W	12-2
4/17	Bellevue (Neb.)	W	9-2
4/19	at Denver	L	2-6
4/20	at Denver	L	2-3
4/22	at Colorado	L	4-5
4/22	at Colorado	L	8-15
4/25	Nebraska Wesleyan	W	15-1
4/25	Nebraska Wesleyan	W	11-2
4/26	at Nebraska-Omaha	L	0-4
4/26	at Nebraska-Omaha	L	0-4
4/27	Nebraska-Omaha	W	2-1
4/27	Nebraska-Omaha	W	9-1
5/5	Midland	W	7-6
5/5	Midland	W	9-4
5/6	Bellevue (Neb.)	W	4-1
5/6	Bellevue (Neb.)	W	11-1
5/11	Iowa State	W	3-2
5/11	Iowa State	L	4-9

# Year-by-Year Results

## 1975: 32-12 Overall

Head Coach: Dave Baker

Date	Opponent	W/L	Score
3/8	at Oral Roberts	L	0-3
3/21	at Kansas State	L	2-4
3/21	at Kansas State	W	3-1
3/22	at Kansas State	W	7-5
3/22	at Kansas State	L	1-2
3/23	at Kansas State	W	9-5
4/6	NW Missouri State	L	3-4
4/6	NW Missouri State	W	5-4
4/7	Tarkio College	W	12-0
4/7	Tarkio College	W	10-0
4/8	Wayne State (Neb.)	L	5-6
4/8	Wayne State (Neb.)	W	7-6
4/9	St. Thomas (Minn.)	W	3-0
4/9	St. Thomas (Minn.)	W	11-2
4/10	St. Thomas (Minn.)	W	4-3
4/10	St. Thomas (Minn.)	W	3-2
4/11	Saint Louis	W	4-1
4/11	Saint Louis	W	2-1
4/12	Saint Louis	W	16-6
4/12	Saint Louis	W	6-4
4/14	John F. Kennedy	W	7-1
4/14	John F. Kennedy	W	3-0
4/15	Kansas State	L	4-5
4/15	Kansas State	W	10-4
4/16	Bellevue (Neb.)	W	14-3
4/16	Bellevue (Neb.)	W	9-1
4/17	Dana College (Neb.)	W	2-0
4/17	Dana College	W	5-1
4/21	Wayne State (Neb.)	W	8-4
4/21	Wayne State (Neb.)	W	5-1
4/22	at Iowa State	L	3-5
4/22	at Iowa State	W	6-1
4/25	Tulsa	W	2-1
4/25	Tulsa	L	7-8
4/28	at Colorado	L	0-8
4/28	at Colorado	L	4-11
4/30	Midland	W	8-0
4/30	Midland	W	3-2
5/1	Nebraska-Omaha	L	3-4
5/1	Nebraska-Omaha	W	7-5
5/3	at Nebraska-Omaha	L	1-8
5/3	at Nebraska-Omaha	W	3-1
5/4	Chadron State	W	18-4
5/4	Chadron State	W	9-4

## 1976: 22-27-1 Overall

Head Coach: Dave Baker

Game-by-Game Results Not Available

## 1977: 15-16 Overall

Head Coach: Dave Baker

Opponent	W/L	Score
Arkansas	L	0-8
Oral Roberts	L	3-17
Oral Roberts	W	4-2
Oral Roberts	L	4-7
Oklahoma City	L	4-7
Oklahoma City	L	1-3
Kansas State	W	9-7
Benedictine	L	0-5
Kansas State	W	5-1
Kansas State	L	2-3
Nebraska-Omaha	L	2-7
Nebraska-Omaha	L	2-3
Nebraska Wesleyan	W	11-7
Saint Louis	L	3-5
Saint Louis	L	5-9
Saint Louis	W	6-1
Saint Louis	L	1-13
Nebraska	L	1-9
Nebraska	L	1-9
Bellevue (Neb.)	W	20-2
Nebraska-Omaha	W	8-7
Missouri Western	W	3-2
Missouri Western	L	4-14
Benedictine	W	8-7
Benedictine	W	9-2
Wayne State (Neb.)	W	6-1
Wayne State (Neb.)	W	8-3
Missouri Western	W	2-1
Missouri Western	W	12-10
Nebraska	L	4-6
Nebraska	W	3-0

## 1978: 19-20 Overall

Head Coach: Jerry Bartee

Opponent	W/L	Score
Tulsa	L	2-4
Tulsa	L	0-5
Oklahoma State	L	2-3
Oklahoma State	L	0-9
Oklahoma State	L	3-17
St. Cloud State	W	6-5
St. Cloud State	W	7-2
Dana College	W (10)	1-0
Dana College	W	5-2
Nebraska-Omaha	L	1-2
Nebraska-Omaha	L	5-7
Wichita State	W	15-7
Wichita State	L	2-14
Wichita State	W	14-3
Nebraska	L	5-6
Nebraska	L	10-11
Missouri Western	L	1-7
Missouri Western	L	0-6
Saint Louis	L	2-5
Saint Louis	W	6-5
Saint Louis	L	1-8
Saint Louis	W	6-4
Nebraska	L	3-14
Nebraska	W (8)	5-4
Bellevue (Neb.)	W	3-2
Bellevue (Neb.)	W	8-1
Nebraska-Kearney	W	12-6
Nebraska-Kearney	W	8-3
Nebraska Wesleyan	W	12-0
Nebraska-Omaha	W	2-1
Nebraska-Omaha	W	5-4
Iowa State	W	6-5
Iowa State	W	4-3
Iowa State	L (10)	3-4
Iowa State	L	7-8
Nebraska	L (10)	4-7
* Indiana State	L (10)	2-5
* New Mexico State	W	6-4
* Indiana State	L	9-10

\* MVC Tournament at Creighton

## 1979: 17-27-1 Overall

Head Coach: Jerry Bartee

Opponent	W/L	Score
Oklahoma State	L	0-4
Oklahoma State	L (8)	9-10
Texas Wesleyan	W	Forfeit
Texas Wesleyan	W	Forfeit
Dallas Baptist	W (8)	9-6
Dallas Baptist	L	7-13
Kansas State	L	4-10
Kansas State	T(5)	3-3
NW Missouri State	L	4-5
NW Missouri State	L	3-4
Wayne State (Neb.)	W	8-3
Wayne State (Neb.)	W	9-0
Wichita State	W	5-4
Wichita State	L	1-9
Nebraska	L	8-10
Nebraska	L	3-15
Minnesota	L	6-11
Minnesota	W	3-2
Minnesota	L	4-10
Nebraska-Kearney	W	4-2
Nebraska-Kearney	W	14-4
NW Missouri State	L	2-4
NW Missouri State	W	10-7
Bellevue (Neb.)	L	3-4
Bellevue (Neb.)	L	7-13
Bellevue (Neb.)	W	4-2
Bellevue (Neb.)	W	2-0
Missouri Western	L	2-3
Missouri Western	W (6)	10-0
Nebraska-Kearney	L	2-13
Nebraska-Kearney	L	7-8
Minnesota	L (5)	14-0
Minnesota	L	2-9
Nebraska-Omaha	W	4-3
Nebraska-Omaha	W	8-7
Nebraska-Omaha	L	2-7
Nebraska-Kearney	W	19-6
Nebraska-Kearney	L	5-6
Nebraska-Kearney	W	10-3
Iowa State	L	4-12
Iowa State	L	0-2
Iowa State	L	1-2
Iowa State	L	4-8
* vs. Southern Illinois	L	2-9
* vs. Bradley	L	3-9

\* - MVC Tournament at Wichita State

## 1980: 26-22-1 Overall

Head Coach: Jerry Bartee

Date	Opponent	W/L	Score
3/8	at Texas-El Paso	L (11)	14-15
3/9	at Texas-El Paso	L	3-11
3/9	at Texas-El Paso	L	1-10
3/11	at New Mexico State	L	1-10
3/12	at New Mexico State	W (11)	10-7
3/14	at New Mexico State	W	11-7
3/14	at New Mexico State	L	1-3
3/15	at Texas-El Paso	L	12-16
3/16	at Texas-El Paso	L	7-8
3/21	at Kansas State	L	4-8
3/21	at Kansas State	W	8-0
3/22	at Kansas State	W	14-12
3/24	at Concordia (Neb.)	W (5)	15-2
3/24	at Concordia (Neb.)	W (5)	21-1
4/2	at Benedictine	W	6-4
4/2	at Benedictine	T(6)	0-0
4/4	USC	L	3-6
4/5	USC	L	5-16
4/7	Bellevue (Neb.)	W	4-2
4/7	Bellevue (Neb.)	W	10-1
4/9	at Nebraska	L	0-1
4/9	at Nebraska	L	1-5
4/12	at Nebraska-Omaha	L	2-3
4/12	at Nebraska-Omaha	W (8)	3-2
4/13	Benedictine	L	3-4
4/13	Benedictine	W	6-5
4/14	Nebraska-Omaha	W	8-5
4/14	Nebraska-Omaha	W (8)	4-3
4/16	Nebraska	L	1-5
4/16	Nebraska	L (5)	1-13
4/18	at Nebraska-Kearney	W	5-3
4/18	at Nebraska-Kearney	W (5)	13-3
4/20	North Dakota	W	4-3
4/20	North Dakota	W	10-3
4/21	at Bellevue (Neb.)	W	9-6
4/21	at Bellevue (Neb.)	W	9-0
4/22	at Kansas	W	6-3
4/22	at Kansas	W	4-2
4/25	Nebraska Wesleyan	W	6-0
4/25	Nebraska Wesleyan	W	6-1
4/29	Nebraska-Kearney	W	3-0
4/29	Nebraska-Kearney	W (5)	19-1
5/1	at Bellevue (Neb.)	W (5)	13-3
5/10	Iowa State	L	6-7
5/10	Iowa State	L	1-8
5/11	at Iowa State	L	1-2
5/11	at Iowa State	L	3-9
5/15	* at Wichita State	L	3-12
5/16	* vs. Southern Illinois	L	4-18

\* - MVC Tournament at Wichita State



Photo Day in 1976

# Year-by-Year Results

## 1981: 37-30, 6-10 MVC

Head Coach: Dave Underwood

Opponent	W/L	Score
at New Mexico	L (9)	5-6
at New Mexico	W	5-4
at New Mexico	L	3-9
at New Mexico	L	5-10
at New Mexico	L	5-11
*at New Mexico State	L	1-2
*at New Mexico State	W	23-3
*at New Mexico State	W	3-0
*at New Mexico State	L	6-10
at Texas El-Paso	W	12-11
at Texas El-Paso	L	9-12
<b>Kansas State</b>	<b>W</b>	<b>10-7</b>
<b>Kansas State</b>	<b>W</b>	<b>3-2</b>
<b>Kansas State</b>	<b>L</b>	<b>6-9</b>
<b>Kansas State</b>	<b>W</b>	<b>8-1</b>
at Kansas State	L	9-13
at Kansas State	W (5)	12-2
at Kansas State	L	10-13
at Kansas State	W	10-3
<b>NW Missouri State</b>	<b>W</b>	<b>7-4</b>
<b>NW Missouri State</b>	<b>W</b>	<b>6-2</b>
^ vs. St. Francis (Ill.)	W	5-4
^ vs. Arkansas State	L	8-9
^ vs. Missouri Southern	W (5)	9-2
at Nebraska	L	7-8
at Nebraska	L	2-8
<b>Bellevue (Neb.)</b>	<b>W (8)</b>	<b>9-4</b>
<b>Bellevue (Neb.)</b>	<b>W</b>	<b>5-4</b>
<b>Iowa</b>	<b>L</b>	<b>2-7</b>
<b>Iowa</b>	<b>L</b>	<b>1-5</b>
<b>Iowa</b>	<b>L</b>	<b>3-4</b>
<b>Iowa</b>	<b>L</b>	<b>3-6</b>
<b>Bellevue (Neb.)</b>	<b>W (6)</b>	<b>13-3</b>
<b>Bellevue (Neb.)</b>	<b>W</b>	<b>6-3</b>
at Nebraska-Omaha	L	9-10
at Nebraska-Omaha	W	9-7
<b>Benedictine</b>	<b>W (5)</b>	<b>10-0</b>
<b>Benedictine</b>	<b>W</b>	<b>3-1</b>
<b>North Dakota State</b>	<b>L</b>	<b>1-3</b>
<b>North Dakota State</b>	<b>W</b>	<b>7-3</b>
at Illinois-Chicago	W	Forfeit
at St. Xavier (Ill.)	W	7-5
at St. Xavier (Ill.)	W	8-4
at Lewis	L	5-11
at Lewis	W	14-3
<b>Nebraska-Omaha</b>	<b>L</b>	<b>2-3</b>
<b>Nebraska-Omaha</b>	<b>W</b>	<b>10-6</b>
<b>Briar Cliff</b>	<b>W (5)</b>	<b>11-1</b>
<b>Briar Cliff</b>	<b>W</b>	<b>5-2</b>
* New Mexico State	L	2-6
* New Mexico State	W	9-4
* New Mexico State	W	20-17
* New Mexico State	W	12-4
Nebraska Wesleyan	W	10-2
Nebraska Wesleyan	W	11-8
Nebraska-Kearney	W	10-6
Nebraska-Kearney	W	11-8
Nebraska	L	3-5
Nebraska	L	8-9
* Wichita State	L	1-10
* Wichita State	L	1-7
* Wichita State	L	1-3
* Wichita State	W	23-22
* at Wichita State	L	5-6
* at Wichita State	L	6-17
* at Wichita State	L	9-16
* at Wichita State	L	7-8

## 1983: 39-17, 5-3 MVC

Head Coach: Dave Underwood

Opponent	W/L	Score
Phillips	L	5-7
Phillips	W	6-4
South Dakota	W	10-0
Midwestern	L	5-7
Midwestern	W	4-0
Hardin Simmons	L	5-7
Hardin Simmons	W	18-11
Texas-Arlington	W	19-12
Texas-Arlington	L	8-9
Dallas Baptist	L	5-6
Dallas Baptist	W	14-8
Kansas State	W	3-2
Notre Dame	W	6-5
Wayne State (Neb.)	W	10-3
Wayne State (Neb.)	W	11-1
Nebraska-Kearney	W	8-2
Nebraska-Kearney	W	6-5
Minnesota-Mankato	L	6-7
Minnesota-Mankato	L	3-11
* New Mexico State	W	4-3
* New Mexico State	W	8-0
* New Mexico State	W	15-7
* New Mexico State	W	10-2
Northern Iowa	W	11-1
Grand View	W	7-0
Grand View	W	14-3
Minnesota	W	11-10
Minnesota	W	10-0
Minnesota	W	12-2
Minnesota	W	10-8
Nebraska-Omaha	W	10-3
Nebraska-Omaha	W	11-1
Nebraska-Kearney	W	9-4
Nebraska-Kearney	W	9-1
Bellevue (Neb.)	W	12-0
Bellevue (Neb.)	W	14-3
Iowa State	W	4-0
Iowa State	L	2-6
Iowa	L	3-7
Iowa	W	5-1
Iowa	L	1-2
Nebraska-Omaha	W	9-6
Nebraska-Omaha	L	8-?
Nebraska	L	9-11
Nebraska	W	6-5
Bellevue (Neb.)	W	15-0
Bellevue (Neb.)	W	19-2
Augustana (S.D.)	W	11-1
Augustana (S.D.)	W	11-0
* Wichita State	L	4-5
* Wichita State	W	8-7
* Wichita State	L	0-3
* Wichita State	L	3-14
^ vs. Indiana State	L	9-13
^ vs. Southern Illinois	L	6-20

\* - MVC Regular Season game  
^ - MVC Tournament at Wichita State

## 1984: 23-21, 2-10 MVC

Head Coach: Dave Underwood / Jim Hendry

Opponent	W/L	Score
\$ vs. Xavier	W	12-0
\$ vs. Saint Joseph's	L	2-5
\$ vs. Villanova	W	5-4
\$ vs. La Salle	W	16-3
% vs. Princeton	W	10-4
% vs. Maryland	W	7-3
at Stetson	L	1-4
% at Rollins	W	3-2
% vs. Princeton	L	5-10
% vs. Maryland	W	7-5
at Stetson	L	2-11
% at Rollins	W	13-12
at Minnesota	L	2-5
at Minnesota	L	1-4
at Minnesota	W	7-3
at Minnesota	L	1-5
at Nebraska	L	1-14
at Nebraska	W	4-2
<b>Grand View</b>	<b>W</b>	<b>6-4</b>
<b>Grand View</b>	<b>W</b>	<b>10-5</b>
* at Bradley	L	0-6
* at Bradley	L	1-7
<b>Nebraska-Kearney</b>	<b>W (8)</b>	<b>1-0</b>
<b>Nebraska-Kearney</b>	<b>W (8)</b>	<b>6-5</b>
<b>Doane</b>	<b>W</b>	<b>6-1</b>
<b>Doane</b>	<b>W</b>	<b>4-3</b>
<i>Jim Hendry takes over as coach</i>		
* Illinois State	L	2-6
* Illinois State	L	1-2
<b>Nebraska-Omaha</b>	<b>W</b>	<b>8-7</b>
<b>Nebraska-Omaha</b>	<b>L</b>	<b>3-7</b>
<b>Nebraska</b>	<b>L</b>	<b>0-11</b>
<b>Nebraska</b>	<b>W</b>	<b>4-2</b>
* at Southern Illinois	L	1-2
* at Southern Illinois	L	1-2
* at Southern Illinois	L	5-6
* at Southern Illinois	L	0-4
<b>Grand View</b>	<b>L</b>	<b>2-3</b>
<b>Grand View</b>	<b>W</b>	<b>13-4</b>
at Iowa State	W	3-2
at Iowa State	W	11-2
* <b>Wichita State</b>	<b>W</b>	<b>2-1</b>
* <b>Wichita State</b>	<b>L</b>	<b>5-6</b>
* <b>Wichita State</b>	<b>W</b>	<b>6-0</b>
* <b>Wichita State</b>	<b>L</b>	<b>0-9</b>
\$ - Neutral games in Miami, Fla.		
% - Rollins Baseball Week Invite at Stetson		
* - MVC Regular Season game		

**1985: 35-27, 7-13 MVC**  
Head Coach: Jim Hendry  
Game-by-Game Results Not Available

## 1986: 33-29-1, 6-14 MVC

Head Coach: Jim Hendry

Opponent	W/L	Score
\$ vs. Navy	W	8-4
\$ vs. Navy	W	9-6
\$ vs. Fairleigh Dickinson	W	17-3
\$ vs. Fairleigh Dickinson	W	6-2
\$ vs. Conn. Wesleyan	W	11-5
\$ vs. Maine	W	7-4
\$ vs. St. Thomas (Fla.)	W	6-4
\$ vs. Rutgers	W	14-1
\$ vs. Lowell	W	8-3
at Miami (Fla.)	L	1-2
\$ vs. St. Francis (N.Y.)	W	7-3
\$ vs. Michigan State	L (14)	1-3
<b>Benedictine</b>	<b>W</b>	<b>22-4</b>
<b>Benedictine</b>	<b>W</b>	<b>24-7</b>
at Kansas State	L (15)	5-6
<b>Nebraska-Omaha</b>	<b>W</b>	<b>33-9</b>
<b>Nebraska-Omaha</b>	<b>W</b>	<b>16-1</b>
<b>Wayne State (Neb.)</b>	<b>W</b>	<b>8-3</b>
<b>Morningside</b>	<b>W</b>	<b>19-1</b>
<b>Morningside</b>	<b>W</b>	<b>13-3</b>
<b>Briar Cliff</b>	<b>W</b>	<b>19-13</b>
<b>Briar Cliff</b>	<b>W</b>	<b>12-2</b>
<b>NW Missouri State</b>	<b>W</b>	<b>20-6</b>
<b>Nebraska-Kearney</b>	<b>W</b>	<b>14-4</b>
<b>Nebraska-Kearney</b>	<b>L</b>	<b>6-13</b>
at Iowa State	L	1-2
at Iowa State	T	3-3
* at Southern Illinois	W	8-5
* at Southern Illinois	L	2-5
* at Southern Illinois	L	1-5
* at Southern Illinois	W	7-5
<b>Nebraska Wesleyan</b>	<b>W</b>	<b>10-0</b>
<b>Nebraska Wesleyan</b>	<b>W</b>	<b>13-7</b>
<b>Iowa State</b>	<b>W</b>	<b>9-2</b>
<b>Iowa State</b>	<b>L</b>	<b>4-6</b>
<b>Grand View</b>	<b>L</b>	<b>8-12</b>
* <b>Indiana State</b>	<b>L</b>	<b>1-5</b>
* <b>Indiana State</b>	<b>L</b>	<b>1-4</b>
* <b>Indiana State</b>	<b>L</b>	<b>0-1</b>
* <b>Indiana State</b>	<b>L</b>	<b>1-6</b>
at Minnesota	L	3-5
at Minnesota	L	14-15
* <b>Illinois State</b>	<b>W</b>	<b>6-5</b>
* <b>Illinois State</b>	<b>L</b>	<b>3-4</b>
* <b>Illinois State</b>	<b>L</b>	<b>1-4</b>
* <b>Illinois State</b>	<b>L</b>	<b>2-11</b>
at Nebraska	L	4-5
at Nebraska	W	6-5
* at Bradley	W	10-5
* at Bradley	W	8-1
* at Bradley	L	6-7
* at Bradley	W	16-9
<b>Nebraska</b>	<b>L</b>	<b>0-5</b>
<b>Nebraska</b>	<b>W</b>	<b>4-2</b>
* <b>Wichita State</b>	<b>L</b>	<b>0-7</b>
* <b>Wichita State</b>	<b>L</b>	<b>7-9</b>
* <b>Wichita State</b>	<b>L</b>	<b>3-6</b>
* <b>Wichita State</b>	<b>L</b>	<b>2-10</b>
<b>Kansas State</b>	<b>L</b>	<b>5-7</b>
^ at Southern Illinois	L	1-3
^ vs. Bradley	W	5-3
^ vs. Indiana State	L	0-5

\$ - Neutral games in Miami, Fla.  
\* - MVC Regular Season game  
^ - MVC Tournament at Southern Illinois

\* - MVC Regular Season game  
^ - Missouri Southern Tournament (2nd)

## 1982: 32-23, 1-7 MVC

Head Coach: Dave Underwood

Game-by-Game Results Not Available

# Year-by-Year Results

1987: 35-24, 9-11 MVC Head Coach: Jim Hendry				1988: 43-21-1, 12-8 MVC Head Coach: Jim Hendry				1989: 37-26, 9-11 MVC Head Coach: Jim Hendry				1990: 48-22, 13-7 MVC 2-2 NCAA Regionals Head Coach: Jim Hendry			
Date	Opponent	W/L	Score	Date	Opponent	W/L	Score	Date	Opponent	W/L	Score	Date	Opponent	W/L	Score
3/3	Mount Marty	W	22-5	2/28	Mount Marty	W	8-7	3/4	\$ vs. Georgetown	W	7-5	2/23	Grand View	W	7-1
3/4	Morningside	W	23-4	2/28	Mount Marty	W	16-3	3/6	\$ vs. La Salle	W	15-11	2/23	Grand View	W	5-2
3/8	\$ vs. Navy	W	14-3	3/4	at Florida Memorial	W	28-3	3/7	at Nova Southeastern	L	1-5	2/27	Grand View	W	9-2
3/8	\$ vs. Navy	W	4-1	3/6	\$ vs. Fairleigh Dickinson	W	11-2	3/8	\$ vs. Fairleigh Dickinson	W	12-4	2/27	Wayne State (Neb.)	W	8-1
3/9	\$ vs. Maine	W	7-6	3/7	\$ vs. Navy	W	8-4	3/9	\$ vs. Faulkner	W	2-1	3/1	Doane	W	11-1
3/10	\$ vs. Fairleigh Dickinson	W	9-8	3/8	\$ vs. Fairleigh Dickinson	W	4-2	3/9	\$ vs. Fairleigh Dickinson	W	13-0	3/1	Doane	W	20-1
3/11	at St. Thomas (Fla.)	W	7-5	3/9	\$ vs. Purdue	W	13-6	3/10	\$ vs. Purdue	L	2-3	3/3	Northern Iowa	W	3-0
3/11	\$ vs. Georgetown	W	8-3	3/9	\$ vs. Purdue	W	7-4	3/10	\$ vs. Faulkner	L	6-7	3/3	Northern Iowa	W	6-1
3/12	\$ vs. Fairleigh Dickinson	L	2-8	3/10	\$ vs. Purdue	L	3-5	3/11	\$ vs. Purdue	W	10-4	3/3	Northern Iowa	W	6-3
3/13	\$ vs. Georgetown	W	14-5	3/11	\$ vs. Fairleigh Dickinson	L	4-5	3/12	at Miami (Fla.)	L	1-2	3/4	Northern Iowa	W	5-4
3/13	at St. Thomas (Fla.)	W	12-8	3/11	at St. Thomas (Fla.)	L	2-4	3/13	at Miami (Fla.)	L	5-6	3/4	Mount Marty	W	11-0
3/14	at St. Thomas (Fla.)	L	4-11	3/13	at Miami (Fla.)	L	2-11	3/18	at Air Force	W	19-4	3/11	at Air Force	W	7-0
3/15	at Miami (Fla.)	W	5-2	3/13	\$ vs. Maine	W	9-5	3/18	at Air Force	W	11-7	3/11	at Air Force	W	13-3
3/15	at Miami (Fla.)	L	9-10	3/14	at Miami (Fla.)	T	9-9	3/19	at Air Force	W	6-3	3/12	at Northern Colorado	W	5-3
3/21	Saint Louis	W	12-1	3/19	Briar Cliff	W	9-8	3/22	at Kansas	W (16)	7-5	3/14	vs. Regis	W	6-2
3/21	Saint Louis	W	5-2	3/20	Bellevue (Neb.)	W	15-1	3/22	at Kansas	W	4-3	3/16	at UNLV	L	1-2
3/22	Saint Louis	W	10-0	3/21	Benedictine	W	22-0	3/24	Nebraska-Kearney	W	13-1	3/17	at UNLV	L	5-6
3/22	Saint Louis	W	2-1	3/22	Bellevue (Neb.)	W	24-9	3/24	Nebraska-Kearney	L	2-3	3/17	at UNLV	L	0-3
3/27	at Grand View	L	7-8	3/24	at Saint Louis	W	4-1	3/25	Kansas State	L	4-10	3/20	Kansas	W	5-0
3/28	at Northern Iowa	L	2-3	3/24	at Saint Louis	W	12-0	3/26	Mount Marty	W	19-4	3/24	\$ vs. Wright State	W (12)	3-2
3/28	at Northern Iowa	L	5-6	3/27	Kansas	W	14-8	3/28	Kansas	W	5-3	3/25	\$ vs. Iona	W	6-3
4/4	* Southern Illinois	L	2-3	3/29	Kansas State	W	11-3	3/29	Iowa State	L	1-10	3/26	\$ at Hawai'i	L	7-11
4/4	* Southern Illinois	L	2-5	3/30	Morningside	W	15-5	3/29	Iowa State	L	4-8	3/27	\$ vs. Oklahoma State	L	0-5
4/5	* Southern Illinois	W	7-6	4/1	at Oral Roberts	L	2-8	3/30	at Northern Iowa	W	11-4	3/27	\$ vs. Georgia Tech	W	5-4
4/5	* Southern Illinois	L	8-13	4/2	at Oral Roberts	W	10-5	4/1	at St. Xavier (Ill.)	L	3-4	3/28	\$ at Hawai'i	L	3-8
4/7	Nebraska Wesleyan	W	19-4	4/2	at Oral Roberts	L	1-13	4/1	at St. Xavier (Ill.)	W	14-7	3/29	\$ vs. Wright State	W	14-0
4/8	Iowa State	W	13-5	4/4	at Nebraska-Omaha	W	4-3	4/2	at Illinois-Chicago	W	3-2	3/30	\$ vs. Iona	W	11-7
4/8	Iowa State	W	9-6	4/6	Grand View	W	10-6	4/2	at Illinois-Chicago	W	8-1	3/31	\$ vs. Georgia Tech	L (10)	2-3
4/11	* at Indiana State	L	9-19	4/9	* at Bradley	L	3-7	4/4	at Nebraska-Omaha	W	14-1	3/31	\$ vs. Oklahoma State	W	6-1
4/11	* at Indiana State	W	5-3	4/9	* at Bradley	W	11-4	4/5	at Nebraska	W	4-2	4/4	Nebraska	W	6-0
4/12	* at Indiana State	W	9-7	4/10	* at Bradley	L	4-5	4/5	at Nebraska	W	9-4	4/7	* Indiana State	W	10-9
4/12	* at Indiana State	L	8-9	4/10	* at Bradley	W	5-3	4/8	* Bradley	L	6-10	4/7	* Indiana State	W	9-4
4/16	Oral Roberts	L	7-12	4/13	at Iowa State	L	2-7	4/8	* Bradley	W	5-3	4/8	* Indiana State	L	7-8
4/18	* at Illinois State	W	5-3	4/16	* Indiana State	W	10-4	4/9	* Bradley	W	12-2	4/8	* Indiana State	W	9-7
4/18	* at Illinois State	W	9-7	4/16	* Indiana State	W	13-1	4/9	* Bradley	W	4-2	4/8	* Indiana State	W	11-1
4/19	* at Illinois State	W	7-6	4/17	* Indiana State	W	5-2	4/11	Briar Cliff	W	20-7	4/11	Iowa State	L	1-8
4/19	* at Illinois State	W	14-8	4/17	* Indiana State	W	9-0	4/12	at Iowa State	L	0-4	4/11	Iowa State	L	3-9
4/21	at Kansas State	L	6-8	4/18	at Kansas State	L	11-13	4/15	* at Indiana State	L	1-8	4/12	Nebraska-Kearney	W	14-4
4/22	at Iowa State	L	0-7	4/20	Iowa State	L	4-6	4/15	* at Indiana State	L	2-8	4/14	* at Southern Illinois	L	7-8
4/25	* Bradley	L	1-8	4/20	Iowa State	W	8-1	4/16	* at Indiana State	W	14-9	4/14	* at Southern Illinois	L	1-3
4/25	* Bradley	L	5-7	4/23	* at Southern Illinois	L	4-9	4/16	* at Indiana State	L	8-13	4/15	* at Southern Illinois	L	2-3
4/26	* Bradley	L	3-9	4/23	* at Southern Illinois	W	9-5	4/18	Kansas	W	8-3	4/15	* at Southern Illinois	W	8-6
4/26	* Bradley	W	8-4	4/24	* at Southern Illinois	W	8-1	4/19	Oral Roberts	W	4-2	4/18	at Iowa State	W	6-2
4/28	Nebraska-Omaha	W	16-4	4/24	* at Southern Illinois	L	6-9	4/20	Oral Roberts	L	6-9	4/18	at Iowa State	W	5-1
4/28	Nebraska-Omaha	W	14-8	4/27	Nebraska-Omaha	W	10-0	4/22	Southern Illinois	W	6-2	4/21	* Illinois State	W	11-1
4/29	Nebraska	L	3-5	4/28	at Kansas	L	7-10	4/22	Southern Illinois	W	13-2	4/21	* Illinois State	W	6-2
4/3	at Nebraska	W	10-5	4/30	* Illinois State	W (13)	5-4	4/23	Southern Illinois	W	6-2	4/22	* Illinois State	W	12-4
5/2	* at Wichita State	L	3-9	4/30	* Illinois State	W	17-12	4/23	Southern Illinois	L	2-5	4/22	* Illinois State	W	9-3
5/2	* at Wichita State	L	2-5	5/1	* Illinois State	W	20-9	4/26	Nebraska	W	4-2	4/24	at Kansas State	L	14-18
5/3	* at Wichita State	L	5-9	5/1	* Illinois State	W	17-11	4/26	Nebraska	L	4-7	4/25	Nebraska	W	6-5
5/3	* at Wichita State	W	11-8	5/4	Minnesota	W	6-2	4/29	* at Illinois State	W	13-0	4/28	* at Bradley	W	4-1
5/7	Doane	W	4-1	5/4	Minnesota	W	6-1	4/29	* at Illinois State	L	4-5	4/28	* at Bradley	W	7-2
5/7	Doane	W	9-1	5/5	Northern Iowa	W	15-5	4/30	* at Illinois State	L	5-12	4/29	* at Bradley	W	18-6
5/10	at Oral Roberts	W	10-5	5/7	* Wichita State	L	6-7	4/30	* at Illinois State	W	5-4	4/29	* at Bradley	W	11-0
5/11	at Wichita State	L	5-6	5/7	* Wichita State	L	5-19	5/4	Northern Iowa	W	14-4	4/1	at Nebraska	W	16-12
5/14	^ vs. Bradley	W	8-1	5/8	* Wichita State	L	4-6	5/6	* at Wichita State	L	1-11	4/2	at Nebraska	L	0-12
5/15	^ vs. Indiana State	L	8-12	5/8	* Wichita State	L	2-12	5/6	* at Wichita State	L	2-9	5/4	* Wichita State	W	7-3
5/16	^ vs. Bradley	W	8-5	5/11	Nebraska	L	2-14	5/7	* at Wichita State	L	3-18	5/5	* Wichita State	L	1-7
5/16	^ at Wichita State	L	1-4	5/12	at Nebraska	W	6-5	5/7	* at Wichita State	L	3-4	5/5	* Wichita State	L (11)	1-7
				5/15	at Missouri	W	8-4	5/11	at Kansas State	W	16-7	5/6	* Wichita State	L	3-12
				5/19	^ vs. Illinois State	W	5-4	5/18	^ vs. Southern Illinois	L	4-7	5/13	SE Oklahoma State	W	13-2
				5/20	^ vs. Southern Illinois	W	10-5	5/18	^ vs. Illinois State	W	10-4	5/13	SE Oklahoma State	W	7-6
				5/21	^ at Wichita State	L	5-11	5/19	^ vs. Southern Illinois	L	2-6	5/16	^ vs. Indiana State	W	3-1
				5/21	^ vs. Indiana State	W	3-1					5/17	^ vs. Southern Illinois	W	5-4
				5/22	^ at Wichita State	T (8)	3-3					5/18	^ vs. Southern Illinois	L	5-7
												5/18	^ vs. Indiana State	W	8-4
												5/19	^ vs. Southern Illinois	L	8-9
												5/25	% vs. Clemson	W	9-6
												5/26	% vs. Cal State Fullerton	L	3-6
												5/27	% vs. Clemson	W	4-3
												5/27	% at Texas	L	9-11

\$ - Neutral games in Miami, Fla.  
\* - MVC Regular Season game  
^ - MVC Tournament at Wichita State

\$ - Neutral games in Miami, Fla.  
\* - MVC Regular Season game  
^ - MVC Tournament at Wichita State  
(Wichita State earns automatic bid to NCAA Tournament as regular-season champion.)

\$ - Neutral games in Miami, Fla.  
\* - MVC Regular Season game  
^ - MVC Tournament at Wichita State

\$ - Rainbow Spring Tournament in Honolulu, Hawaii  
\* - MVC Regular Season game  
^ - MVC Tournament at Wichita State  
% - NCAA Central Regional at Texas

# Year-by-Year Results

1991: 51-22, 16-8 MVC 4-0 NCAA Regionals 2-2 College World Series Head Coach: Jim Hendry				1992: 41-19-1, 15-5 MVC 1-2 NCAA Regionals Head Coach: Todd Wenberg				1993: 32-25, 10-11 MVC Head Coach: Todd Wenberg				1994: 28-29, 13-8 MVC Head Coach: Jack Dahm			
Date	Opponent	W/L	Score	Date	Opponent	W/L	Score	Date	Opponent	W/L	Score	Date	Opponent	W/L	Score
2/16	Mount Marty	W	18-1	2/22	Wayne State (Neb.)	L	4-5	3/5	at Texas	L	6-7	2/16	at San Diego State	L	5-16
2/21	Wayne State (Neb.)	W	15-3	2/22	Wayne State (Neb.)	W	10-1	3/6	at Texas	L	0-11	2/18	\$ vs. Washington	L	1-4
2/24	Regis	W	9-7	2/23	Mount Marty	W	8-4	3/7	at Texas	L (10)	4-5	2/19	\$ vs. Toledo	W	13-10
2/24	Regis	W	23-0	2/25	Peru State	W	7-0	3/9	at Rice	L	2-3	2/20	\$ vs. Washington	L	5-6
2/27	Doane	W	20-0	2/28	! vs. Louisiana Tech	W	6-5	3/10	\$ vs. Maine	W	2-1	2/20	\$ vs. Toledo	L	6-10
2/28	Grand View	W	31-6	2/29	! vs. Ohio State	W	5-4	3/11	\$ vs. Evansville	W	4-3	3/3	at UNLV	L	5-7
3/5	at Kansas	L (10)	11-13	2/29	! at McNeese State	L	8-10	3/12	\$ vs. Bellevue	L	5-9	3/4	at UNLV	L	2-7
3/7	Colorado State	W	16-8	3/1	! vs. Ohio State	W	13-2	3/13	\$ vs. UT-Pan American	W (10)	1-0	3/5	at UNLV	W	12-8
3/7	Colorado State	W	11-3	3/2	at Lamar	W	9-0	3/19	Wyoming	W	13-1	3/8	vs. Oklahoma	L	0-8
3/8	Colorado State	W	15-1	3/4	at SE Louisiana	L	1-11	3/20	Wyoming	W	7-4	3/8	at Houston	L	8-9
3/11	& vs. North Carolina	W	12-2	3/6	# vs. Oklahoma State	W	10-9	3/21	Wyoming	W	8-7	3/10	# vs. Sam Houston State	W	10-5
3/12	& vs. Virginia Tech	W	6-3	3/7	# vs. Maine	W (10)	6-5	3/22	Wayne State (Neb.)	W	8-1	3/11	# at Houston	W	5-2
3/13	& vs. CS Northridge	L	5-9	3/7	# at SW Louisiana	L	5-6	3/23	Wayne State (Neb.)	W	5-4	3/12	# vs. Chicago State	W	17-1
3/14	& vs. St. John's (N.Y.)	W	15-8	3/8	# at SW Louisiana	L	1-5	3/24	Wayne State (Neb.)	L	1-4	3/12	# vs. Indiana State	W	7-1
3/15	& vs. Iowa State	W	9-6	3/16	& vs. Wyoming	W	4-1	3/25	Wayne State (Neb.)	L	1-4	3/14	at Texas	L	6-11
3/16	& vs. CS Northridge	W	3-1	3/17	& vs. Nevada	T	7-7	3/26	at Nebraska	W	10-4	3/17	Kansas	L	7-9
3/20	Iowa State	L	5-8	3/18	& vs. CS Northridge	L	2-12	3/27	Nebraska	W	10-2	3/19	Wayne State (Neb.)	W	22-0
3/22	at Oklahoma	L	12-17	3/19	& at Fresno State	W (10)	10-9	3/27	Nebraska	W	9-4	3/19	Wayne State (Neb.)	W	16-1
3/23	vs. South Dakota State	W	12-5	3/20	& at Fresno State	L	3-13	3/28	at Nebraska	L	2-3	3/20	Wayne State (Neb.)	W	2-1
3/24	at Oklahoma State	W	25-8	3/21	& vs. New Mexico	L	0-4	3/31	at Minnesota	L	2-4	3/22	at Nebraska	L	6-7
3/25	vs. Arkansas-Little Rock	W	6-3	3/21	* Kansas	W	5-0	4/3	* Southern Illinois	L	2-1	3/25	Wyoming	L	5-6
3/25	at Oklahoma State	L	5-20	3/25	* Kansas	W	5-0	4/3	* Southern Illinois	L	2-3	3/25	Wyoming	L	2-4
3/30	* Bradley	W	13-2	3/27	Nebraska-Kearney	W	6-3	4/4	* Southern Illinois	W	14-11	3/26	Wyoming	W	1-0
3/30	* Bradley	L	0-8	3/29	* Bradley	W	6-2	4/6	Grand View	W	4-3	3/26	Wyoming	L	5-6
3/31	* Bradley	W	7-2	3/29	* Bradley	W	3-2	4/8	at Illinois	W	11-10	3/30	at Minnesota	L	1-9
3/31	* Bradley	W	15-0	4/1	at Nebraska	W	19-1	4/9	* at Indiana State	L	3-4	4/2	* at Southern Illinois	L	11-14
4/3	at Nebraska	L (10)	7-8	4/1	at Nebraska	W	19-1	4/9	* at Indiana State	L	3-4	4/2	* at Southern Illinois	L	11-14
4/3	at Nebraska	W (11)	6-5	4/3	* at Southern Illinois	L	1-3	4/10	* at Indiana State	L	1-6	4/2	* at Southern Illinois	W	8-3
4/6	* at Indiana State	L	11-12	4/4	* at Southern Illinois	W	11-6	4/11	* at Indiana State	W	7-4	4/3	* at Southern Illinois	L	11-12
4/6	* at Indiana State	W	10-5	4/5	* at Southern Illinois	W	7-2	4/14	Iowa State	W	13-6	4/6	Nebraska-Omaha	W	9-3
4/7	* at Indiana State	L	4-7	4/7	Hawaii-Pacific	W	8-7	4/15	Iowa State	W	9-1	4/9	* at Bradley	W	16-3
4/7	* at Indiana State	W	14-0	4/8	Kansas State	W	5-2	4/15	Doane	W	18-0	4/9	* at Bradley	W	11-5
4/9	Nebraska-Omaha	W	30-10	4/10	* Wichita State	W	9-4	4/17	* Missouri State	L	1-9	4/10	* at Bradley	L	5-8
4/10	at Iowa State	L	8-9	4/11	* Wichita State	L	1-6	4/17	* Missouri State	L	6-8	4/13	Nebraska-Omaha	W	4-3
4/13	* Southern Illinois	W	12-1	4/12	* Wichita State	W	7-3	4/18	* Missouri State	W	4-2	4/13	Nebraska-Omaha	W	9-2
4/13	* Southern Illinois	W	3-0	4/15	Nebraska	W	8-6	4/21	Wayne State	L	4-7	4/15	* Illinois State	W	7-6
4/14	* Southern Illinois	W	7-3	4/18	* Indiana State	W	5-1	4/21	Briar Cliff	W	9-4	4/16	* Illinois State	W	17-10
4/14	* Southern Illinois	W	5-2	4/18	* Indiana State	L	6-12	4/22	Kansas State	W	6-3	4/17	* Illinois State	W	12-2
4/17	Kansas	W	12-3	4/19	* Indiana State	L (10)	7-8	4/23	* at Wichita State	L	1-2	4/18	at Kansas	L	9-10
4/20	* Missouri State	W	7-1	4/22	at Kansas	W	7-2	4/24	* at Wichita State	L	4-6	4/21	at Iowa State	W	10-5
4/20	* Missouri State	W	5-3	4/24	vs. Grand View	L	12-13	4/25	* at Wichita State	W	9-8	4/23	* at Northern Iowa	W	13-3
4/21	* Missouri State	W	4-3	4/25	* at Northern Iowa	W	10-3	4/27	Nebraska-Omaha	L	6-14	4/23	* at Northern Iowa	L	4-5
4/21	* Missouri State	W	8-3	4/25	* at Northern Iowa	W	16-5	4/27	Nebraska-Omaha	W	7-1	4/24	* at Northern Iowa	W	11-4
4/23	Kansas State	W	7-4	4/26	* at Northern Iowa	W	7-1	4/30	* at Illinois State	W	5-4	4/26	Missouri	L	11-14
4/24	at Kansas State	L	2-6	4/29	Iowa State	L	6-12	5/1	* at Illinois State	L	1-4	4/30	* Indiana State	W	15-3
4/27	* at Wichita State	L	4-8	4/30	Nebraska-Omaha	W	6-5	5/2	* at Illinois State	W	2-0	5/1	* Indiana State	W	7-5
4/27	* at Wichita State	L	1-8	5/1	Doane	W	9-3	5/7	* Northern Iowa	W	10-2	5/1	* Indiana State	W	7-4
4/28	* at Wichita State	L	3-12	5/2	* Illinois State	W	6-4	5/9	* Northern Iowa	W	7-1	5/6	* Wichita State	L	4-6
4/28	* at Wichita State	L	5-15	5/2	* Illinois State	W	13-12	5/9	* Northern Iowa	W	9-1	5/7	* Wichita State	W	6-1
5/1	Nebraska	L	3-5	5/3	* Illinois State	W	5-3	5/12	at Missouri	L	1-8	5/8	* Wichita State	L	8-9
5/1	Nebraska	W	14-3	5/3	* Illinois State	W	5-3	5/14	* at Bradley	L (10)	1-2	5/11	at Missouri	L	13-17
5/2	at Northern Iowa	W	9-1	5/8	* at Missouri State	W	11-3	5/15	* at Bradley	L (10)	6-7	5/13	* at Missouri State	L	5-8
5/4	* at Illinois State	W	10-5	5/9	* at Missouri State	W	6-5	5/15	* at Bradley	L	3-13	5/14	* at Missouri State	L	6-7
5/4	* at Illinois State	W	9-2	5/10	* at Missouri State	L	5-10	5/19	^ vs. Missouri State	W	8-3	5/14	* at Missouri State	W	10-7
5/5	* at Illinois State	W	13-2	5/13	^ vs. Bradley	W	7-1	5/20	^ vs. Indiana State	W	10-9	5/18	^ vs. Bradley	L	2-5
5/5	* at Illinois State	L	5-6	5/13	^ vs. Indiana State	L	3-4	5/21	^ at Wichita State	L	7-9	5/19	^ vs. Illinois State	W	14-2
5/9	Iowa State	W	10-2	5/14	^ vs. Indiana State	W	11-3	5/21	^ vs. Indiana State	L	4-7	5/20	^ at Wichita State	L	6-8
5/10	vs. Iowa State	W	9-3	5/15	^ at Wichita State	W (12)	4-3								
5/11	at Iowa State	L	7-14	5/15	^ at Wichita State	L	0-5								
5/15	^ vs. Illinois State	W	10-1	5/22	% vs. UT-Arlington	W	11-6								
5/16	^ vs. Indiana State	W	7-6	5/23	% vs. Long Beach State	L	2-5								
5/17	^ at Wichita State	L	1-14	5/24	% vs. VCU	L (11)	4-5								
5/18	^ vs. Indiana State	W	8-6												
5/18	^ vs. Wichita State	L	1-13												
5/24	% vs. Pepperdine	W	5-3												
5/25	% vs. Minnesota	W	8-3												
5/26	% at USC	W (10)	8-7												
5/27	% vs. Hawai'i	W	15-8												
6/1	\$ vs. Clemson	W	8-4												
6/3	\$ vs. Wichita State	L (12)	2-3												
6/4	\$ vs. Long Beach State	W	13-4												
6/6	\$ vs. Wichita State	L	3-11												

& - Best of the West Classic at Fresno State  
 \* - MVC Regular Season game  
 ^ - MVC Tournament at Wichita State  
 % - NCAA West I Regional at USC  
 \$ - College World Series

# Year-by-Year Results

1995: 35-22, 18-10 MVC Head Coach: Jack Dahm				1996: 19-31-1, 10-16 MVC Head Coach: Jack Dahm				1997: 27-27, 10-15 MVC Head Coach: Jack Dahm				1998: 27-27-1, 12-19 MVC Head Coach: Jack Dahm			
Date	Opponent	W/L	Score	Date	Opponent	W/L	Score	Date	Opponent	W/L	Score	Date	Opponent	W/L	Score
2/19	Grand View	W	20-1	2/10	at Kansas State	L	2-14	2/15	at Air Force	L	5-6	2/13	Rockhurst	W	9-1
2/19	Grand View	W	6-3	2/17	at Oral Roberts	L	2-6	2/15	at Air Force	W	8-2	2/15	Iowa State	L	2-10
2/21	St. Ambrose	W	5-3	2/17	at Oral Roberts	L	3-14	2/16	vs. Iowa State	W	14-12	2/21	Air Force	L	3-4
2/24	\$ at McNeese State	L	6-9	2/18	at Oral Roberts	L	2-10	2/20	\$ vs. Ohio State	L	8-13	2/21	Air Force	W	11-3
2/25	\$ vs. Oral Roberts	W	9-2	2/23	at SW Texas State	L	2-4	2/21	\$ vs. Nebraska	L	0-3	2/22	Air Force	W	10-4
2/25	\$ vs. Kansas State	W	8-6	2/24	at SW Texas State	W	11-10	2/22	\$ vs. Saint Mary's	W	10-5	2/25	at Kansas State	L	8-9
2/26	\$ vs. Oral Roberts	W	6-3	2/25	at SW Texas State	W	24-13	2/23	\$ vs. Nebraska	W	6-3	2/27	at New Mexico State	W	18-9
3/4	at Baylor	L	0-1	3/1	Wyoming	W	9-8	3/2	UW-Milwaukee	W	18-11	2/28	at New Mexico State	L	8-21
3/4	at Baylor	W	5-3	3/4	Wyoming	L	0-6	3/2	UW-Milwaukee	W (8)	4-3	2/28	at New Mexico State	L	12-18
3/5	at Baylor	L	2-3	3/4	Wyoming	L	2-5	3/3	UW-Milwaukee	W	8-6	3/3	at Kansas	W	7-4
3/7	at Texas	L	3-12	3/11	\$ vs. New Mexico	L	0-5	3/9	vs. Penn State	W	5-4	3/7	\$ vs. Xavier	W	9-5
3/8	at Texas	L	6-8	3/12	\$ vs. Oregon State	L	3-8	3/10	at SW Texas State	L	4-8	3/8	\$ vs. Central Michigan	W	9-6
3/10	at SW Texas State	W	12-4	3/13	\$ vs. Oregon State	L	10-14	3/12	# vs. Northeast Illinois	W	4-1	3/9	\$ vs. Delaware State	W	26-3
3/12	at SW Texas State	W	8-6	3/14	\$ vs. Pacific	W	14-5	3/13	# vs. Notre Dame	L	3-7	3/10	at North Florida	W	6-4
3/15	Kansas State	L	5-13	3/15	\$ vs. Nebraska	T	6-6	3/14	# vs. Penn State	W	15-10	3/12	\$ vs. Mercer	W	15-2
3/17	* at Indiana State	L	7-9	3/16	\$ vs. New Mexico	W	3-2	3/15	# vs. Notre Dame	W	8-5	3/13	at Stetson	L	0-9
3/18	* at Indiana State	W	6-1	3/23	* at Missouri State	L	10-11	3/18	at Nebraska	L	3-13	3/14	at Stetson	W	7-6
3/18	* at Indiana State	W	8-6	3/23	* at Missouri State	L	9-14	3/19	Iowa State	L	9-14	3/15	at Stetson	T	9-9
3/19	* at Indiana State	W	9-6	3/24	* at Missouri State	L	4-5	3/21	* at Illinois State	L	9-10	3/21	* at Southern Illinois	L	5-9
3/22	Iowa State	W	16-3	3/27	Iowa State	L	9-10	3/22	* at Illinois State	W	7-4	3/21	* at Southern Illinois	L	9-11
3/24	* at Illinois State	W	10-8	3/29	* Evansville	W	4-3	3/22	* at Illinois State	L	4-7	3/22	* at Southern Illinois	L	3-4
3/25	* at Illinois State	W	4-3	3/31	* Evansville	W	7-6	3/23	* at Illinois State	L	10-14	3/22	* at Southern Illinois	L	3-8
3/25	* at Illinois State	L	9-10	4/3	* at Northern Iowa	W	5-4	3/26	Kansas	W	15-10	3/28	* at Bradley	L	6-14
3/26	* at Illinois State	W	9-0	4/3	* at Northern Iowa	L	5-6	3/29	* at Indiana State	W	7-1	3/28	* at Bradley	W	10-6
3/28	at Kansas State	L	4-5	4/5	* at Bradley	L	2-3	3/29	* at Indiana State	W	9-4	3/29	* at Bradley	L	2-3
3/31	* Northern Iowa	W	4-3	4/6	* at Bradley	L	2-5	3/30	* at Indiana State	W (8)	7-6	3/29	* at Bradley	L	0-3
4/1	* Northern Iowa	W	5-1	4/7	* at Bradley	L	1-2	3/30	* at Indiana State	W	2-1	4/1	Iowa	W	14-6
4/1	* Northern Iowa	W	5-4	4/7	* at Bradley	L	2-12	4/1	at Kansas State	L	5-9	4/3	* Illinois State	W	4-3
4/2	* Northern Iowa	W	19-12	4/9	at Minnesota	W	5-4	4/2	Minnesota	W	10-7	4/4	* Illinois State	W	11-2
4/8	* Southern Illinois	W	4-3	4/12	* Indiana State	W	7-6	4/5	* Bradley	L	6-11	4/4	* Illinois State	W	15-3
4/8	* Southern Illinois	W	5-0	4/13	* Indiana State	L	2-5	4/7	Dana College	W	12-6	4/5	* Illinois State	L	3-5
4/13	Nebraska	L	4-19	4/13	* Indiana State	W	6-5	4/9	* at Northern Iowa	L	2-3	4/8	* at Northern Iowa	L	2-3
4/13	at Nebraska	L	6-12	4/16	Dana College	W	13-5	4/9	* at Northern Iowa	W	5-3	4/10	* #4 Wichita State	L	12-13
4/14	Wyoming	W	7-6	4/17	Oral Roberts	L	7-9	4/16	at Minnesota	W	9-8	4/11	* #4 Wichita State	L	5-13
4/15	Wyoming	W	8-7	4/17	Oral Roberts	L	10-18	4/16	at Minnesota	W	10-5	4/11	* #4 Wichita State	L	8-18
4/15	Wyoming	W	9-8	4/19	* Illinois State	L	3-5	4/19	at Iowa	W	12-4	4/12	* #4 Wichita State	L	5-19
4/19	Minnesota	W	7-2	4/20	* Illinois State	W	14-1	4/19	at Iowa	L (9)	4-5	4/14	Nebraska-Omaha	W	4-2
4/21	* at Evansville	L	2-5	4/20	* Illinois State	L	0-4	4/20	at Iowa	L	6-9	4/17	* at Missouri State	L	0-1
4/22	* at Evansville	L	2-4	4/21	* Illinois State	W	6-3	4/20	at Iowa	L	8-9	4/18	* at Missouri State	L	1-3
4/22	* at Evansville	W	10-6	4/23	Wayne State (Neb.)	L	4-7	4/23	* Northern Iowa	W	6-4	4/18	* at Missouri State	W	6-3
4/29	* Bradley	L	6-8	4/26	* Wichita State	L	4-10	4/23	* Northern Iowa	L	4-10	4/19	* at Missouri State	W	8-6
4/29	* Bradley	W	15-9	4/27	* Wichita State	L	3-8	4/26	* Southern Illinois	L	4-11	4/22	* Northern Iowa	W	9-0
4/30	* Bradley	W	10-3	4/27	* Wichita State	L	3-14	4/26	* Southern Illinois	L	3-8	4/22	* Northern Iowa	W	10-4
4/30	* Bradley	W	17-7	5/1	* Northern Iowa	L	2-6	4/27	* Southern Illinois	L	11-12	4/25	Wayne State	W	13-2
5/6	* Missouri State	W	11-4	5/1	* Northern Iowa	W	12-8	4/27	* Southern Illinois	L	5-9	4/26	Wayne State	W	7-2
5/6	* Missouri State	L	2-5	5/3	* at Southern Illinois	W	12-1	4/29	Nebraska	L	1-4	5/1	* Indiana State	W	8-2
5/7	* Missouri State	W	4-0	5/4	* at Southern Illinois	W	5-4	5/3	* at Evansville	L	5-7	5/2	* Indiana State	L	8-10
5/8	Oklahoma State	L	2-6	5/5	* at Southern Illinois	L	0-1	5/3	* at Evansville	L (10)	9-10	5/3	* Indiana State	L	3-6
5/10	Dana College	W	16-9	5/10	at Kansas	L	6-28	5/4	* at Evansville	W	9-4	5/3	* Indiana State	W	15-3
5/12	* at Wichita State	L	2-4	5/11	vs. Oral Roberts	W	7-5	5/4	* at Evansville	W	9-5	5/8	* Evansville	W	12-5
5/13	* at Wichita State	L	0-4	5/11	at Kansas	W	10-9	5/9	* at Wichita State	L	0-15	5/9	* Evansville	L	1-7
5/13	* at Wichita State	L	12-19					5/10	* at Wichita State	W	9-7	5/10	* Evansville	L	3-8
5/14	* at Wichita State	L	1-2					5/10	* at Wichita State	L	8-11	5/10	* Evansville	W	13-0
5/17	^ vs. Indiana State	W	7-6					5/11	* at Wichita State	L	0-15	5/13	^ vs. #4 Wichita State	L	4-6
5/19	^ at Missouri State	L	5-7									5/14	^ at Evansville	L	2-5
5/20	^ vs. Wichita State	W	11-9												
5/21	^ at Missouri State	L	2-3												

\$ - Lake Area Classic, Lake Charles, La.  
 \* - MVC Regular Season game  
 ^ - MVC Tournament at Missouri State

\$ - Phoenix-Oakland A's Tournament  
 # - Notre Dame Irish Classic in San Antonio, Texas  
 \* - MVC Regular Season game

\$ - North Florida/Jacksonville Greyhound Racing League Classic  
 \* - MVC Regular Season game  
 ^ - MVC Tournament at Evansville

# Year-by-Year Results

1999: 38-25, 18-13 MVC o-2 NCAA Regionals Head Coach: Jack Dahm				2000: 38-23, 17-14 MVC o-2 NCAA Regionals Head Coach: Jack Dahm				2001: 21-31, 11-21 MVC Head Coach: Jack Dahm				2002: 30-24, 21-10 MVC Head Coach: Jack Dahm			
Date	Opponent	W/L	Score	Date	Opponent	W/L	Score	Date	Opponent	W/L	Score	Date	Opponent	W/L	Score
2/8	at Nebraska-Omaha	W	10-5	2/17	\$ vs. Washington	W	12-10	2/16	at #4 Arizona State	L	1-23	2/19	at Kansas State	L	9-10
2/13	at Air Force	W	17-4	2/18	\$ vs. Northwestern	W	7-4	2/17	at #4 Arizona State	L	2-15	2/22	\$ at UNLV	L	8-9
2/13	at Air Force	W	17-8	2/19	\$ vs. Washington	W	14-3	2/18	at #4 Arizona State	L	4-14	2/23	\$ vs. UC Santa Barbara	L	10-23
2/14	at Air Force	W	31-16	2/20	\$ vs. Portland	L	6-7	2/25	vs. Nebraska-Omaha	W	4-3	2/23	\$ at UNLV	L	6-12
2/20	at SE Missouri State	L	2-3	2/23	at Kansas State	W	7-1	2/25	vs. Nebraska-Omaha	W	11-5	2/24	\$ vs. Michigan State	W	22-15
2/20	at SE Missouri State	W	3-2	2/25	at Kansas	W (11)	10-9	3/6	at Oklahoma	W	14-12	3/5	<b>Dana</b>	<b>W</b>	<b>16-7</b>
2/21	at SE Missouri State	W	11-1	2/26	at Kansas	W	8-6	3/7	at Oklahoma	W	9-3	3/6	<b>Nebraska-Omaha</b>	<b>W</b>	<b>11-1</b>
2/25	\$ vs. Washington	L	12-16	2/27	at Kansas	W	5-3	3/7	vs. S.W. Oklahoma	W (10)	5-4	3/9	# vs. SW Texas State	L	3-5
2/26	\$ vs. Clemson	W	4-3	3/3	<b>UW-Milwaukee</b>	<b>W</b>	<b>5-1</b>	3/9	at Oral Roberts	L	0-1	3/10	# vs. USC	L	3-7
2/27	\$ at UNLV	W	8-7	3/4	<b>UW-Milwaukee</b>	<b>W</b>	<b>7-4</b>	3/10	at Oral Roberts	L	2-4	3/11	# vs. #12 Notre Dame	W	8-6
2/28	\$ vs. Washington	W	9-6	3/4	<b>UW-Milwaukee</b>	<b>W</b>	<b>18-3</b>	3/14	at Kansas State	W	7-6	3/13	& vs. Notre Dame	L	2-6
2/28	\$ vs. Clemson	L	10-13	3/6	# vs. Bowling Green	W	4-1	3/16	* <b>Northern Iowa</b>	<b>L</b>	<b>3-5</b>	3/14	& vs. Arkansas-Little Rock	W	7-0
3/5	UW-Milwaukee	W (8)	9-8	3/8	# vs. Temple	W (6)	15-0	3/17	* <b>Northern Iowa</b>	<b>W (7)</b>	<b>11-2</b>	3/15	& vs. Southern Illinois	L	3-10
3/5	UW-Milwaukee	W	7-4	3/8	# at Fresno State	W (7)	12-3	3/17	* <b>Northern Iowa</b>	<b>L</b>	<b>6-9</b>	3/16	& vs. Arkansas-Little Rock	W	6-4
3/9	at Baylor	L	2-4	3/9	# vs. Gonzaga	W	11-2	3/18	* <b>Northern Iowa</b>	<b>L</b>	<b>6-13</b>	3/22	* <b>Illinois State</b>	<b>W</b>	<b>8-7</b>
3/10	# vs. Saint Mary's	W	9-4	3/10	# vs. UNC-Asheville	W	5-3	3/20	<b>Nebraska-Omaha</b>	<b>W</b>	<b>9-8</b>	3/23	* <b>Illinois State</b>	<b>W (7)</b>	<b>10-8</b>
3/11	# vs. Notre Dame	L	4-5	3/11	# at Fresno State	L (12)	1-5	* at Evansville	W (12)	14-9	3/23	* <b>Illinois State</b>	<b>L</b>	<b>4-5</b>	
3/12	# vs. Penn State	W	3-1	3/17	<b>Minnesota</b>	<b>W</b>	<b>11-8</b>	3/24	* at Evansville	L	2-4	3/29	* at Southern Illinois	W	5-3
3/13	# vs. Notre Dame	L	3-5	3/19	<b>Minnesota</b>	<b>W</b>	<b>3-2</b>	3/25	* at Evansville	L (7)	5-10	3/30	* at Southern Illinois	L (8)	2-13
3/20	Northern Illinois	W	15-0	3/19	<b>Minnesota</b>	<b>W</b>	<b>7-5</b>	3/25	* at Evansville	L	8-9	3/31	* at Southern Illinois	W (7)	10-2
3/20	Northern Illinois	W	20-19	3/21	<b>Nebraska</b>	<b>L</b>	<b>5-9</b>	3/28	<b>Kansas State</b>	<b>L</b>	<b>1-9</b>	3/31	* at Southern Illinois	L	4-14
3/26	* at Indiana State	W	9-3	3/24	* <b>Wichita State</b>	<b>W</b>	<b>10-8</b>	3/30	* at Illinois State	L	4-10	4/5	* <b>Evansville</b>	<b>W</b>	<b>7-4</b>
3/27	* at Indiana State	L (8)	4-5	3/25	* <b>Wichita State</b>	<b>W (7)</b>	<b>8-1</b>	3/31	* at Illinois State	L (7)	2-12	4/6	* <b>Evansville</b>	<b>W (7)</b>	<b>6-3</b>
3/27	* at Indiana State	W	9-8	3/25	* <b>Wichita State</b>	<b>W (8)</b>	<b>14-2</b>	3/31	* at Illinois State	W	17-14	4/6	* <b>Evansville</b>	<b>W</b>	<b>13-9</b>
3/28	* at Indiana State	W	11-9	3/26	* <b>Wichita State</b>	<b>L (12)</b>	<b>7-8</b>	4/1	* at Illinois State	L	5-12	4/7	* <b>Evansville</b>	<b>W</b>	<b>10-6</b>
4/2	* at Evansville	W	12-2	3/31	* at Northern Iowa	L	5-6	4/4	at #5 Nebraska	L	9-14	4/9	<b>#12 Nebraska</b>	<b>W</b>	<b>8-3</b>
4/4	* at Evansville	L	1-4	4/1	* at Northern Iowa	W (7)	11-3	4/7	* <b>Southern Illinois</b>	<b>W</b>	<b>15-12</b>	4/12	* at Northern Iowa	W	7-1
4/4	* at Evansville	L	2-5	4/1	* at Northern Iowa	W	11-9	4/7	* <b>Southern Illinois</b>	<b>W (8)</b>	<b>14-4</b>	4/13	* at Northern Iowa	L	3-4
4/7	at Nebraska	L (10)	4-5	4/2	* at Northern Iowa	W	11-12	4/8	* <b>Southern Illinois</b>	<b>W (7)</b>	<b>2-1</b>	4/13	* at Northern Iowa	W (7)	7-6
4/9	* <b>Southern Illinois</b>	<b>W</b>	<b>3-1</b>	4/8	* <b>Indiana State</b>	<b>W</b>	<b>10-9</b>	4/8	* <b>Southern Illinois</b>	<b>L</b>	<b>4-13</b>	4/14	* at Northern Iowa	W	5-1
4/10	* <b>Southern Illinois</b>	<b>W</b>	<b>13-4</b>	4/8	* <b>Indiana State</b>	<b>L</b>	<b>1-8</b>	4/13	<b>UW-Milwaukee</b>	<b>W</b>	<b>4-3</b>	4/16	at #20 Nebraska	L	5-6
4/10	* <b>Southern Illinois</b>	<b>W (10)</b>	<b>12-11</b>	4/9	* <b>Indiana State</b>	<b>W</b>	<b>10-3</b>	4/14	<b>UW-Milwaukee</b>	<b>L</b>	<b>0-4</b>	4/19	* <b>#9 Wichita State</b>	<b>L</b>	<b>0-1</b>
4/11	* <b>Southern Illinois</b>	<b>W</b>	<b>6-2</b>	4/9	* <b>Indiana State</b>	<b>W</b>	<b>8-6</b>	4/14	<b>UW-Milwaukee</b>	<b>W</b>	<b>5-3</b>	4/20	* <b>#9 Wichita State</b>	<b>W (7)</b>	<b>4-2</b>
4/17	* <b>Missouri State</b>	<b>W</b>	<b>11-4</b>	4/11	at Nebraska	L	3-6	4/18	at Missouri	L	7-11	4/20	* <b>#9 Wichita State</b>	<b>W</b>	<b>4-2</b>
4/17	* <b>Missouri State</b>	<b>W</b>	<b>5-4</b>	4/14	* <b>Evansville</b>	<b>W (10)</b>	<b>9-8</b>	4/20	* at Indiana State	L (11)	5-6	4/21	* <b>#9 Wichita State</b>	<b>L</b>	<b>6-14</b>
4/18	* <b>Missouri State</b>	<b>L</b>	<b>1-8</b>	4/15	* <b>Evansville</b>	<b>L (9)</b>	<b>3-4</b>	4/21	* at Indiana State	L	4-9	4/24	<b>Kansas State</b>	<b>L (8)</b>	<b>9-24</b>
4/18	* <b>Missouri State</b>	<b>W</b>	<b>4-1</b>	4/15	* <b>Evansville</b>	<b>L (7)</b>	<b>0-5</b>	4/21	* at Indiana State	W	15-12	4/26	* at Missouri State	W	5-3
4/21	<b>Bellevue (Neb.)</b>	<b>W</b>	<b>13-2</b>	4/18	<b>Nebraska-Omaha</b>	<b>W</b>	<b>15-9</b>	4/22	* at Indiana State	L	3-16	4/27	* at Missouri State	L (7)	0-2
4/23	* at Illinois State	W	10-2	4/21	* at Missouri State	W	8-4	4/24	at #1 Nebraska	W (10)	11-8	4/27	* at Missouri State	W	7-6
4/24	* at Illinois State	L	2-9	4/22	* at Missouri State	L (7)	3-12	4/28	* <b>Bradley</b>	<b>W</b>	<b>10-3</b>	4/28	* at Missouri State	L	10-12
4/24	* at Illinois State	L	3-4	4/22	* at Missouri State	L	4-5	4/28	* <b>Bradley</b>	<b>W</b>	<b>9-8</b>	5/3	* <b>Indiana State</b>	<b>W</b>	<b>12-10</b>
4/25	* at Illinois State	L (11)	5-7	4/23	* at Missouri State	W (7)	12-0	4/29	* <b>Bradley</b>	<b>W</b>	<b>10-2</b>	5/4	* <b>Indiana State</b>	<b>L (7)</b>	<b>2-4</b>
4/27	at Nebraska	W	14-12	4/26	<b>Kansas State</b>	<b>W</b>	<b>12-3</b>	4/29	* <b>Bradley</b>	<b>W</b>	<b>14-9</b>	5/4	* <b>Indiana State</b>	<b>W</b>	<b>3-0</b>
5/1	* <b>Bradley</b>	<b>W</b>	<b>16-2</b>	4/28	* <b>Illinois State</b>	<b>L</b>	<b>2-4</b>	5/5	* <b>Missouri State</b>	<b>L</b>	<b>4-8</b>	5/5	* <b>Indiana State</b>	<b>W (10)</b>	<b>10-9</b>
5/1	* <b>Bradley</b>	<b>W</b>	<b>6-2</b>	4/29	* <b>Illinois State</b>	<b>W</b>	<b>8-2</b>	5/5	* <b>Missouri State</b>	<b>L</b>	<b>0-12</b>	5/10	<b>Stetson</b>	<b>W</b>	<b>8-6</b>
5/2	* <b>Bradley</b>	<b>L</b>	<b>1-11</b>	4/29	* <b>Illinois State</b>	<b>W</b>	<b>9-8</b>	5/6	* <b>Missouri State</b>	<b>L</b>	<b>3-7</b>	5/12	<b>Stetson</b>	<b>L</b>	<b>5-7</b>
5/2	* <b>Bradley</b>	<b>L</b>	<b>2-7</b>	4/30	* <b>Illinois State</b>	<b>W</b>	<b>4-3</b>	5/6	* <b>Missouri State</b>	<b>L</b>	<b>4-10</b>	5/12	<b>Stetson</b>	<b>W (7)</b>	<b>7-3</b>
5/8	* <b>Northern Iowa</b>	<b>W</b>	<b>19-5</b>	5/5	* at Bradley	W	15-10	5/9	<b>#1 Nebraska</b>	<b>L</b>	<b>4-8</b>	5/15	<b>#13 Nebraska</b>	<b>L</b>	<b>1-9</b>
5/8	* <b>Northern Iowa</b>	<b>W</b>	<b>7-4</b>	5/6	* at Bradley	L (7)	2-6	5/11	* at Wichita State	L	4-9	5/18	* at Bradley	W	11-4
5/9	* <b>Northern Iowa</b>	<b>W</b>	<b>8-2</b>	5/6	* at Bradley	W	6-4	5/12	* at Wichita State	L	1-4	5/18	* at Bradley	L	0-3
5/9	* <b>Northern Iowa</b>	<b>L (10)</b>	<b>10-11</b>	5/7	* at Bradley	L	7-9	5/12	* at Wichita State	L	1-3	5/19	* at Bradley	W (7)	5-2
5/12	<b>Nebraska</b>	<b>L</b>	<b>9-10</b>	5/10	<b>Nebraska</b>	<b>L</b>	<b>2-10</b>	5/13	* at Wichita State	L (12)	8-9	5/19	* at Bradley	W	10-6
5/14	* at Wichita State	W (10)	5-4	5/12	* at Southern Illinois	L	5-6	* - MVC Regular Season game							
5/15	* at Wichita State	L	3-6	5/13	* at Southern Illinois	L (7)	8-9								
5/15	* at Wichita State	L	8-9	5/13	* at Southern Illinois	L	4-5								
5/16	* at Wichita State	L	8-9	5/14	* at Southern Illinois	W	7-5								
5/19	^ vs. Evansville	W	12-4	5/17	^ vs. Indiana State	L	4-15								
5/20	^ vs. Illinois State	L	7-8	5/18	^ at Wichita State	W	3-1								
5/21	^ vs. Missouri State	W	11-2	5/19	^ vs. Evansville	L	1-6								
5/21	^ vs. Illinois State	W (10)	3-2	5/26	% vs. Texas	L	4-5								
5/22	^ at Wichita State	L	2-11	5/27	% vs. Miami (Ohio)	L	3-6								
5/28	% at Notre Dame	L	1-8												
5/29	% vs. Michigan	L	5-13												

\$ - UNLV Coors Desert Classic in Las Vegas, Nev.  
 # - Notre Dame Irish Classic in San Antonio, Texas  
 \* - MVC Regular Season game  
 ^ - MVC Tournament at Wichita State  
 % - NCAA Regional in South Bend, Ind.

\$ - at Las Vegas, Nev.  
 # - Express College Classic, Round Rock, Texas  
 & - Irish Invitational, San Antonio, Texas  
 \* - MVC Regular Season game  
 ^ - MVC Tournament at Wichita State

# Year-by-Year Results

2003: 20-37, 14-17 MVC Head Coach: Jack Dahm				2004: 35-24, 22-9 MVC Head Coach: Ed Servais				2005: 48-17, 17-7 MVC 2-2 NCAA Regionals Head Coach: Ed Servais				2006: 31-21, 13-11 MVC Head Coach: Ed Servais			
Date	Opponent	W/L	Score	Date	Opponent	W/L	Score	Date	Opponent	W/L	Score	Date	Opponent	W/L	Score
2/11	at Arkansas	L	5-9	2/14	% vs. Southern Utah	L	5-10	2/11	at Sam Houston State	W	9-6	2/11	at Arkansas-Little Rock	L	11-12
2/18	at Kansas State	L	2-15	2/15	at Air Force	W	13-8	2/12	at Sam Houston State	L	2-3	2/12	at Arkansas-Little Rock	L	4-6
2/22	~ vs. UCLA	W (7)	10-4	2/22	at Kansas	L	1-5	2/12	at Sam Houston State	L	2-3	2/17	& vs. Illinois-Chicago	L	2-3
2/22	~ at #19 Texas A&M	L (7)	4-7	2/27	at Saint Louis	L	2-8	2/13	at Sam Houston State	L	3-10	2/18	& vs. Air Force	W	9-2
2/23	~ vs. Utah	L (8)	1-2	2/28	at Saint Louis	W	3-0	2/18	at Northern Colorado	W	9-5	2/19	& vs. Illinois-Chicago	W	5-0
2/23	~ at #19 Texas A&M	L (7)	2-7	2/29	at Saint Louis	W	11-1	2/19	at Northern Colorado	W	9-4	2/24	at Saint Louis	W	11-2
2/24	~ vs. UCLA	L (7)	1-2	3/5	at Oral Roberts	L	1-6	2/20	at Northern Colorado	W	15-9	2/25	at Saint Louis	W	9-5
2/24	~ vs. Utah	L (7)	0-6	3/6	at Oral Roberts	L	7-8	2/25	<b>Saint Louis</b>	W	13-12	2/26	at Saint Louis	W	5-2
3/7	at Missouri	L	0-9	3/7	at Oral Roberts	L	2-15	2/26	<b>Saint Louis</b>	W	11-1	3/4	% vs. S.E. Louisiana	W	8-2
3/8	at Missouri	W	6-4	3/9	at Arkansas-Little Rock	L	4-7	3/1	at Kansas State	W	8-3	3/7	at Vanderbilt	W	5-4
3/8	at Missouri	L	1-6	3/10	at Arkansas-Little Rock	W	7-2	3/4	at Texas A&M-CC	L	1-3	3/8	at Belmont	W	13-5
3/11	at Stetson	L	2-3	3/12	at #21 Oklahoma	W	3-2	3/7	at Texas A&M-CC	W (11)	3-2	3/10	at Tennessee Tech	W	17-3
3/12	at Stetson	L	2-3	3/13	at #21 Oklahoma	L	1-6	3/9	at Texas A&M-CC	L	2-7	3/11	at Tennessee Tech	W	18-10
3/14	% vs. Navy	W	7-2	3/14	at #21 Oklahoma	W	9-7	3/9	at Texas Pan-American	L	4-7	3/12	at Tennessee Tech	W	8-5
3/14	% vs. Eastern Illinois	L (12)	1-2	3/19	<b>North Dakota State</b>	W	14-2	3/11	at Texas Pan-American	W	11-0	3/12	<b>North Dakota State</b>	W	13-4
3/15	% vs. Notre Dame	L	3-10	3/20	<b>Winona State</b>	W (7)	26-4	3/12	at Texas Pan-American	W	11-7	3/15	<b>North Dakota State</b>	W	12-6
3/21	* at Illinois State	W	11-1	3/23	<b>#18 Nebraska</b>	L	3-7	3/15	<b>South Dakota State</b>	W (7)	13-0	3/17	<b>Northern Colorado</b>	W	2-0
3/22	* at Illinois State	L (7)	10-11	3/26	* at Missouri State	W (10)	2-0	3/15	<b>South Dakota State</b>	W (7)	3-2	3/18	<b>Northern Colorado</b>	W	6-1
3/22	* at Illinois State	W	8-4	3/27	* at Missouri State	L	0-5	3/18	<b>Northern Colorado</b>	W	14-8	3/24	* at Bradley	L	0-4
3/23	* at Illinois State	L	6-10	3/27	* at Missouri State	W	3-2	3/19	<b>Northern Colorado</b>	W	4-0	3/25	* at Bradley	W	7-5
3/25	<b>Kansas State</b>	W	11-6	4/2	* Evansville	W	9-4	3/20	<b>Northern Colorado</b>	W	13-3	3/26	* at Bradley	L	0-3
3/29	* Missouri State	W	3-2	4/3	* Evansville	W	1-0	3/23	<b>North Dakota State</b>	W (7)	5-3	3/31	* #13 Wichita State	W (11)	2-1
3/29	* Missouri State	W (11)	4-3	4/4	* Evansville	W	11-4	3/23	<b>North Dakota State</b>	W (7)	12-3	4/1	* #13 Wichita State	W	3-0
3/30	* Missouri State	L	1-11	4/7	at Kansas State	L	0-7	3/26	* at Illinois State	W	8-2	4/2	* #13 Wichita State	L (8)	1-3
3/30	* Missouri State	L	2-4	4/9	<b>Northern Colorado</b>	L	4-5	3/26	* at Illinois State	W	4-1	4/4	* #13 Wichita State	L	4-6
4/1	! at Nebraska-Omaha	W	17-15	4/10	<b>Northern Colorado</b>	W	7-4	3/27	* at Illinois State	W	7-4	4/8	* Illinois State	W	8-6
4/4	* at Evansville	W	6-4	4/11	<b>Northern Colorado</b>	L	3-11	3/29	at #7 Nebraska	L	2-10	4/8	* Illinois State	W (7)	14-4
4/5	* at Evansville	L (7)	6-10	4/14	<b>UW-Milwaukee</b>	W	8-4	4/1	* Southern Illinois	W	5-3	4/9	* Illinois State	L	13-14
4/5	* at Evansville	W	3-1	4/16	* Illinois State	W	8-5	4/2	* Southern Illinois	W	3-1	4/11	<b>Kansas State</b>	L	4-5
4/6	* at Evansville	W	2-0	4/17	* Illinois State	L	4-6	4/3	* Southern Illinois	L	1-3	4/14	* at Southern Illinois	L (10)	2-3
4/12	! #17 Notre Dame	L	1-2	4/18	* Illinois State	W (14)	9-7	4/5	! #4 Nebraska	W	4-3	4/15	* at Southern Illinois	W	2-1
4/13	! #17 Notre Dame	L	12-13	4/20	at #20 Nebraska	W	6-4	4/8	! * Missouri State	W	6-2	4/16	* at Southern Illinois	L	2-7
4/15	<b>Dana College</b>	W (7)	28-8	4/23	* at Southern Illinois	L	2-4	4/9	* Missouri State	W	7-6	4/18	at #4 Nebraska	L	2-4
4/18	* Northern Iowa	L	2-11	4/24	* at Southern Illinois	L	6-9	4/10	* Missouri State	W	7-0	4/21	* Evansville	L	2-9
4/19	* Northern Iowa	L	3-9	4/25	* at Southern Illinois	W	3-0	4/15	* at Indiana State	W	6-5	4/22	* Evansville	W (8)	13-3
4/20	* Northern Iowa	L	11-15	4/25	* at Southern Illinois	L	4-7	4/16	* at Indiana State	W	11-5	4/23	* Evansville	L	1-7
4/20	* Northern Iowa	L (10)	6-9	4/27	! Kansas State	W	4-1	4/17	* at Indiana State	L	0-2	4/26	@ vs. #30 Kansas	L	1-9
4/22	at #6 Nebraska	L	7-8	4/30	* at Northern Iowa	W	5-3	4/20	<b>UW-Milwaukee</b>	W (7)	3-2	5/5	* at Missouri State	W	10-6
4/25	* at Wichita State	L	1-6	5/1	* at Northern Iowa	L	5-6	4/20	<b>UW-Milwaukee</b>	W (7)	9-1	5/6	* at Missouri State	W (7)	10-0
4/26	* at Wichita State	W (7)	3-0	5/1	* at Northern Iowa	W	10-2	4/22	* at Wichita State	L	0-8	5/7	* at Missouri State	L	3-8
4/26	* at Wichita State	W	6-5	5/2	* at Northern Iowa	L	1-3	4/23	* at Wichita State	L	3-4	5/9	at North Dakota State	W (7)	3-2
4/26	* at Wichita State	W (7)	16-0	5/7	! * #12 Wichita State	W	4-1	4/24	* at Wichita State	W	10-1	5/9	at North Dakota State	W (7)	3-0
4/29	at #4 Nebraska	L	0-8	5/8	* #12 Wichita State	W	2-1	4/26	at South Dakota State	W	13-1	5/12	! * Indiana State	W	6-3
5/2	* Southern Illinois	L	1-3	5/8	* #12 Wichita State	W	8-1	4/29	* Bradley	W	10-8	5/13	! * Indiana State	W	5-0
5/3	* Southern Illinois	W (7)	11-1	5/9	* #12 Wichita State	L	2-15	4/30	* Bradley	W (7)	15-2	5/14	* Indiana State	W	6-3
5/3	* Southern Illinois	L	7-9	5/14	* at Bradley	W (8)	11-1	5/1	* Bradley	W	4-1	5/16	! #10 Nebraska	L	1-4
5/9	* at Indiana State	L	8-9	5/15	* at Bradley	W	4-2	5/6	* Northern Iowa	L (8)	7-17	5/18	* at Northern Iowa	L	6-12
5/10	* at Indiana State	W (7)	3-1	5/15	* at Bradley	L	2-4	5/7	* Northern Iowa	L	5-9	5/19	* at Northern Iowa	W	4-3
5/10	* at Indiana State	W	7-1	5/16	* at Bradley	W	7-3	5/8	* Northern Iowa	W	9-1	5/20	* at Northern Iowa	L	0-3
5/11	* at Indiana State	L	6-7	5/18	! Nebraska	L	1-12	5/10	! #3 Nebraska	W	5-3	5/24	^ at Wichita State	W	11-8
5/13	! #8 Nebraska	L	5-9	5/20	* Indiana State	W	8-3	5/13	* at Evansville	W (11)	8-7	5/25	^ vs. Missouri State	L	1-3
5/15	* Bradley	L (11)	4-6	5/21	* Indiana State	W	11-9	5/14	* at Evansville	W	7-5	5/26	^ vs. Bradley	L	0-1
5/16	* Bradley	L	8-11	5/21	* Indiana State	W (7)	12-2	5/15	* at Evansville	L	4-6				
5/16	* Bradley	L	1-6	5/22	* Indiana State	W	2-1	5/18	at North Dakota State	W (7)	7-4				
5/17	* Bradley	W	2-0	5/26	^ vs. Indiana State	W	14-4	5/19	at North Dakota State	W (7)	16-1				
5/21	^ vs. Missouri State	L	1-5	5/27	^ vs. Southern Illinois	L	5-6	5/25	^ vs. Bradley	W	9-7				
5/22	^ vs. Indiana State	L	0-2	5/28	^ vs. Evansville	L	4-6	5/26	^ vs. Evansville	W	6-0				
								5/27	^ at Wichita State	L	0-3				
								5/27	^ vs. Indiana State	W (8)	16-3				
								5/28	^ at Wichita State	W	4-3				
								5/28	^ at Wichita State	L	3-10				
								6/3	\$ vs. #17 NC State	W	8-3				
								6/4	\$ at #3 Nebraska	L	8-10				
								6/5	\$ vs. #17 NC State	W	11-9				
								6/5	\$ at #3 Nebraska	L	2-10				

~ - Aggie Classic, College Station, Texas  
 % - Kennel Club Classic, Jacksonville, Fla.  
 ! - Games played at Rosenblatt Stadium  
 \* - MVC Regular Season game  
 ^ - MVC Tournament at Wichita State

! - Game at Rosenblatt Stadium  
 % - At Air Force, Colorado Springs, Colo.  
 \* - MVC Regular Season game  
 ^ - MVC Tournament at Missouri State

! - Game at Rosenblatt Stadium  
 \* - MVC Regular Season game  
 ^ - MVC Tournament at Wichita State  
 \$ - NCAA Regional, Lincoln, Neb.

& - Played in Mesa, Ariz.  
 % - Played in Cape Girardeau, Mo.  
 @ - Best of the Midwest Tournament, K.C., Mo.  
 \* - MVC Regular Season game  
 ! - Game at Rosenblatt Stadium  
 ^ - MVC Tournament at Wichita State

# Year-by-Year Results

## 2007: 45-16, 19-5 MVC

### 1-2 NCAA Regionals

Head Coach: Ed Servais

Date	Opponent	W/L	Score
2/9	\$ vs. Gardner-Webb	W	4-3
2/10	at #25 Winthrop	L	3-4
2/11	\$ vs. Maryland	L	4-10
2/23	# vs. Arkansas State	W	6-3
2/24	at Lamar	L	3-12
2/25	# vs. Northwestern	L	3-4
3/3	at Arkansas-Little Rock	W	10-6
3/3	at Arkansas-Little Rock	W (10)	4-2
3/4	at Arkansas-Little Rock	W	8-4
3/6	at Oklahoma	L	2-4
3/7	at Oklahoma	L	2-8
3/9	Saint Louis	W	6-1
3/10	Saint Louis	W (10)	5-4
3/11	Saint Louis	W	14-0
3/13	South Dakota State	L	4-13
3/16	North Dakota State	W	7-4
3/17	North Dakota State	W	5-3
3/18	North Dakota State	W	10-6
3/18	North Dakota State	W	9-8
3/23	* at Evansville	L	0-6
3/24	* at Evansville	W	4-3
3/25	* at Evansville	W	9-1
3/27	#25 Missouri	W	4-3
3/30	* Northern Iowa	W	13-3
4/1	* Northern Iowa	W	10-5
4/1	* Northern Iowa	W	8-1
4/3	! Nebraska	L	10-12
4/6	* at #8 Wichita State	W	3-2
4/7	* at #8 Wichita State	L	1-2
4/8	* at #8 Wichita State	L	1-7
4/11	at Kansas State	W	3-1
4/13	* Bradley	W	4-2
4/14	* Bradley	W	4-2
4/15	* Bradley	W	3-2
4/17	at Nebraska	W	2-1
4/20	* at Indiana State	W	15-5
4/21	* at Indiana State	W	3-2
4/22	* at Indiana State	W (7)	16-0
4/27	Northern Colorado	W	8-4
4/28	Northern Colorado	W	9-4
4/29	Northern Colorado	W	17-6
5/4	! * Southern Illinois	L (11)	3-4
5/5	! * Southern Illinois	W	5-2
5/6	* Southern Illinois	W	7-0
5/9	at North Dakota State	W (7)	12-2
5/9	at North Dakota State	W (7)	13-5
5/11	* at Illinois State	W	10-3
5/12	* at Illinois State	W	5-3
5/13	* at Illinois State	W	7-3
5/15	! Nebraska	W	9-2
5/17	* Missouri State	W	1-0
5/18	* Missouri State	W	3-2
5/19	* Missouri State	L	3-4
5/23	^ vs. Southern Illinois	W	8-5
5/24	^ vs. Bradley	W	2-0
5/25	^ vs. Bradley	W (7)	17-2
5/26	^ vs. #12 Wichita State	L	1-2
5/26	^ vs. #12 Wichita State	W (12)	10-9
6/1	& vs. #22 Oklahoma State	L	4-6
6/2	& vs. Albany	W	21-11
6/3	& at #11 Arkansas	L	0-6

## 2008: 37-21, 16-8 MVC

Head Coach: Ed Servais

Date	Opponent	W/L	Score
2/22	at Washington State	W	8-4
2/23	at Washington State	L	3-8
2/24	at Washington State	L	4-5
3/1	at Tennessee-Martin	W	9-4
3/1	at Tennessee-Martin	W	12-1
3/2	at Tennessee-Martin	W	8-2
3/5	at Memphis	W	11-3
3/5	at Memphis	W	10-8
3/7	\$ vs. Western Carolina	L	8-11
3/8	\$ vs. Michigan State	W	15-1
3/9	\$ at #6 Rice	L	6-7
3/15	Chicago State	W (7)	11-0
3/15	Chicago State	W (7)	7-0
3/16	Chicago State	W (7)	16-2
3/16	Chicago State	W (7)	9-0
3/18	Northern Colorado	W	5-4
3/19	Northern Colorado	W	8-5
3/21	* at Missouri State	L	8-9
3/22	* at Missouri State	L	1-3
3/23	* at Missouri State	W	8-4
3/25	South Dakota State	W (11)	9-8
3/26	at Kansas State	L	1-11
3/28	* Illinois State	W	4-0
3/29	* Illinois State	W	15-6
3/30	* Illinois State	W	5-0
4/4	* at Bradley	W	9-3
4/5	* at Bradley	W	12-3
4/6	* at Bradley	L (12)	3-4
4/9	North Dakota State	W (7)	2-0
4/9	North Dakota State	W (7)	1-0
4/12	! * #5 Wichita State	W	7-3
4/13	! * #5 Wichita State	L	3-11
4/13	! * #5 Wichita State	L	2-3
4/15	! Kansas State	W (11)	6-5
4/16	! Iowa	L	3-8
4/19	* at Northern Iowa	W	3-2
4/19	* at Northern Iowa	L	2-4
4/20	* at Northern Iowa	W	7-9
4/22	at #10 Nebraska	L	3-4
4/23	! #10 Nebraska	L	7-16
4/25	* Evansville	W	9-4
4/26	* Evansville	W	7-1
4/27	* Evansville	W (7)	13-1
5/3	* at Southern Illinois	W	5-0
5/3	* at Southern Illinois	W (10)	9-8
5/4	* at Southern Illinois	L	4-5
5/6	at #14 Missouri	L	4-5
5/9	* Indiana State	W (12)	6-5
5/11	* Indiana State	W	5-2
5/11	* Indiana State	W	7-4
5/13	! #6 Nebraska	L	1-8
5/15	! Louisiana-Monroe	W	8-5
5/16	! Louisiana-Monroe	W	8-3
5/17	Louisiana-Monroe	L	2-7
5/21	^ vs. Bradley	W (8)	14-2
5/22	^ vs. Missouri State	L	5-9
5/22	^ vs. Northern Iowa	W	4-2
5/23	^ vs. Southern Illinois	L	5-6

\$ - Played in Houston, Texas  
 \* - MVC Regular Season game  
 ^ - MVC Tournament at Wichita State  
 ! - Game at Rosenblatt Stadium

## 2009: 31-25, 14-9 MVC

Head Coach: Ed Servais

Date	Opponent	W/L	Score
2/20	at Sam Houston State	L	6-8
2/21	at Sam Houston State	L (10)	3-4
2/21	at Sam Houston State	L	5-7
2/22	at Sam Houston State	L (11)	4-5
2/27	\$ vs. Dayton	L	1-3
2/28	\$ vs. Gonzaga	L	3-11
3/1	\$ vs. Notre Dame	W	6-3
3/3	at Kansas State	L	1-12
3/6	@ vs. Stony Brook	L	2-8
3/7	@ vs. Albany	W	20-5
3/7	@ at #16 Coastal Carolina	L	7-8
3/8	@ vs. IPFW	W	7-2
3/10	@ at #14 Coastal Carolina	L	0-1
3/11	at UNC Wilmington	L	2-6
3/14	South Dakota State	W	8-2
3/15	South Dakota State	L	2-4
3/15	South Dakota State	W	12-3
3/20	* at Indiana State	W	7-3
3/21	* at Indiana State	W	9-4
3/22	* at Indiana State	L	3-8
3/24	North Dakota	W	13-6
3/25	North Dakota	L	6-7
3/28	* Southern Illinois	W	4-3
3/28	* Southern Illinois	W	4-3
3/29	* Southern Illinois	W (7)	10-0
4/1	! Kansas State	W	5-1
4/3	* at Evansville	W	7-4
4/4	* at Evansville	L	3-4
4/5	* at Evansville	W (10)	10-5
4/7	at Nebraska	W	15-0
4/10	! * Northern Iowa	W	3-2
4/11	! * Northern Iowa	L	0-2
4/12	* Northern Iowa	W (7)	14-1
4/14	! Kansas	L (10)	6-7
4/15	! Air Force	W (7)	6-5
4/15	! Air Force	W (7)	6-0
4/17	Illinois-Chicago	W	9-4
4/19	Illinois-Chicago	W	4-3
4/21	! Nebraska	L (12)	3-4
4/24	! * Bradley	W	7-2
4/25	* Bradley	W	5-0
4/28	at South Dakota State	W	5-2
4/29	at Iowa	W	12-3
5/1	* at Illinois State	W	8-3
5/2	* at Illinois State	W	12-2
5/3	* at Illinois State	W	10-6
5/8	* Missouri State	L	5-6
5/9	! * Missouri State	L	7-10
5/10	* Missouri State	L	3-8
5/14	* at Wichita State	L	1-4
5/15	* at Wichita State	L	2-5
5/16	* at Wichita State	L (7)	1-11
5/20	^ vs. Southern Illinois	W	5-1
5/21	^ at Wichita State	W (7)	11-0
5/22	^ vs. Missouri State	W (10)	7-6
5/23	^ at Wichita State	L	2-4

\$ - Phoenix Classic played in Phoenix, Ariz.  
 @ - Caravelle Tournament in Conway, S.C.  
 \* - MVC Regular Season game  
 ^ - MVC Tournament at Wichita State  
 ! - Game at Rosenblatt Stadium

## 2010: 27-25, 9-12 MVC

Head Coach: Ed Servais

Date	Opponent	W/L	Score
2/20	vs. SIU Edwardsville	W	22-0
2/20	at Central Arkansas	W	3-2
2/27	# vs. Northwestern State	L	7-8
2/28	# at Stephen F. Austin	W (10)	9-8
3/5	% vs. N. Colorado	W	15-8
3/5	% at Sam Houston State	W (10)	6-5
3/6	% vs. Northern Colorado	L	3-10
3/7	% at Sam Houston State	L	10-11
3/10	at UT Arlington	W	11-5
3/12	& vs. South Dakota State	W	4-2
3/13	& at Minnesota	W	6-4
3/14	& vs. Harvard	L	2-5
3/16	at #25 Kansas State	W	7-4
3/19	at Illinois-Chicago	W	13-10
3/23	at Kansas	L	4-5
3/26	* at Southern Illinois	W	4-2
3/27	* at Southern Illinois	W	2-1
3/27	* at Southern Illinois	L (11)	4-5
4/2	! * Indiana State	L	5-8
4/3	! * Indiana State	L (10)	3-5
4/4	* Indiana State	W	7-6
4/6	at Nebraska	W	13-5
4/7	! Kansas	L	4-5
4/9	* Illinois State	L	6-7
4/10	* Illinois State	L	6-7
4/11	* Illinois State	L	2-6
4/16	* at Bradley	W	7-5
4/17	* at Bradley	L	4-8
4/18	* at Bradley	W	12-3
4/20	! Nebraska	W	8-5
4/23	* at Missouri State	W	8-2
4/25	* at Missouri State	L	4-5
4/25	* at Missouri State	L	5-6
4/27	Air Force	L (7)	3-4
4/27	Air Force	L (7)	2-6
4/28	! Iowa	W	15-10
4/30	* Evansville	W	3-2
5/1	* Evansville	W	7-3
5/2	* Evansville	W (7)	15-5
5/7	! * Wichita State	L	0-8
5/8	! * Wichita State	L	3-8
5/9	* Wichita State	L	7-8
5/14	! Seattle	L	4-6
5/15	Seattle	W	3-1
5/16	Seattle	W	3-2
5/18	! Nebraska	L	5-21
5/21	New Orleans	W	10-1
5/21	New Orleans	W	14-8
5/22	! New Orleans	L	5-11
5/25	^ vs. Indiana State	L (10)	7-8
5/26	^ vs. Bradley	W (12)	6-5
5/27	^ vs. Indiana State	L	7-9

# - Stephen F. Austin Invitational (Nacogdoches, Texas)  
 % - Bearkat Invitational (Huntsville, Texas)  
 & - Metrodome Tournament (Minneapolis, Minn.)  
 ! - Game at Rosenblatt Stadium  
 \* - MVC Regular Season game  
 ^ - MVC Tournament at Wichita State

\$ - Played in Rock Hill, S.C.  
 # - Played in Beaumont, Texas  
 \* - MVC Regular Season game  
 ! - Game at Rosenblatt Stadium  
 ^ - MVC Tournament at Missouri State  
 & - NCAA Regional, Fayetteville, Ark.

# Year-by-Year Results

2011: 45-16, 15-6 MVC 1-2 NCAA Regionals Head Coach: Ed Servais				2012: 28-30, 6-14 MVC 2-2 NCAA Regionals Head Coach: Ed Servais				2013: 30-18, 13-8 MVC Head Coach: Ed Servais				2014: 32-17-1, 14-4 BIG EAST Head Coach: Ed Servais			
Date	Opponent	W/L	Score	Date	Opponent	W/L	Score	Date	Opponent	W/L	Score	Date	Opponent	W/L	Score
2/19	% vs. Toledo	W	5-1	2/17	at Central Arkansas	W	4-3	2/15	at Dallas Baptist	W	11-9	2/14	at Arkansas-Little Rock	L	1-5
2/19	% vs. Canisius	W	6-3	2/18	at Central Arkansas	W (10)	7-3	2/16	at Dallas Baptist	W	15-6	2/15	at Arkansas-Little Rock	L	4-7
2/20	% vs. Canisius	L	1-4	2/19	at Central Arkansas	W	5-1	2/17	at Dallas Baptist	W	3-1	2/16	at Arkansas-Little Rock	L	1-7
2/22	at Kansas	W	4-3	2/24	at Portland	L (10)	2-3	3/1	# at BYU	L	0-9	2/21	% vs. Minnesota	L	5-10
2/25	at New Mexico	W	4-3	2/26	vs. Portland	L	3-5	3/1	# at BYU	W	5-1	2/22	% vs. Minnesota	W	11-4
2/26	at New Mexico	W	10-6	3/2	at UC Davis	W	7-6	3/2	# at BYU	L	5-14	2/23	% vs. Minnesota	W	8-0
2/26	at New Mexico	W	4-3	3/3	at UC Davis	L	3-6	3/8	vs. Arkansas-Little Rock	W	4-2	2/28	at Charlotte	W (10)	7-6
2/27	at New Mexico	W (11)	8-7	3/4	at UC Davis	W	7-6	3/9	at Austin Peay	L	8-9	3/1	at Charlotte	W	3-1
3/6	at Arkansas State	W	5-2	3/6	at California	L	5-7	3/10	vs. Milwaukee	W	14-6	3/2	at Charlotte	T (10)	5-5
3/6	at Arkansas State	W	6-0	3/7	at Sacramento State	L	2-7	3/12	at SE Missouri State	W	17-2	3/8	\$ at Arkansas State	W	7-3
3/7	at Arkansas State	L	6-8	3/9	at Pacific	W	11-9	3/14	! North Dakota	W	4-1	3/9	\$ at Arkansas State	W	5-4
3/9	at Central Arkansas	L	7-8	3/10	at Pacific	L	3-9	3/15	Pacific	W	7-2	3/10	at Arkansas State	L	2-6
3/11	South Dakota State	W	6-0	3/11	at Pacific	W	12-2	3/16	Pacific	L	2-5	3/11	at Central Arkansas	W	10-2
3/12	South Dakota State	W	6-3	3/13	BYU	W	2-0	3/17	Pacific	W	5-2	3/14	South Dakota State	W (10)	5-4
3/13	South Dakota State	W	13-0	3/14	Louisiana Tech	W	3-1	3/22	* at Evansville	W	6-1	3/15	South Dakota State	W	3-1
3/16	at Air Force	L	1-2	3/16	! North Dakota	L	1-4	3/23	* at Evansville	L	1-4	3/19	at Nebraska	L (10)	4-5
3/16	at Air Force	W	11-9	3/17	! North Dakota	W	12-3	3/24	* at Evansville	W	6-2	3/21	Fresno State	W	2-1
3/19	vs. Valparaiso	W	1-0	3/17	! North Dakota	W	16-3	3/29	Nebraska-Omaha	W	4-3	3/23	Fresno State	W	6-2
3/19	at SIU Edwardsville	W (10)	4-3	3/23	* at Missouri State	L	0-3	3/30	at Nebraska-Omaha	W	11-4	3/26	Kansas	L	0-11
3/21	BYU	W	6-5	3/24	* at Missouri State	L	0-7	3/31	Nebraska-Omaha	L	2-4	3/28	Kansas State	W	4-3
3/22	BYU	L	4-11	3/25	* at Missouri State	L	3-5	4/2	at Kansas	W	6-4	3/29	Kansas State	L	5-8
3/28	North Dakota State	W	3-2	3/27	Nebraska-Omaha	L	2-3	4/5	* Bradley	W	5-4	3/30	Kansas State	L	2-8
4/1	Portland	W	11-3	3/30	* Evansville	L	4-8	4/6	* Bradley	W	7-5	3/31	#25 UNLV	L	1-3
4/2	Portland	W	12-0	3/31	* Evansville	W (10)	3-2	4/7	* Bradley	W	7-3	4/5	North Dakota	W	6-2
4/3	Portland	W	4-3	4/1	* Evansville	L	0-1	4/12	* at Indiana State	L	1-6	4/5	North Dakota	W	4-3
4/5	at Nebraska	L	5-8	4/3	Kansas	W	7-3	4/13	* at Indiana State	L	4-5	4/6	North Dakota	W	8-6
4/8	* at Illinois State	L	4-5	4/6	* Indiana State	L	3-6	4/14	* at Indiana State	L	3-5	4/8	Nebraska	L	2-4
4/9	* at Illinois State	W	8-2	4/7	* Indiana State	L (12)	0-2	4/16	Kansas	W	12-4	4/11	* Georgetown	W	2-0
4/10	* at Illinois State	W	6-5	4/8	* Indiana State	W	8-0	4/19	* Southern Illinois	W	4-3	4/12	* Georgetown	W	13-4
4/12	Kansas State	W	7-6	4/10	at Nebraska	L	3-5	4/20	* Southern Illinois	W	5-3	4/12	* Georgetown	W	16-5
4/15	* at Indiana State	W	4-0	4/13	South Dakota State	L	2-5	4/21	* Southern Illinois	W	9-1	4/17	* at Villanova	L	3-6
4/16	* at Indiana State	W	9-5	4/15	South Dakota State	W	6-5	4/26	Nebraska	W	5-3	4/18	* at Villanova	W	12-6
4/17	* at Indiana State	W	6-5	4/21	* at Southern Illinois	L	0-4	4/27	Rutgers	W (11)	3-2	4/19	* at Villanova	W	4-0
4/19	! Nebraska	L	1-2	4/21	* at Southern Illinois	L	6-7	4/30	Oklahoma State	L	5-6	4/22	Nebraska-Omaha	L	1-4
4/22	! * Southern Illinois	W (10)	5-4	4/22	* at Southern Illinois	L	5-6	5/3	Kansas State	L	3-6	4/25	* Butler	W	8-1
4/23	! * Southern Illinois	L	2-3	4/24	Nebraska	L	1-4	5/4	* at Illinois State	L	2-9	4/26	* Butler	W	2-1
4/24	! * Southern Illinois	L	1-2	4/28	* Illinois State	W (15)	6-5	5/4	* at Illinois State	L	0-6	4/26	* Butler	W	4-2
4/26	! Kansas	W	5-3	4/28	* Illinois State	L	2-7	5/5	* at Illinois State	W (11)	9-4	5/2	* Seton Hall	L	2-8
4/29	! * Bradley	W	7-3	5/4	* at Bradley	L	1-3	5/8	South Dakota State	W	7-1	5/3	* Seton Hall	W (10)	4-3
4/30	! * Bradley	W	10-1	5/5	* at Bradley	W	7-4	5/10	* at Wichita State	W	6-5	5/4	* Seton Hall	W (10)	8-7
5/1	! * Bradley	W (7)	16-6	5/6	* at Bradley	W	4-2	5/11	* at Wichita State	W	3-1	5/9	* at St. John's	L	5-6
5/6	* at Wichita State	L	0-8	5/8	Nebraska	W	8-1	5/12	* at Wichita State	L	1-4	5/11	* at St. John's	W	13-11
5/7	* at Wichita State	W	7-5	5/9	Nebraska-Omaha	W	6-1	5/14	Nebraska	L	9-12	5/11	* at St. John's	W	15-5
5/8	* at Wichita State	L	3-12	5/11	Dallas Baptist	W	4-1	5/16	* Missouri State	W	4-3	5/13	Stephen F. Austin	W	10-8
5/10	! Nebraska	W	9-8	5/12	Dallas Baptist	L	2-5	5/17	* Missouri State	L	2-3	5/15	* at Xavier	L	4-9
5/14	* at Evansville	W (12)	2-1	5/13	Dallas Baptist	L	6-8	5/18	* Missouri State	W	6-3	5/16	* at Xavier	W	7-2
5/15	* at Evansville	W	4-0	5/15	Iowa	L	4-5	5/21	^ vs. Indiana State	L	3-4	5/17	* at Xavier	W (12)	7-6
5/16	* at Evansville	L	1-10	5/17	* Wichita State	W	7-3	5/22	^ vs. Wichita State	L	4-11	5/22	^ vs. Xavier	W	9-2
5/17	at Iowa	W	5-3	5/18	* Wichita State	L	0-2					5/23	^ vs. Seton Hall	W	2-1
5/19	! * Missouri State	W	3-2	5/19	* Wichita State	L	1-5					5/25	^ vs. Xavier	L	0-5
5/20	! * Missouri State	W	3-1	5/22	^ vs. Indiana State	W	5-0								
5/21	! * Missouri State	W	3-1	5/23	^ vs. Illinois State	W	11-5								
5/25	! ^ Bradley	W	4-1	5/24	^ vs. Illinois State	W	10-3								
5/25	! ^ Missouri State	L	3-10	5/26	^ vs. Southern Illinois	W	8-6								
5/26	! ^ Southern Illinois	W	5-0	6/1	& vs. UCLA	L	0-3								
5/26	! ^ Missouri State	W	6-5	6/2	& vs. San Diego	W	8-2								
5/27	! ^ Missouri State	W (12)	4-3	6/3	& vs. New Mexico	W	7-2								
5/28	! ^ Wichita State	W	3-1	6/3	& vs. UCLA	L	5-13								
6/3	& vs. Georgia	W	2-1												
6/4	& at #13 Oregon State	L	1-5												
6/5	& vs. Georgia	L (11)	4-5												

% - Game played at USA Baseball Training Facility; Cary, N.C.  
 \* - MVC Regular Season game  
 ^ - MVC Tournament at Creighton  
 & - NCAA Tournament (Corvallis, Ore.)  
 ! - Game played at TD Ameritrade Park Omaha

! - Game played at CU Sports Complex  
 \* - MVC Regular Season game  
 ^ - MVC Tournament at Missouri State  
 & - NCAA Tournament played (Los Angeles, Calif.)

% - Played in Fort Myers, Fla.  
 & - Played in Millington, Tenn.  
 \* - BIG EAST Regular Season game  
 ^ - BIG EAST Tournament in New York, N.Y.

# Year-by-Year Results

2015: 32-19, 13-4 BIG EAST				2016: 38-17, 13-5 BIG EAST				2017: 24-25, 11-4 BIG EAST				2018: 34-16, 8-9 BIG EAST			
Head Coach: Ed Servais				Head Coach: Ed Servais				Head Coach: Ed Servais				Head Coach: Ed Servais			
Date	Opponent	W/L	Score	Date	Opponent	W/L	Score	Date	Opponent	W/L	Score	Date	Opponent	W/L	Score
2/13	at CSU Bakersfield	W	5-0	2/19	at Fresno State	L	1-2	2/17	at UAB	L	2-3	2/16	% vs. Northeastern	W	15-7
2/14	at CSU Bakersfield	W	5-1	2/20	at Fresno State	L	1-2	2/18	at UAB	L	1-5	2/17	% vs. Northeastern	L	7-12
2/15	at CSU Bakersfield	W	10-4	2/21	at Fresno State	L	3-7	2/19	at UAB	L	1-14	2/18	% vs. Northeastern	L	3-8
2/20	at Northwestern State	W (10)	4-3	2/26	at Stetson	W	5-1	2/24	% at Santa Clara	W	3-1	2/23	at UC Davis	W	6-3
2/20	at Northwestern State	L	2-6	2/27	at Stetson	W	4-1	2/25	% vs. Michigan	L (10)	6-7	2/24	at UC Davis	W	9-6
2/27	at Tulane	L	2-8	2/28	at Stetson	W	7-5	2/26	% vs. Saint Louis	L	3-7	2/25	at UC Davis	W (11)	10-7
2/28	at Tulane	W	7-2	3/4	at Murray State	W	7-2	3/3	at Abilene Christian	L (10)	2-3	3/2	at Central Arkansas	W	12-5
3/1	at Tulane	L	2-3	3/5	at Murray State	W	9-4	3/4	at Abilene Christian	L (10)	7-8	3/3	at Central Arkansas	L	2-6
3/7	Minnesota	L (12)	6-8	3/6	at Murray State	W	10-5	3/5	at Abilene Christian	L	3-4	3/4	at Central Arkansas	L	6-7
3/8	Minnesota	L	0-9	3/9	at Kansas State	L	2-8	3/8	at Air Force	L (7)	9-12	3/6	at Arkansas-Pine Bluff	W	10-6
3/10	at Kansas State	L	5-10	3/11	UAB	W	2-1	3/8	at Air Force	L (7)	5-7	3/9	at Minnesota	W	7-3
3/11	at Kansas State	W	6-3	3/12	UAB	W	3-1	3/17	Utah Valley	L (11)	1-2	3/10	at Minnesota	W	7-3
3/13	Utah Valley	W	6-2	3/13	UAB	W	4-3	3/18	Utah Valley	W	3-2	3/11	at Minnesota	L	1-15
3/14	Utah Valley	W	4-3	3/18	North Dakota	W	7-1	3/18	Utah Valley	W	6-5	3/13	at Kansas State	W	13-3
3/14	Utah Valley	L	1-2	3/20	North Dakota	W (7)	5-0	3/19	Utah Valley	W	19-5	3/17	Wichita State	W	3-1
3/15	Utah Valley	W	11-3	3/20	North Dakota	W	7-1	3/22	at Kansas	W	7-3	3/18	Wichita State	L	4-7
3/17	South Dakota State	W	4-2	3/22	Kansas State	W	5-4	3/26	UC Davis	L	1-12	3/23	at Illinois State	W	5-1
3/22	at Stony Brook	W	8-3	3/25	Stony Brook	W	5-4	3/27	UC Davis	W	2-1	3/23	at Illinois State	W	7-5
3/25	Air Force	W (14)	4-3	3/27	Stony Brook	W	4-0	3/28	UC Davis	W	4-3	3/27	Nebraska	W	3-1
3/27	Stetson	W	6-5	3/27	Stony Brook	W (10)	4-0	3/31	Winthrop	W	7-1	3/30	Evansville	W	2-1
3/28	Stetson	W	3-2	3/29	at Nebraska	L	2-8	4/1	Winthrop	L	0-4	3/31	Evansville	W	5-4
3/29	Stetson	W	15-5	4/1	Jacksonville	L (10)	3-4	4/2	Winthrop	L	1-2	4/1	Evansville	W	12-7
3/31	at #18 Nebraska	L	1-5	4/2	Jacksonville	W	4-0	4/4	at Nebraska	L	6-14	4/4	Kansas State	W	8-3
4/2	* at Georgetown	L	3-4	4/3	Jacksonville	W	2-1	4/7	* #14 St. John's	L (14)	2-3	4/7	& * vs. Butler	L	4-6
4/4	* at Georgetown	W	4-2	4/8	* Seton Hall	W	3-1	4/8	* #14 St. John's	W	7-4	4/8	* vs. Butler	W	3-2
4/4	* at Georgetown	W	4-3	4/9	* Seton Hall	W	7-1	4/9	* #14 St. John's	W	5-1	4/10	South Dakota State	W	9-4
4/10	* Xavier	W	8-2	4/10	* Seton Hall	L	4-5	4/11	South Dakota State	W (11)	6-5	4/11	Kansas	W	14-11
4/11	* Xavier	W	6-1	4/12	Nebraska	W	4-3	4/13	* at Georgetown	W	7-5	4/13	* at St. John's	L	2-6
4/12	* Xavier	W	3-1	4/13	South Dakota State	W (11)	6-5	4/14	* at Georgetown	W	6-4	4/14	* at St. John's	L	1-5
4/14	#23 Nebraska	L	6-7	4/15	* Butler	W	2-1	4/15	* at Georgetown	W	11-9	4/14	* at St. John's	L	3-4
4/17	* St. John's	W	6-0	4/16	* Butler	W	6-4	4/18	Nebraska	W	5-2	4/17	Nebraska-Omaha	W	9-2
4/18	* St. John's	L	1-4	4/17	* Butler	W (10)	4-3	4/21	* Villanova	W	6-5	4/20	* at Xavier	W	24-8
4/21	Nebraska-Omaha	W	8-2	4/19	at Arkansas	L	2-6	4/22	* Villanova	W	11-2	4/21	* at Xavier	W	7-3
4/24	* at Butler	W	5-1	4/22	at #20 Brigham Young	L	4-13	4/23	* Villanova	W	2-1	4/22	* at Xavier	L	8-12
4/26	* at Butler	L	1-2	4/23	at #20 Brigham Young	W	10-2	4/26	Wichita State	W (10)	4-3	4/24	at Nebraska	W	12-9
4/26	* at Butler	W	1-0	4/23	at #20 Brigham Young	W	8-5	4/28	* Xavier	L	1-2	4/27	* Georgetown	W	8-0
4/28	Nebraska	L	6-7	4/29	* at Villanova	W	9-3	5/5	* at Seton Hall	W	2-1	4/28	* Georgetown	L	3-6
4/29	% vs. South Dakota State	W	8-5	4/30	* at Villanova	W	10-4	5/6	* at Seton Hall	W	4-3	4/29	* Georgetown	L	1-8
5/1	* at Seton Hall	L	4-5	4/30	* at Villanova	W	6-5	5/6	* at Seton Hall	L	0-1	5/4	* Seton Hall	W	4-2
5/2	* at Seton Hall	W	10-7	5/6	* Georgetown	W	6-2	5/9	at Nebraska-Omaha	W	7-5	5/5	* Seton Hall	L	1-2
5/3	* at Seton Hall	W	4-2	5/7	* Georgetown	W	4-0	5/10	Nebraska	L	0-4	5/6	* Seton Hall	L	0-3
5/8	Nevada	L	4-5	5/8	* Georgetown	L	2-3	5/12	McNeese State	L	1-5	5/8	Nebraska	W	5-4
5/9	Nevada	L	0-4	5/10	at Wichita State	L	3-7	5/13	McNeese State	L	3-5	5/9	at Nebraska-Omaha	W	10-6
5/12	Arkansas	L	2-6	5/13	* at Xavier	W	4-2	5/14	McNeese State	L	4-9	5/11	* at Villanova	W	4-0
5/14	* Villanova	W	13-5	5/14	* at Xavier	L	5-6	5/18	* at Butler	W	3-1	5/12	* at Villanova	W	6-1
5/15	* Villanova	W	4-2	5/15	* at Xavier	L	4-6	5/19	* at Butler	L	1-7	5/12	* at Villanova	W	3-2
5/16	* Villanova	W	4-3	5/17	Nebraska-Omaha	W	2-1	5/25	^ Seton Hall	W	4-1	5/15	Nebraska-Omaha	W	8-1
5/21	^ Seton Hall	W	7-4	5/17	Nebraska	L	2-15	5/26	^ Xavier	L	6-7	5/17	California	W	5-3
5/22	^ St. John's	L	1-8	5/19	* at St. John's	W	6-3	5/27	^ #20 St. John's	L	2-10	5/18	California	W	4-2
5/23	^ Seton Hall	W	12-1	5/20	* at St. John's	W	8-2					5/19	California	L	2-7
5/24	^ St. John's	L	7-8	5/21	* at St. John's	L	2-6								
				5/26	^ vs. Seton Hall	W	6-5								
				5/27	^ vs. Xavier	L	3-5								
				5/28	^ vs. St. John's	W (10)	4-3								
				5/29	^ vs. Xavier	L	7-8								

% - Played in Sioux City, Iowa  
 \* - BIG EAST Regular Season game  
 ^ - BIG EAST Tournament in Omaha, Neb.

\* - BIG EAST Regular Season game  
 ^ - BIG EAST Tournament in Aberdeen, Md.

% - Santa Clara Tournament  
 \* - BIG EAST Regular Season game  
 ^ - BIG EAST Tournament in Omaha, Neb.

% - Played in Fort Myers, Fla.  
 & - Played in Edwardsville, Ill.  
 \* - BIG EAST Regular Season game

\* Records prior to 1966 were not accurately kept and results from some years between 1966 and 2001 are also incomplete. The lack of accurate records is reflected in these results.