

# 2015-16 Creighton Men's Basketball

Game #34 • Wagner at Creighton • Saturday, March 19, 2016 • 11:01 a.m

SID Contact: Rob Anderson • Office Phone: (402) 280-5544 • Cell Phone: (402) 660-5854 • Fax: (402) 280-2495 • E-mail: randerson@creighton.edu



(23-10)

No. 8 seed Wagner Seahawks at No. 4 seed Creighton Bluejays

CenturyLink Center Omaha (17,352) • Omaha, Neb.

Radio: KOZN 1620 AM, [www.1620thezone.com](http://www.1620thezone.com)

Television: ESPN

Series History: First Meeting

Last Meeting: First Meeting



(19-14)

## August

7	at Oleggio (Ex.)	W 119-47
11	at All-Star Rome (Ex.)	W 109-31
12	at Foligno Basket (Ex.)	W 101-49

## November

6	UPPER IOWA (Ex.)	W 113-77
---	------------------	----------

### 2015 Men Who Speak Up Main Event

14	TEXAS SOUTHERN (FS2)	W 93-70
17	UTSA (FS2)	W 103-78

19	at #14 Indiana (BTN)	L 65-86
----	----------------------	---------

### 2015 Men Who Speak Up Main Event

23	vs. Rutgers	W 85-75
25	vs. Massachusetts (ESPN2)	W 97-76

28	WESTERN ILLINOIS (FS2)	W 97-67
----	------------------------	---------

## December

2	ARIZONA STATE (CBSSN)	L 77-79
5	at Loyola Chicago (CSN Chicago)	L 65-68
9	NEBRASKA (CBSSN)	W 83-67
12	IUPUI (FS1)	W 90-65
19	at #3 Oklahoma (ESPNU)	L 74-87
21	NORTH TEXAS (FS1)	W 105-82
28	COPPIN STATE (FS1)	W 102-77
31	at St. John's* (FS1)	W 80-70

## January

2	#16 VILLANOVA* (FS1)	L 71-85
5	GEORGETOWN* (FS1)	W 79-66
9	at Seton Hall* (FS1)	W 82-67
12	#12 PROVIDENCE* (FS1)	L 48-50
17	at DePaul* (FS1)	W 91-80
23	#18 BUTLER* (FS1)	W 72-64
26	at Georgetown* (FS1)	L 73-74
30	SETON HALL* (FSN) (Pink Out)	L 65-75

## February

3	at #3 Villanova* (CBSSN)	L 58-83
6	DEPAUL* (FSN)	W 88-66
9	#5 XAVIER* (CBSSN)	W 70-56
13	at Marquette* (FSN)	W 65-62
16	at Butler* (FS1)	L 75-88
24	MARQUETTE* (CBSSN)	L 61-66
28	ST. JOHN'S* (FS1)	W 100-59

## March

2	at Providence* (CBSSN)	L 66-70
5	at #5 Xavier* (FOX)	L 93-98

### BIG EAST Tournament

10	vs. Seton Hall (FS1)	L 73-81
----	----------------------	---------

### National Invitation Tournament

15	ALABAMA (ESPN)	W 72-54
19	WAGNER (ESPN)	11:05 AM

\*BIG EAST Conference regular season games

All times listed are Central and subject to change

All games can also be heard on KOZN (1620 AM)

Home games in **BOLD CAPS** at CenturyLink Center Omaha

## Next Game

Fourth-seeded Creighton (19-14) hosts eighth-seeded Wagner (23-10) in the second round of the National Invitation Tournament on Saturday morning.

Tip-off at CenturyLink Center Omaha (17,352) is scheduled for 11:01 am.

## Radio Broadcast Information

KOZN (1620 The Zone) will broadcast all Creighton men's basketball games during the 2015-16 season. **John Bishop** and **Nick Bahe** will call the action.

The audio is also webcast live at [www.1620thezone.com](http://www.1620thezone.com).

## Television Broadcast Information

Saturday's game will air nationally on ESPN. **Doug Sherman** and **Daymeon Fishback** will announce.

## Video Webcast Information

Live streaming video of Saturday's game can be found on [ESPN3.com](http://ESPN3.com).

## Live Stats Information

All of Creighton's games this season will have free

live stats. Visit [www.gocreighton.com](http://www.gocreighton.com) and click on the small bar graph icon on the scoreboard at the top of the page for the event of your choosing.

## Scouting Creighton

Creighton is 19-14, with wins over the likes of Xavier, Seton Hall and Butler this season prior to Tuesday's 72-54 victory over Alabama. Picked to finish ninth in the preseason, the Bluejays went 9-9 in league play and finished sixth in the BIG EAST this year.

The Bluejays are averaging 79.3 points per game and are 14-1 when scoring 80 or more points this season.

Second Team All-BIG EAST guard **Maurice Watson Jr.** leads the conference with 6.4 assists per contest and Creighton with 14.4 points per game, while **Geoffrey Groselle** tops the club with 6.0 rebounds per game and is third with 10.7 points per game. He's shooting 68.6 percent from the field this year, third nationally among players with at least five attempts per game.

**Cole Huff** (11.3 ppg.) has been in double-figures in eight of the last 10 games, including a career-high 35 points vs. Seton Hall in the BIG EAST Tournament, while **James Milliken** (9.6 ppg.) has

## Creighton Last Game Starters

2

### Khyri Thomas • G

6-3 • 200 • Fr. • Omaha, Neb.

PPG	APG	FG%	FT%
5.9	3.7	.478	.607

- Returned to starting line-up vs. Alabama and had 15 points, 8 rebounds and 3 steals in his best game of 2016.
- Explosive dunker has 11 slams this season, third on the team.
- Made 9-of-10 shots from the field and scored a career-high 22 points at Loyola (Chicago).

10

### Maurice Watson Jr. • G

5-10 • 170 • Jr. • Philadelphia, Pa.

PPG	APG	FG%	FT%
14.4	6.4	.478	.721

- His 212 assists are second-most in Creighton single-season history, are 11th nationally this year, and lead the BIG EAST.
- Career-high 32 points in win over #5 Xavier (Feb. 9)
- Leads team in scoring by a wide margin.
- BIG EAST & National POW on 2/15 after 25 ppg, 7.5 apg & 6 rpg.

13

### Cole Huff • F

6-8 • 215 • Jr. • Altadena, Calif.

PPG	RPG	3FG%	FT%
11.3	4.9	.369	.792

- Highly-skilled transfer from Nevada who ranks second on the team in scoring.
- Also ranks second on the team with 58 three-pointers made.
- Has scored 10+ points in 8 of last 10 games played.
- Career-high 35 points vs. Seton Hall (March 10), making 7 treys.

23

### James Milliken • G

6-3 • 185 • Sr. • Siler City, N.C.

PPG	RPG	3FG%	FT%
9.6	2.1	.349	.724

- Hit go-ahead 3FG with 1:05 left in road win @Marquette (Feb. 13).
- Scored 19 points and made 4-of-5 3FG's on Senior Day (Feb. 28).
- Team is 13-6 this year when he scores 8 points or more.
- Career-high 26 points at Providence (March 2).
- Has averaged 18.2 ppg (19, 26, 22, 18, 6) in CU's last five games.

41

### Geoffrey Groselle • C

7-0 • 240 • Sr. • Plano, Texas

PPG	RPG	FG%	FT%
10.7	6.0	.686	.700

- Ranks 3rd nationally in field goal percentage (minimum 5 FGA/game), and had a streak of 21 straight made FG earlier in year.
- Has 3 double-doubles, and 22 point/11 rebound game on Feb. 28 vs. SJU made him 1st with dbl-dbl. on Senior Day since 1997.
- His 2015-16 totals exceed his career totals entering the year.

2015-16 BIG EAST Standings (3/16)				
Team	BIG EAST only		All Games	
	W	L	W	L
Villanova	16	2	29	5
Xavier	14	4	27	5
Seton Hall	12	6	25	8
Providence	10	8	23	10
Butler	10	8	21	10
<b>Creighton</b>	<b>9</b>	<b>9</b>	<b>19</b>	<b>14</b>
Marquette	8	10	20	13
Georgetown	7	11	15	18
DePaul	3	15	9	22
St. John's	1	17	8	24

## 2015-16 Honors & Awards

### Cole Huff

2015 Men Who Speak Up Main Event MVP

### Khyri Thomas

BIG EAST Freshman of the Week, 11/16

### Maurice Watson Jr.

BIG EAST Player of the Week, 1/11

BIG EAST Player of the Week, 2/15

CBSsports.com National Player of the Week, 2/15

CollegeInsider.com Lute Olson Award National Player of the Week, 2/15

NBCSports.com National Player of the Week, 2/15

Second Team All-BIG EAST

## 2015-16 BIG EAST Preseason Poll

Rk.	School (1st place votes)	Total
1.	Villanova (9)	81
2.	Georgetown (1)	70
3.	Butler	67
4.	Xavier	55
5.	Providence	45
6.	Marquette	44
7.	Seton Hall	27
8.	DePaul	25
<b>9.</b>	<b>Creighton</b>	<b>23</b>
10.	St. John's	13

Poll determined by panel of league coaches.

## Preseason All-BIG EAST First Team

### First Team

Ryan Arcidiacono, Villanova

Kellen Dunham, Butler

\*Kris Dunn, Providence

Roosevelt Jones, Butler

Jalen Reynolds, Xavier

D'Vauntes Smith-Rivera, Georgetown

\*Preseason Player of the Year

## Weekly Rankings

Date	AP	USA Today	NCAA RPI
Preseason	--	--	--
Nov. 16	--	--	--
Nov. 23	--	--	--
Nov. 30	--	--	33
Dec. 7	--	--	113
Dec. 14	--	--	136
Dec. 21	--	--	130
Dec. 28	--	--	136
Jan. 4	--	--	128
Jan. 11	--	--	98
Jan. 18	--	--	100
Jan. 25	--	--	86
Feb. 1	--	--	103
Feb. 8	--	--	100
Feb. 15	--	--	81
Feb. 22	--	--	82
Feb. 29	--	--	99
March 7	--	--	99
March 14	--	--	100

scored 91 points in his last five games and played some of his best basketball in March the past two seasons.

### Scouting Wagner

Wagner is 23-10 on the season after wins in eight of its last nine games. The only loss in that time was a loss to Fairleigh Dickinson in the Northeast Conference Tournament final.

The Seahawks advanced to the second round of the NIT with a 77-75 win at top-seeded St. Bonaventure on Wednesday.

**Corey Henson** (13.5 ppg., 2.9 apg., 1.2 spg.) leads Wagner in points, assists and steals, while also draining a team-best 74 three-pointers.

**Michael Carey** averages 12.6 points and 9.3 rebounds per game.

The third Wagner player in double-figures is **Romone Saunders**, who scores 10.0 points per game and is second with 43 three-pointers.

Wagner averages 70.8 points per game while allowing just 64.3 per game. The Seahawks shoot 42.8 percent from the field, 33.1 percent from three-point range and 71.3 percent from the line. Wagner is also +7.5 on the glass, and has one more total turnover than assist.

### The Coaches

**Greg McDermott** (Northern Iowa, 1988) is in his sixth season as head coach at Creighton. He is 140-71 with the Bluejays. McDermott has previously been a head coach at Iowa State (2006-10), Northern Iowa (2001-06), North Dakota State (2000-01) and Wayne State (1994-2000). He owns a career mark of 420-266 in his 22nd season and is 289-202 in his 15th Division I campaign. McDermott is assisted by **Darian DeVries**, **Steve Lutz** and **Preston Murphy**.

**Bashir Mason** (Drexel, 2007) is 71-54 in his fourth season at Wagner, which doubles as his career record. When he was hired in 2012, he was the nation's youngest Division I head coach. Mason was named Jim Phelan Northeast Conference Coach of the Year after leading the Seahawks to their first regular-season title since 2003. Mason is assisted by **Mike Babul**, **Marquis Webb** and **Scott Smith**.

### The Series With Wagner

Creighton has never faced Wagner, nor **Bashir Mason**.

**Greg McDermott** is 1-0 against Wagner, as his Northern Iowa team defeated the Seahawks 86-56 on Dec. 21, 2004. In that game UNI drained 13-of-23 three-pointers and **Ben Jacobson** scored 15 points to pace the Panthers. **Matt Vitale** paced Wagner with 19 points.

### Not His First Trip

**Bashir Mason** will be making his second trip to CenturyLink Center Omaha, as his Drexel Dragons team played at Creighton on Feb. 17, 2007.

Mason shot 2-of-9 and had six points, five assists and three rebounds in 39 minutes as Drexel

stunned the hosts, 64-58.

That game was televised on ESPN2 and was part of the BracketBusters series.

### Defense Wins Championships

Creighton has made its name over the years for its offensive prowess, shooting ability and "Let It Fly" philosophy, but this year's team unleashed a new wrinkle in Tuesday's win over Alabama.

Creighton held the Crimson Tide to 28.3 percent shooting from the floor, and 54 points overall. Those two figures led all NIT teams on the defensive end in the first round of the postseason.

### Some Loyal Fans

Creighton has attracted 296,416 fans at home this season, surpassing 200,000 fans on Jan. 23 for the 11th straight season.

Creighton had never attracted more than 141,000 home fans in any season prior to the opening of CenturyLink Center Omaha, and now has done it in 13 straight seasons.

Creighton has led its conference in home attendance every year since moving into CenturyLink Center Omaha, which is now in its 13th season.

The 296,416 fans this season ranks fourth-most in school history. There's a solid chance Creighton will move into the top-two on Saturday, and could climb into the top spot with a turnout of more than 6,261 fans.

With a crowd of 3,584 fans or more on Saturday, Creighton would surpass 300,000 home fans in one season for the second time ever.

Creighton's Most Home Fans, Season				
Rk.	Year	G	Attendance	Average
1.	2008-09	19	302,676	15,930
2.	2010-11	22	297,161	13,507
<b>3.</b>	<b>2015-16</b>	<b>18</b>	<b>296,416</b>	<b>16,468</b>
4.	2012-13	17	291,643	17,155
5.	2014-15	17	289,808	17,048

### Earliest Start In Arena History

There have been 242 all-time regular-season and postseason games played at CenturyLink Center Omaha, but none have ever started earlier than Saturday's scheduled 11:01 am tip time.

The earliest start in facility history was an 11:15 am start on March 20, 2015, when Kansas drubbed New Mexico State in the NCAA Tournament.

The last Creighton home game that started as early as 11:05 am was an 11:01 am tip between Creighton and Fresno State on Feb. 22, 2003. That game, which took place at the Omaha Civic Auditorium, was the first game ever played as part of the now-defunct BracketBusters series.

### Crowd Surfing

Creighton's home crowd of 6,305 on Tuesday was its smallest since a CBI game in 2011, but that still doesn't mean it was still wasn't special.

Creighton's crowd of 6,305 was the fourth-largest first-round crowd during this year's NIT. Three of the top four teams, and four of the top six crowds, belonged to teams in the St. Bonaventure quadrant.

## Series History vs. Wagner

First Meeting

### Individual Production Notes Double-Figure Scoring Games

Name	2015-16	Career	High
Maurice Watson Jr.@	26	74	32
Cole Huff#	21	44	35
Geoffrey Groselle	16	23	27
James Milliken	15	29	26
Isaiah Zierden	14	26	31
Zach Hanson	7	8	13
Khyri Thomas	7	7	22
Toby Hegner	6	14	21
Ronnie Harrell Jr.	2	2	14
Malik Albert	1	1	13
Martin Krampelj	1	1	11
Marcus Foster\$	0	47	34

### Double-Figure Rebounding Games

Name	2015-16	Career	High
Geoffrey Groselle	4	4	14
Cole Huff#	1	3	11
Ronnie Harrell Jr.	1	1	11
James Milliken	0	1	10
Maurice Watson Jr.@	0	1	10

### Double-Figure Assist Games

Name	2015-16	Career	High
Maurice Watson Jr.@	5	11	17
Malik Albert	1	1	10
Marcus Foster\$	0	1	10

### 20-Point (or More) Games

Name	2015-16	Career	High
Maurice Watson Jr.@	6	11	32
Geoffrey Groselle	5	5	27
Cole Huff#	4	7	35
James Milliken	3	7	26
Isaiah Zierden	2	3	31
Khyri Thomas	1	1	22
Marcus Foster\$	0	12	34
Toby Hegner	0	1	21

### 30-Point (or More) Games

Name	2015-16	Career	High
Cole Huff#	1	2	35
Maurice Watson Jr.	1	1	32
Isaiah Zierden	1	1	31
Marcus Foster\$	0	1	34

### Career Double-Double Games

Name	2015-16	Career
Geoffrey Groselle	4	4
Maurice Watson Jr.@	3	8
Cole Huff#	1	2
Ronnie Harrell Jr.	1	1
Marcus Foster\$	0	1

# career total includes games at Nevada  
@ career total includes games at Boston  
\$career total includes games at Kansas State

### 2015-16 Double-Doubles

#### Geoffrey Groselle (4)

15 pts, 12 reb at Loyola (Chicago), 12/5  
15 pts, 11 reb vs. DePaul, 2/6  
22 pts, 11 reb. vs. St. John's, 2/28  
12 pts., 14 reb. vs. Alabama, 3/15

#### Maurice Watson Jr. (3)

13 pts, 10 ast vs. Rutgers, 11/25  
13 pts., 14 ast. at Seton Hall, 1/9  
18 pts., 10 ast. at Marquette, 2/13

#### Ronnie Harrell Jr. (1)

14 pts, 11 reb vs. North Texas, 12/21

#### Cole Huff (1)

14 pts., 11 reb. at St. John's, 12/31

Last year, the largest second round NIT crowd was 5,923 by Old Dominion.

Wagner, by comparison, has played 16 road games this season in front of a total of 31,523 fans. The largest crowd the Seahawks have faced this winter was the 5,039 at George Mason on December, 22nd.

### Largest 2016 First Round NIT Crowds

8,420 - BYU
8,324 - San Diego State
8,241 - Virginia Tech
6,305 - Creighton
6,011 - North Florida
4,793 - St. Bonaventure
4,698 - Ohio State
3,505 - Washington
2,965 - Georgia
2,932 - Georgia Tech
2,912 - Valparaiso
2,661 - Monmouth
2,566 - South Carolina
2,496 - Florida State
1,154 - Saint Mary's
1,083 - George Washington

### No Doubting Thomas

Khyri Thomas had his best game of 2016 on Tuesday when he had 15 points, eight rebounds, three steals and two assists in a career-best 33 minutes.

Thomas came out strong early and in the second half threw down his first dunk since December.

### Going For 20 Wins, Again

Creighton has won 20 or more games in 15 of the previous 17 seasons (through the end of 2014-15), a feat that puts the Jays among an exclusive group, nationally.

Just three schools nationally have had 20 or more wins each of the last 17 years: Duke, Gonzaga and Kansas.

Kentucky, Florida, Texas and Syracuse have each done it in 16 of the last 17 seasons.

Along with Arizona, Xavier, Kent State and Connecticut, Creighton is one of five schools with 20 or more wins in exactly 15 of the past 17 years.

With a win on Saturday, Creighton will have 20+ wins for the 16th time in 18 seasons. Only 10 other schools can say that, as Kent State finished this season with 19 wins.

### 20-Win Seasons, Since 1998-99 (Doesn't Include 2015-16)

20+ Win Seasons*	Team	2015-16 W-L	Next Game
17	Kansas	30-4	3/17
17	Gonzaga	26-7	3/17
17	Duke	23-10	3/17
16	Kentucky	26-8	3/17
16	Florida	20-14	3/20
16	Texas	20-12	3/18
16	Syracuse	19-13	3/18
15	Xavier	27-5	3/18
15	Arizona	25-8	3/17
15	Connecticut	24-10	3/17
<b>15</b>	<b>Creighton</b>	<b>19-14</b>	<b>3/19</b>
15	Kent State	19-13	Done

### Accuracy, Thy Name Is Geoffrey

Geoffrey Groselle has made 23-of-31 field goals during the last five games, upping his league-best 68.6 percent of his field goal attempts from the field (131-191).

He recently surpassed the minimum 300 attempts required to qualify for Creighton's career leaders in field goal percentage.

Groselle enters the NIT having made 217-of-322 career shots from the field, good for 67.4 percent. Creighton's all-time leader in field goal percentage had been **Gregory Echenique**, who made 62.5 percent (374-598).

Groselle could etch his name into the single-season record book for field goal percentage in a season with nine or more field goal attempts on Saturday. Groselle, at 68.6 percent (131-191), would rank first on the list if he made four (or more) of those nine shots.

### Field Goal Percentage, Career (min. 300 att.)

Rank	Pct.	Name (Years)	FG-FGA
<b>1.</b>	<b>.678</b>	<b>Geoffrey Groselle (2012-Pr.)</b>	<b>213-314</b>
2.	.625	Gregory Echenique (2010-13)	374-598
3.	.615	Will Artino (2011-15)	256-416
4.	.611	Mike Grimes (2000-04)	292-478
5.	.585	Vernon Moore (1981-85)	649-1,109

### Field Goal Percentage, Season (Minimum 200 Attempts)

Rank	Pct.	Name (Class, Year)	FGM-FGA
1.	.674	Vernon Moore (Sr., 1984-85)	265-393
2.	.657	Gregory Echenique (Sr., 2012-13)	138-210
3.	.607	Gregory Echenique (Jr., 2011-12)	130-214
4.	.601	Doug McDermott (So., 2011-12)	307-511
<b>5.</b>	<b>.595</b>	<b>Vernon Moore (Jr., 1983-84)</b>	<b>188-316</b>
6.	.594	Jim Honz (Jr., 1979-80)	149-251
7.	.582	Benoit Benjamin (Jr., 1984-85)	258-443
8.	.578	Rick Apke (Jr., 1976-77)	220-380

## Creighton Players Career Stats vs. Wagner

	G-S	FG	Pct	3FG	Pct	FT	Pct	Reb	Avg	A	T	B	S	Pts	Avg	HI
None																
Career NIT Stats*																
Name	G-S	FG	Pct	3FG	Pct	FT	Pct	Reb	Avg	A	T	B	S	Pts	Avg	HI
Thomas	1-1	6-13	.462	2-5	.400	1-2	.500	8	8.0	2	2	0	3	15	15.0	15
Watson#	2-2	11-25	.440	2-6	.333	3-6	.500	7	3.5	14	8	0	2	27	13.5	20
Groselle	1-1	4-8	.500	0-0	---	4-4	1.000	14	14.0	1	1	3	1	12	12.0	12
Huff	1-1	3-8	.375	0-1	.000	0-0	---	6	6.0	1	0	0	0	6	6.0	6
Milliken	1-1	3-6	.500	0-1	.000	0-0	---	0	0.0	4	0	0	0	6	6.0	6
Hanson	1-0	3-6	.500	0-0	---	0-0	---	4	4.0	0	0	0	0	6	6.0	6
Harrell	1-0	1-2	.500	1-1	1.000	0-0	---	2	2.0	1	5	0	0	3	3.0	3
Hegner	1-0	1-1	1.000	1-1	1.000	0-0	---	4	4.0	0	0	1	0	3	3.0	3
Albert	1-0	0-3	.000	0-1	.000	1-2	.500	3	3.0	0	1	1	1	1	1.0	1
Stewart	1-0	0-0	---	0-0	---	0-0	---	0	0.0	0	0	0	0	0	0.0	--
Clement	1-0	0-0	---	0-0	---	0-0	---	0	0.0	1	0	0	0	0	0.0	--

\*includes Creighton's participation at MVC and BIG EAST Tournament

#includes stats from Watson while he played at Boston University

9. .567	Brody Deren (Jr., 2002-03)	115-203
10. .566	Chad Gallagher (Sr., 1990-91)	237-419

### All-Time In The NIT

Creighton owns a 6-10 all-time record in 11 appearances in the NIT after Tuesday's 72-54 win over Alabama.

This year marks Creighton's first trip to the NIT since 2009, when it topped Bowling Green 73-71 before falling to Kentucky, 65-63.

Creighton has gone 1-1 in each of its previous three NIT appearances (2009, 2008, 2006), and has not won an NIT game away from home since a March 25, 1942 victory over Toledo at Madison Square Garden (the one that was open from 1925-68).

### Looking To Make It A Double

Creighton has 12 all-time wins in 19 NCAA Tournament appearances and six wins in 11 NIT appearances (including this year), but the Bluejays have never won consecutive postseason games in the same year in either of those tournaments.

A win on Saturday could change all that.

As it stands now, the only time Creighton's ever won consecutive postseason games came in 2011, when Creighton won its first four games of the College Basketball Invitational.

By contrast, Wednesday's win over St. Bonaventure was the first postseason win in Wagner history.

### McDermott In The NIT

At the Division I level **Greg McDermott** has taken six teams to the NCAA Tournament and one to the CBI, but this is his first time coaching a team in the NIT.

McDermott is 8-8 in his Division I career in the postseason, including a 1-0 NIT mark. He was 0-3 at Northern Iowa and is 8-5 at Creighton.

### Common Opponents

Creighton and Wagner share two common opponents this season, St. John's and Seton Hall.

Creighton went 2-0 against St. John's and 1-2 against Seton Hall.

Wagner opened its season with a nine-point loss at St. John's and followed that with a 10-point loss at Seton Hall.

### Against Postseason Qualifiers

Creighton went 5-9 against teams that qualified for the postseason, including a 3-9 mark against NCAA qualifiers (wins over Xavier, Butler and Seton Hall), and a 2-0 mark against NIT qualifiers (Texas Southern, Alabama).

Wagner went 3-4 against teams that qualified for the postseason. That includes a 1-3 mark over NCAA qualifiers (defeating Seton Hall), a 1-1 mark vs. NIT teams (defeating St. Bonaventure) and a 1-0 record over CIT qualifier Fairfield.

### BIG EAST History In The NIT

Creighton was the only BIG EAST team selected to the 2016 NIT.

## Miscellaneous Statistics, Trends and Tidbits

### 2015-16 Creighton Trends

Current Streak.....	Won 1	When Leading at Halftime .....	16-3
Overall Record .....	19-14	Home .....	12-2
BIG EAST Record.....	9-9	Away .....	3-1
Last 5 Games.....	2-3	Neutral .....	1-0
Last 10 Games.....	5-5	When Trailing at Halftime .....	2-11
Overtime Games .....	0-0	Home .....	1-3
Longest Winning Streak .....	Won 3	Away .....	0-7
Home Streak .....	Won 2	Neutral .....	1-1

### Creighton's Record When...

	Field Goal Shooting	FGM-FGA	Pct.
Jays shot 40% or better from field.....	19-12		
Opponent shot 40% or better from field .....	13-12		
Jays shot less than 40% from field.....	0-2		
Opponent shot less than 40% from field .....	6-2		
Jays shot 40% or better from 3-pt range .....	9-3		
Opponent shot 40% or better from 3-pt range .....	6-8		
Jays outrebounded opponent .....	12-4		
Opponent outrebounded Jays .....	6-9		
Jays scored 70 or more points .....	18-7		
Opponent scored 70 or more points .....	8-11		
Jays allowed fewer than 70 points .....	11-3		
Opponent allowed fewer than 70 points .....	1-7		
A Bluejay player scored 20 or more points.....	13-7		
An opposing player scored 20 or more points....	9-11		
A Bluejay player had 10 or more rebounds .....	5-1		
An opposing player had 10 or more rebounds .....	3-8		

### Free Throw Shooting.....

	FTM-FTA	Pct.
Home .....	282-405	.696
Away .....	162-233	.695
Neutral .....	65-86	.756

### Jays' Record by Day of the Week

Sunday .....	2-0
Monday .....	3-0
Tuesday .....	4-3
Wednesday.....	2-4
Thursday .....	1-2
Friday .....	0-0
Saturday.....	6-5

### Bluejay Statistical Leaders (Includes all ties)

<b>Points:</b> Watson 12, Groselle 7, Zierden 5, Thomas 3, Milliken 3, Huff 3, Hegner 1
<b>Rebounds:</b> Groselle 15, Huff 8, Thomas 5, Watson 4, Hegner 3, Krampelj 1, Harrell 1, Hanson 1, Zierden 1
<b>Assists:</b> Watson 29, Zierden 2, Albert 1, Thomas 1, Milliken 1, Clement 1
<b>Steals:</b> Zierden 13, Watson 9, Thomas 8, Milliken 3, Harrell 3, Huff 3, Albert 3, Groselle 2, Clement 2, Hegner 1, Hanson 1
<b>Blocks:</b> Groselle 20, Hanson 12, Huff 5, Hegner 3, Thomas 1, Albert 1, Milliken 1, Krampelj 1

### Margin of Victory and Defeat

	1	2	3	4	5	8	9	10	11	13	14	15	16	18	21	22	23	25	30	41
Bluejay Wins .....	—	—	1	—	—	1	—	2	1	1	1	1	1	1	2	1	2	2	1	1
Bluejay Losses .....	1	2	—	2	2	1	—	1	—	2	1	—	—	—	1	—	—	1	—	—

### Jays on Television (18-14)

FS1 (9-5); FS2 (3-0); FSN Midwest (2-1); CBS Sports Network (2-4); ESPN (1-0); ESPN2 (1-0); BTN (0-1); Comcast SportsNet Chicago (0-1); ESPNU (0-1); FOX (0-1)
--

The BIG EAST did not send any teams to the NIT last year. In 2013-14, Georgetown went 1-1 in the NIT, while St. John's was 0-1.

The last BIG EAST team to make the trek to Madison Square Garden to play in the NIT semifinals was Notre Dame in 2008-09.

The last BIG EAST team to win a postseason tournament in men's basketball was Louisville, which won the NCAA Tournament in 2012-13. No BIG EAST team has won the NIT since West Virginia in 2006-07.

The BIG EAST has picked up multiple postseason victories every season since the formation of the league in 1979-80.

### Back In The Postseason

Creighton is returning to the postseason for the 18th time in 19 years this spring.

That span includes 10 NCAA Tournament appearances, six NIT appearances (including 2016), one CBI and one CIT appearance.

Prior to last year's postseason miss, Creighton had been one of eight teams to make 17 straight postseason appearances. That elite list consisted of Creighton, Duke, Florida, Gonzaga, Kansas, Kentucky, Michigan State and Syracuse.

### Most Postseason Bids By CU Coaches

This year's bid to the NIT is the fifth postseason bid for **Greg McDermott** at Creighton. Only **Dana Altman** (13) has taken the Bluejays to more postseason appearances.

McDermott's eight postseason wins at Creighton are the most in school history, one more than Altman's seven.

McDermott (8-5) is one of two coaches in program history with a winning record in postseason play, joining **Eddie Sutton** (2-1).

Coach (Bids)	NCAA	NIT	CBI	CIT	NCIT	Total
Hickey (3)	1-1	2-2	0-0	0-0	0-0	3-3
Belford (1)	0-0	0-0	0-0	0-0	0-1	0-1
McManus (3)	3-3	0-0	0-0	0-0	1-1	4-4
Sutton (1)	2-1	0-0	0-0	0-0	0-0	2-1
Apke (4)	0-3	0-1	0-0	0-0	0-0	0-4
Barone (3)	1-2	0-1	0-0	0-0	0-0	1-3
Altman (13)	2-7	3-5	0-0	2-1	0-0	7-13
McDermott (5)	3-3	1-0	4-2	0-0	0-0	8-5

### Home Sweet NIT Home

If past years are any indication, having the home-court advantage during the NIT is a tremendous factor. Since the NIT was trimmed to 32 teams and taken over by the NCAA in 2007, home-court teams are a combined 201-67 in the event.

In the last 10 years, home teams are 123-37 in

Creighton's Biggest Comebacks CenturyLink Center Omaha History			
Date	Opponent	Deficit	Final Score
01/28/06	Wichita State	19	W 57-55
11/19/14	#18 Oklahoma	18	W 65-63
11/09/07	DePaul	17	W 74-62
03/18/08	Rhode Island	17	W 74-73
11/16/08	New Mexico	16	W 82-75
Largest CenturyLink Center Comebacks - Opponents			
01/12/16	#12 Providence (vs. CU) 12		PC 50-48
02/17/07	Drexel (vs. CU)	11	Drexel 64-58
01/04/11	Missouri St. (vs CU)	11	MSU 67-55
03/18/12	Kansas vs. Purdue	11	KU 63-60
01/22/05	Illinois St. (vs. CU)	10	Ill. St. 82-77 ot
2015-16 Dunks			
Geoffrey Groselle	17		
Zach Hanson	12		
Khyri Thomas	11		
Malik Albert	5		
Cole Huff	5		
Martin Krampelj	2		
Ronnie Harrell Jr.	1		
James Milliken	1		
More Miscellaneous 2015-16 Statistics			
<b>CU's Biggest Halftime Lead</b>			
29 vs. St. John's (53-24), 2/28			
<b>CU's Biggest Halftime Lead In A Loss</b>			
8 vs. Arizona State (41-33), 12/2			
<b>CU's Biggest Halftime Deficit</b>			
19 at #14 Indiana (32-51), 11/19			
<b>CU's Biggest Halftime Deficit In A Win</b>			
5 vs. #18 Butler (29-34), 1/23			
<b>CU's Biggest Overall Lead</b>			
41 vs. St. John's (100-59), 2/28			
<b>CU's Biggest Overall Deficit</b>			
31 at #3 Villanova (52-83), 2/3			
<b>CU's Biggest Margin of Victory</b>			
41 vs. St. John's (100-59), 2/28			
<b>CU's Biggest Margin of Defeat</b>			
25 at #3 Villanova (58-83), 2/3			
<b>CU's Biggest Lead In A Loss</b>			
12 vs. #12 Providence (19-7), 1/12			
<b>CU's Biggest Deficit Overcome In A Win</b>			
12 at DePaul (4-16), 1/17			
Pronunciation Guide			
<b>Malik Albert</b> .....Ma-LEEK			
<b>Drew Cayce</b> .....Casey			
<b>Tyler Clement</b> .....CLEM-mint			
<b>Darian DeVries</b> .....Darren • Duh-VREES			
<b>Geoffrey Groselle</b> .....JEFF-ree • Gro - SELL			
<b>Ronnie Harrell Jr.</b> .....HUH-rell			
<b>Martin Krampelj</b> .....Mar-TEEN • CROM-pul			
<b>Steve Lutz</b> .....rhymes with cuts			
<b>Khyri Thomas</b> .....KY-ree			
<b>Isaiah Zierden</b> .....ZEER-din			

Creighton Basketball Streaks of Note		
Streak	What	Last Time Not True
746	consecutive games with at least one three-pointer made	2/20/93 at Illinois State
118	consecutive games won when scoring 78+ points at home	2/19/00 vs. Southern Illinois
99	consecutive games won when scoring 80+ points at home	2/19/00 vs. Southern Illinois
93	consecutive home wins vs. teams entering with a record of .500 or worse	2/25/02 vs. Drake
28	consecutive home wins on Sunday's	1/9/05 vs. Southern Illinois
25	consecutive wins when scoring 100 or more points	2/26/77 vs. North Texas State
24	consecutive wins when making 25 or more free throws	1/20/07 vs. Southern Illinois
21	consecutive home wins on Friday's	12/12/75 vs. North Texas
21	consecutive wins in home openers	12/3/94 vs. SMU
12	consecutive double-digit wins in Friday home games	12/2/88 vs. Cleveland State

the first round, 55-17 in the second round and 23-13 in the quarterfinals.

Home Court Records, NIT, By Round				
Year	Rd. 1	Rd. 2	Rd. 3	Total
2007	13-3	7-1	4-0	24-4
2008	13-3	7-1	1-3	21-7
2009	13-3	6-2	3-1	22-6
2010	11-5	6-2	1-3	18-10
2011	13-3	4-4	4-0	21-7
2012	10-6	5-3	2-2	17-11
2013	12-4	8-0	1-3	21-7
2014	12-4	6-2	4-0	22-6
2015	12-4	6-2	3-1	21-7
2016	14-2	0-0	0-0	14-2
<b>Totals</b>	<b>123-37</b>	<b>55-17</b>	<b>23-13</b>	<b>201-67</b>

### CenturyLink Center Home To Some Close Games

Saturday will be Creighton's 12th postseason game at the 13-year-old CenturyLink Center Omaha. Three of the previous 11 games were decided by a single point, and two others were decided by just two points.

Creighton has won seven of its last eight postseason home games at CenturyLink Center Omaha, and nine of the last 10 postseason games at home if you factor in two 2010 CIT games that were played at the Omaha Civic Auditorium.

Creighton's Postseason Games, CenturyLink Center Omaha History		
Date	Att.	Score
3/16/04	13,483	Nebraska 71, Creighton 70
3/16/06	10,197	Creighton 71, Akron 60
3/20/06	10,018	Miami 53, Creighton 52
3/18/08	7,948	Creighton 74, Rhode Island 73
3/18/09	9,577	Creighton 73, Bowling Green 71
3/23/09	16,984	Kentucky 65, Creighton 63
3/15/11	3,086	Creighton 85, San Jose State 74
3/21/11	4,832	Creighton 102, Davidson 92
3/23/11	6,392	Creighton 82, UCF 64
3/28/11	12,381	Creighton 84, Oregon 76
<b>3/15/16</b>	<b>6,305</b>	<b>Creighton 72, Alabama 54</b>

### Previously In The NIT

Before Tuesday, only one current Creighton player had ever played in the NIT, **Maurice Watson Jr.**

Watson had seven points, 12 assists and four rebounds vs. Illinois in the 2014 NIT while playing at Boston University. The Fighting Illini won that game, 66-62.

### Postseason Wins In Eight Straight Appearances

Including Tuesday's NIT win over Alabama, the Creighton men's basketball team has won a postseason game in eight straight appearances.

That figure is easily the longest streak in school history.

### Postseason Features Last-Second Drama

Eleven of Creighton's previous 13 postseason runs (all but 2010 and 2014) have included a game that was decided in the final seconds.

In fact, Creighton's past 14 postseason openers have had four games decided by one point (including a double-OT finish), two by two points, one game by four points, two by six points (including an OT finish), one game by 10 points, three games by 11 points and two decided by 18 points (including 2016).

In 2013 Cincinnati missed a game-tying three-pointer in the final 20 seconds and Creighton guard **Austin Chatman** made 3-of-4 free throws down the stretch to hold on to a 67-63 win.

In 2012 Creighton edged Alabama in the second round of the NCAA Tournament, 58-57, as **Trevor Releford's** game-winning three-pointer at the buzzer came up short.

Creighton's 2010-11 campaign ended in heart-breaking fashion in the CBI title game at Oregon. Creighton had the ball in a tie game with the shot clock off, but committed a backcourt violation on Oregon's "unique" floor. The Ducks' **E.J. Singler** then banked in a game-winning shot with 2.0 seconds left. A desperation three-pointer by Creighton was off the mark.

In 2009, Creighton rallied from a 14-point deficit and would hang on to beat Bowling Green, 73-71 in the first round of the NIT. The Jays needed a last-second defensive stand, as BGSU's **Darryl Clements'** game-winning three-pointer at the buzzer was off the mark.

The following game, Creighton led Kentucky by one with 36 seconds left, only to miss two free throws and see UK All-American **Jodie Meeks** convert a three-point play. CU's **Booker Woodfox**, the nation's No. 2 three-point shooter, missed an open trey as time expired, and Creighton lost 65-63.

In 2008, Creighton rallied from a 12-point deficit in the final 3:07 to top Rhode Island, 73-72, in the first round of the NIT. **Cavel Witter** hit the game-winner with 3.2 seconds left to give CU its first lead of the game since 3-0.

In 2007, Creighton had the ball for a final shot in a tie game against Nevada in the first round of the NCAA Tournament. **Nate Funk's** shot attempt missed, and a tip-in try was also not converted. The Jays would eventually lose 77-71 in overtime.

In second round of the 2006 NIT, Miami (Fla.) guard **Guillermo Diaz** drained a free throw with 2.6 seconds left to beat Creighton 53-52. A last-second shot attempt by Bluejay senior **Johnny Mathies** was knocked out of his hands.

In the 2005 NCAA Tourney, **Nate Funk** had his three-point try with seven seconds left blocked by **Tyrone Sally**, and Sally raced downcourt for a breakaway dunk with 2.4 seconds left to give West Virginia a 63-61 win. Funk's three-point try from the corner missed at the buzzer.

In 2004, Creighton fell 71-70 to Nebraska in the NIT. The Jays led nearly the entire second half before NU's go-ahead basket with 12 seconds left. **Nate Funk's** game-winning jumper from 18-feet away was blocked by Husker guard **Jake Muhleisen**.

In the 2002 NCAA's, Creighton beat #15 Florida, 83-82, in Chicago. **Terrell Taylor** hit a game-winning trey with 0.2 seconds left in double-overtime, his final three of 28 points after a scoreless first half.

Creighton is a private, Jesuit institution located in Omaha, Neb., with 8,435 students. The University was founded in 1878 by **Mary Lucretia Creighton**, who established it in memory of her husband, telegraph pioneer **Edward Creighton**.

Creighton coach **Greg McDermott** is making his fifth postseason appearance at Creighton, and seventh overall as a Division I head coach when you include his time at Northern Iowa.

Year	Tourney	Postseason W-L
2003-04 (UNI)	NCAA	0-1
2004-05 (UNI)	NCAA	0-1
2005-06 (UNI)	NCAA	0-1
2010-11 (CU)	CBI	4-2
2011-12 (CU)	NCAA	1-1
2012-13 (CU)	NCAA	1-1
2013-14 (CU)	NCAA	1-1
<b>2015-16 (CU)</b>	<b>NIT</b>	<b>0-0</b>

Huff had 21 points in Creighton's game at Xavier on March 5th, making 8-of-14 shots from the field in his first start since January 12th.

He then went for a career-high 35 points at the BIG EAST Tournament vs. Seton Hall while making 7-of-11 three-point attempts. He also added nine rebounds without a turnover.

Per [Basketball-Reference.com](https://www.basketball-reference.com), Huff joined **Jared Sullinger** and **Bobby Portis** as the only men in the last six seasons with a game of at least 35 points, nine rebounds and no turnovers with one foul or less.

Creighton has four men currently averaging in double-figures, and can add a fifth if **James Milliken** scores 22 points or more on Saturday (If **Isaiah Zierden** plays, he'd need to score three or more points to keep his scoring average at 10.0 or more).

08 (that coming in 2010-11), and has not had four men finish the year in double-figures since 1979-80, when **Kevin McKenna**, **Jim Honz**, **George Morrow** and **Daryl Stovall** did so.

Creighton has not had as many as five men finish the season scoring with a double-figure average since 1964-65, when **Neil Johnson, Elton McGriff, Fritz Pointer, Tim Powers, Bob Miles** and **Charlie Brown** all did so.

Last season's rare down year saw Creighton finish 14-19 overall, and just 4-14 in the BIG EAST. This year's team is 19-14 overall and 9-9 in league play.

The Bluejays have already greatly exceeded both win totals from a year ago.

Creighton's five-win improvement in league play this season trailed only Seton Hall (+6) for the best in the BIG EAST this year. The only other team to increase its BIG EAST win total by five or more since the league reconfigured in 2014 had been Butler (+8 in 2014-15).

**James Milliken** scored a career-high 26 points on March 2nd at Providence, then added 22 more on March 5th at Xavier. It was the first time in the senior's career that he's had 20 or more points in back-to-back games.

Combined with his 19-point effort on Senior Day on February 28th, and his 18 at the BIG EAST Tournament on March 10th, he's now averaged 18.2 points per game in the past five games.

Milliken has scored in double-figures in seven of eight career games he's played during the month.

No.	Name	Yr.	Pos.	Ht.	Wt.	Hometown (High School / Last School)
0	Justin Patton	Fr.	C	6-11	215	Omaha, Neb. (North)
1	Marlon Stewart	Fr.	G	6-1	210	Eldridge, Iowa (North Scott)
2	Khyri Thomas	Fr.	G	6-3	200	Omaha, Neb. (Benson HS / Fork Union Military Academy [Va.])
4	Ronnie Harrell Jr.*	Fr.	G	6-7	190	Denver, Colo. (East)
5	Drew Cayce	Fr.	G	6-1	165	La Porte, Ind. (La Lumiere School)
10	Maurice Watson Jr.*	Jr.	G	5-10	170	Philadelphia, Pa. (Boys' Latin HS / Boston University)
11	Tyler Clement*	So.	G	6-1	185	Shawnee, Kan. (St. Thomas Aquinas)
12	Malik Albert*	Jr.	G	6-2	170	Detroit, Mich. (King HS / Mott CC)
13	Cole Huff*	Jr.	F	6-8	215	Altadena, Calif. (Campbell Hall HS / University of Nevada)
15	Martin Krampelj	Fr.	F	6-9	205	Grosuplje, Slovenia (Impact Academy [Fla.])
20	Alex O'Neill	Fr.	F	6-8	240	Peoria, Ill. (Peoria Christian)
21	Isaiah Zierden*	Jr.	G	6-3	185	Minneapolis, Minn. (Benilde-St. Margaret's)
22	Marcus Foster	Jr.	G	6-3	210	Wichita Falls, Texas (Hirschi HS / Kansas State University)
23	James Milliken*	Sr.	G	6-3	185	Siler City, N.C. (Jordan Matthews HS / Cowley County CC)
32	Toby Hegner*	So.	F	6-10	225	Berlin, Wis. (Berlin)
40	Zach Hanson	Jr.	C	6-9	250	Pierre, S.D. (T.F. Riggs)
41	Geoffrey Groselle*	Sr.	C	7-0	240	Plano, Texas (West)

**Head Coach:** Greg McDermott (Northern Iowa, 1988)

**Sixth season at Creighton: 140-71 (.664)**

**22nd season as a head coach: 420-266 (.612)**

**Assistant Coaches:** Darian DeVries, Steve Lutz, Preston Murphy

**Assistant to the Head Coach:** Steve Merfeld

**Director of Basketball Operations:** Jeff Vanderloo

**Video Coordinator:** Tim MacAllister

**Administrative Assistant:** Tyler Glidden

10 foes have come by 14 points or more.

It was **Greg McDermott's** third win over a top-10 foe as Creighton coach, matching the three such wins by **Eddie Sutton** from 1969-74.

The Feb. 13th win over Marquette improved Creighton to 7-1 in games following a victory against a top-10 foe.

Top-10 Wins, School History		
Date	Opponent (Score)	Next Game
12/13/1963	#4 Arizona State (84-83)	Won
12/01/1965	#10 Kansas State (83-75)	Won
01/29/1970	#5 New Mexico State (72-68)	Lost
02/17/1973	#7 Houston (78-77)	Won
02/09/1974	at #6 Marquette (75-69)	Won
01/20/2014	at #4 Villanova (96-68)	Won
02/16/2014	#6 Villanova (101-80)	Won
02/09/2016	#5 Xavier (70-56)	Won

### Defense Limits Xavier

Creighton held No. 5 Xavier to a season-low 56 points on Feb. 9th, well under the 80.8 points per game the Musketeers had been averaging.

Keying that defensive effort was limiting Xavier from behind the three-point line, where the Musketeers where 1-for-21.

That game marked the first Bluejay opponent to make just one three-pointer since Indiana State on March 9, 2013 (1-for-13), and it was the first team to shoot less than 7 percent from three-point range against the Jays since Illinois State was 0-for-8 on Dec. 12, 1999.

Creighton held BIG EAST foes to 29.1 percent marksmanship (44-151) from three-point range in its nine league wins, compared to 37.3 percent (75-201) in its nine league setbacks.

### League Leaders

Creighton had two men lead the BIG EAST in a statistical category in league play.

**Maurice Watson Jr.** paced the league with 6.7 assists per game, finishing ahead of **Kris Dunn's** 5.9. Watson had 15 more assists (121) than any other player in league action.

**Geoffrey Groselle** owned commanding lead in field goal percentage, having made 65.6 percent of his attempts to rank ahead of **Luke Fischer's** 61.0 percent.

### On Your Mark, Get Set, Go

Creighton has averaged 79.33 points per game in its first 33 contests to date.

**Greg McDermott** is 37-1 as a Division I head coach when his teams score 90 or more points, including a 31-1 mark on the Creighton sideline.

In fact, McDermott's team has already scored 90 or more points 10 times (in 33 games) this season, compared to six total times in 280 games on the sideline in nine years at Northern Iowa and Iowa State.

Creighton had won 75 straight games when scoring 90 or more points at all sites since a Jan. 11, 1988 loss to Southern Illinois, before a March 5th 98-93 loss at Xavier.

Creighton is 53-2 all-time when scoring 100 points or more, including 25 straight wins since a 1977 loss to North Texas State.

### Big Win on February 28th

Creighton's 100-59 win over St. John's on Feb. 28th was the program's largest margin of victory since a 107-61 win over Alcorn State on Nov. 8, 2013.

Creighton's 53-24 halftime lead was its largest halftime lead since an identical score vs. Butler on Jan. 14, 2014.

Creighton's 41-point victory was the school's largest in a BIG EAST Conference game, and the fifth-largest margin of victory all-time for a league game. The league's last previous win by 41 or more points came on March 5, 2011, when Syracuse topped DePaul 107-59.

Creighton's 47-21 margin on the backboards was also significant. It was tied for the eighth-largest rebound margin ever for a BIG EAST Conference game, and widest spread since Providence out-rebounded Connecticut 55-24 on Jan. 31, 2013. Creighton's +26 rebound margin also tied a CenturyLink Center Omaha record, first set vs. Samford on Dec. 22, 2011 (45-19).

### BIG EAST Stat Breakdown

Creighton started the season as one of the BIG EAST's best offensive and worst statistically defensive teams in non-conference play. In league play, those numbers have nearly flipped where CU is now among the league's best on the defensive side of the ball in BIG EAST action.

Creighton's BIG EAST Ranks		
	Non-Con (Rank)	League-Only (Rank)
Scoring Offense	87.4 (2)	74.3 (5)
FG Percentage	.506 (2)	.443 (4)
3FG Percentage	.401 (1)	.317 (8)
Assists/Game	18.1 (2)	13.5 (7)
3FGM/Game	9.3 (1)	7.4 (5)
Scoring Defense	75.2 (10)	71.1 (3)
FG Pct. Defense	.440 (10)	.434 (5)

### Most Improved Big Men?

With the possible exception of Providence's **Ben Bentil**, few players around the BIG EAST have improved more than Creighton's **Geoffrey Groselle**.

Groselle entered his senior season averaging 3.2 points and 1.6 rebounds per contest, collecting 200 career points and 102 career rebounds in his first 63 games. This year Groselle owns 10.7 points and 6.0 rebounds per game and has 353 points and 198 rebounds in 33 games (32 starts).

### Senior Day Stars

Creighton honored two senior players following a Feb. 28th win over St. John's, as **Geoffrey Groselle** and **James Milliken** were recognized. Groselle is a fifth-year senior currently in graduate school, while Milliken transferred in prior to the 2012-13 season and is wrapping up his third year in the program.

During the past five years, Creighton has gone 117-55. The team has been to the NCAA Tournament three times and the NIT once, winning a game each trip. Groselle also won two league tournaments and one regular-season conference title in 2012-13.

Creighton is 5-0 against in-state rival Nebraska since Groselle arrived on campus, 9-3 in conference tournament play, and he and Milliken have

combined for 1,168 points, 452 rebounds and 140 assists in a collective 62 starts.

### Home Season Finale History

Creighton is 19-2 in the last 21 years in its final home game of the regular-season, losing only in 2002 to Drake, and last year to Xavier.

Each of the last 17 Creighton teams to win on Senior Day would go on to reach the postseason.

Creighton's 41-point win over St. John's was the program's largest margin of victory in its final regular-season home game of a season since a 105-51 win over Morningside in 1961.

### Senior Citizens

Below is a list of statistics by the Creighton players honored during Senior Day since 2003. **Geoffrey Groselle's** 22 points and 11 rebounds vs. St. John's on Feb. 28th made him the first senior with a double-double on Senior Day since **Randall Crutcher** in 1997.

Name	Pts.	Reb.	Ast.	Stl.	Min.
Groselle-16•	22	11	0	1	26
Milliken-16•	19	4	2	0	28
Kreklow-15•	8	5	2	0	34
Artino-15•	5	1	0	1	12
Chatman-15•	18	2	5	0	38
Brooks-15•	5	3	4	1	20
Dingman-15•	6	0	0	1	23
Oginni-15		Did	Not	Play	
Conneally-15		Did	Not	Play	
McDermott-14•	45	7	2	0	36
Gibbs-14•	9	0	3	0	18
Manigat-14•	5	4	1	1	34
Wragge-14•	3	1	1	0	25
Echenique-13•	9	4	0	0	26
Stormberg-13	0	0	0	0	0+
Kelling-13	0	0	0	0	0+
Young-12•	21	3	7	1	39
Dorwart-12		Did	Not	Play	
Sebastian-12		Did	Not	Play	
R. Ferrarini-12		Did	Not	Play	
Lawson-11	11	4	0	1	20
Ka. Korver-11•	7	2	5	0	29
Ashford-11	3	1	2	0	15
Runnels-11	1	3	1	1	14
Harriman-11		Did	Not	Play (Hurt)	
Carter-10•	17	6	3	0	34
Millard-10		Did	Not	Play (Hurt)	
Witter-10	8	1	3	0	21
Woodfox-09•	20	3	1	3	27
Dotzler-09•	6	1	4	2	21
Sitzmann-09		Did	Not	Play	
Bahe-08•	9	2	3	0	29
Watts-08•	7	4	0	0	34
Hibma-08•	0	3	0	0	21
Funk-07•	16	0	5	0	34
Tolliver-07•	11	7	2	0	32
Porter-07•	17	4	3	0	25
Gakou-07	2	0	0	0	7
Day-06	5	4	2	1	26
Mathies-06•	18	5	4	7	39
Motz-06	6	0	0	0	12
McKinney-05•	12	4	4	1	29
Miliner-05•	5	2	0	0	21
Dabbert-04	13	5	1	0	22
Deren-04•	6	10	2	0	19
Grimes-04•	16	8	2	0	29
Lindeman-04•	15	5	5	0	32
House-03•	28	6	1	0	22
Ky. Korver-03•	13	7	3	1	28
Bowden-03•	4	2	1	2	20

• Indicates game started

### Watson Among An Elite Group

**Maurice Watson Jr.** leads Creighton in both scoring (14.4 ppg.) and assists per game (6.4 apg.), and is also grabbing 3.4 rebounds per game in his 31.4 minutes per contest.

Nationally, Watson joins Michigan State's **Denzel Valentine** and Providence's **Kris Dunn** as the only players to average at least 14 points, six assists and three rebounds per game in less than 34 minutes per game, as seen below:

Name, School	PPG	RPG	APG	MPG
Denzel Valentine, Michigan State	19.4	7.6	7.6	32.8
Kris Dunn, Providence	16.0	5.5	6.4	33.4
<b>Maurice Watson Jr., Creighton</b>	<b>14.4</b>	<b>3.4</b>	<b>6.4</b>	<b>31.4</b>

### Guarded Optimism

Take a look at the career stats (through March 16th) for some of the nation's elite guards, and decide for yourself which ones are most impressive:

Player, Team	Career GP	AST	STL	PTS
Fred VanVleet, Wichita St.	139	631	216	1411
D. Valentine, Michigan St.	143	627	130	1632
<b>Mo Watson Jr., Creighton</b>	<b>98</b>	<b>622</b>	<b>155</b>	<b>1274</b>
Yogi Ferrell, Indiana	134	615	113	1923
M. Paige, North Carolina	135	578	197	1754
Kris Dunn, Providence	93	545	205	1169
Monte Morris, Iowa State	102	531	168	1095
R. Arcidiacono, Villanova	138	517	162	1509

### McDermott Passes McManus On CU Wins List

**Greg McDermott** currently has 140 victories, as the Feb. 28 win over St. John's allowed him to pass **John J. "Red" McManus** (1959-69) for third place on CU's all-time wins list.

McDermott's .664 winning percentage is Creighton's best since **Arthur A. Schabinger's** .714 win rate more 80 years ago.

Below is a list of the most victorious Creighton coaches in program history.

Most Coaching Wins, Creighton History			
Rk.	W-L	Name	Years
1.	327-176	Dana Altman	1994-2010
2.	165-66	Arthur A. Schabinger	1922-35
<b>3.</b>	<b>140-71</b>	<b>Greg McDermott</b>	<b>2010-Pres.</b>
4.	138-118	John J. "Red" McManus	1959-69
5.	130-64	Tom Apke	1974-81

### Playing With The Lead At Home

Creighton did not trail in 9-of-18 home games this season, and hasn't trailed in 61-of-221 overall games played at CenturyLink Center Omaha all-time.

### Against The BIG EAST

Since joining the BIG EAST in 2014, Creighton is unbeaten at home against St. John's, the only team it can say that for. The only two road venues in which it has not won are Providence and Georgetown.

Team	CU Home Games	CU Road Games
Butler	2-1	1-2
DePaul	2-1	3-0
Georgetown	2-1	0-3
Marquette	2-1	2-1
Providence	1-2	0-3
Seton Hall	1-2	2-1
St. John's	3-0	1-2
Villanova	1-2	1-2
Xavier	2-1	1-2
<b>Total</b>	<b>16-11</b>	<b>11-16</b>

### Watson Named National Player of the Week

Creighton guard **Maurice Watson Jr.** was named National Player of the Week by **CBSports.com**

and **NBCSports.com** on Feb. 15th after leading the Bluejays to a pair of wins in the previous week. He was also the BIG EAST Player of the Week for the second time this season for his efforts.

Watson averaged 25.0 points, 7.5 assists, 6.0 rebounds and 2.0 steals as Creighton defeated No. 5 Xavier (70-56) and won at Marquette (65-62). Watson made 54.5 percent of his shots from the field and 81.3 percent of his free throw attempts.

The Philadelphia, Pa., native began his week with 32 points, seven rebounds, five assists and two steals in Creighton's victory over No. 5 Xavier. Watson scored 22 of his points after the intermission as Creighton picked up a win at home over a top-five team for the first time since 1970. Watson also became Creighton's first player since **Benoit Benjamin** (in 1985) with at least 32 points, seven rebounds and five assists in a game.

Watson then had 18 points, 10 assists and five rebounds in a 65-62 win at Marquette. Watson tied the game with 2:32 left with a pair of free throws, and assisted on the go-ahead three-pointer with 1:05 left that helped CU move into sole possession of third place in the BIG EAST. The game was Watson's third double-double of the winter, and he became the first Bluejay since **Duan Cole** in 1989-90 with four games of 10+ assists in the same season.

Watson was the first Creighton player named National Player of the Week by **CBSports.com** since **Doug McDermott** was three times (Jan. 6, Jan. 13, Feb. 17) during a 2013-14 season that

## 2015-16 Creighton's Top Performances

### Points

35, Cole Huff vs. Seton Hall, 3/10  
 32, Maurice Watson Jr. vs. #5 Xavier, 2/9  
 31, Isaiah Zierden at DePaul, 1/17  
 28, Cole Huff vs. DePaul, 2/6  
 27, Geoffrey Groselle vs. North Texas, 12/21  
 27, Maurice Watson Jr. vs. Georgetown, 1/5  
 26, Cole Huff vs. Rutgers, 11/23  
 26, James Milliken at Providence, 3/2  
 24, Isaiah Zierden vs. UTSA, 11/17  
 22, Khyri Thomas at Loyola (Chicago), 12/5  
 22, Geoffrey Groselle at St. John's, 12/31  
 22, Maurice Watson Jr. at Butler, 2/16  
 22, Geoffrey Groselle vs. St. John's, 2/28  
 22, James Milliken at #5 Xavier, 3/5  
 21, Maurice Watson Jr. at #14 Indiana, 11/19  
 21, James Milliken vs. Seton Hall, 1/30  
 21, Cole Huff at #5 Xavier, 3/5  
 20, Geoffrey Groselle vs. Massachusetts, 11/25  
 20, Geoffrey Groselle at Seton Hall, 1/9  
 20, Maurice Watson Jr. vs. #18 Butler, 1/23  
 20, Maurice Watson Jr. vs. Alabama, 3/15

### Rebounds

14, Geoffrey Groselle vs. Alabama, 3/15  
 12, Geoffrey Groselle at Loyola (Chicago), 12/5  
 11, Ronnie Harrell Jr. vs. North Texas, 12/21  
 11, Cole Huff at St. John's, 12/31  
 11, Geoffrey Groselle vs. DePaul, 2/6  
 11, Geoffrey Groselle vs. St. John's, 2/28

### Assists

14, Maurice Watson Jr. at Seton Hall, 1/9  
 10, Malik Albert vs. UTSA, 11/17  
 10, Maurice Watson Jr. vs. Rutgers, 11/23

10, Maurice Watson Jr. vs. IUPUI, 12/12  
 10, Maurice Watson Jr. at Marquette, 2/13

### Steals

5, Isaiah Zierden vs. Arizona State, 12/2  
 5, Cole Huff at #5 Xavier, 3/5  
 4, Isaiah Zierden at Seton Hall, 1/9  
 4, Isaiah Zierden vs. Marquette, 2/24  
 3, Isaiah Zierden vs. UTSA, 11/17/15  
 3, Isaiah Zierden at Loyola (Chicago), 12/5  
 3, Isaiah Zierden vs. Nebraska, 12/9  
 3, Khyri Thomas vs. North Texas, 12/21  
 3, Maurice Watson Jr. at St. John's, 12/31  
 3, Isaiah Zierden at St. John's, 12/31  
 3, Isaiah Zierden vs. Georgetown, 1/5  
 3, Khyri Thomas vs. #12 Providence, 1/12  
 3, Isaiah Zierden at DePaul, 1/17  
 3, Cole Huff vs. DePaul, 2/6  
 3, Malik Albert vs. Seton Hall, 3/10  
 3, Khyri Thomas vs. Alabama, 3/15

### Blocked Shots

3, Geoffrey Groselle vs. Western Illinois, 11/28  
 3, Zach Hanson vs. IUPUI, 12/12  
 3, Zach Hanson vs. North Texas, 12/21  
 3, Geoffrey Groselle at St. John's, 12/31  
 3, Geoffrey Groselle at Butler, 2/16  
 3, Zach Hanson vs. Marquette, 2/24  
 3, Geoffrey Groselle vs. St. John's, 2/28  
 3, Geoffrey Groselle vs. Alabama, 3/15

### Field Goals

11, Maurice Watson Jr. vs. #5 Xavier, 2/9  
 11, Cole Huff vs. Seton Hall, 3/10  
 10, Cole Huff vs. Rutgers, 11/23

10, Maurice Watson Jr. at Butler, 2/16  
 9, Maurice Watson Jr. at #14 Indiana, 11/19  
 9, Khyri Thomas at Loyola (Chicago), 12/5  
 9, Geoffrey Groselle at St. John's, 12/31  
 9, Maurice Watson Jr. vs. Georgetown, 1/5  
 9, Isaiah Zierden at DePaul, 1/17  
 9, Cole Huff vs. DePaul, 2/6

### 3-Point Field Goals

8, Isaiah Zierden at DePaul, 1/17  
 7, Cole Huff vs. Seton Hall, 3/10  
 5, Isaiah Zierden vs. UTSA, 11/17  
 5, Isaiah Zierden vs. IUPUI, 12/12  
 4, Cole Huff vs. Rutgers, 11/23  
 4, Toby Hegner vs. Arizona State, 12/2  
 4, Isaiah Zierden vs. Arizona State, 12/2  
 4, Khyri Thomas at Loyola (Chicago), 12/5  
 4, Toby Hegner vs. IUPUI, 12/12  
 4, Cole Huff at #3 Oklahoma, 12/19  
 4, Isaiah Zierden vs. Coppin State, 12/28  
 4, James Milliken vs. Seton Hall, 1/30  
 4, Cole Huff vs. DePaul, 2/6  
 4, James Milliken vs. St. John's, 2/28  
 4, James Milliken at Providence, 3/2  
 4, James Milliken at #5 Xavier, 3/5  
 4, Cole Huff at #5 Xavier, 3/5

### Free Throws

11, Geoffrey Groselle vs. North Texas, 12/21  
 9, Maurice Watson Jr. vs. #5 Xavier, 2/9  
 8, Maurice Watson Jr. vs. Rutgers, 11/23  
 8, Geoffrey Groselle vs. Massachusetts, 11/25  
 8, Maurice Watson Jr. vs. #18 Butler, 1/23

saw him sweep National Player of the Year honors. McDermott was also named [NBCSports.com](http://NBCSports.com) National Player of the Week on both Jan. 13 and Feb. 17 of that same season.

### Late Game Treys

**Toby Hegner** made three three-pointers in the second half of the Feb. 13 win at Marquette, none bigger than one that tied the game with 3:26 left.

Hegner improved to 12-for-17 from three-point range in the final five minutes of games this season, good for 70.6 percent. Hegner also leads the team with 24 rebounds, six more than any other teammate, in the last five minutes of games this season.

On a related topic, **James Milliken's** go-ahead three-pointer with 1:05 left also was a key to victory. It was Creighton's first go-ahead three-point basket in the final 65 seconds of a game since **Doug McDermott** at Butler on Feb. 13, 2014, exactly two years earlier to the day. McDermott also drained a go-ahead trey to beat St. John's on Jan. 28, 2014, with 2.8 seconds left.

### Stat Sheet Stuffer

**Maurice Watson Jr.** did a little bit of everything in carrying Creighton to a 70-56 win over No. 5 Xavier on Feb. 9, finishing with 32 points, seven rebounds and five assists in the victory.

Watson is Creighton's second player with at least 32 points, seven rebounds and five assists in the same game since the 1980-81 season, joining **Benoit Benajamin's** monstrous game of 45 points, 16 rebounds and five assists vs. Indiana State on January 19, 1985.

Per [Basketball-Reference.com](http://Basketball-Reference.com), Watson is just the third BIG EAST player in the last six seasons with a 32/7/5 game, joining UConn's **Kemba Walker** (33/12/5) vs. Syracuse on March 11, 2011, and Villanova's **Maalik Wayns** (39/13/6) at Cincinnati on Jan. 14, 2012.

### Stuff On Huff

**Cole Huff** made his first seven shots and finished with 28 points vs. DePaul in Creighton's Feb. 6 win.

Eighteen of Huff's points came in the final 5:14 of the first half, a span during which Creighton scored 20 points as a team. Huff made seven straight shots.

Huff's 28 points came in just 22 minutes, as he drained 9-of-11 shots overall. Huff's the first Bluejay with at least 28 points in 22 minutes or less since **Larry House** had 28 points in 22 minutes in his final home game, a March 3, 2003 win over Wichita State.

Huff's 28 points were the most by a Bluejay reserve since **Cavel Witter** scored 42 points in a double-overtime win over Bradley on March 1, 2008.

### More Points = Better Results

History has shown that the more Creighton scores, the better the team does.

Creighton's best record against any BIG EAST foe since joining the league is the 7-1 mark against DePaul, a team it scores 79.4 points per game against.

Creighton's worst record against any BIG EAST

foe since joining the league is the 1-6 mark against Providence, a team it scores just 63.7 per game against.

PPG	Opponent	CU W-L
79.4	DePaul	7-1
79.3	Xavier	4-3
75.2	St. John's	4-2
74.7	Villanova	2-4
72.0	Seton Hall	3-4
70.0	Butler	3-3
67.8	Marquette	4-2
63.9	Georgetown	2-5
63.7	Providence	1-6

### Bench Impressive

Creighton's bench contributed 51 points in its Feb. 6th victory over DePaul, with 28 of those points coming from **Cole Huff**.

Creighton's 51 points by its reserves were the most since it scored 54 in a double-overtime win over South Dakota on Dec. 9, 2014 and its most in regulation since putting up 54 vs. Alcorn State on Nov. 8, 2013. Creighton last had 50+ points off the bench in a league game on March 1, 2008, when the reserves supplied 77 points in a double-overtime win over Bradley.

The Bluejay bench has scored 881 points so far this season, an average of 26.70 points per contest. That's the program's best figure since the 2007-08 team averaged 36.91 points per game.

Creighton's bench has contributed 34 double-figure performances this season.

Creighton's bench has outscored the bench of its opponents 881-653 this season, and 4,691-3,615 in **Greg McDermott's** six years on the Bluejay sideline.

### Zierden With Efficient Eight vs. DePaul

**Isaiah Zierden's** eight three-pointers at DePaul (Jan. 17) are tied for third-most in Creighton history for a single-game, and one shy of the record set by **Kyle Korver** (1/15/03 vs. Evansville) and **Ethan Wragge** (1/20/14 at #4 Villanova).

Zierden is one of four men with exactly eight trifectas in a contest, joining Korver (12/31/02 at #19 Xavier), **Tad Ackerman** (1/23/95 at Drake) and **Terrell Taylor** (3/15/02 vs. #15 Florida).

Of the players to make eight or more three-pointers in a Creighton game, Zierden's 11 attempts are easily the fewest, two less than Ackerman and Korver (at Xavier). Both Korver (vs. Evansville) and Wragge needed 14 attempts, while Taylor set the school-record with 15 attempts against Florida.

Zierden's eight three-pointers vs. DePaul are tied for the most by any BIG EAST player in a game this season.

### 30 Point Efforts

In **Greg McDermott's** first five years at Creighton, only **Kenny Lawson Jr.** (once) and **Doug McDermott** (27 times) ever scored 30 or more points in a game.

In the last two months alone, **Maurice Watson Jr.** (32 vs. No. 5 Xavier on Feb. 9), **Isaiah Zierden** (31 points at DePaul on Jan. 17) and **Cole Huff** (35 points vs. Seton Hall on March 10) have each surpassed 30 points in a game.

This is the first time since at least 1967-68 that

Creighton has had three different players reach 30 points in the same season.

Huff's 35 points are the most by any Bluejay since **Doug McDermott** also scored 35 in the quarterfinals of the BIG EAST Tournament vs. DePaul in 2014.

Before the Seton Hall loss in the quarterfinals, the last time a Bluejay scored 31 or more in a loss came on Dec. 31, 2002, when **Kyle Korver** compiled 32 points in a two-point loss at No. 19 Xavier.

Creighton had won 29 straight games in which an individual has scored 31 points or more. In addition to one such game from Zierden and Watson, that streak included 31 point (or more) games from **Doug McDermott** (21 times), **Nate Funk** (3), **Kyle Korver** (1), **Johnny Mathies** (1) and **Cavel Witter** (1).

### Dynamite Start For Watson

**Maurice Watson Jr.** has 474 points in his first 33 games as a Creighton Bluejay.

Since 1995-96, Watson's figure is the second-most among all Creighton newcomers through 33 games, six more than **Doug McDermott's** 468 points at this point.

McDermott would finish his career with 3,150 in 145 career games to rank fifth in NCAA history.

### Most Points In CU Newcomer's First Season Since 1995-96

Pts.	Name, Class	Year
581	Doug McDermott, Fr.	2010-11
<b>474</b>	<b>Maurice Watson Jr., Jr.</b>	<b>2015-16</b>
421	Rodney Buford, Fr.	1995-96
416	P'Allen Stinnett, Fr.	2007-08
<b>373</b>	<b>Cole Huff, Jr.</b>	<b>2015-16</b>
317	Doug Swenson, Jr.	1997-98
317	Brody Deren, So.	2001-02
316	Gregory Echenique, So.	2010-11
295	Ryan Sears, Fr.	1997-98

### Go Mo Go

Creighton's **Maurice Watson Jr.** is one of four players nationally this year with at least 200 assists, 150 two-point baskets and 30 steals or more.

Last year the only men to do this nationally were **Jerian Grant**, **Kris Dunn** and **Cameron Payne**.

Joining him this year are some of the top point guards in the nation, as seen below:

150 2FG's, 200 Assists & 30 Steals (thru 3/16)					
Name, School	2FG	AST	STL	TO	
Kay Felder, Oakland	175	296	65	110	
Kyle Collinsworth, BYU	181	256	66	118	
<b>Maurice Watson Jr., Creighton</b>	<b>156</b>	<b>212</b>	<b>31</b>	<b>111</b>	
Dallas Moore, North Florida	192	205	31	64	

### What's Your Twenty?

**James Milliken** had a career-high 26 points on March 2nd at Providence, and is one of six Creighton players to score 20 points or more this season. In addition to Milliken (3x), **Isaiah Zierden** (2x), **Cole Huff** (4x), **Maurice Watson Jr.** (6x), **Khyri Thomas** and **Geoffrey Groselle** (5x) have all reached that mark.

By comparison, last year Creighton had five players all year reach 20+ points (**Austin Chatman**, **Toby Hegner**, **Will Artino**, Milliken and Zierden), and in the two previous years had only three players surpass 20 points in any game.

The last previous time that Creighton had six men have 20 or more points in a game during the

same season was 1972-73, when **Gene Harmon, Al Lewis, Ted Wuebben, Doug Brookins, Ralph Bobik** and **Gene Ellefson** all did it.

Creighton also has five different men with 25 points or more in a game this season, the first time it's had five or more 25+ point scorers in the same season since at least 1968-69. The last time CU had four men with games of 25+ points in the same campaign was 1976-77 (**Rick Apke, Robert Scrutchens, John C. Johnson** and **Cornell Smith**).

### Winning Formulas

Below are the records for each current BIG EAST school over the last four, 10 and 16 (since 2000-01) seasons, ranked by overall wins, through games of March 16.

#### Most Wins - Last 4 Years (2012-13 - Present)

Team	W	L
Villanova	111	27
<b>Creighton</b>	<b>88</b>	<b>49</b>
Xavier	88	46
Providence	87	49
Butler	85	47
Georgetown	80	51
Marquette	76	56
Seton Hall	73	58
St. John's	66	65
DePaul	44	84

#### Most Wins - Last 10 Years (2006-07 - Present)

Team	W	L
Butler	253	94
Xavier	243	100
Villanova	244	98
<b>Creighton</b>	<b>229</b>	<b>117</b>
Georgetown	222	110
Marquette	221	121
Providence	181	145
Seton Hall	173	148
St. John's	160	164
DePaul	111	208

#### Most Wins Since 2000-01

Team	W	L
Xavier	380	154
Butler	379	156
<b>Creighton</b>	<b>368</b>	<b>169</b>
Villanova	366	170
Marquette	347	183
Georgetown	340	182
Providence	281	226
Seton Hall	269	232
St. John's	242	258
DePaul	202	293

### Pink Out Auction Raises More Than \$21,000

Creighton raised more than \$21,000 during its "Creighton vs. Cancer Pink Out" game vs. Seton Hall on Jan. 30th.

Bluejay players wore pink shooting shirts and pink jerseys for the game and, like last year's event, fans had the opportunity to honor a friend or family member who has battled cancer or is currently battling cancer by purchasing the apparel via auction (the shooting shirt could be personalized – last name, nickname, etc.).

The first 16,000 fans entering the venue received a complimentary pink t-shirt courtesy of CHI Health and Methodist Estabrook Cancer Center.

Complimentary "Pink Out" posters were also available to fans exiting the venue after the game.

This year's Creighton vs. Cancer jersey auction raised \$16,527.90 and donations brought in an

additional \$5,000. The past five seasons has seen \$126,203.04 raised in the jersey auction.

Below is the final numbers for each item in the auction this year:

#0	\$710	#1	\$532.40	#2	\$1125
#4	\$1035	#5	\$455	#10	\$1397
#11	\$910	#12	\$620	#13	\$1009
#15	\$610	#20	\$485	#21	\$1280
#22	\$960	#23	\$860	#32	\$1125
#40	\$1025	#41	\$1275		

**Basketballs:** \$242.50, \$230.50, \$227.50, \$210.50, \$203.50

### Some People Call Him Maurice

**Maurice Watson Jr.** dished 14 assists in Creighton's win at Seton Hall on Jan. 9. While it was three shy of his collegiate high accomplished while he was at Boston University, the 14 helpers were his most in a Creighton uniform.

Watson's 14 assists tie Providence's **Kris Dunn** (twice) for the most by any BIG EAST player this season, and were the most in a regular-season BIG EAST game since **Dee Davis** had 15 assists vs. Providence on Feb. 7, 2015.

Watson's 14 assists are tied for eighth-most nationally in a game this season, and directly led to 37 points by the Bluejays in that game.

Watson's 14 assists were the most ever by a Creighton player in any conference game.

Watson's 14 assists were the most by any Bluejay since **Ralph Bobik** tied his own school-record with 17 assist vs. Bradley on Jan. 22, 1974. Below is a list of the six occasions in CU history in which a player has had 13 or more assists.

Ast.	Name, Opponent	Date
17	Ralph Bobik at St. Francis (Pa.)	02/23/73
	Ralph Bobik vs. Bradley	01/22/74
16	Ralph Bobik vs. BYU	12/17/73
<b>14</b>	<b>Maurice Watson Jr. at Seton Hall</b>	<b>01/09/16</b>
13	Latrell Wrightsell vs. Nebraska	12/07/91
	Jason Bey vs. Southern Illinois	02/27/95

### Full House

Last year's Creighton team averaged 17,048 fans in 17 home dates, good for sixth-nationally, and better than 11 NBA franchises.

It's the 10th straight season that CU has been among the nation's top 25 in average home attendance, and the fourth straight season in the top-six nationally in attendance, as well.

Last year Creighton was the nation's first team to average 17,000+ fans, despite a losing record, since Louisville in 2000-01.

This year's team is averaging 16,468 fans per game, which ranks ninth nationally through March 16th.

#### 2015-16 Attendance Leaders

Rk.	School	Average	Next Home
1.	Kentucky	23,362	Done
2.	Syracuse	21,592	Done
3.	Louisville	20,860	Done
4.	North Carolina	18,326	Done
5.	Maryland	17,863	Done
6.	Wisconsin	17,287	Done
7.	Indiana	17,106	Done
8.	North Carolina State	16,758	Done
<b>9.</b>	<b>Creighton</b>	<b>16,468</b>	<b>3/19</b>
10.	Kansas	16,436	Done
11.	Nebraska	15,430	Done
12.	Arkansas	14,879	Done
13.	Arizona	14,527	Done
14.	Marquette	13,808	Done
15.	Purdue	13,662	Done

Highest Average Attendance, Creighton History	Avg. Att.	School	Year
	17,896	Creighton	2013-14
	17,155	Creighton	2012-13
	17,048	Creighton	2014-15
	16,665	Creighton	2011-12
	<b>16,468</b>	<b>Creighton</b>	<b>2015-16</b>
	15,930	Creighton	2008-09
	15,909	Creighton	2006-07
	15,333	Creighton	2007-08
	14,495	Creighton	2009-10
	13,901	Creighton	2005-06

### Over .500, Again

Creighton has been better than .500 at the midway point in league play in 19 of the last 20 seasons, including this year.

Creighton has also gone 5-4 or better in the second half of league action in 18 of the last 20 seasons.

Creighton has now made the postseason each of the last 18 times it's been 5-4 or better at the midway point, and missed it the only time they weren't in that span.

Here's how Creighton's teams have fared in the various halves of the MVC/BIG EAST season since 1995-96.

Year	1st Half	2nd Half
<b>2015-16</b>	<b>5-4</b>	<b>4-5</b>
2014-15	1-8	3-6
2013-14	8-1	6-3
2012-13	7-2	6-3
2011-12	8-1	6-3
2010-11	5-4	5-4
2009-10	5-4	5-4
2008-09	5-4	9-0
2007-08	5-4	5-4
2006-07	6-3	7-2
2005-06	7-2	5-4
2004-05	5-4	6-3
2003-04	7-2	5-4
2002-03	8-1	7-2
2001-02	8-1	6-3
2000-01	5-4	9-0
1999-00	5-4	6-3
1998-99	6-3	5-4
1997-98	5-4	7-2
1996-97	5-4	5-4
1995-96	4-5	5-4
<b>Total</b>	<b>120-69 (.635)</b>	<b>122-67 (.646)</b>

### Standard Five

Creighton used the same starting line-up in each of its first 18 games this season before finally making a change on Jan. 17 (in game 19) when **Toby Hegner** replaced **Cole Huff** in the first five.

Creighton has used six starting line-up combinations this season overall now.

Last season Creighton used 10 different starting line-up combinations, its most in any season since using 11 pairings in 1994-95.

Creighton used the same starting five combination for every game in 2011-12, and then again in 2012-13.

### Watson Dishes and Scores

**Maurice Watson Jr.** continues to extend his team lead in both scoring and assists. In fact, in Watson had owned or shared the team lead in assists in 23 straight games before that streak was snapped vs. Alabama on Tuesday.

Watson is on pace to become Creighton's sixth player since 1970-71 to lead the club in both points per game and assists per game, as seen below:

#### Creighton Leaders in PPG & APG, Since 1970-71

Name, Year	PPG	APG
Kevin McKenna, 1979-80	16.5	3.7
Matt Petty, 1992-93	17.2	3.1
Kyle Korver, 2001-02	15.1	3.3
Nate Funk, 2003-04	11.1	2.7
Nate Funk, 2006-07	17.7	3.0
Austin Chatman, 2014-15	11.5	3.7
<b>Maurice Watson Jr., 2015-16</b>	<b>14.4</b>	<b>6.4</b>

#### Mo' Points, Mo' Assists

**Maurice Watson Jr.** leads Creighton in both scoring and assists, and he's doing things at a rate that has never been approached in school history.

Since the program began tracking assists in 1970-71, Watson is one of four men to average at least 12 points and five assists per game. However, he's the only one in that quartet that's scored 12 points per game while also averaging six assists per contest.

#### 12+ PPG & 5+ APG, Since 1970-71 at Creighton

Name, Year	PPG	APG
Ralph Bobik, 1971-72	14.1	5.2
James Farr, 1988-89	12.0	5.0
Antoine Young, 2010-11	13.1	5.0
<b>Maurice Watson Jr., 2015-16</b>	<b>14.4</b>	<b>6.4</b>

#### Big Deficits, No Big Deal

Creighton owns 15 victories under **Greg McDermott** after trailing by double-figures at some point, including DePaul (down 12) on January 17th. Eight of those comebacks came away from home.

On Nov. 19, 2014, Creighton trailed 42-24 to No. 18 Oklahoma with 18:30 to go before putting together a comeback for the ages. It was CU's largest comeback victory under **Greg McDermott** (see chart below), the second-largest since 2000 (see chart below), and the second-biggest in the history of CenturyLink Center Omaha (see chart, left column on page five).

On the other hand, CU is 123-8 under McDermott when putting together double-digit leads, including wins 111 of the last 115 times.

#### Double-Digit Comebacks Under Greg McDermott

Deficit	Opponent	Date
18	#18 Oklahoma	11/19/14
17	at San Diego State	11/30/11
16	at Evansville	02/16/13
14	Evansville	02/21/12
13	at Saint Joseph's	11/16/13
13	Xavier	01/12/14
12	Saint Joseph's	12/11/10
<b>12</b>	<b>at DePaul</b>	<b>01/17/16</b>
11	at Wichita State	12/31/11
11	Northern Iowa	01/10/12
11	vs. Alabama	03/16/12
10	UAB	11/14/12
10	vs. Drake	03/02/12
10	at Nebraska	12/07/14
10	South Dakota	12/09/14

#### CenturyLink Center Omaha Dramatics

Providence's **Kris Dunn** hit a game-winning shot as time expired to beat Creighton on Jan. 12th. It was the first game-winning shot with no time left to ever to beat Creighton at CenturyLink Center Omaha, exceeding the previous low with 1.9 seconds left by Butler's **Roosevelt Jones** last year.

Dunn's shot was the first to beat Creighton

(at any site) with no time left on the clock since **Anthony James** drained a game-winning three-pointer for Northern Iowa in a 65-62 win on Feb. 4, 2012 in Cedar Falls, Iowa.

After allowing just two game-winning go-ahead scores in the last 10 seconds in the first 11 seasons at CenturyLink Center Omaha, Creighton has allowed that to happen four times in the past 13 months alone.

Creighton is now 7-6 in games with a game-winning go-ahead score in the final 10 seconds in the 13-year old facility.

#### Creighton's Go-Ahead Scores in Wins at CLCO, Last 10 Seconds

Date	Opponent	Score	Player/Score	Time
11/26/05	Dayton	W 91-90*	Funk FG	:5.7
01/28/06	Wichita St.	W 57-55	Tolliver FG	:0.0
11/25/06	George Mason	W 58-56	Watts FT	:7.5
03/18/08	Rhode Island	W 74-73	Witter 3FG	:3.2
01/13/10	Southern Illinois	W 71-69	Young FG	:1.3
02/18/12	Long Beach St.	W 81-79	Young FG	:0.3
01/28/14	St. John's	W 63-60	McDermott 3FG	:2.8

\*double-overtime

#### Opponent Go-Ahead Scores in CU Losses at CLCO, Last 10 Seconds

Date	Opponent	Score	Player/Score	Time
03/20/06	Miami (Fla.)	53-52	G. Diaz FT	:2.6
01/20/07	Southern Illinois	58-57	B. Mullins FG	:4.1
01/10/15	#19 Seton Hall	68-67	S. Gibbs 3FG	:2.2
02/16/15	#19 Butler	58-56	R. Jones FG	:1.9
03/07/15	Xavier	74-73	D. Davis FT's	:6.3
<b>01/12/16</b>	<b>#12 Providence</b>	<b>50-48</b>	<b>K. Dunn FG</b>	<b>:0.0</b>

#### Assists Are Elementary For Watson

**Maurice Watson Jr.** had his fifth game this season with 10 or more assists when he dished 10 dimes on March 5th at Xavier. Watson had six such games at Boston University in his first two years as a collegian.

Watson is the first Bluejay with four or more games of 10 or more assists in the same season since **Duan Cole**, who had four such games in 1989-90.

#### Magic Number is 79

Creighton has scored 79 points or more in 15 of its 19 wins thus far. Creighton averages 87.1 points per game in its 19 wins this winter, compared to 68.9 per game when it loses.

#### Watson Reaches Milestones

Though he's still relatively new to Creighton, that hasn't kept **Maurice Watson Jr.** from reaching a couple big milestones at the collegiate level.

Watson owns 474 points and 212 assists at Creighton this season, and when combined with his 800 points and 410 assists in two seasons at Boston University, now owns career collegiate totals of 1,274 points and 622 assists.

Only two players have ever attained 1,000 points and 500 assists (all with CU) during their Creighton careers, **Ryan Sears** (1,309/570) and **Antoine Young** (1,342/505). Both Sears and Young got there as seniors.

Watson is currently averaging 6.42 assists per game. Creighton's last player to average 6.0 assists per game or more for an entire season is **Randy Eckker's** 7.3 assists per contest in 1976-77.

Overall, Watson's 1.91 assist/turnover ratio this year ranks eighth in the BIG EAST (min. 3.0 assists per game), and his career ratio (including Boston)

of 2.05 assists per turnover ranks 19th-best nationally among active players with 400 or more career assists.

That ratio ranks better than such highly-touted men such as **Yogi Ferrell** (2.00), **Denzel Valentine** (2.02) and **Kris Dunn** (1.76).

Watson surpassed 1,000 career points on Jan. 5 vs. Georgetown in the 81st game of Watson's collegiate career. If you're curious to see how that stacks up with others in recent Creighton history to reach 1,000 career points, here's a list:

#### Games To 1,000 CU Points, Last 15 Bluejays

Name	Games to 1,000 pts.	Date
Austin Chatman	139	03/11/15
Ethan Wragge	132	01/18/14
Gregory Echenique	101	03/24/13
Doug McDermott	57	01/15/12
Antoine Young	115	12/10/11
Kenny Lawson Jr.	108	11/21/10
P'Allen Stinnett	86	01/16/10
Dane Watts	115	01/22/08
Anthony Tolliver	124	03/16/07
Johnny Mathies	91	03/03/06
Nate Funk	92	02/28/05
Kyle Korver	81	01/30/02
Ben Walker	105	01/06/01
Ryan Sears	97	12/01/00
Rodney Buford	59	03/01/97

#### Groselle Good As Gold

**Geoffrey Groselle** made his last five shots in an 8-for-9 against North Texas on Dec. 21, then followed it with an 8-for-8 showing from the floor vs. Coppin State one week later. On Dec. 31 at St. John's, Groselle made his first eight shots before finishing 9-of-10. Groselle was also perfect from the field vs. Villanova on Jan. 2nd, though he only attempted one shot.

The streak of 21 straight field goals made was just nine shy of the NCAA record set this season by Yale's **Brandon Sherrod**.

The recent play has moved Groselle's field goal percentage to 68.6 percent, the third-best mark nationally (min 5 FGA/game) and best in the BIG EAST (min. 3 FG/game).

If you're curious, the NCAA record (min. 5 FG/game) was set in 1981 by Oregon State's **Steve Johnson**, who shot 74.6 percent, while the Creighton record (min. 200 attempts) is 67.4 percent set by **Vernon Moore** in 1984-85.

Groselle's older brother, **Mike Groselle**, played at The Citadel from 2009-13 and ranks eighth in Southern Conference history with a 58.9 career field goal percentage and led the league in that category as a senior when he shot 57.4 percent from the floor.

#### FG Percentage Leaders (through 3/16)

Rk.	Team	FG%
1.	Evan Bradds, Belmont	.712
2.	Thomas Bryant, Indiana	.686
<b>3.</b>	<b>Geoffrey Groselle, Creighton</b>	<b>.686</b>
4.	Venky Jois, Eastern Washington	.679
5.	Mamadou Ndiaye, UC Irvine	.668

#### Century Mark Back-to-Back

Creighton scored 105 points on Dec. 21st against North Texas, then had 102 more on Dec. 28th vs. Coppin State.

Creighton had not scored 100 points or more in consecutive games since Jan. 29 (104 at Idaho

State) and Feb. 2 (115 vs. Memphis) during the 1965-66 season, and had not scored 100 points twice in the same month since February of 1990.

Creighton has scored 100 points or more in fourth different games this season. It's the fourth different season in program history it's done that, and first time since 1971-72's squad did it five times.

The 1965-66 team cracked the century mark seven times, while the 1971-72 club reached triple-digits five times.

### Man Of Steal

**Isaiah Zierden** ranks ninth in the BIG EAST with 44 steals this season. He owns nine games this season with three steals or more, and had at least three in each of CU's first four BIG EAST victories this winter.

By comparison, Zierden had a total of three steals (in 28 games and 304 minutes) as a freshman, and 12 steals (in 20 games and 558 minutes) a year ago. Zierden owned just two steals in 23 career BIG EAST games entering the season.

### The Link Turns Into The Dunk Tank

Creighton has put down 54 dunks in 33 games as a unit this year. By comparison, Creighton had 29 dunks in 33 games all last season.

Eight different men have thrown down a dunk this winter, led by 17 from **Geoffrey Groselle**, 12 from **Zach Hanson** and 11 by **Khyri Thomas**.

### The Fast And The Furious

Creighton has 315 fast break points already this winter. By comparison, last year Creighton had a total of 143 fast break points (4.3 per game), and never had more than 11 in any contest.

Creighton had a whopping 30 fast break points in its Nov. 14 win over Texas Southern, then added 24 more on Nov. 17 vs. UTSA.

Creighton's 30 fast break points are believed to be its most since moving to CenturyLink Center Omaha in 2003, with the next highest mark on file (before Texas Southern on Nov. 14) was listed as 24 vs. Kennesaw State on Nov. 26, 2010.

### Pace Makers

Creighton ranks 38th nationally in scoring offense, averaging 79.33 points p'er game to date.

This year's team has scored 79 points or more in 15 of its 19 victories, significantly better than last year's team that reached 85 points just twice all winter.

Since 2000-01, Creighton owns 54 games of 85+ points in the eight seasons it has made the NCAA Tournament, compared to 31 such outbursts in the eight years it has missed the Big Dance.

Year	85+ Point Games	Postseason?
2015-16	12	NIT
2014-15	2	None
2013-14	12	NCAA
2012-13	7	NCAA
2011-12	13	NCAA
2010-11	3	CBI
2009-10	2	CIT
2008-09	3	NIT
2007-08	6	NIT
2006-07	0	NCAA

2005-06	2	NIT
2004-05	1	NCAA
2003-04	1	NIT
2002-03	11	NCAA
2001-02	6	NCAA
2000-01	4	NCAA

### Release, Rotation, Splash, Repeat

Creighton has made at least one three-pointer in 746 straight games since a 59-53 loss at Illinois State on Feb. 20, 1993. The streak is the nation's 22nd-longest active streak.

Creighton's last win without making a three-point basket came on March 3, 1991 when the Jays went 0-for-2 from three-point range in a 71-66 win over Southern Illinois in the championship game of the MVC Tournament.

Courtesy Stats Inc., below is a list of the nation's longest active three-point streaks.

Longest Active 3-Point Streaks (thru 3/14)			
Rk.	Streak	School	Next Game
1.	973	UNLV	Done
	973	Kentucky	3/17
3.	964	Vanderbilt	Done
4.	944	Duke	3/17
5.	905	Western Kentucky	Done
6.	901	Arkansas	Done
7.	892	East Tennessee State	Done
8.	885	Pacific	Done
9.	867	Oakland	Done
10.	857	Texas	3/18
11.	844	Princeton	Done
12.	831	Florida	3/20
13.	810	La Salle	Done
14.	808	Marshall	Done
15.	799	Baylor	3/17
16.	776	LIU-Brooklyn	Done
17.	772	Cornell	Done
18.	770	Gonzaga	3/17
19.	756	Mount St. Mary's	Done
20.	755	Tennessee State	Done
21.	748	East Carolina	Done
22.	746	<b>Creighton</b>	3/19
23.	709	Lafayette	Done
24.	707	DePaul	Done
25.	703	Davidson	Done

### Triple Threat

**Khyri Thomas** entered the Dec. 9 game vs. Nebraska with five total assists in Creighton's first eight games, but the freshman guard would match that total in the first 14 minutes, and tallied seven helpers overall.

Thomas finished with seven points, seven assists and nine rebounds against the Cornhuskers. He is just the third Bluejay in **Greg McDermott's** six-year tenure to post at least seven points, seven rebounds and seven assists in the same game, joining **Austin Chatman** and **Grant Gibbs**. Both Chatman and Gibbs did it twice each. **Maurice Watson Jr.** has also done it once since then (Jan. 26 at Georgetown).

Creighton has never had a traditional point/rebound/assist triple-double.

7+ Point, 7+ Rebound, 7+ Assist Games, Since 2010-11					
Pts.	Reb.	Asst.	Name	Date	
12	10	7	Grant Gibbs	1/13/12	
12	7	9	Austin Chatman	11/11/13	
9	7	10	Grant Gibbs	12/19/11	
9	7	7	Austin Chatman	1/25/14	
7	9	7	<b>Khyri Thomas</b>	12/9/15	
16	8	7	<b>Maurice Watson Jr.</b>	1/26/16	

### Thomas Makes History

**Khyri Thomas** opened his Creighton career with 18 points in a win over Texas Southern, which earned him BIG EAST Freshman of the Week honors on Nov. 16th.

Thomas is the first Bluejay in program history to be named BIG EAST Freshman of the Week.

Creighton's last player to be named league Freshman/Newcomer of the Week following the first week of the season was **Doug McDermott** on Nov. 15, 2010, when CU was in the Missouri Valley Conference. McDermott would go on to be named First-Team All-MVC and, MVC Newcomer of the Year and MVC Freshman of the Year.

### Among The Best

Since the start of the 2010-11 season, which coincides with **Greg McDermott's** arrival, Creighton has been the nation's fifth-most accurate team from three-point range.

The Bluejays are 1759-4554 from deep in that time, shooting 38.63 percent.

Best 3FG%, Since 2010-11				
Rk.	Pct.	Team	3FG	3FGA
1.	.394	Indiana	1486	3774
2.	.390	Northern Colorado	1261	3237
3.	.390	Weber State	1533	3932
4.	.387	Denver	1451	3747
5.	<b>.386</b>	<b>Creighton</b>	<b>1759</b>	<b>4554</b>

### Shooting Stars

Creighton has proven to be one of the nation's best shooting teams since the 2010-11 season, which coincides with when **Greg McDermott** arrived at Creighton.

Check out the lists below that show various categories showcasing their dominance, through March 16th:

Most Games, 50% FG & 40% 3FG		
Rk.	Occasions	Team
1.	<b>69</b>	<b>Creighton</b>
2.	63	Gonzaga
3.	62	Kansas
4.	60	Denver
5.	59	Saint Mary's

Most Games, 50% 3FG		
Rk.	Occasions	Team
1.	46	Michigan State
2.	<b>45</b>	<b>Creighton</b>
3.	42	UCLA
	42	Northern Colorado
5.	41	Weber State

Most Games, 40% 3FG		
Rk.	Occasions	Team
1.	<b>105</b>	<b>Creighton</b>
	105	Duke
3.	101	Indiana
4.	99	Weber State
5.	97	Michigan State

Most Games, 50% FG		
Rk.	Occasions	Team
1.	101	Gonzaga
2.	97	Kansas
3.	91	Belmont
4.	88	Kentucky
5.	<b>87</b>	<b>Creighton</b>

Most Games, 60% FG		
Rk.	Occasions	Team
1.	18	Utah
2.	17	Creighton
3.	16	Ohio State
4.	15	Kansas
	15	Gonzaga

Most Games, 25+ Assists		
Rk.	Occasions	Team
1.	22	Michigan State
2.	17	North Carolina
	17	Sam Houston State
4.	16	BYU
5.	15	Iona
6.	14	Creighton

### A 60 Point Half!

Creighton scored 61 points in the first half on Nov. 17 vs. UTSA, tying a CenturyLink Center Omaha record first done in the second half vs. Houston Baptist on Dec. 12, 2007.

It was also the most points in any first half since scoring 61 vs. Drake on Feb. 3, 1990.

Creighton had not scored 60 points in any half since doing so in the first half on Nov. 25, 2011 vs. Campbell, and the 61 were tied for its second-most point in any half since 1996-97, trailing only a 63-point outburst in the second half of the 2002-03 opener vs. Texas-Arlington.

Creighton scored 60 points in a half for the second time this year when it did so in the second half of a 97-76 win over Massachusetts on Nov. 25th.

### Malik's Magic

Junior guard **Malik Albert** got extended run on Nov. 17 vs. UTSA with **Maurice Watson Jr.** saddled to the bench with two personal fouls. The Detroit native responded in a big way, finishing with 10 assists in 20 minutes of work. The 10 assists led to 28 points from his Bluejay teammates.

In the process, Albert became the nation's third reserve with 10 or more assists in 20 minutes or less in a win against a Division I team since 2010-11. He joins Kansas's **Naadir Tharpe** (12 assists in 20 minutes vs. American on Dec. 29, 2012) and Louisiana Tech's **Kenneth Smith** (10 assists in 20 minutes on Nov. 20, 2013 vs. Central Arkansas).

Per STATS Inc., Albert became the second BIG EAST reserve since 2004-05 with 10+ assists in 20 minutes or less against a Division I team, joining Marquette's **Maurice Acker** (12/28/08 vs. Presbyterian).

Albert is Creighton's only player in the last 30 years to have a game of 10 or more assists as a reserve.

### Big Margin Can Lead To Big Things

Creighton's 104-77 win last year vs. Central Arkansas was the second straight season the team has cracked triple-digits in a season-opener.

The 2015-16 season saw Creighton reach 90 points in each of its first two games this season, just the fourth time that's happened. Each of the previous three times (1973-74, 2011-12, 2013-14), the Bluejays would reach the NCAA Tournament and then win at last one game in the Big Dance.

Nine of Creighton's 19 all-time NCAA Tournament

teams have scored 90 or more points in their season-opener.

Here's a look at Creighton's last eight teams to score 90 or more in a season-opener, which shows that six of those teams to do so reached the NCAA Tournament.

Score	Opponent	Date	Final W-L	Post-Season
93-70	Texas Southern	11/14/15	???	NIT
104-77	Central Arkansas	11/14/14	14-19	--
107-61	Alcorn State	11/08/13	27-8	NCAA
97-65	N. Carolina A&T	11/11/11	29-6	NCAA
106-50	Texas-Arlington	11/17/02	29-5	NCAA
96-50	Western Illinois	11/20/00	24-8	NCAA
93-48	Towson State	11/14/98	22-9	NCAA
93-47	UT-San Antonio	11/30/90	24-8	NCAA

### Debut News

Creighton started three players on Nov. 14 who were making their Bluejay debut, as transfers **Cole Huff** and **Maurice Watson Jr.** joined true freshman **Khyri Thomas** in the first five.

Thomas' start was especially historic, as he became just the third true freshman to start since 1992-93, joining Bluejay legends **Doug McDermott** (2010-11) and **Ryan Sears** (1997-98). Both McDermott (145 games) and Sears (124) started every contest of their four-year Creighton careers.

### Huff Earns MVP Honor

Nevada transfer **Cole Huff** returned to the Silver State and picked up MVP honors of the 2015 Men Who Speak Up Main Event after averaging 19.0 points and 5.0 rebounds in the two wins.

Huff made 13-of-25 field goal attempts, including 7-of-15 three-pointers. He scored 26 points in the victory over Rutgers before a 12-point effort over UMass in the title game.

### Preseason BIG EAST Poll

Creighton was picked to finish ninth in its third season as BIG EAST Conference members according to a preseason poll of league coaches. Villanova was picked first with 81 points and nine first-place votes, while Georgetown (70, 1), Butler (67), Xavier (55) and Providence (45) round out the top half. The predicted lower half was Marquette (44), Seton Hall (27), DePaul (25), Creighton (23) and St. John's (13).

Creighton did not have any honorees on the Preseason All-BIG EAST Teams, which was led by Preseason Player of the Year **Kris Dunn** from Providence.

### Zierden Returns From Second Knee Injury

**Isaiah Zierden** had 15 points on Nov. 14 after missing the second half of last season after suffering a season-ending injury to his right knee for the second straight campaign.

Zierden was carried off the floor with 4:05 left in the first half on Jan. 21, 2015 at Butler and did not return.

An MRI two days later determined that Zierden partially tore the MCL in his knee, while also suffering an injury to his patella.

Unlike his first injury, Zierden elected to have surgery this time around, as he underwent a medical procedure in Washington, D.C., on Feb. 13, 2015.

The uncommon injury is very similar to one he suffered the previous March at Xavier, which caused him to miss CU's last seven games.

Zierden has missed two of the last three games with a shoulder injury.

### NBA Representation

This year marks the second time since 1970 (joining last season) that Creighton has three NBA players at the same time, as **Kyle Korver** (Atlanta Hawks), **Anthony Tolliver** (Detroit Pistons) and **Doug McDermott** (Chicago Bulls) are all in the league.

Including 2015-16, Creighton has now had an NBA player in 32 of the last 33 years.

Korver ranks eighth in NBA history with 1,859 three-pointers and is also eighth in league history with 43.0 percent marksmanship from three-point range (through March 16). He set a single-season NBA mark that still stands with his 53.6 percent shooting from three-point range in 2009-10. Last season he was named an All-Star and led the league in three-point percentage for the third time.

Tolliver is averaging 5.1 points per game this season for the Pistons, his 10th NBA organization.

McDermott is in his second season with the Chicago Bulls, where he's averaging 9.5 points per game and ranks seventh in the NBA by shooting 42.2 percent from three-point range for fellow Ames High alum **Fred Hoiberg**. Hoiberg, ironically, is the same man who replaced **Greg McDermott** as Iowa State's head coach in 2010.

### Top-20 Crowds

Creighton's Jan. 30 crowd of 17,924 was the program's 18th largest home crowd ever. Here's a look at Creighton's top-20 home crowds all-time.

Rank	Att.	Opponent	Date
1.	18,868	Providence	03/08/14
2.	18,859	Georgetown	01/25/14
3.	18,797	#6 Villanova	02/16/14
4.	18,742	Seton Hall	02/23/14
5.	18,735	Wichita State	02/11/12
6.	18,613	Wichita State	03/02/13
7.	18,525	Marquette	12/31/13
8.	18,494	Illinois State	02/09/13
9.	18,458	Evansville	12/29/12
10.	18,436	Bradley	01/28/12
11.	18,323	DePaul	02/07/14
12.	18,160	Central Arkansas	11/14/14
13.	18,111	Bradley	02/02/13
14.	18,078	Tulsa	11/23/13
15.	18,073	Drake	01/08/13
16.	17,971	#19 Butler	02/16/15
17.	17,954	Wichita State	12/28/08
18.	17,924	Seton Hall	01/30/16
19.	17,766	Nebraska	12/09/15
20.	17,740	Alcorn State	11/08/13

### Très Bien

Since 2011-12, Creighton is 47-44 (.516) when shooting 40.00 percent or worse from three-point range. While respectable, that pales in comparison to CU's 70-10 (.875) mark the last five years when shooting better than 40.00 percent from downtown.

Lower the standards to 30%, and it's still impressive. Creighton is 102-29 in the last five years when shooting 30 percent or better from deep, compared to 15-25 when shooting 29.99 percent or less.

## NCAA Success

Creighton is one of 18 schools to have won an NCAA Tournament game in at least three of the last four seasons.

Gonzaga, Kansas, Louisville, Michigan State and North Carolina are the only five teams to have won at least one game all four seasons.

The list of teams with an NCAA win in three of the last four campaigns consists of Arizona, Creighton, Florida, Iowa State, Kentucky, North Carolina State, Ohio State, Oregon, Saint Louis, San Diego State, Syracuse, Wichita State and Wisconsin.

## CenturyLink Center Omaha Success

Creighton has played 221 regular and postseason contests at CenturyLink Center Omaha all-time in the 13-year-old facility.

The Bluejays own a 183-38 (.828) record all-time at the facility, and have never lost there on a Thursday (7-0) or Friday (10-0).

Creighton has outscored its opponents 16,823-14,213 in games at CenturyLink Center Omaha, an average margin of 11.81 points per game. Creighton has led wire-to-wire 61 different times, including nine times this year (UTSA, Western Illinois, Nebraska, IUPUI, North Texas, Coppin State, DePaul, No. 5 Xavier and St. John's).

Creighton is also 25-22 all-time in the 47 games at CLCO in which it's fallen behind by double-figures.

Creighton is 86-20 (.810) at CenturyLink Center Omaha under **Greg McDermott**, including a 48-4 record vs. non-conference teams.

Factor in a 17-0 home mark at the Omaha Civic Auditorium in 2002-03 and two wins at the Civic in the 2010 CIT, and the Bluejays are 202-38 (.842) at home since the start of the 2002-03 campaign.

## What A Start!

**Greg McDermott** is 140-71 on the Creighton sideline during his sixth year at the helm. The 140 wins are easily the most in Creighton history in the first six seasons, way more than **Tom Apke's** 109.

### Most Wins at CU, First Six Seasons

Coach	Years	W-L After 6 Yrs
<b>Greg McDermott</b>	<b>2010-Pres.</b>	<b>140-71 so far</b>
Tom Apke	1974-80	109-55
Tony Barone	1985-91	102-82
Dana Altman	1994-00	99-78
Red McManus	1959-65	91-63

## Pizza Pie, Piled High = Wins

Thanks to a promotion with Omaha-based Godfather's Pizza, Creighton season ticket-holders can get a free mini pizza any time the Jays score 75 points at home.

History has proven that when the team earns the fans pizza, it often leads to a victory as well.

The first three years of CenturyLink Center Omaha (2003-06), Creighton needed 70 points to earn its fans free pizza, and the Jays went 27-3 when reaching that threshold, closing out that run with 12 straight wins.

Since upping the standard to 75 points prior to the 2006-07 campaign, Creighton is 96-1 when scoring 75 points or more at CenturyLink Center Omaha. In other words, Creighton is 108-1 in CenturyLink Center Omaha since Feb. 6, 2005 when scoring enough points to earn its fans some free pizza. The perfect streak of 101-0 was snapped on Dec. 2, 2015 when Arizona State scored three points in the final 15 seconds to sneak away with a 79-77 victory.

## Home Run

Since **Greg McDermott** took over in 2010, Creighton is averaging 78.58 points per home game (8,329 points in 106 home games).

Since a 92-83 loss to Southern Illinois on Feb. 19, 2000, Creighton is 118-0 at home (89-0 at CenturyLink Center Omaha) when scoring 78 points or more, and 99-0 at home (72-0 at CenturyLink Center Omaha) when scoring 80 points or more at home dating to that same setback.

## Last Season Recap

Creighton went 14-19 last season, finishing 4-14 to tie for ninth place in the BIG EAST Conference.

The Bluejays started the season 5-0, including a win over No. 18 Oklahoma, before losing eight remaining games in the final minute.

Senior point guard **Austin Chatman** led Creighton in scoring (11.5 ppg.) and assists (3.7 apg.), while fellow senior **Devin Brooks** paced the team in rebounds (5.0 ppg.) and steals (1.0 spg.).

Despite the struggles on the court, Creighton still ranked sixth nationally with 17,048 fans per home game.

## Shuttle Service Provided Again

Chief Bus will provide complimentary shuttle service from the Creighton University campus to CenturyLink Center Omaha for all men's basketball home games this season. The service is available to all fans, not just Creighton students.

The shuttle will start 75 minutes before tip-off and shuttles will continue to operate the route during the game. The three designated stops for pick-up around the CU campus are: 24th & California (nearside/southbound); 20th & Cass (nearside/eastbound) and at Billy Blues Alumni Grill (outside the Mike & Josie Harper Center in the turnaround which is on the east side of the building).

The shuttle will then go eastbound on Capitol Avenue and then go north up 10th Street for drop-off at the CenturyLink Center Omaha convention center entrance. The route is designed for each shuttle driver to make a roundtrip every 15 minutes.

Following the game's conclusion, the shuttle will start at the CenturyLink Center Omaha convention center entrance on 10th Street and loop the original route with the first of three stops at 24th & California Streets.

## Ticket Information

Single-game tickets for the 2015-16 season went on sale on October 29th.

Fans can purchase single-game tickets at CenturyLink Center Omaha Box Office, Ryan Athletic Center, all Ticketmaster locations (Baker's, Younkers), Ticketmaster online at <http://www.ticketmaster.com> or by calling Ticketmaster and charging by phone at (800) 745-3000. Only upper bowl seats will be available for any game.

For more information, call the Creighton Ticket Office at (402) 280-JAYS.

## Miscellaneous Statistics

### Bench Scoring

Opponent	CU	Opp.	Diff.	W/L
Texas Southern	31	8	+23	W
UTSA	44	13	+31	W
#14 Indiana	19	20	(-1)	L
Rutgers	27	23	+4	W
Massachusetts	37	12	+25	W
Western Illinois	37	32	+5	W
Arizona State	22	22	-	L
Loyola (Chicago)	9	27	(-18)	L
Nebraska	26	8	+18	W
IUPUI	41	12	+29	W
#3 Oklahoma	22	16	+6	L
North Texas	39	17	+22	W
Coppin State	36	31	+5	W
St. John's	18	40	(-22)	W
#16 Villanova	23	14	+9	L
Georgetown	27	32	(-5)	W
Seton Hall	22	23	(-1)	W
#12 Providence	27	11	+16	L
DePaul	38	7	+31	W
#18 Butler	17	27	(-10)	W
Georgetown	28	35	(-7)	L
Seton Hall	34	9	+25	L
#3 Villanova	21	19	+2	L
DePaul	51	28	+23	W
#5 Xavier	17	25	(-8)	W
Marquette	17	8	+9	W
Butler	18	23	(-5)	L
Marquette	29	0	+29	L
St. John's	36	27	+9	W
Providence	22	8	+14	L
#5 Xavier	31	32	(-1)	L
Seton Hall	2	12	(-10)	L
Alabama	13	32	(-19)	W
<b>2015-16 TOTAL</b>	<b>881</b>	<b>642</b>	<b>+228</b>	
<b>2014-15 TOTAL</b>	<b>898</b>	<b>563</b>	<b>+335</b>	
<b>2013-14 TOTAL</b>	<b>744</b>	<b>506</b>	<b>+238</b>	
<b>2012-13 TOTAL</b>	<b>712</b>	<b>578</b>	<b>+134</b>	
<b>2011-12 TOTAL</b>	<b>730</b>	<b>635</b>	<b>+95</b>	
<b>2010-11 TOTAL</b>	<b>726</b>	<b>680</b>	<b>+46</b>	
<b>2009-10 TOTAL</b>	<b>871</b>	<b>694</b>	<b>+177</b>	
<b>2008-09 TOTAL</b>	<b>923</b>	<b>559</b>	<b>+364</b>	
<b>2007-08 TOTAL</b>	<b>1,218</b>	<b>651</b>	<b>+567</b>	
<b>2006-07 TOTAL</b>	<b>356</b>	<b>473</b>	<b>(-117)</b>	
<b>2005-06 TOTAL</b>	<b>445</b>	<b>423</b>	<b>+22</b>	
<b>2004-05 TOTAL</b>	<b>800</b>	<b>595</b>	<b>+205</b>	
<b>2003-04 TOTAL</b>	<b>725</b>	<b>597</b>	<b>+128</b>	

### Points In The Paint

Opponent	CU	Opp.	Diff.	W/L
Texas Southern	48	26	+22	W
UTSA	32	26	+6	W
#14 Indiana	42	38	+4	L
Rutgers	30	32	(-2)	W
Massachusetts	34	30	+4	W
Western Illinois	46	20	+26	W
Arizona State	34	40	(-6)	L
Loyola (Chicago)	34	22	+12	L
Nebraska	36	38	(-2)	W
IUPUI	32	22	+10	W
#3 Oklahoma	26	36	(-10)	L
North Texas	56	34	+22	W
Coppin State	46	10	+36	W
St. John's	34	28	+6	W
#16 Villanova	30	44	(-14)	L
Georgetown	24	26	(-2)	W

Seton Hall	42	30	+12	W
#12 Providence	22	22	--	L
DePaul	30	48	(-16)	W
#18 Butler	30	20	+10	W
Georgetown	36	32	+4	L
Seton Hall	26	38	(-12)	L
#3 Villanova	22	16	+6	L
DePaul	32	34	(-2)	W
#5 Xavier	24	38	(-14)	W
Marquette	34	26	+8	W
Butler	24	24	--	L
Marquette	38	34	+4	L
St. John's	52	22	+30	W
Providence	22	32	(-10)	L
#5 Xavier	32	24	+8	L
Seton Hall	20	30	(-10)	L
Alabama	38	16	+22	W
<b>2015-16 TOTAL</b>	<b>1,108</b>	<b>958</b>	<b>+150</b>	
<b>2014-15 TOTAL</b>	<b>829</b>	<b>746</b>	<b>+83</b>	
<b>2013-14 TOTAL</b>	<b>1,066</b>	<b>940</b>	<b>+126</b>	
<b>2012-13 TOTAL</b>	<b>1,102</b>	<b>928</b>	<b>+174</b>	
<b>2011-12 TOTAL</b>	<b>1,190</b>	<b>984</b>	<b>+206</b>	
<b>2010-11 TOTAL</b>	<b>1,070</b>	<b>1,064</b>	<b>+6</b>	
<b>2009-10 TOTAL</b>	<b>880</b>	<b>898</b>	<b>(-18)</b>	
<b>2008-09 TOTAL</b>	<b>837</b>	<b>902</b>	<b>(-65)</b>	
<b>2007-08 TOTAL</b>	<b>854</b>	<b>823</b>	<b>+31</b>	
<b>2006-07 TOTAL</b>	<b>808</b>	<b>724</b>	<b>+84</b>	
<b>2005-06 TOTAL</b>	<b>751</b>	<b>680</b>	<b>+71</b>	
<b>2004-05 TOTAL</b>	<b>792</b>	<b>969</b>	<b>(-177)</b>	
<b>2003-04 TOTAL</b>	<b>767</b>	<b>803</b>	<b>(-36)</b>	

### Points Off Turnovers

Opponent	CU	Opp.	Diff.	W/L
Texas Southern	30	8	+22	W
UTSA	15	12	+3	W
#14 Indiana	23	19	+4	L
Rutgers	18	14	+4	W
Massachusetts	22	14	+8	W
Western Illinois	12	3	+9	W
Arizona State	13	10	+3	L
Loyola (Chicago)	2	11	(-9)	L
Nebraska	18	16	+2	W
IUPUI	12	9	+3	W
#3 Oklahoma	11	21	(-10)	L
North Texas	14	10	+4	W
Coppin State	10	9	+1	W
St. John's	15	6	+9	W
#16 Villanova	14	8	+6	L
Georgetown	25	10	+15	W
Seton Hall	12	7	+5	W
#12 Providence	9	6	+3	L
DePaul	25	15	+10	W
#18 Butler	9	6	+3	W
Georgetown	9	15	(-6)	L
Seton Hall	11	11	-	L
#3 Villanova	11	13	(-2)	L
DePaul	9	14	(-5)	W
#5 Xavier	6	13	(-7)	W
Marquette	13	8	+5	W
Butler	7	16	(-9)	L
Marquette	10	15	(-5)	L
St. John's	22	16	+6	W
Providence	4	16	(-12)	L
#5 Xavier	15	14	+1	L
Seton Hall	24	13	+11	L
Alabama	10	13	(-3)	W
<b>2015-16 TOTAL</b>	<b>460</b>	<b>391</b>	<b>+69</b>	

<b>2014-15 TOTAL</b>	<b>373</b>	<b>435</b>	<b>(-62)</b>	
<b>2013-14 TOTAL</b>	<b>421</b>	<b>371</b>	<b>+50</b>	
<b>2012-13 TOTAL</b>	<b>460</b>	<b>434</b>	<b>+26</b>	
<b>2011-12 TOTAL</b>	<b>452</b>	<b>457</b>	<b>(-5)</b>	
<b>2010-11 TOTAL</b>	<b>415</b>	<b>509</b>	<b>(-94)</b>	
<b>2009-10 TOTAL</b>	<b>432</b>	<b>455</b>	<b>(-23)</b>	
<b>2008-09 TOTAL</b>	<b>653</b>	<b>410</b>	<b>+243</b>	
<b>2007-08 TOTAL</b>	<b>585</b>	<b>429</b>	<b>+156</b>	
<b>2006-07 TOTAL</b>	<b>502</b>	<b>385</b>	<b>+117</b>	
<b>2005-06 TOTAL</b>	<b>446</b>	<b>398</b>	<b>+48</b>	
<b>2004-05 TOTAL</b>	<b>542</b>	<b>440</b>	<b>+102</b>	
<b>2003-04 TOTAL</b>	<b>448</b>	<b>379</b>	<b>+69</b>	

### 2nd-Chance Points

Opponent	CU	Opp.	Diff.	W/L
Texas Southern	11	13	(-2)	W
UTSA	10	5	+5	W
#14 Indiana	9	12	(-3)	L
Rutgers	5	3	+2	W
Massachusetts	5	18	(-13)	W
Western Illinois	21	10	+11	W
Arizona State	12	11	+1	L
Loyola (Chicago)	14	7	+7	L
Nebraska	5	11	(-6)	W
IUPUI	12	10	+2	W
#3 Oklahoma	14	14	--	L
North Texas	14	12	+2	W
Coppin State	16	3	+13	W
St. John's	9	13	(-4)	W
#16 Villanova	4	10	(-6)	L
Georgetown	4	7	(-3)	W
Seton Hall	8	7	+1	W
#12 Providence	13	9	+4	L
DePaul	11	14	(-3)	W
#18 Butler	8	20	(-12)	W
Georgetown	15	8	+7	L
Seton Hall	4	17	(-13)	L
#3 Villanova	6	17	(-11)	L
DePaul	6	9	(-3)	W
#5 Xavier	12	22	(-10)	W
Marquette	4	4	-	W
Butler	5	7	(-2)	L
Marquette	8	2	+6	L
St. John's	19	5	+14	W
Providence	11	12	(-1)	L
#5 Xavier	9	4	+5	L
Seton Hall	3	8	(-5)	L
Alabama	19	9	+10	W
<b>2015-16 TOTAL</b>	<b>326</b>	<b>333</b>	<b>(-7)</b>	
<b>2014-15 TOTAL</b>	<b>333</b>	<b>342</b>	<b>(-9)</b>	
<b>2013-14 TOTAL</b>	<b>365</b>	<b>334</b>	<b>+31</b>	
<b>2012-13 TOTAL</b>	<b>325</b>	<b>329</b>	<b>(-4)</b>	
<b>2011-12 TOTAL</b>	<b>396</b>	<b>304</b>	<b>+92</b>	
<b>2010-11 TOTAL</b>	<b>378</b>	<b>369</b>	<b>+9</b>	
<b>2009-10 TOTAL</b>	<b>354</b>	<b>316</b>	<b>+38</b>	
<b>2008-09 TOTAL</b>	<b>340</b>	<b>377</b>	<b>(-37)</b>	
<b>2007-08 TOTAL</b>	<b>349</b>	<b>361</b>	<b>(-12)</b>	
<b>2006-07 TOTAL</b>	<b>304</b>	<b>305</b>	<b>(-1)</b>	
<b>2005-06 TOTAL</b>	<b>307</b>	<b>294</b>	<b>+13</b>	
<b>2004-05 TOTAL</b>	<b>340</b>	<b>374</b>	<b>(-34)</b>	
<b>2003-04 TOTAL</b>	<b>285</b>	<b>265</b>	<b>+20</b>	

## The Last Time It Happened...

### CREIGHTON INDIVIDUALS

#### SCORING

**Scored 25+ points** - Cole Huff (35) vs. Seton Hall, 3/10/16  
**Scored 30+ points** - Cole Huff (35) vs. Seton Hall, 3/10/16  
**Scored 35+ points** - Cole Huff (35) vs. Seton Hall, 3/10/16  
**Scored 40+ points** - Doug McDermott (45) vs. Providence, 3/8/14  
**Scored 45+ points** - Doug McDermott (45) vs. Providence, 3/8/14  
**Scored 50+ points** - Bob Portman (51) vs. Wisconsin-Milwaukee, 12/16/67  
**Two players had 20+ points** - James Milliken (22) & Cole Huff (21) at #5 Xavier, 3/5/16  
**Three players had 20+ points** - Doug McDermott (31), Antoine Young (22) & Josh Jones (21) vs. Davidson, 3/21/11  
**Two players had 25+ points** - P'Allen Stinnett (30) & Booker Woodfox (29) vs. New Mexico, 11/16/08  
**Two players had 30+ points** - Benoit Benjamin (45) & Vernon Moore (30), Indiana State, 1/19/85  
**Scored 20+ points in three straight games** - Doug McDermott (14), Jan. 25 - March 21, 2014  
**Scored 20+ points in four straight games** - Doug McDermott (14), Jan. 25 - March 21, 2014  
**Scored 20+ points in five straight games** - Doug McDermott (14), Jan. 25 - March 21, 2014  
**Scored 20+ points in six straight games** - Doug McDermott (14), Jan. 25 - March 21, 2014  
**Scored 20+ points in seven straight games** - Doug McDermott (14), Jan. 25 - March 21, 2014  
**Scored 20+ points in eight straight games** - Doug McDermott (14), Jan. 25 - March 21, 2014  
**Scored 20+ points in 10 straight games** - Doug McDermott (14), Jan. 25 - March 21, 2014  
**Scored 25+ points in five straight games** - Doug McDermott (5), March 8 - 21, 2014  
**Scored 30+ points in two straight games** - Doug McDermott (3), March 8 - 14, 2014  
**Scored 30+ points in three straight games** - Doug McDermott (3), March 8 - 14, 2014  
**Scored 40+ points in two straight games** - Benoit Benjamin (2), Jan. 17-19, 1985  
**20+ points, half** - Cole Huff (20) vs. Seton Hall, 3/10/16 (2nd half)  
**30+ points, half** - Doug McDermott (31) at Bradley, 1/7/12 (2nd half)  
**Two players had 20+ points, same half** - P'Allen Stinnett (21) & Booker Woodfox (23) vs. New Mexico, 11/16/08 (2nd half)  
**Scored in double figures in 10+ straight games** - Maurice Watson Jr. (11), Jan. 17 - Feb. 28, 2016  
**Scored in double figures in 15+ straight games** - Doug McDermott (28), Dec. 3, 2013 - March 23, 2014  
**Scored in double figures in 20+ straight games** - Doug McDermott (28), Dec. 3, 2013 - March 23, 2014  
**Scored in double figures in 25+ straight games** - Doug McDermott (28), Dec. 3, 2013 - March 23, 2014  
**Scored in double figures in 30+ straight games** - Doug McDermott (37), April 1, 2011 - Nov. 9, 2012  
**All five starters scored in double figures** - Geoffrey Groselle (16), Isaiah Zierden (16), Cole Huff (14), Khyri Thomas (10), Maurice Watson Jr. (10) vs. Coppin State, 12/28/15  
**5+ players scored in double figures** - Maurice Watson Jr. (16), Cole Huff (14), Zach Hanson (12), Geoffrey Groselle (11), Isaiah Zierden (10) at Georgetown, 1/26/16  
**6+ players scored in double figures** - Geoffrey Groselle (16), Isaiah Zierden (16), Cole Huff (14), Khyri Thomas (10), Maurice Watson Jr. (10) vs. Coppin State, 12/28/15  
**7+ players scored in double figures** - Geoffrey Groselle (16), Isaiah Zierden (16), Cole Huff (14), Khyri Thomas (10), Maurice Watson Jr. (10) vs. Coppin State, 12/28/15  
**Five players with 15+ or more points** - Doug McDermott (18), Jahenns Manigat (17), Gregory Echenique (15), Antoine Young (15), Ethan Wragge (15) at Southern Illinois, 2/14/12

#### DOUBLE-DOUBLES

**Double-double** - Geoffrey Groselle (12 pts., 14 reb.) vs. Alabama, 3/15/16  
**Triple-double** - Benoit Benjamin (29 pts., 12 reb., 12 blk.) at Bradley, 2/2/85  
**Double-double by a freshman** - Ronnie Harrell Jr. (14 pts., 11 reb.) vs. North Texas, 12/21/15  
**20-point, 10-assist game** - Vernon Moore (21 pts., 12 ast.) vs. Southern Illinois, 1/17/85  
**20-point, 10-rebound game** - Geoffrey Groselle (22 pts., 11 reb.) vs. St. John's, 2/28/16  
**30-point, 10-rebound game** - Doug McDermott (30 pts., 12 reb.) vs. Louisiana, 3/21/14  
**20+ points, 20+ rebound game** - Bob Harstad (24 pts., 20 reb.) at Southern Illinois, 1/23/89  
**Back-to-back 20-point, 10-rebound games** - Doug McDermott, March 1 - 4, 2014  
**Double-double in points and assists** - Maurice Watson Jr. (18 pts., 10 ast.) at Marquette, 2/13/16  
**Double-double in points and blocks** - Benoit Benjamin (29 pts., 12 blk.) at Bradley, 2/2/85  
**Double-double in points and steals** - Never  
**Double-double in 2+ consecutive games** - Doug McDermott (2), March 1-4, 2014  
**Double-double in 3+ consecutive games** - Doug McDermott (3), Feb. 9-16, 2013  
**Double-double in 5+ consecutive games** - Benoit Benjamin (28), March 15, 1984 - Feb. 16, 1985  
**Two players record double-doubles** - Doug McDermott (29 pts., 10 reb.) & Austin Chatman (14 pts., 10 ast.) vs. Missouri State, 1/30/13

#### FIELD GOALS

**Made 15+ FG in a game** - Doug McDermott (17) vs. Providence, 3/8/14  
**Made 18+ FG in a game** - Doug McDermott (18) at Bradley, 1/7/12  
**Attempted 20+ FG in a game** - Maurice Watson Jr. (21) vs. #5 Xavier, 2/9/16  
**Attempted 25+ FG in a game** - Doug McDermott (25) vs. Providence, 3/8/14

#### THREE-POINTERS

**Made 5+ 3-pointers in a game** - Cole Huff (7) vs. Seton Hall, 3/10/16  
**Made 6+ 3-pointers in a game** - Cole Huff (7) vs. Seton Hall, 3/10/16  
**Made 7+ 3-pointers in a game** - Cole Huff (7) vs. Seton Hall, 3/10/16  
**Made 8+ 3-pointers in a game** - Isaiah Zierden (8) at DePaul, 1/17/16  
**Made 9+ 3-pointers in a game** - Ethan Wragge (9) at #4 Villanova, 1/20/14  
**Attempted 10+ 3-pointers in a game** - Cole Huff (11) vs. Seton Hall, 3/10/16  
**Attempted 15+ 3-pointers in a game** - Kyle Korver (15) vs. Fresno State, 2/22/03  
**Made a 3-pointer in 10+ straight games** - Isaiah Zierden (13), Dec. 28, 2015 - Feb. 9, 2016  
**Made a 3-pointer in 15+ straight games** - Rick Kreklow (15), Jan. 3-March 3, 2015  
**Made a 3-pointer in 20+ straight games** - Ethan Wragge (23), Nov. 8, 2013 - Feb. 9, 2014  
**Made a 3-pointer in 25+ straight games** - Booker Woodfox (31), Nov. 25, 2008 - March 23, 2009  
**Made two 3-pointers in 10+ straight games** - Ethan Wragge (16), Nov. 28, 2013 - Jan. 25, 2014  
**Made 5+ 3-pointers in 3+ straight games** - Kyle Korver (4), Nov. 17-26, 2002  
**Made 5+ 3-pointers in 4+ straight games** - Kyle Korver (4), Nov. 17-26, 2002

#### FREE THROWS

**Made 10+ FT in a game** - Geoffrey Groselle (11) vs. North Texas, 12/21/15  
**Made 15+ FT in a game** - Nate Funk (15) vs. Dayton, 11/26/05  
**Attempted 15+ FT in a game** - Austin Chatman (16) vs. South Dakota, 12/9/14  
**Attempted 20+ FT in a game** - Bob Harstad (20) vs. Morgan State, 11/22/89

#### REBOUNDS

**10+ rebounds** - Geoffrey Groselle (14) vs. Alabama, 3/15/16  
**15+ rebounds** - Doug McDermott (15) vs. Tulsa, 11/23/13  
**20+ rebounds** - Bob Harstad (20) at Southern Illinois, 1/23/89  
**25+ rebounds** - Paul Silas (27) vs. Oklahoma City, 3/9/64  
**30+ rebounds** - Paul Silas (36) vs. Marquette, 1/23/64  
**35+ rebounds** - Paul Silas (36) vs. Marquette, 1/23/64  
**10+ rebounds in three consecutive games** - Doug McDermott (3), Feb. 9-16, 2013  
**10+ rebounds in four consecutive games** - Gregory Echenique (4), Jan. 7-15, 2012  
**Two players had 10+ rebounds** - Gregory Echenique (13 pts., 13 reb.) & Doug McDermott (29 pts, 10 reb.) vs. Evansville, 12/29/12

#### ASSISTS

**10+ assists** - Maurice Watson Jr. (10) at #5 Xavier, 3/5/16  
**12+ assists** - Maurice Watson Jr. (14) at Seton Hall, 1/9/16  
**15+ assists** - Ralph Bobik (17) vs. Bradley, 1/22/74  
**8+ assists in two consecutive games** - Grant Gibbs (3), Feb. 27-March 8, 2013  
**10+ assists in two consecutive games** - Grant Gibbs (2), Dec. 19-22, 2011

#### BLOCKS

**5+ blocks** - Gregory Echenique (6) vs. Wichita State, 3/10/13  
**6+ blocks** - Gregory Echenique (6) vs. Wichita State, 3/10/13  
**7+ blocks** - Gregory Echenique (7) at Missouri State, 1/22/11  
**8+ blocks** - Doug Swenson (8) at UMKC, 11/18/98  
**9+ blocks** - Benoit Benjamin (12) at Bradley, 2/2/85  
**10+ blocks** - Benoit Benjamin (12) at Bradley, 2/2/85

#### STEALS

**6+ steals** - P'Allen Stinnett (7) vs. Southern, 12/15/08  
**7+ steals** - P'Allen Stinnett (7) vs. Southern, 12/15/08  
**8+ steals** - Latrell Wrightsell (8) vs. Drake, 3/2/91  
**9+ steals** - Michael Johnson (9) vs. Saint Joseph's, 12/14/81

#### MINUTES

**Played every minute** - James Milliken (40) at #5 Xavier, 3/5/16  
**Played over 40 minutes** - Isaiah Zierden (42) vs. Saint Mary's (OT), 12/13/14

#### FOULS

**Coach/Bench technical foul** - Bench (Greg McDermott) vs. #4 Villanova, 3/3/15  
**Player technical foul** - Maurice Watson Jr. at #5 Xavier, 3/5/16  
**Player ejection** - Grant Gibbs vs. Nebraska, 12/8/13  
**Two players fouled out** - Geoffrey Groselle and Maurice Watson Jr. vs. Seton Hall, 3/10/16  
**Three players fouled out** - Tyler McKinney, Dane Watts & Anthony Tolliver at Indiana State, 1/12/05

## CREIGHTON TEAM

**Scored 15 or less points in a half**- at #4 Villanova (14), 1/25/15 (1st)

**Scored 50+ points in a half** - at #5 Xavier (52), 3/5/16 (2nd)

**Scored 55+ points in a half** - vs. Coppin State (56), 12/28/15 (1st)

**Scored 60+ points in a half** - vs. Massachusetts (60), 11/25/15 (2nd)

**Scored 90+ points** - at #5 Xavier (93), 3/5/16

**Scored 90+ points (League)** - at #5 Xavier (93), 3/5/16

**Scored 100+ points** - vs. St. John's (101), 2/28/16

**Scored 100+ points (League)** - vs. St. John's (101), 2/28/16

**Scored 110+ points** - vs. Bradley (111), 3/1/08

**Scored 110+ points (League)** - vs. Bradley (111), 3/1/08

**Scored 120+ points** - vs. Miami (Fla.) (124), 2/10/64

**Scored less than 50 points** - vs. #12 Providence (48), 1/12/16

**Scored 100 points in two consecutive games** - 105 vs. North Texas on 12/21/15 and 102 vs. Coppin State on 12/28/15

**Scored 100 points in consecutive league games** - Never

**Scored 100 points in 3+ consecutive games** - Never

**Won game by 50 points or more** - vs. Texas-Arlington (W, 106-50), 11/14/02

**Made 35 FG** - vs. St. John's (35), 2/28/16

**Attempted 75 FGA's** - at Wyoming (76), 11/22/96

**Shot 65%+ from the field** - .702 vs. Wichita State (33-47), 3/2/13

**Game decided by one point** - at Georgetown (L 74-73), 1/26/16

**Two consecutive games decided by one point** - vs. #19 Seton Hall (L 68-67) on 1/10/15; at Marquette (L 53-52) on 1/14/15

**Three consecutive games decided by one point** - vs. Boston College (W, 62-61) on 12/28/74, vs. Wake Forest (L, 70-69) on 12/30/74 and at Drake (W, 71-70) on 1/2/75

**Shot 90% or better from FT line** - 1.000 at Providence (12-12), 3/2/16

**Shot 100% from FT line** - 1.000 at Providence (12-12), 3/2/16

**Shot 50% or less from FT line** - .462 at #3 Villanova (6-13), 2/3/16

**Made 30 FT** - vs. Davidson (36), 3/21/11

**Attempted 40 FT** - vs. North Texas (40), 12/21/15

**Attempted five or less FT** - at #16 Drake (2), 1/30/08

**Won an overtime game** - at Xavier (W, 79-72, OT), 2/4/15

**Lost an overtime game** - vs. Saint Mary's (L, 67-71, OT), 12/13/14

**Played two overtimes** - vs. South Dakota (W, 91-88, 2 OT), 12/9/14

**Played three overtimes** - vs. #13 DePaul (L, 85-82), 2/1/78

**Played consecutive games that went to OT** - vs. South Dakota (W 91-88, 2 OT), 12/9/14 & vs. Saint Mary's (L 67-71, OT), 12/13/14

**Scored 75+ bench points** - vs. Bradley (77), 3/1/08

**Made GW shot with no time left** - Booker Woodfox vs. Wichita State, 3/6/09 (W, 63-62)

**Won rebounds by 20+** - vs. St. John's (47-21), 2/28/16

**Lost rebounds by 20+** - vs. Seton Hall (45-25), 3/10/16

**Did not make a three-pointer** - at Illinois State (0-for-5), 2/20/93

**Team made 15+ three-pointers** - vs. UTSA (15), 11/17/15

**Team made 20+ three-pointers** - at #4 Villanova (21), 1/20/14

**Blocked 10+ shots** - vs. Wichita State (10), 2/17/02

**10+ blocks and 10+ three-pointers in same game** - vs. Wichita State (10 blocks, 10 3FG's), 2/17/02

**Shot 75%+ in a half** - at Southern Illinois (.750, 15-20, 1st) and (.800, 16-20, 2nd), 2/14/12

**25+ assists** - vs. Coppin State (28 assists on 37 FG), 12/28/15

**15+ steals** - vs. Tulsa (17), 12/19/12

**Overcame 15 pt. deficit to win** - Trained 42-24 vs. #18 Oklahoma and won, 65-63 on 11/19/14

**Wasted 15 pt. lead in loss** - Led 46-31 at Missouri State and lost 67-66, 1/22/11

**Beat a top-5 team** - vs. #5 Xavier (W 70-56), 2/9/16

**Beat a top-10 team** - vs. #5 Xavier (W 70-56), 2/9/16

**Beat a top-25 team** - vs. #5 Xavier (W 70-56), 2/9/16

**Beat a top-25 team on road** - at #4 Villanova (W 96-68), 1/20/14

**Won the Conference Tournament** - 2012-13 (MVC)

**Won an in-season tournament** - Men Who Speak Up Main Event, Nov. 2015

## OPPONENT INDIVIDUAL

**Scored 50+ points** - Never

**Scored 40+ points** - Colt Ryan (43), Evansville, 2/21/12

**Scored 35+ points** - LaDontae Henton (35), Providence, 12/31/14

**Scored 30+ points** - Buddy Hield (33), #3 Oklahoma, 12/19/15

**Had 20+ points in a half** - Chris Thomas (21), Texas Southern, 11/14/15 (2nd)

**Three players had 20+ points** - Tyler Larson (25), Tre Burnette (24) & Brandon Bos (23), South Dakota, 12/9/14

**Grabbed 20+ rebounds** - Mac Koshwal (22), DePaul, 12/23/08

**Grabbed 15+ rebounds** - Ryan Spangler (15), #3 Oklahoma, 12/19/15

**Had a triple-double** - Troy Taylor (10 pts., 10 reb., 10 ast.), Evansville, 12/29/12

**Had 20+ points and 10+ rebounds** - Isaiah Whitehead (24 pts., 12 reb.), Seton Hall, 3/10/16

**Had 30+ points and 10+ rebounds** - Danny Moore (36 pts., 12 reb.), Missouri State, 2/15/97

**Had 20+ points and 20+ rebounds** - Not since at least 1980-81

**Made 6+ three-pointers** - Rysheed Jordan (6), St. John's, 2/7/15

**Made 7+ three-pointers** - Randell Daigle (7), Louisiana, 11/17/10

**Made 8+ three-pointers** - Osiris Eldridge (8), Illinois State, 1/1/07

**Made 9+ three-pointers** - Never

**Attempted 10+ three-point field goals** - Darrun Hilliard (10), #4 Villanova, 1/25/15

**Attempted 15+ three-point field goals** - Never

**Made 12+ free throws** - Isaiah Whitehead (12), Seton Hall, 3/10/16

**Made 15+ free throws** - Sam Maniscalco (18), Bradley, 3/5/10

**Had 15+ free throw attempts** - Isaiah Whitehead (16), Seton Hall, 3/10/16

**Had 20+ free throw attempts** - Not since at least 1980-81

**Had 20+ points and 10+ assists** - Manny Harris (20 pts., 11 ast.), #15 Michigan, 11/26/09

**Had 10+ assists** - Kris Dunn (12), Providence, 12/31/14

**Had 15+ assists** - Anthony Manuel (15), Bradley, 3/9/88

**Had 6+ steals** - Bryan Mullins (8), Southern Illinois, 2/11/06

**Had 7+ steals** - Bryan Mullins (8), Southern Illinois, 2/11/06

**Had 8+ steals** - Bryan Mullins (8), Southern Illinois, 2/11/06

**Had 5+ blocks** - Donta Hall (5), Alabama, 3/15/16

**Had 6+ blocks** - Khadeem Lattin (6), #3 Oklahoma, 12/19/15

**Had 7+ blocks** - Sir'Dominic Pointer (8), St. John's, 2/7/15

**Played an entire game** - Kellen Dunham (40), #18 Butler, 1/23/16

**Had 9+ turnovers** - Jeremy Robinson (9), Chicago State, 11/13/11

**Had 10+ turnovers** - Marque Carrington (10), North Carolina A&T, 11/18/01

**Made 12+ field goals** - Buddy Hield (12), #3 Oklahoma, 12/19/15

**Made 15+ field goals** - Colt Ryan (17), Evansville, 2/21/12

**Attempted 20+ field goals** - Ben Bentil (21), Providence, 3/2/16

**Attempted 25+ field goals** - Allen Crabbe (26), Cal, 12/15/12

**Coach/Bench technical foul** - St. John's (2), 2/28/16

**Coach ejection** - - Chris Mullin, St. John's, 2/28/16

**Player technical foul** - J.P. Macura, #5 Xavier, 3/5/16

**Player ejection** - Nick Billingsley, UTSA, 11/17/15

## OPPONENT TEAM

**Scored 10 or less points in a half** - Bradley (10), 3/6/84 (2nd half)

**Scored 15 or less points in a half** - Middle Tennessee (15), 11/29/14 (1st half)

**Scored 50+ points in a half** - Xavier (54), 3/5/16 (2nd)

**Scored 55+ points in a half** - Missouri State (55), 3/6/04 (2nd half)

**Scored 60+ points in a half** - - Iowa State (63), 12/12/87 (1st half)

**Scored less than 40 points** - Indiana State (38), 3/2/08

**Scored less than 50 points** - Middle Tennessee (47), 11/29/14

**Scored less than 50 points (League)** - Marquette (49), 12/31/13

**Scored 90+ points** - Xavier (98), 3/5/16

**Scored 90+ points (League)** - Xavier (98), 3/5/16

**Scored 100+ points** - Bradley (110), 3/1/08

**Scored 100+ points (League)** - Bradley (110), 3/1/08

**Won game by 50 points or more** - Illinois (66, 96-30), 1/15/49

**Won game by 40 points or more** - Iowa State (44, 107-63), 12/1/93

**Won by 30+ points** - vs. #23 Baylor (30, 85-55), 3/23/14

**Shot 75%+ in a half** - at #25 Georgetown (.750, 15-20), 1/3/15 (2nd)

**Shot 65%+ from the field** - #16 Villanova (.680, 34-50), 1/2/16

**Shot 25% or less from the field** - Indiana State (.233, 10-43), 3/2/07

**Made 35 FG** - Bradley (35), 3/1/08

**Attempted 75 FGA's** - UMKC (77), 11/11/13

**Made 30 FT** - at George Mason (31), 12/12/09

**Attempted 40 FT** - vs. Massachusetts (40), 11/25/15

**Attempted five or less FT** - Indiana State (4), 1/16/11

**Shot 95%+ from FT line** - Northern Iowa (6-6), 1/15/13

**Shot 100% from FT line** - Northern Iowa (6-6), 1/15/13

**Did not make a free-throw** - North Carolina Central (0-for-3) on 11/23/14

**Did not make a three-pointer** - Illinois State (0-for-8) on 12/12/99

**Team made 15+ three-pointers** - #3 Villanova (16-for-29) on 2/3/16

**30+ turnovers** - Arkansas-Pine Bluff (30), 11/20/08

**Blocked 10+ shots** - #3 Oklahoma (11), 12/19/15

**10+ blocks and 10+ three-pointers in same game** - Fresno State (10 blocks, 13 3FG's), 12/16/06

**25+ assists** - Wichita State (25), 2/6/99

**15+ steals** - Baylor (18), 12/4/99

**Made GW shot with no time left** - Kris Dunn, #12 Providence, 1/12/16 (PC wins 50-48)

## Greg McDermott's Situational Records As A Division I Head Coach

Category	Overall	2015-16 Only	Creighton	Iowa State	Northern Iowa
<b>Record</b>	289-202	19-14	140-71	59-68	90-63
<b>Home</b>	189-60	13-5	86-20	48-24	55-16
<b>Away</b>	67-115	4-8	34-40	9-36	24-39
<b>Neutral</b>	33-27	2-1	20-11	2-8	11-8
<b>vs. BIG EAST Teams</b> (at time of game)	31-31	9-10	31-30	0-0	0-1
<b>Home</b>	16-11	5-4	16-11	0-0	0-0
<b>Away</b>	11-16	4-5	11-16	0-0	0-0
<b>Neutral</b>	4-3	0-0	4-2	0-0	0-1
<b>BIG EAST Tournament</b>	3-3	0-1	3-3	0-0	0-0
<b>Non-Conference games</b>	158-70	10-4	76-26	41-22	41-22
<b>Home</b>	105-13	8-1	48-4	34-6	23-3
<b>Away</b>	20-31	0-3	8-12	5-8	7-11
<b>Neutral</b>	33-26	2-0	20-10	2-8	11-8
<b>Versus AP ranked opponents</b>	12-39	2-6	5-17	1-19	6-3
<b>Home</b>	10-16	2-2	4-7	0-9	6-0
<b>Away</b>	2-16	0-4	1-6	1-9	0-1
<b>Neutral</b>	0-7	0-0	0-4	0-1	0-2
<b>Single-Overtime games</b>	13-7	0-0	4-1	3-3	6-3
<b>Double-Overtime games</b>	3-2	0-0	1-0	1-1	1-1
<b>Leading at halftime</b>	231-49	16-3	115-19	43-18	73-12
<b>Tied at halftime</b>	6-12	1-0	2-2	2-5	2-5
<b>Trailing at halftime</b>	52-141	2-11	23-50	14-45	15-46
<b>Final margin 3 points or less</b>	38-42	1-4	16-19	10-8	12-15
<b>Final margin 10 points or less</b>	128-120	4-9	52-45	30-33	46-41
<b>Games in November</b>	62-21	5-1	32-6	19-6	11-6
<b>Games in December</b>	70-34	5-3	30-12	16-11	24-11
<b>Games in January</b>	72-59	4-4	33-20	14-18	25-21
<b>Games in February</b>	55-58	4-3	25-18	8-23	23-17
<b>Games in March</b>	29-32	1-3	20-14	2-10	7-8
<b>Games in April</b>	0-1	0-0	0-1	0-0	0-0
<b>CBI Games</b>	4-2	0-0	4-2	0-0	0-0
<b>NIT Games</b>	1-0	1-0	1-0	0-0	0-0
<b>NCAA Games</b>	3-6	0-0	3-3	0-0	0-3
<b>Team scores 49 points or less</b>	1-15	0-1	0-2	0-8	1-5
<b>Team scores 50-59 points</b>	17-61	0-1	4-21	8-21	5-19
<b>Team scores 60-69 points</b>	70-90	1-5	25-33	17-31	28-26
<b>Team scores 70-79 points</b>	90-30	4-6	42-12	20-6	28-12
<b>Team scores 80-89 points</b>	74-5	5-0	38-2	10-2	26-1
<b>Team scores 90-99 points</b>	26-1	5-1	20-1	4-0	2-0
<b>Team scores 100+ points</b>	11-0	4-0	11-0	0-0	0-0
<b>Team allows 49 points or less</b>	29-1	0-0	9-0	8-0	12-1
<b>Team allows 50-59 points</b>	74-13	3-1	30-4	24-2	20-7
<b>Team allows 60-69 points</b>	109-67	8-2	57-25	18-23	34-19
<b>Team allows 70-79 points</b>	62-73	6-4	34-26	7-25	21-22
<b>Team allows 80-89 points</b>	13-44	2-6	8-14	2-17	3-13
<b>Team allows 90-99 points</b>	2-4	0-1	2-2	0-1	0-1
<b>Team allows 100+ points</b>	0-0	0-0	0-0	0-0	0-0
<b>Team outrebounds opponent</b>	180-60	12-4	105-26	37-17	48-17
<b>Team shoots 50% or better</b>	133-15	11-2	79-8	15-1	39-6
<b>Team shoots less than 50%</b>	155-186	8-11	60-62	44-67	51-57
<b>Team holds opponent to less than 50%</b>	267-142	17-9	125-51	57-52	85-39
<b>Team holds opponent to less than 40%</b>	137-31	7-2	60-13	40-10	37-8
<b>Team holds opponent to less than 30%</b>	10-2	1-1	2-1	5-0	3-1

# Game-by-Game Comparisons

Date	Opponent	1st	2nd	Score	Mar	Tot FG	FG Pct	FG (1st)	FG (2nd)	3-Pointers	3FG Pct
11/14	TEXAS SOUTHERN	46/30	47/40	93/70	+23	38-72/26-52	.528/.500	18-33/11-25	20-39/15-27	10-28/7-17	.357/.412
11/17	UTSA	61/37	42/41	103/78	+25	35-64/26-58	.547/.448	21-31/12-30	14-32/14-28	15-35/10-23	.429/.435
11/19	#14 Indiana	32/51	33/35	65/86	(-21)	27-60/35-70	.450/.500	13-26/20-39	14-34/15-31	3-18/10-28	.167/.357
11/23	Rutgers	40/43	45/32	85-75	+10	29-61/29-67	.475/.433	16-35/17-32	13-26/12-35	9-23/6-16	.391/.375
11/25	Massachusetts	37/29	60/47	97/76	+21	29-57/23-59	.509/.390	12-27/10-30	17-30/13-29	11-26/3-16	.423/.188
11/28	WESTERN ILLINOIS	44/31	53/36	97/67	+30	35-69/27-60	.507/.450	15-37/12-29	20-32/15-31	10-24/10-22	.417/.455
12/02	ARIZONA STATE	41/33	36/46	77/79	(-2)	30-59/31-60	.508/.517	15-30/13-32	15-29/18-28	11-24/7-17	.458/.412
12/05	Loyola (Chicago)	25/29	40/39	65/68	(-3)	25-59/25-60	.424/.417	9-27/11-32	16-32/14-28	6-20/8-20	.300/.400
12/09	NEBRASKA	36/30	47/37	83/67	+16	28-54/27-68	.519/.397	14-29/10-32	14-25/17-36	6-17/4-21	.353/.190
12/12	IUPUI	40/29	50/36	90/65	+25	32-54/21-65	.593/.323	13-26/9-31	19-28/12-34	12-21/5-23	.571/.217
12/19	#3 Oklahoma	38/45	36/42	74/87	(-13)	27-74/31-65	.365/.477	14-36/18-35	13-38/13-30	12-26/8-20	.462/.400
12/21	NORTH TEXAS	54/39	51/43	105/82	+23	36-63/27-60	.571/.450	14-28/13-29	22-35/14-31	4-17/5-14	.235/.357
12/28	COPPIN STATE	56/36	46/41	102/77	+25	37-61/25-59	.607/.424	22-32/12-29	15-29/13-30	12-23/12-25	.522/.480
12/31	St. John's	33/29	47/41	80/70	+10	26-56/27-64	.464/.422	12-29/11-34	14-27/16-30	7-22/4-13	.318/.308
01/02	#16 VILLANOVA	35/40	36/45	71/85	(-14)	25-55/34-50	.455/.680	12-29/18-26	13-26/16-24	5-23/6-18	.217/.333
01/05	GEORGETOWN	38/36	41/30	79/66	+13	25-52/26-55	.481/.473	14-29/14-30	11-23/12-25	8-19/11-24	.421/.458
01/09	Seton Hall	41/33	41/34	82/67	+15	29-64/24-57	.453/.421	14-30/13-32	15-34/11-25	8-19/4-12	.421/.333
01/12	#12 PROVIDENCE	25/18	23/32	48/50	(-2)	17-66/16-54	.258/.296	8-36/5-28	9-30/11-26	5-23/4-24	.217/.167
01/17	DePaul	47/41	44/39	91/80	+11	30-57/31-57	.526/.544	17-31/15-26	13-26/16-31	13-26/6-19	.500/.316
01/23	#18 BUTLER	29/34	43/30	72/64	+8	23-55/21-64	.328/.418	12-31/11-31	11-24/10-33	6-24/7-16	.250/.438
01/26	Georgetown	31/32	42/42	73/74	(-1)	26-64/25-60	.406/.417	12-35/12-31	14-29/13-29	4-21/6-21	.190/.286
01/30	SETON HALL	27/40	38/35	65/75	(-10)	23-55/29-64	.418/.453	11-25/15-32	12-30/14-32	6-23/7-17	.261/.412
02/03	#3 Villanova	32/45	26/38	58/83	(-12)	22-55/26-54	.400/.481	12-27/13-31	10-28/13-23	8-25/16-29	.320/.552
02/06	DEPAUL	43/27	45/39	88/66	+22	30-58/26-57	.517/.456	16-29/10-24	14-29/16-33	9-23/3-11	.391/.273
02/09	#5 XAVIER	37/27	33/29	70/56	+14	22-54/21-70	.407/.300	12-29/12-38	10-25/9-32	7-30/1-21	.233/.048
02/13	Marquette	25/25	40/37	65/62	+3	25-60/24-54	.417/.444	11-35/10-25	14-25/29	7-25/5-18	.280/.278
02/16	Butler	29/36	46/52	75/88	(-13)	23-55/28-65	.418/.431	8-26/13-35	15-29/15-30	9-25/13-27	.360/.481
02/24	MARQUETTE	29/39	32/27	61/66	(-5)	26-59/25-54	.441/.463	14-28/17-32	12-31/8-22	3-21/6-17	.143/.353
02/28	ST. JOHN'S	53/24	47/35	100/59	+41	35-58/23-62	.603/.371	18-27/12-30	17-31/11-32	8-19/3-17	.421/.176
03/02	Providence	32/28	34/42	66/70	(-4)	23-57/22-56	.404/.393	11-22/10-30	12-35/12-26	8-21/4-24	.381/.167
03/05	#5 Xavier	41/44	52/54	93/98	(-5)	31-61/29-55	.508/.527	16-32/15-29	15-29/14-26	12-30/13-24	.400/.542
03/10	Seton Hall	30/39	43/42	73/81	(-8)	23-56/28-55	.411/.509	10-30/15-30	13-25/13-25	8-24/8-17	.333/.471
03/15	ALABAMA	30/19	42/35	72/54	+18	29-60/17-60	.482/.283	12-28/7-29	17-32/10-31	5-14/8-31	.357/.258

Date	Opponent	Free Throws	FT %	Off Reb	Def Reb	Reb	Mar	Assists	TOvers	Blocks	Steals	Fouls
11/14	TEXAS SOUTHERN	7-12/11-22	.583/.500	14/9	25/23	39/32	+7	22/10	10/20	2/1	8/5	22/19
11/17	UTSA	18-24/16-27	.750/.593	6/7	28/25	34/32	+2	26/13	12/18	3/0	10/7	20/18
11/19	#14 Indiana	8-16/6-9	.500/.667	8/13	24/30	32/43	(-11)	10/18	15/18	5/5	5/6	15/21
11/23	Rutgers	18-26/11-15	.692/.733	10/11	29/25	39/36	+3	17/12	14/15	2/1	7/8	17/19
11/25	Massachusetts	28-36/27-40	.778/.675	6/15	33/26	39/41	(-2)	19/4	12/14	3/2	4/7	31/28
11/28	WESTERN ILLINOIS	17-27/3-6	.630/.500	19/7	28/22	47/29	+18	16/12	4/9	4/4	3/2	16/23
12/02	ARIZONA STATE	6-11/10-16	.545/.625	8/12	21/22	29/34	(-5)	16/21	13/12	2/0	8/8	16/16
12/05	Loyola (Chicago)	9-16/10-14	.563/.714	15/9	30/23	45/32	+13	12/17	12/9	5/2	4/4	18/18
12/09	NEBRASKA	21-34/9-13	.618/.692	6/9	34/27	40/36	+4	17/11	13/14	4/5	6/8	17/27
12/12	IUPUI	14-24/18-24	.583/.750	9/16	32/17	41/33	+8	20/7	13/10	6/3	5/6	20/21
12/19	#3 Oklahoma	8-10/17-24	.800/.708	15/11	26/34	41/45	(-4)	12/14	12/10	3/11	6/7	18/13
12/21	NORTH TEXAS	29-40/23-32	.725/.719	10/9	28/22	38/31	+7	20/13	8/12	6/1	10/3	20/26
12/28	COPPIN STATE	16-21/15-21	.762/.714	11/6	31/14	42/20	+22	28/13	11/9	5/0	6/4	17/17
12/31	St. John's	21-29/12-19	.724/.632	10/13	29/26	39/39	-	13/13	12/12	5/7	8/4	20/21
01/02	#16 VILLANOVA	16-20/11-16	.800/.688	4/0	20/29	24/29	(-5)	12/20	9/14	0/3	5/7	18/20
01/05	GEORGETOWN	21-25/3-7	.840/.429	6/5	26/22	32/27	+5	12/19	9/15	2/4	6/6	10/20
01/09	Seton Hall	16-24/15/28	.667/.536	10/12	29/28	39/40	(-1)	17/8	10/14	2/4	9/5	20/19
01/12	#12 PROVIDENCE	9-13/14-19	.692/.737	17/10	29/33	46/43	+3	10/8	11/15	1/6	8/6	18/15
01/17	DePaul	18-22/12-15	.818/.800	6/11	17/24	23/35	(-12)	14/9	11/18	4/3	12/4	17/21
01/23	#18 BUTLER	20-33/15-20	.606/.750	10/16	29/28	39/44	(-5)	13/7	9/11	5/1	3/6	20/27
01/26	Georgetown	17-24/18-22	.708/.818	16/11	26/25	42/36	+6	11/16	10/10	3/7	4/10	21/26
01/30	SETON HALL	13-19/10-15	.684/.667	6/17	21/29	27/46	(-19)	10/12	11/12	4/2	8/8	16/20
02/03	#3 Villanova	6-13/15-17	.462/.882	7/9	20/29	27/38	(-11)	13/19	10/12	3/1	4/7	15/13
02/06	DEPAUL	19-23/11-18	.826/.611	11/5	32/20	43/25	+18	21/10	16/12	1/1	6/6	20/24
02/09	#5 XAVIER	19-26/13-20	.731/.650	8/16	35/30	44/46	(-2)	8/8	15/11	3/2	4/8	23/21
02/13	Marquette	8-11/9-15	.672/.600	5/5	28/32	33/37	(-4)	18/198	8/13	1/6	5/3	15/13
02/16	Butler	20-26/19-24	.769/.792	6/9	31/29	37/38	(-1)	11/20	11/6	5/5	1/5	21/19
02/24	MARQUETTE	6-11/10-12	.545/.833	10/6	23/26	33/32	+1	13/13	14/13	3/2	10/9	17/16
02/28	ST. JOHN'S	22-30/10-19	.733/.526	12/7	35/14	47/21	+26	19/14	19/11	3/1	3/12	18/26
03/02	Providence	12-12/22-29	1.000/.759	5/7	29/29	34/36	(-2)	8/13	12/7	1/3	5/5	24/11
03/05	#5 Xavier	19-30/27-33	.633/.818	5/3	25/27	30/30	-	20/22	11/13	2/0	7/4	28/25
03/10	Seton Hall	19-24/17-25	.792/.680	7/14	18/31	25/45	(-20)	13/12	11/16	2/4	5/6	21/19
03/15	ALABAMA	9-12/12-15	.750/.800	15/14	30/18	45/32	+13	12/9	14/12	5/7	6/12	18/14

Statistics listed as Creighton / Opponent

# Game-by-Game Plus/Minus Chart

The plus/minus figure is a comparison of the Bluejays' points scored (plus) vs. their points allowed (minus) while a specific player is on the floor. For example, if Geoffrey Groselle enters the game in the first half with Creighton trailing by three and he departs two minutes later with the Jays ahead by four, he earns a +7 for that stint. These results are tabulated for every player at the conclusion of each game, and also expressed cumulatively. Underlined totals indicate that player led team that night.

Game	Final	Patton	Stewart	Thomas	Harrell	Cayce	Watson	Clement	Albert	Huff	Krampelj	O'Neill	Zierden	Milliken	Hegner	Hanson	Groselle
Texas Southern	W 93-70	DNP	INJ	+19	INJ	DNP	+25	(-4)	(-2)	+20	+3	DNP	<u>±29</u>	+5	+4	+4	+12
UTSA	W 103-78	DNP	INJ	+2	INJ	DNP	+11	+5	+7	+21	(-7)	DNP	<u>±29</u>	+21	+10	+5	+21
#14 Indiana	L 65-86	DNP	INJ	(-10)	INJ	DNP	(-15)	<u>±2</u>	(-4)	(-20)	<u>±2</u>	DNP	(-22)	(-14)	(-12)	(-2)	(-12)
Rutgers	W 85-75	DNP	(-5)	+5	INJ	DNP	+10	(-5)	0	<u>±19</u>	(-5)	DNP	+13	+12	(-5)	(-2)	+13
Massachusetts	W 97-76	DNP	+3	+10	INJ	DNP	<u>±24</u>	+2	(-4)	+3	+10	DNP	+22	+9	+13	(-7)	+20
Western Illinois	W 97-67	DNP	+1	+18	+5	DNP	+18	+9	+3	<u>±22</u>	+7	DNP	<u>±22</u>	+14	+8	+9	+14
Arizona State	L 77-79	DNP	DNP	<u>±4</u>	0	DNP	(-6)	<u>±4</u>	DNP	(-11)	DNP	DNP	(-6)	(-2)	+3	+2	+3
Loyola (Chicago)	L 65-68	DNP	DNP	+14	(-9)	DNP	(-1)	(-9)	(-2)	+5	(-1)	DNP	+1	(-10)	(-4)	(-14)	<u>±15</u>
Nebraska	W 83-67	DNP	DNP	<u>±21</u>	(-5)	DNP	<u>±21</u>	(-7)	DNP	+17	DNP	DNP	+20	(-8)	+6	+2	+13
IUPUI	W 90-65	DNP	(-1)	+15	0	DNP	<u>±28</u>	(-1)	(-3)	+6	INJ	DNP	+23	+14	+18	+25	0
#3 Oklahoma	L 74-87	DNP	DNP	(-16)	(-2)	DNP	(-13)	DNP	<u>±2</u>	(-11)	INJ	DNP	(-11)	(-1)	INJ	(-2)	(-11)
North Texas	W 105-82	DNP	0	+21	+13	DNP	<u>±26</u>	(-3)	0	+10	INJ	DNP	+18	+7	INJ	+8	+15
Coppin State	W 102-77	DNP	(-4)	+21	+2	DNP	+20	(-2)	+3	+23	INJ	DNP	<u>±24</u>	+10	+3	+8	+17
St. John's	W 80-70	DNP	DNP	+2	+9	DNP	<u>±18</u>	(-4)	(-4)	+5	INJ	DNP	+10	+5	(-1)	+9	+1
#16 Villanova	L 71-85	DNP	DNP	(-11)	+1	DNP	(-14)	<u>±2</u>	(-2)	(-12)	INJ	DNP	(-15)	(-7)	0	(-8)	(-4)
Georgetown	W 79-66	DNP	DNP	(-4)	+7	DNP	+13	0	DNP	(-8)	INJ	DNP	+9	+12	<u>±21</u>	+7	+8
Seton Hall	W 82-67	DNP	DNP	+9	(-3)	DNP	<u>±20</u>	(-3)	DNP	+18	INJ	DNP	+19	+2	(-3)	+7	+9
#12 Providence	L 48-50	DNP	DNP	+1	0	DNP	(-2)	0	0	(-2)	INJ	DNP	(-2)	(-3)	(-3)	(-8)	<u>±9</u>
DePaul	W 91-80	DNP	0	(-15)	+10	DNP	+7	+5	(-3)	<u>±23</u>	INJ	DNP	+11	+18	(-12)	+14	(-3)
#18 Butler	W 72-64	DNP	DNP	+1	+4	DNP	<u>±16</u>	(-4)	DNP	(-1)	INJ	DNP	+8	0	+11	(-3)	+8
Georgetown	L 73-74	DNP	DNP	<u>±13</u>	(-5)	DNP	+5	(-6)	DNP	(-1)	INJ	DNP	+4	(-14)	0	+4	(-5)
Seton Hall	L 65-75	DNP	DNP	+2	<u>±6</u>	DNP	(-15)	DNP	+5	(-1)	INJ	DNP	(-13)	(-7)	(-8)	(-15)	(-4)
#3 Villanova	L 58-83	DNP	+3	(-16)	(-10)	DNP	(-23)	<u>±4</u>	(-2)	(-22)	INJ	DNP	(-16)	(-15)	(-1)	(-15)	(-12)
DePaul	W 88-66	DNP	(-3)	+7	+4	DNP	+18	(-3)	+4	+15	INJ	DNP	<u>±22</u>	+14	+5	+11	+16
#5 Xavier	W 70-56	DNP	DNP	SICK	(-1)	DNP	+15	0	(-1)	(-1)	INJ	DNP	+13	+17	+7	(-1)	<u>±22</u>
Marquette	W 65-62	DNP	DNP	(-3)	+2	DNP	+9	(-6)	DNP	+3	INJ	DNP	<u>±12</u>	(-5)	0	+4	(-1)
Butler	L 75-88	DNP	0	(-2)	<u>±1</u>	DNP	(-10)	(-3)	0	<u>±1</u>	INJ	DNP	(-13)	(-11)	(-13)	(-10)	(-5)
Marquette	L 61-66	DNP	DNP	0	<u>±3</u>	DNP	(-7)	DNP	+2	+2	INJ	DNP	0	(-18)	(-7)	+9	(-9)
St. John's	W 100-59	DNP	+3	+6	+2	DNP	+27	+6	+14	+28	INJ	DNP	+31	<u>±40</u>	+13	+3	+32
Providence	L 66-70	DNP	DNP	0	DNP	DNP	(-6)	DNP	<u>±4</u>	(-1)	INJ	DNP	(-7)	(-3)	+2	(-2)	(-7)
#5 Xavier	L 93-98	DNP	DNP	(-7)	+2	DNP	(-5)	0	+1	(-3)	INJ	DNP	INJ	(-5)	<u>±6</u>	(-17)	+3
Seton Hall	L 73-81	DNP	DNP	(-6)	(-9)	DNP	(-7)	0	<u>±13</u>	+6	INJ	DNP	(-16)	(-4)	(-14)	(-12)	+9
Alabama	W 72-54	DNP	+3	+10	+6	DNP	+10	+3	+6	+22	INJ	DNP	INJ	+19	(-4)	(-8)	<u>±23</u>
TOTAL		--	0	<u>±111</u>	<u>±33</u>	--	<u>±217</u>	(-18)	<u>±37</u>	<u>±175</u>	<u>±9</u>	--	<u>±219</u>	<u>±92</u>	<u>±43</u>	<u>±5</u>	<u>±210</u>

By Starting Line-up					
Guard	Guard	Guard	Forward	Center	W-L
Watson Jr.	Zierden	Thomas	Huff	Groselle	12-6
Watson Jr.	Zierden	Thomas	Hegner	Groselle	3-2
Watson Jr.	Zierden	Milliken	Hegner	Groselle	3-3
Watson Jr.	Milliken	Thomas	Huff	Groselle	1-1
Watson Jr.	Zierden	Thomas	Hegner	Hanson	0-1
Watson Jr.	Zierden	Milliken	Huff	Groselle	0-1

Charges Taken	
Name	Charges Taken
Maurice Watson Jr.	14
Toby Hegner	9
Cole Huff	8
Isaiah Zierden	6
James Milliken	4
Khyri Thomas	2
Ronnie Harrell Jr.	2
Geoffrey Groselle	1
Malik Albert	1
Marlon Stewart	1
Zach Hanson	1

Four-Point Plays	
Name	4-pt. Plays
James Milliken	1
Isaiah Zierden	1
Cole Huff	1

Technical Fouls	
Name	Technical Fouls
Maurice Watson Jr.	3
Isaiah Zierden	1

Creighton's First Points	
Name	Creighton's First Points
Maurice Watson Jr.	10 (3-7)
Geoffrey Groselle	8 (6-2)
Isaiah Zierden	4 (3-1)
Khyri Thomas	4 (3-1)
Cole Huff	4 (2-2)
James Milliken	2 (1-1)
Zach Hanson	1 (0-0)

First Substitutions	
Name	First Sub
Zach Hanson	21 (12-9)
James Milliken	12 (8-4)
Toby Hegner	6 (3-3)
Cole Huff	6 (2-4)
Malik Albert	1 (1-0)
Khyri Thomas	1 (1-0)
Geoffrey Groselle	1 (0-1)

Opening Tip Jump Ball Summary		
Name	Jumps Won	Jumps Lost
Geoffrey Groselle	18 (15-3)	14 (4-10)
Zach Hanson	1 (0-1)	0 (0-0)

## 2015-16 Individual Season Bests

	Creighton	Opponent
Points	35 Cole Huff vs. Seton Hall, 3/10	33 Buddy Hield, #3 Oklahoma, 12/19
Field Goals	11 Maurice Watson Jr. vs. #5 Xavier, 2/9 11 Cole Huff vs. Seton Hall, 3/10/16	12 Buddy Hield, #3 Oklahoma, 12/19
Field Goal Attempts	21 Maurice Watson Jr. vs. #5 Xavier, 2/9	23 Kelan Martin, #18 Butler, 1/23
Field Goal Pct. (min. 5 att)	1.000 Geoffrey Groselle (8-8) vs. Coppin State, 12/28	.900 Daniel Ochefu, #16 Villanova, 1/2
3-pt Field Goals	8 Isaiah Zierden at DePaul, 1/17	5 Ryan Bowie, UTSA, 11/17 5 Myles Davis, #5 Xavier, 3/5
3-pt Field Goal Attempts	11 Isaiah Zierden at DePaul, 1/17 11 Cole Huff vs. Seton Hall, 3/10	9 Ben Bentil, Providence, 3/2 9 Khadeen Carrington, Seton Hall, 3/10
3-pt Field Goal Pct. (min. 5 att)	.800 James Milliken (4-5) vs. St. John's, 2/28	.800 Austin Etherington (4-5), Butler, 2/16
Free Throws	11 Geoffrey Groselle vs. North Texas, 12/21	12 Isaiah Whitehead, Seton Hall, 3/10
Free Throw Attempts	14 Geoffrey Groselle vs. North Texas, 12/21	15 Isaiah Whitehead, Seton Hall, 3/10
Free Throw Pct. (min. 5 att)	1.000 Cole Huff (8-8) at St. John's, 12/31 1.000 Cole Huff (6-6) vs. DePaul, 2/6 1.000 James Milliken (6-6) at Providence, 3/2 1.000 Cole Huff (6-6) vs. Seton Hall, 3/10 1.000 Isaiah Zierden (5-5) vs. UTSA, 11/17 1.000 Geoffrey Groselle (5-5) at #5 Xavier, 3/5	1.000 Darell Combs (7-7), IUPUI, 12/12 1.000 Malik Ellison (6-6), St. John's, 12/31 1.000 Retin Obashoan (6-6), Alabama, 3/15 1.000 Trevon Seymore (5-5), Coppin State, 12/28 1.000 Corey Sanders (5-5), Rutgers, 11/23
Rebounds	14 Geoffrey Groselle vs. Alabama, 3/15	15 Ryan Spangler, #3 Oklahoma, 12/19
Assists	14 Maurice Watson Jr. at Seton Hall, 1/9	8 Tra Holder, Arizona State, 12/2 8 Milton Doyle, Loyola (Chicago), 12/5 6 Khadeem Lattin, #3 Oklahoma, 12/19
Blocked Shots	3 Geoffrey Groselle vs. Western Illinois, 11/28 3 Zach Hanson vs. IUPUI, 12/12 3 Zach Hanson vs. North Texas, 12/21 3 Geoffrey Groselle at St. John's, 12/31 3 Geoffrey Groselle at Butler, 2/16 3 Zach Hanson, Marquette, 2/24 3 Geoffrey Groselle vs. St. John's, 2/28 3 Geoffrey Groselle vs. Alabama, 3/15	
Steals	5 Isaiah Zierden vs. Arizona State, 12/2 5 Cole Huff at #5 Xavier, 3/5	4 Jajuan Johnson, Marquette, 2/24 4 Christian Jones, St. John's, 2/28 4 Arthur Edwards, Alabama, 3/15
Minutes	40 Isaiah Zierden vs. #12 Providence, 1/12 40 Isaiah Zierden vs. #18 Butler, 1/23 40 James Milliken at #5 Xavier, 3/5	40 Trey Davis, Massachusetts, 11/25 40 Kellen Dunham, #18 Butler, 1/23

## Team Highs and Lows

	Creighton	Opponent
Points	105 North Texas, 12/21	98 #5 Xavier, 3/5
Low	48 #12 Providence, 1/12	50 #12 Providence, 1/12
Points, Half	61 UTSA, 11/17 (1st)	54 #5 Xavier, 3/5 (2nd)
Low	23 #12 Providence, 1/12 (2nd)	18 #12 Providence, 1/12 (1st)
Field Goals	38 Texas Southern, 11/14	35 #14 Indiana, 11/19
Low	17 #12 Providence, 1/12	16 #12 Providence, 1/12
Field Goal Attempts	74 at #3 Oklahoma, 12/19	70 #14 Indiana, 11/19 70 #5 Xavier, 2/9 50 #16 Villanova, 1/2
Low	52 Georgetown, 1/5	
Field Goal Percentage	.607 Coppin State, 12/28 (37-61)	.680 #16 Villanova, 1/2 (34-50)
Low	.258 #12 Providence, 1/12 (17-66)	.283 Alabama (17-60), 3/15
Field Goal Percentage, Half	.688 Coppin State, 12/28 (1st) (22-32)	.692 #16 Villanova, 1/2 (18-26) (1st)
Low	.222 #12 Providence, 1/12 (1st) (8-36)	.179 #12 Providence, 1/12 (1st (5-28)
3-pt Field Goals	15 UTSA, 11/17	16 #3 Villanova, 2/3
Low	3 at #14 Indiana, 11/19 3 Marquette, 2/24	1 #5 Xavier, 2/9
3-pt Field Goal Attempts	35 UTSA, 11/17	31 Alabama, 3/15
Low	14 Alabama, 3/15	11 DePaul, 2/6
3-pt Field Goal Percentage	.571 IUPUI, 12/12 (12-21)	.552 #3 Villanova, 2/3 (16-29)
Low	.143 Marquette, 2/24 (3-21)	.048 #5 Xavier, 2/9 (1-21)
Free Throws Made	29 North Texas, 12/21	27 Massachusetts, 11/25 27 #5 Xavier, 3/5 3 Western Illinois, 11/28 3 Georgetown, 1/5
Low	6 Arizona State, 12/2 6 Marquette, 2/24	
Free Throw Attempts	40 North Texas, 12/21	40 Massachusetts, 11/25
Low	10 at #3 Oklahoma, 12/19	6 Western Illinois, 11/28
Free Throw Percentage	1.000 at Providence (12-12), 3/2	.882 #3 Villanova, 2/3 (15-17)
Low	.462 at #3 Villanova, 2/3 (6-13)	.429 Georgetown, 1/5 (3-7)
Rebounds	47 vs. Western Illinois, 11/28	46 Seton Hall, 1/30
Low	47 St. John's, 2/28 23 at DePaul, 1/17	46 #5 Xavier, 2/9 20 Coppin State, 12/28
Assists	28 Coppin State, 12/28	22 #5 Xavier, 3/5
Low	8 #5 Xavier, 2/9 8 at Providence, 3/2	4 Massachusetts, 11/25
Blocked Shots	6 IUPUI, 12/12 6 North Texas, 12/21 0 #16 Villanova, 1/2	11 #3 Oklahoma, 12/19
Low		0 UTSA, 11/17 0 Arizona State, 12/2 0 Coppin State, 12/28 0 #5 Xavier, 3/5
Steals	12 at DePaul, 1/17	12 St. John's, 2/28 12 Alabama, 3/15 2 Western Illinois, 11/28
Low	1 at Butler, 2/16	
Turnovers	19 St. John's, 2/28	20 Texas Southern, 11/14
Low	4 vs. Western Illinois, 11/28	6 Butler, 2/16



# Marlon Stewart

6-1 • 210

Fr. • Guard

Eldridge, Iowa

# #1

## 2015-16 Season Highlights

- True freshman guard who suited up for the first time on Nov. 23 vs. Rutgers, playing the final 74 seconds.
- Played three minutes vs. Massachusetts (Nov. 25), missing first career shot.
- Cracked the scoring column for the first time as a Bluejay with a three-pointer in the waning minutes vs. North Texas (Dec. 21).
- Played the final seven minutes vs. Coppin State (Dec. 28).
- Made BIG EAST debut in road win at DePaul (Jan. 17).
- Played final four minutes at No. 3 Villanova (Feb. 3) and again vs. DePaul (Feb. 7).
- Played the final 4:49 in win over St. John's (Feb. 28), making his first two-point shot as a collegian.
- Won a state title at North Scott (Iowa) High School last season.
- Creighton's lone player from Iowa on the roster, continuing a streak that began in 1988-89.

## Game-by-Game Statistics

#1 Marlon Stewart's Game-by-Game Stats														
Opponent	Min	FG	Pct	3FG	Pct	FT	Pct	O-D-R	A	T	B	S	Pts.	
TEXAS SOUTHERN	Did			Not		Play	--		Injured					
UTSA	Did			Not		Play	--		Injured					
#14 Indiana	Did			Not		Play	--		Injured					
Rutgers	2	0-0	---	0-0	---	0-0	---	0-0-0	0	0	0	0	0	0
Massachusetts	3	0-1	.000	0-1	.000	0-0	---	0-0-0	0	0	0	0	0	0
WESTERN ILLINOIS	4	0-2	.000	0-1	.000	0-0	---	0-0-0	0	0	0	0	0	0
ARIZONA STATE	Did			Not		Play								
Loyola Chicago	Did			Not		Play								
NEBRASKA	Did			Not		Play								
IUPUI	3	0-1	.000	0-0	---	0-0	---	0-1-1	0	0	0	0	0	0
#3 Oklahoma	Did			Not		Play								
NORTH TEXAS	2	1-2	.500	1-2	.500	0-0	---	0-0-0	0	0	0	0	0	3
COPPIN STATE	7	0-3	.000	0-1	.000	0-0	---	0-0-0	0	1	0	0	0	0
St. John's	Did			Not		Play								
#16 VILLANOVA	Did			Not		Play								
GEORGETOWN	Did			Not		Play								
Seton Hall	Did			Not		Play								
#12 PROVIDENCE	Did			Not		Play								
DePaul	0+	0-0	---	0-0	---	0-0	---	0-0-0	0	0	0	0	0	0
#18 BUTLER	Did			Not		Play								
Georgetown	Did			Not		Play								
SETON HALL	Did			Not		Play								
#3 Villanova	4	0-0	---	0-0	---	0-0	---	0-0-0	0	0	0	0	0	0
DEPAUL	4	0-0	---	0-0	---	0-0	---	1-0-1	0	0	0	0	0	0
#5 XAVIER	Did			Not		Play								
Marquette	Did			Not		Play								
Butler	1	0-0	---	0-0	---	0-0	---	0-0-0	0	0	0	0	0	0
MARQUETTE	Did			Not		Play								
ST. JOHN'S	4	1-2	.500	0-0	---	0-0	---	0-0-0	0	0	0	0	0	2
Providence	Did			Not		Play								
#5 Xavier	Did			Not		Play								
Seton Hall	Did			Not		Play								
Alabama	1	0-0	---	0-0	---	0-0	---	0-0-0	0	0	0	0	0	0

## Season and Career Highs

#1 Marlon Stewart	SEASON	CAREER
Points	3 North Texas, 12/21	Same
Rebounds	1 (2x) last DePaul, 2/6	1 (2x) last DePaul, 2/6/16
FG	1 (2x) last St. John's, 2/28	1 (2x) last St. John's, 2/28/16
FGA	3 Coppin State, 12/28	Same
3FG	1 North Texas, 12/21	Same
3FGA	2 North Texas, 12/21	Same
FT		
FTA		
Assists		
Steals		
Blocks		
Minutes	7 Coppin State, 12/28	Same

## Marlon Stewart's Career Statistics

Year	GP-GS	Min.-Avg.	FGM-A	Pct.	3FGM-A	Pct.	FTM-A	Pct.	Off-Def	Total	Avg.	PF-D	Ast.	TO	Blk.	Stl.	Pts.	Avg.
Totals	12-0	35-2.9	2-11	.182	1-5	.200	0-0	---	1-1	2	0.2	1-0	0	1	0	0	5	0.4



# Khyri Thomas

6-3 • 200

Fr. • Guard

Omaha, Neb.

# #2

## 2015-16 Season Highlights

- Became first true freshman since 1988 (Latrell Wrightsell) to start CU's first exhibition game, then became third true freshman in 20+ years (Ryan Sears, Doug McDermott) to start the regular-season opener.
- Scored 18 points against Texas Southern (Nov. 14), most by any Bluejay freshman in a debut since 2007.
- Started team's first 24 games, came off the bench in five straight, and started at No. 5 Xavier on March 5 in the regular-season finale.
- Scored in double-figures with 11 points at No. 14 Indiana (Nov. 19).
- Sank 8-of-11 shots and scored 18 points in 17 minutes vs. Western Illinois (Nov. 28).
- Drained 9-of-10 shots from the floor, including 4-of-4 three-pointers, to score 22 points in 28 minutes at Loyola (Chicago) (Dec. 5). His shooting percentage was the second-best (min. 8 FG made) by a Bluejay since 1994, and his 22 points were the most by a Creighton freshman in a road game since Rodney Buford had 22 points on Feb. 3, 1996.
- Approached a triple-double with nine rebounds, seven points and seven assists vs. Nebraska (Dec. 9) after entering the game with five assists in CU's first eight games.
- Made 5-of-6 shots and totalled 13 points and eight rebounds in win vs. IUPUI (Dec. 12).
- Had 10 points, nine rebounds and six assists vs. Coppin State (Dec. 28).
- Replaced Isaiah Zierden in the line-up and finished with 15 points, eight rebounds, two assists and three steals vs. Alabama in his NIT debut (March 15).
- Third on the team with 11 dunks, several of the highlight variety.
- Went to high school at Omaha Benson, but spent last year at Fork Union Military Academy in Virginia.

## Game-by-Game Statistics

#2 Khyri Thomas Game-by-Game Stats															
Opponent	Min	FG	Pct	3FG	Pct	FT	Pct	O-D-R	A	T	B	S	Pts.		
TEXAS SOUTHERN•	26	8-11	.727	2-3	.667	0-0	---	2-1-3	0	0	0	0	2	18	
UTSA•	20	2-5	.400	0-2	.000	0-0	---	0-2-2	1	3	1	1	4		
#14 Indiana•	24	5-10	.500	1-1	1.000	0-0	---	2-1-3	0	2	0	0	11		
Rutgers•	21	2-4	.500	0-1	.000	2-4	.500	1-5-6	2	3	0	1	6		
Massachusetts•	8	1-1	1.000	1-1	1.000	0-0	---	0-0-0	0	0	0	0	3		
WESTERN ILLINOIS•	17	8-11	.727	2-2	1.000	0-2	.000	2-3-5	0	0	0	1	18		
ARIZONA STATE•	24	2-6	.333	0-1	.000	2-4	.500	1-1-2	2	0	0	2	6		
Loyola Chicago•	28	9-10	.900	4-4	1.000	0-3	.000	2-3-5	0	4	0	1	22		
NEBRASKA•	22	2-3	.667	0-0	---	3-4	.750	1-8-9	7	2	0	1	7		
IUPUI•	25	5-6	.833	0-0	---	3-5	.600	1-7-8	2	1	0	0	13		
#3 Oklahoma•	21	2-6	.333	2-3	.667	0-0	---	0-3-3	1	3	0	2	6		
NORTH TEXAS•	27	1-4	.250	0-1	.000	2-2	1.000	2-4-6	1	1	1	3	4		
COPPIN STATE•	26	4-5	.800	2-2	1.000	0-0	---	2-7-9	6	0	0	0	10		
St. John's•	14	1-4	.250	0-1	.000	0-0	---	3-2-5	2	1	0	1	2		
#16 VILLANOVA•	23	1-6	.167	0-3	.000	0-0	---	0-7-7	2	2	0	2	2		
GEORGETOWN•	13	2-4	.500	1-1	1.000	0-0	---	0-0-0	1	0	0	0	5		
Seton Hall•	28	2-5	.400	2-3	.667	1-2	.500	1-6-7	0	0	0	2	7		
#12 PROVIDENCE•	17	0-5	.000	0-2	.000	0-0	---	1-6-7	1	1	0	3	0		
DePaul•	6	0-1	.000	0-0	---	1-2	.500	0-0-0	0	0	0	1	1		
#18 BUTLER•	18	1-3	.333	0-1	.000	0-2	.000	1-0-1	2	1	0	0	2		
Georgetown•	15	1-5	.200	0-2	.000	0-2	.000	0-5-5	1	0	0	2	2		
SETON HALL•	12	2-3	.667	0-1	.000	1-2	.500	0-2-2	0	1	0	1	5		
#3 Villanova•	21	2-5	.400	1-4	.250	0-0	---	0-2-2	2	0	0	1	5		
DEPAUL•	15	1-2	.500	0-0	---	0-0	---	0-2-2	3	2	0	2	2		
#5 XAVIER	Did	Not	Play	---	---	---	---	Sick							
Marquette	9	2-6	.333	1-2	.333	0-0	---	1-2-3	0	0	0	0	5		
Butler	4	1-2	.500	0-0	---	0-0	---	0-1-1	0	1	0	0	2		
MARQUETTE	14	1-3	.333	0-2	.000	0-0	---	1-2-3	1	1	0	0	2		
ST. JOHN'S	16	1-4	.250	0-1	.000	1-1	1.000	0-2-2	1	1	0	0	3		
Providence	8	0-1	.000	0-1	.000	0-0	---	0-1-1	0	1	0	0	0		
#5 Xavier•	11	1-3	.333	0-1	.000	0-2	.000	0-2-2	1	3	0	0	2		
Seton Hall	2	0-2	.000	0-0	---	0-0	---	0-0-0	0	0	0	0	0		
Alabama•	33	6-13	.462	2-5	.400	1-2	.500	3-5-8	2	2	0	3	15		

## Season and Career Highs

#2 Khyri Thomas	SEASON	CAREER
<b>Points</b>	22 at Loyola (Chicago), 12/5	Same
<b>Rebounds</b>	9 (2x) last Coppin State, 12/28	9 (2x) last Coppin State, 12/28/15
<b>FG</b>	9 at Loyola (Chicago), 12/5	
<b>FGA</b>	13 Alabama, 3/15	Same
<b>3FG</b>	4 at Loyola (Chicago), 12/5	Same
<b>3FGA</b>	5 Alabama, 3/15	Same
<b>FT</b>	3 (2x) last IUPUI, 12/12	3 (2x) last IUPUI, 12/12/15
<b>FTA</b>	5 IUPUI, 12/12	Same
<b>Assists</b>	7 Nebraska, 12/9	Same
<b>Steals</b>	3 (3x) last Alabama, 3/15	3 (3x) last Alabama, 3/15/16
<b>Blocks</b>	1 (2x) last North Texas, 12/21	1 (2x) last North Texas, 12/21/15
<b>Minutes</b>	33 Alabama, 3/15	Same

## Khyri Thomas' Career Statistics

Year	GP-GS	Min.-Avg.	FGM-A	Pct.	3FGM-A	Pct.	FTM-A	Pct.	Off-Def	Total	Avg.	PF-D	Ast.	TO	Blk.	Stl.	Pts.	Avg.
<b>Totals</b>	32-26	568-17.8	76-159	.478	21-51	.412	17-39	.436	27-92	119	3.7	60-1	41	36	2	32	190	5.9



# Ronnie Harrell Jr.

6-7 • 190

Fr. • Guard

Denver, Colo.

# #4

## 2015-16 Season Highlights

- Redshirt freshman in his second year in the program.
- Finished with seven points, two rebounds and two assists in exhibition game win over Upper Iowa.
- Injured his foot in the exhibition game vs. Upper Iowa (Nov. 6) and missed the next three weeks.
- Made regular-season debut vs. Western Illinois (Nov. 28), finishing with eight points, four rebounds, two assists and a steal in 13 minutes.
- Five points, four rebounds in 15 minutes vs. IUPUI (Dec. 12).
- Had a breakthrough game vs. North Texas (Dec. 21), finishing with career-highs of 14 points, 11 rebounds, five assists, two steals and 25 minutes played.
- Became the first Creighton freshman with a double-double since Doug McDermott in 2011 with his 14/11 performance vs. North Texas (Dec. 21).
- Had a strong all-around game with five points, five rebounds and an assist in win over Georgetown (Jan. 5).
- Grabbed five rebounds in five minutes vs. No. 12 Providence (Jan. 12).
- Provided a spark off the bench vs. Seton Hall (Jan. 30), contributing six points, four rebounds and two steals.
- Produced six points, five rebounds and two assists in 13 minutes off the bench against Marquette (Feb. 24).
- Scored 11 points and added four rebounds, an assist and a steal at No. 5 Xavier (March 5), making 2-of-5 three-point shots.
- Able to play positions 1-4.
- Was listed as a top-100 recruit by ESPN.
- Is a cousin of Chauncey Billups.
- Led team with 20 points in state title game win as a senior in high school at Denver East HS.
- Last name pronounced HUH-rell.

## Game-by-Game Statistics

### #4 Ronnie Harrell Jr.'s Game-by-Game Stats

Opponent	Min	FG	Pct	3FG	Pct	FT	Pct	O-D-R	A	T	B	S	Pts.
TEXAS SOUTHERN	Did	---	---	Not	---	Play	---	---	Injured				
UTSA	Did	---	---	Not	---	Play	---	---	Injured				
#14 Indiana	Did	---	---	Not	---	Play	---	---	Injured				
Rutgers	Did	---	---	Not	---	Play	---	---	Injured				
Massachusetts	Did	---	---	Not	---	Play	---	---	Injured				
WESTERN ILLINOIS	13	3-4	.750	1-1	1.000	1-1	1.000	2-2-4	2	1	0	1	8
ARIZONA STATE	2	0-1	.000	0-0	---	0-0	---	0-0-0	0	0	0	0	0
Loyola Chicago	9	0-1	.000	0-1	.000	0-0	---	0-2-2	1	1	0	0	0
NEBRASKA	5	0-0	---	0-0	---	1-2	.500	1-0-1	0	1	0	0	1
IUPUI	15	1-2	.500	1-1	1.000	2-4	.500	0-4-4	1	0	0	0	5
#3 Oklahoma	12	1-6	.167	0-2	.000	0-0	---	0-3-3	0	0	1	1	2
NORTH TEXAS	25	3-9	.333	1-3	.333	7-12	.583	3-8-11	5	0	0	2	14
COPPIN STATE	15	1-2	.500	0-1	.000	0-0	---	0-2-2	2	1	1	0	2
St. John's	8	0-1	.000	0-1	.000	0-0	---	1-1-2	1	0	0	0	8
#16 VILLANOVA	1	0-0	---	0-0	---	0-0	---	0-0-0	0	0	0	0	0
GEORGETOWN	12	2-3	.667	1-1	1.000	0-0	---	1-4-5	1	0	0	0	5
Seton Hall	4	0-1	.000	0-0	---	0-0	---	0-1-1	0	1	0	0	0
#12 PROVIDENCE	5	1-4	.250	0-1	.000	0-0	---	4-1-5	0	1	0	0	2
DePaul	10	1-2	.500	1-2	.500	0-0	---	0-1-1	1	0	0	0	3
#18 BUTLER	3	0-1	.000	0-0	---	0-0	---	0-1-1	0	1	0	0	0
Georgetown	4	0-0	---	0-0	---	0-0	---	0-0-0	0	0	0	0	0
SETON HALL	16	1-4	.250	0-1	.000	4-4	1.000	1-3-4	0	0	0	2	6
#3 Villanova	14	1-5	.200	0-1	.000	0-0	---	0-1-1	2	2	0	1	2
DEPAUL	12	3-7	.429	0-2	.000	1-2	.500	1-1-2	2	1	0	0	7
#5 XAVIER	8	0-3	.000	0-0	---	0-0	---	1-2-3	0	3	0	0	0
Marquette	3	0-0	---	0-0	---	0-0	---	0-0-0	0	0	0	0	0
Butler	2	0-1	.000	0-1	.000	0-0	---	0-0-0	0	0	0	0	0
MARQUETTE	13	3-5	.600	0-1	.000	0-1	.000	2-3-5	2	2	0	1	6
ST. JOHN'S	12	0-2	.000	0-1	.000	0-0	---	0-2-2	2	1	0	0	0
Providence	Did	---	---	Not	---	Play	---	---					
#5 Xavier	21	3-8	.375	2-5	.400	3-4	.750	1-3-4	1	0	0	1	11
Seton Hall	3	0-0	---	0-0	---	0-0	---	0-0-0	0	0	0	0	0
Alabama	13	1-2	.500	1-1	1.000	0-0	---	0-2-2	1	5	0	0	3

## Season and Career Highs

#4 Ronnie Harrell Jr.	SEASON	CAREER
Points	14 North Texas, 12/21	Same
Rebounds	11 North Texas, 12/21	Same
FG	3 (5x) last at #5 Xavier, 3/5	3 (5x) last at #5 Xavier, 3/5/16
FGA	9 North Texas, 12/21	Same
3FG	2 at #5 Xavier, 3/5	Same
3FGA	5 at #5 Xavier, 3/5	Same
FT	7 North Texas, 12/21	Same
FTA	12 North Texas, 12/21	Same
Assists	5 North Texas, 12/21	Same
Steals	2 (2x) last Seton Hall, 1/30	2 (2x) last Seton Hall, 1/30/16
Blocks	1 (2x) last Coppin State, 12/28	1 (2x) last Coppin State, 12/28/15
Minutes	25 North Texas, 12/21	Same

## Ronnie Harrell Jr.'s Career Statistics

Year	GP-GS	Min.-Avg.	FGM-A	Pct.	3FGM-A	Pct.	FTM-A	Pct.	Off-Def	Total	Avg.	PF-D	Ast.	TO	Blk.	Stl.	Pts.	Avg.
Totals	27-0	260-9.6	25-74	.338	8-27	.296	19-30	.633	18-47	65	2.4	31-1	24	21	2	9	77	2.9



# Maurice Watson Jr.

5-10 • 170

Jr. • Guard

Philadelphia, Pa.

# #10

## 2015-16 Season Highlights

- Named Second Team All-BIG EAST.
- His 212 assists are second-most in Creighton single-season history.
- Junior point guard who is a team leader after sitting out last season as a transfer from Boston, where he ranked third nationally with 7.1 assists per game with BU in 2013-14.
- Leads Creighton in scoring and BIG EAST in total assists (11th nationally).
- His 474 points are the most by any Creighton newcomer in their first 33 games in the last 20 years, six more points than Doug McDermott.
- Named National Player of the Week by CBSports.com and NBCSports.com, and BIG EAST Player of the Week, on Feb. 15, after averaging 25.0 points, 7.5 assists, 6.0 rebounds and 2.0 steals in wins vs. #5 Xavier and at Marquette.
- Tied (then) career-high with 21 points at No. 14 Indiana, making 9-of-15 shots (Nov. 19).
- Earned his first double-double as a Bluejay with 13 points and 10 assists in win over Rutgers (Nov. 23). It was CU's first points/assist double-double since Austin Chatman at Missouri State in 2013.
- Tallied 10 points, nine assists and five rebounds vs. Arizona State (Dec. 2).
- Eight points and 10 assists in 90-65 win vs. IUPUI (Dec. 12).
- Led near-upset bid at No. 3 Oklahoma with 19 points & seven assists (Dec. 19).
- Made BIG EAST debut with 17 points, eight assists and three steals at St. John's (Dec. 31).
- Had 27 points, seven rebounds and four assists in a win over Georgetown (Jan. 5).
- Also surpassed 1,000 collegiate points (including 800 at Boston) vs. Georgetown.
- Had 13 points and season-high 14 assists in road win at Seton Hall (Jan. 9), the most assists by a Bluejay since 1974. The 14 assists led to 35 points.
- BIG EAST Player of the Week on Jan. 11 after averaging 20 ppg., and 9.0 apg.
- Nine points and season-high nine rebounds vs. No. 12 Providence (Jan. 12).
- Scored 18 of his 20 points after halftime in win vs. No. 18 Butler (Jan. 23).
- Finished with 16 points, eight rebounds and seven assists at Georgetown (Jan. 26).
- Scored 22 of career-high 32 points after half in win vs. No. 5 Xavier (Feb. 9), adding seven rebounds, five assists and two steals.
- Procured third double-double with 18 points and 10 assists in road win at Marquette (Feb. 13), becoming first Bluejay since 1989-90 with four games of 10+ assists in same year.
- Had a streak of seven or more assists in five straight games (Dec. 12-31), CU's longest such streak in more than 30 years.
- Scored 22 points and dished six dimes at Butler (Feb. 16).
- Distributed 10 assists at No. 5 Xavier on March 5.
- Scored 20 points in NIT debut with Creighton on March 15 vs. Alabama
- Owned or shared team lead in assists in 23 straight games (Dec. 12-March 10).
- Ranked fifth among active players nationally with 6.35 career assists per game, 19th in assist/turnover ratio (min. 400 ast.) with 2.05, ninth with 622 career assists, and 36th with 1.59 steals per game.

## Game-by-Game Statistics

### #10 Maurice Watson Jr.'s Game-by-Game Stats

Opponent	Min	FG	Pct	3FG	Pct	FT	Pct	O-D-R	A	T	B	S	Pts.
TEXAS SOUTHERN•	24	4-5	.800	0-0	---	2-3	.667	0-0-0	7	2	0	1	10
UTSA•	15	4-6	.667	0-0	---	2-2	1.000	0-0-0	5	1	0	1	10
#14 Indiana•	29	9-15	.600	0-2	.000	3-5	.600	0-1-1	2	5	0	0	21
Rutgers•	33	2-5	.400	1-1	1.000	8-12	.667	2-0-2	10	7	0	2	13
Massachusetts•	27	5-11	.455	2-2	1.000	4-6	.667	1-2-3	5	4	0	0	16
WESTERN ILLINOIS•	21	2-4	.500	0-1	.000	3-4	.750	2-2-4	5	1	0	0	7
ARIZONA STATE•	33	5-13	.385	0-2	.000	0-0	---	0-5-5	9	3	0	0	10
Loyola Chicago•	27	3-11	.273	0-1	.000	2-2	1.000	0-7-7	5	1	0	0	8
NEBRASKA•	36	3-4	.750	1-1	1.000	7-10	.700	0-4-4	4	3	0	0	14
IUPUI•	29	3-7	.429	0-0	---	2-6	.333	0-1-1	10	3	0	2	8
#3 Oklahoma•	37	7-16	.438	1-1	1.000	4-4	1.000	1-4-5	7	1	0	2	19
NORTH TEXAS•	33	7-14	.500	0-2	.000	2-2	1.000	0-1-1	7	0	0	2	16
COPPIN STATE•	19	3-7	.429	1-2	.500	3-3	1.000	0-2-2	14	4	0	2	10
St. John's•	31	6-9	.667	1-2	.500	4-6	.667	0-2-2	8	5	0	3	17
#16 VILLANOVA•	29	6-13	.462	0-1	.000	3-6	.500	0-0-0	4	1	0	3	15
GEORGETOWN•	39	9-13	.692	2-3	.667	7-9	.778	1-6-7	4	3	0	1	27
Seton Hall•	35	6-12	.500	0-0	---	1-1	1.000	0-2-2	14	4	0	1	13
#12 PROVIDENCE•	37	3-16	.176	0-0	---	3-3	1.000	3-6-9	5	4	0	1	9
DePaul•	37	5-10	.500	1-2	.500	6-8	.750	2-1-3	6	3	0	0	17
#18 BUTLER•	27	6-10	.600	0-2	.000	8-12	.667	0-1-1	6	4	0	1	20
Georgetown•	38	7-14	.500	0-0	---	2-2	1.000	2-6-8	7	6	0	1	16
SETON HALL•	37	6-16	.375	0-4	.000	2-3	.667	0-4-4	6	3	0	1	14
#3 Villanova•	29	5-13	.385	3-6	.500	3-5	.600	1-2-3	5	3	0	0	16
DEPAUL•	32	4-7	.571	0-1	.000	4-4	1.000	1-3-4	9	4	0	0	12
#5 XAVIER•	38	11-21	.524	1-8	.125	9-10	.900	0-7-7	5	4	0	2	32
Marquette•	38	7-12	.583	0-1	.000	4-6	.667	0-5-5	10	6	0	2	18
Butler•	38	10-19	.526	1-3	.333	1-2	.500	0-2-2	6	4	0	0	22
MARQUETTE•	37	6-12	.500	1-2	.500	1-2	.500	1-2-3	5	7	0	2	14
ST. JOHN'S•	22	4-7	.571	0-0	---	2-2	1.000	0-4-4	7	1	0	0	10
Providence•	26	2-9	.222	0-1	.000	2-2	1.000	0-2-2	4	4	0	0	6
#5 Xavier•	36	2-6	.333	0-2	.000	4-8	.500	0-6-6	10	3	0	0	8
Seton Hall•	38	3-12	.250	0-3	.000	0-0	---	0-1-1	6	5	0	0	6
Alabama•	29	8-13	.615	1-4	.250	3-4	.750	0-3-3	2	5	0	1	20

## Season and Career Highs

#10 Maurice Watson Jr.	SEASON	CAREER (includes BU)
Points	32 #5 Xavier, 2/9	Same
Rebounds	9 #12 Providence, 1/12	10 New Hampshire, 2/17/13
FG	11 #5 Xavier, 2/9	Same
FGA	21 #5 Xavier, 2/9	Same
3FG	3 at #3 Villanova, 2/3	3 (2x) last at #3 Villanova, 2/3/16
3FGA	8 #5 Xavier, 2/9	Same
FT	9 #5 Xavier, 2/9	9 (2x) last #5 Xavier, 2/9/16
FTA	12 (2x) last #8 Butler, 1/23	8 (2x) last #18 Butler, 1/23/16
Assists	14 at Seton Hall, 1/9	17 Army, 3/8/14
Steals	3 (2x) last #16 Villanova, 1/2	5 (4x) last Bucknell, 2/23/14
Blocks		
Minutes	39 Georgetown, 1/5	40 Norfolk State, 12/15/13

## Maurice Watson Jr.'s Career Statistics

Year	GP-GS	Min.-Avg.	FGM-A	Pct.	3FGM-A	Pct.	FTM-A	Pct.	Off-Def	Total	Avg.	PF-D	Ast.	TO	Blk.	Stl.	Pts.	Avg.
Boston ('12-14)	65-63	1976-30.4	314-652	.482	53-159	.333	119-174	.684	42-183	225	3.5	169-3	410	192	0	125	800	12.3
CU Only	33-33	1036-31.4	173-362	.478	17-60	.283	111-154	.721	17-95	112	3.4	86-3	212	111	0	31	474	14.4
Totals	98-96	3012-30.78	487-1014	.481	70-219	.320	230-328	.701	59-278	337	3.4	255-6	622	303	0	156	1274	13.0



# Tyler Clement

6-1 • 185

So. • Guard

Shawnee, Kan.

# #11

## 2015-16 Season Highlights

- Redshirt sophomore who spent much of last year as a reserve point guard.
- Finished with four rebounds and three assists in seven minutes of play during the exhibition game win vs. Upper Iowa.
- Finished with two points and two rebounds vs. Texas Southern (Nov. 14) in regular-season opener.
- Scored a career-high eight points on 2-of-5 shooting and added two assists in 14 minutes vs. UTSA (Nov. 17).
- Dished five assists and collected two rebounds in win over Massachusetts (Nov. 25).
- Drained both shot attempts and finished with six points and two rebounds in five minutes vs. North Texas (Dec. 21).
- Scored first points in more than a month when he canned a three-pointer in win over No. 18 Butler (Jan. 23).
- Scored five points and added a steal and assist in win over St. John's (Feb. 28).

## Game-by-Game Statistics

#11 Tyler Clement's Game-by-Game Stats															
Opponent	Min	FG	Pct	3FG	Pct	FT	Pct	O-D-R	A	T	B	S	Pts.		
TEXAS SOUTHERN	7	1-3	.333	0-1	.000	0-0	---	0-1-1	2	1	0	1	2		
UTSA	14	2-5	.400	2-4	.500	2-2	1.000	0-0-0	2	2	0	0	8		
#14 Indiana	8	1-2	.50	0-0	---	0-0	---	0-1-1	0	0	0	1	2		
Rutgers	2	0-1	.000	0-1	.000	0-0	---	0-0-0	0	0	0	0	0		
Massachusetts	14	0-1	.000	0-1	.000	0-1	.000	0-2-2	5	0	0	1	0		
WESTERN ILLINOIS	13	1-2	.500	0-0	---	0-0	---	0-1-1	2	1	0	1	2		
ARIZONA STATE	6	1-1	1.000	0-0	---	0-0	---	0-2-2	1	1	0	0	2		
Loyola Chicago	4	0-1	.000	0-0	---	0-0	---	0-0-0	0	1	0	0	0		
NEBRASKA	5	1-2	.500	0-0	---	1-2	.500	0-0-0	0	1	0	0	3		
IUPUI	4	0-0	---	0-0	---	0-0	---	0-0-0	0	1	0	0	0		
#3 Oklahoma	Did			Not		Play									
NORTH TEXAS	5	2-2	1.000	1-1	1.000	1-2	.500	0-2-2	0	2	0	1	6		
COPPIN STATE	6	0-1	.000	0-1	.000	0-0	---	0-2-2	1	1	0	1	0		
St. John's	1	0-0	---	0-0	---	0-0	---	1-1-2	0	0	0	1	0		
#16 VILLANOVA	4	0-0	---	0-0	---	0-0	---	0-0-0	1	0	0	0	0		
GEORGETOWN	1	0-0	---	0-0	---	0-0	---	0-0-0	0	0	0	0	0		
Seton Hall	2	0-0	---	0-0	---	0-0	---	0-0-0	0	0	0	1	0		
#12 PROVIDENCE	1	0-0	---	0-0	---	0-0	---	0-0-0	0	0	0	0	0		
DePaul	4	0-0	---	0-0	---	0-0	---	0-1-1	1	1	0	1	0		
#18 BUTLER	11	1-2	.500	1-2	.500	0-0	---	0-1-1	0	0	0	0	3		
Georgetown	2	0-0	---	0-0	---	0-1	.000	0-1-1	0	0	0	0	0		
SETON HALL	Did			Not		Play									
#3 Villanova	2	1-1	1.000	0-0	---	0-0	---	1-0-1	0	0	0	0	2		
DEPAUL	3	0-1	.000	0-1	.000	0-0	---	0-1-1	0	0	0	0	0		
#5 XAVIER	0+	0-0	---	0-0	---	0-0	---	0-0-0	0	0	0	0	0		
Marquette	2	0-0	---	0-0	---	0-0	---	0-0-0	0	0	0	0	0		
Butler	2	0-0	---	0-0	---	0-0	---	0-0-0	0	0	0	0	0		
MARQUETTE	Did			Not		Play									
ST. JOHN'S	4	1-1	1.000	0-0	---	3-4	.750	0-0-0	1	0	0	1	5		
Providence	Did			Not		Play									
#5 Xavier	0+	0-0	---	0-0	---	0-0	---	0-0-0	0	0	0	0	0		
Seton Hall	0+	0-1	.000	0-1	.000	0-0	---	0-0-0	0	0	0	0	0		
Alabama	2	0-0	---	0-0	---	0-0	---	0-0-0	1	0	0	0	0		

## Season and Career Highs

#11 Tyler Clement	SEASON	CAREER
<b>Points</b>	8 UTSA, 11/17	Same
<b>Rebounds</b>	2 (5x) last at St. John's, 12/31	2 (7x) last at St. John's, 12/31/15
<b>FG</b>	2 (2x) last North Texas, 12/21	2 (2x) last North Texas, 12/21/15
<b>FGA</b>	5 UTSA, 11/17	5 (2x) last UTSA, 11/17/15
<b>3FG</b>	2 UTSA, 11/17	Same
<b>3FGA</b>	4 UTSA, 11/17	4 (2x) last UTSA, 11/17/15
<b>FT</b>	3 St. John's, 2/28	Same
<b>FTA</b>	4 St. John's, 2/28	Same
<b>Assists</b>	5 vs. Massachusetts, 11/25	Same
<b>Steals</b>	1 (9x) last St. John's, 2/28	1 (11x) last St. John's, 2/28/16
<b>Blocks</b>		
<b>Minutes</b>	14 (2x) last vs. Massachusetts, 11/25	26 #19 Seton Hall, 1/10/15

## Tyler Clement's Career Statistics

Year	GP-GS	Min.-Avg.	FGM-A	Pct.	3FGM-A	Pct.	FTM-A	Pct.	Off-Def	Total	Avg.	PF-D	Ast.	TO	Blk.	Stl.	Pts.	Avg.
<b>Totals</b>	55-0	273-5.0	17-50	.340	8-29	.276	10-19	.526	3-28	31	0.6	30-0	30	23	0	12	52	0.9



# Malik Albert

6-2 • 170

Jr. • Guard

Detroit, Mich.

# #12

## 2015-16 Season Highlights

- High-scoring junior college transfer from Mott CC who can play either guard position, and has seen an increased role in the last five games, likley in Omaha.
- Was 5-for-5 from the field and had 12 points and four assists in 14 minutes during exhibition win vs. Upper Iowa.
- Finished regular-season debut with three assists and a steal vs. Texas Southern (Nov. 14).
- Dished 10 assists in 20 minutes off the bench in win over UTSA, becoming just the third reserve to do so in 20 minutes or less in a win over a Division I team during the last six years.
- Creighton's first reserve in at least 30 years with 10 assists or more off the bench.
- Eight points, three rebounds and two assists in 11 minutes vs. IUPUI (Dec. 12).
- Scored season-high 13 points, adding three assists, two steals and a rebound vs. Coppin State (Dec. 28).
- Showed off tremendous leaping ability with blocked shot on a Khadeen Carrington breakaway lay-up attempt vs. Seton Hall (Jan. 30).
- Played 11 minutes at No. 3 Villanova (Feb. 3), finishing with a dunk, an assist, a steal and a blocked shot.
- Made 4-of-5 shots from the floor, including a pair of dunks, and finished with eight points, four rebounds and two assists in win over St. John's (Feb. 28).
- Finished 4-for-9 from the field and added five rebounds, an assist and a steal at Providence (March 2).
- Had seven points, two rebounds and a steal in 12 minutes at No. 5 Xavier (March 5).
- Provided a spark off the bench in 20 minutes vs. Seton Hall in the BIG EAST Tournament (March 10), registering three steals and two points.

## Game-by-Game Statistics

#12 Malik Albert's Game-by-Game Stats															
Opponent	Min	FG	Pct	3FG	Pct	FT	Pct	O-D-R	A	T	B	S	Pts.		
TEXAS SOUTHERN	16	1-3	.333	0-2	.000	0-0	---	0-0-0	3	0	0	1	2		
UTSA	20	1-3	.333	0-2	.000	2-2	1.000	0-2-2	10	2	0	1	4		
#14 Indiana	5	0-3	.000	0-1	.000	0-0	---	0-0-0	0	1	0	0	0		
Rutgers	7	2-4	.500	0-0	---	0-0	---	0-0-0	0	0	0	0	4		
Massachusetts	7	0-1	.000	0-1	.000	4-4	1.000	0-1-1	0	1	0	0	4		
WESTERN ILLINOIS	6	0-1	.000	0-0	---	0-0	---	0-0-0	0	0	0	0	0		
ARIZONA STATE	Did			Not		Play									
Loyola Chicago	2	0-1	.000	0-0	---	0-1	.000	0-0-0	0	0	0	0	0		
NEBRASKA	Did			Not		Play									
IUPUI	11	3-3	1.000	0-0	---	2-2	1.000	0-3-3	2	2	1	1	8		
#3 Oklahoma	2	0-1	.000	0-1	.000	0-0	---	0-1-1	0	0	0	0	0		
NORTH TEXAS	4	0-0	---	0-0	---	0-0	---	0-0-0	0	1	0	0	0		
COPPIN STATE	18	4-5	.800	1-1	1.000	4-5	.800	0-1-1	3	1	0	2	13		
St. John's	7	0-1	.000	0-1	.000	1-2	.500	0-0-0	0	1	0	0	1		
#16 VILLANOVA	7	1-2	.500	0-0	---	0-0	---	0-1-1	1	1	0	0	2		
GEORGETOWN	Did			Not		Play									
Seton Hall	Did			Not		Play									
#12 PROVIDENCE	2	0-2	.000	0-1	.000	0-0	---	0-0-0	0	0	0	0	0		
DePaul	0+	0-0	---	0-0	---	0-0	---	0-0-0	0	0	0	0	0		
#18 BUTLER	Did			Not		Play									
Georgetown	Did			Not		Play									
SETON HALL	3	1-1	1.000	0-0	---	0-0	---	0-1-1	1	1	1	1	0		
#3 Villanova	11	1-2	.500	0-0	---	0-0	---	0-1-1	1	1	1	1	2		
DEPAUL	9	0-1	.000	0-0	---	0-0	---	1-0-1	2	1	0	0	0		
#5 XAVIER	2	0-0	---	0-0	---	0-0	---	0-0-0	0	0	0	0	0		
Marquette	Did			Not		Play									
Butler	1	0-0	---	0-0	---	2-2	1.000	0-0-0	0	0	0	0	0		
MARQUETTE	3	0-0	---	0-0	---	0-0	---	0-0-0	1	0	0	0	0		
ST. JOHN'S	18	4-5	.800	0-0	---	0-1	.000	1-3-4	2	3	0	0	8		
Providence	13	4-9	.444	0-2	.000	0-0	---	1-4-5	1	0	0	1	8		
#5 Xavier	12	3-4	.750	0-1	.000	1-2	.500	0-2-2	0	0	0	1	7		
Seton Hall	20	1-4	.250	0-0	---	0-0	---	1-1-2	0	1	0	3	2		
Alabama	13	0-3	.000	0-1	.000	1-2	.500	0-3-3	0	1	1	1	1		

## Season and Career Highs

#12 Malik Albert	SEASON	CAREER
Points	13 Coppin State, 12/28	Same
Rebounds	5 at Providence, 3/2	Same
FG	4 (3x) last at Providence, 3/2	4 (3x) last at Providence, 3/2/16
FGA	9 at Providence, 3/2	Same
3FG	1 Coppin State, 12/28	Same
3FGA	2 (3x) last at Providence, 3/2	2 (3x) last at Providence, 3/2/16
FT	4 (2x) last Coppin State, 12/28	4 (2x) last Coppin State, 12/28/15
FTA	5 Coppin State, 12/28	Same
Assists	10 UTSA, 11/17	Same
Steals	3 vs. Seton Hall, 3/10	Same
Blocks	1 (4x) last Alabama, 3/15	1 (4x) last Alabama, 3/15/16
Minutes	20 (2x) last vs. Seton Hall, 3/16	20 (2x) last vs. Seton Hall, 3/16/16

## Malik Albert's Career Statistics

Year	GP-GS	Min.-Avg.	FGM-A	Pct.	3FGM-A	Pct.	FTM-A	Pct.	Off-Def	Total	Avg.	PF-D	Ast.	TO	Blk.	Stl.	Pts. Avg.
Totals	26-0	219-8.4	26-59	.441	1-14	.071	17-23	.739	4-24	28	1.1	10-0	27	18	4	12	70 2.7



# Cole Huff

6-8 • 215

Jr. • Forward

Altadena, Calif.

# #13

## 2015-16 Season Highlights

- Highly-touted transfer from Nevada who sat out last season at Creighton after averaging 12.4 points and 5.4 rebounds per game with the Wolf Pack in 2013-14.
- Has scored in double-figures in eight of the last 10 games.
- Led team in scoring during three games in Italy, averaging 14.3 points per game on 73.9 percent shooting (17-23) from the floor.
- Started team's first 18 games before coming off the bench for the first time at DePaul (Jan. 17).
- Named MVP of the 2015 Men Who Speak Up Main Event after averaging 19.0 points and 5.0 rebounds in two wins in Las Vegas.
- In regular-season debut with Creighton, he had 12 points and six rebounds vs. Texas Southern (Nov. 14).
- Made 6-of-9 shots and scored 17 points in 22 minutes in win over UTSA (Nov. 17).
- Scored 26 points and grabbed seven rebounds in victory over Rutgers (Nov. 23) in his return to the state of Nevada. His 26 points were the most by a Bluejay since Doug McDermott vs. Louisiana in March of 2014.
- Missed most of the second half vs. Loyola (Chicago) with a shoulder injury, but returned to start CU's next contest vs. Nebraska (Dec. 9).
- Had 14 points and career-high 11 rebounds in BIG EAST debut at St. John's (Dec. 31) for his first double-double as a Bluejay.
- Finished with 14 points and seven rebounds off the bench at Georgetown (Jan. 26).
- Scored season-high 28 points on 9-of-11 shooting vs. DePaul (Feb. 6) in just 22 minutes of work. Made his first seven shots, scoring 18 points in the final 5:14 of the first half.
- Finished with 12 points and nine rebounds off the bench vs. Marquette (Feb. 24).
- Notched 10 points and nine rebounds at Providence (March 2).
- Contributed 21 points, seven rebounds and a career-high five steals at No. 5 Xavier (March 5) in his first start since Jan. 12th.
- Shined in his Madison Square Garden debut, scoring a career-high 35 points at the BIG EAST Tournament vs. Seton Hall (March 10). Made 7-of-11 three-point baskets and added nine rebounds.
- Is battling a knee injury that limits his practice time and could require postseason surgery.

## Game-by-Game Statistics

#13 Cole Huff's Game-by-Game Stats															
Opponent	Min	FG	Pct	3FG	Pct	FT	Pct	O-D-R	A	T	B	S	Pts.		
TEXAS SOUTHERN•	23	5-11	.455	2-4	.500	0-1	.000	0-6-6	2	1	0	1	12		
UTSA•	22	6-9	.667	3-6	.500	2-2	1.000	1-3-4	0	0	1	2	17		
#14 Indiana•	21	2-6	.333	0-3	.000	0-0	---	1-2-3	1	3	0	1	4		
Rutgers•	34	10-19	.526	4-9	.444	2-2	1.000	1-6-7	1	0	0	1	26		
Massachusetts•	26	3-6	.500	3-6	.500	3-5	.600	0-3-3	0	2	0	0	12		
WESTERN ILLINOIS•	23	2-8	.250	1-4	.250	2-3	.667	1-5-6	0	0	0	0	7		
ARIZONA STATE•	22	4-10	.400	2-6	.333	0-2	.000	0-1-1	0	1	1	0	10		
Loyola Chicago•	17	4-7	.571	1-4	.250	2-2	1.000	1-2-3	1	1	2	0	11		
NEBRASKA•	16	2-6	.333	0-4	.000	0-0	---	0-1-1	0	1	1	0	4		
IUPUI•	9	2-4	.500	1-2	.500	2-2	1.000	0-0-0	0	0	1	0	7		
#3 Oklahoma•	28	4-15	.267	4-9	.444	0-0	---	0-5-5	0	3	0	1	12		
NORTH TEXAS•	15	5-6	.833	1-1	1.000	2-2	1.000	0-4-4	1	0	0	0	13		
COPPIN STATE•	22	5-11	.455	2-6	.333	2-3	.667	0-3-3	0	0	0	0	14		
St. John's•	31	2-11	.182	2-6	.333	8-8	1.000	0-11-11	0	0	0	0	14		
#16 VILLANOVA•	27	5-11	.455	0-5	.000	3-4	.750	1-2-3	0	0	0	0	13		
GEORGETOWN•	20	0-5	.000	0-2	.000	0-0	---	0-2-2	1	1	1	0	0		
Seton Hall•	16	1-5	.200	1-3	.333	1-2	.500	1-5-6	0	0	0	0	4		
#12 PROVIDENCE•	14	0-3	.000	0-2	.000	0-0	---	0-3-3	0	1	0	0	0		
DePaul	19	4-8	.500	2-4	.500	0-0	---	0-4-4	2	2	1	2	10		
#18 BUTLER	14	3-8	.375	1-4	.250	1-3	.333	2-3-5	1	0	0	0	8		
Georgetown	24	3-10	.300	2-6	.333	6-7	.857	2-5-7	1	1	1	0	14		
SETON HALL	12	0-1	.000	0-1	.000	1-2	.500	0-1-1	1	0	0	0	1		
#3 Villanova	18	3-7	.429	1-4	.250	0-0	---	0-2-2	0	1	0	0	7		
DEPAUL	22	9-11	.818	4-6	.444	6-6	1.000	0-4-4	1	1	0	3	28		
#5 XAVIER	25	3-7	.429	1-4	.250	4-5	.800	0-5-5	0	0	0	0	11		
Marquette	17	2-8	.250	2-6	.333	0-0	---	0-6-6	1	0	0	0	6		
Butler	17	3-5	.600	2-4	.500	3-4	.750	1-7-8	0	0	0	0	11		
MARQUETTE	29	5-17	.294	0-5	.000	2-2	1.000	2-7-9	0	0	0	2	12		
ST. JOHN'S	20	4-6	.667	3-5	.600	2-2	1.000	0-7-7	0	2	0	0	13		
Providence	28	4-12	.333	2-6	.333	0-0	---	1-8-9	1	0	0	2	10		
#5 Xavier•	37	8-14	.571	3-8	.500	1-2	.500	2-5-7	1	3	1	5	21		
Seton Hall•	35	11-16	.688	7-11	.636	6-6	1.000	1-8-9	0	0	0	0	35		
Alabama•	31	3-8	.375	0-1	.000	0-0	---	2-4-6	1	0	0	0	6		

## Season and Career Highs

#13 Cole Huff	SEASON	CAREER (includes UNR)
Points	35 vs. Seton Hall, 3/10	Same
Rebounds	11 at St. John's, 12/31	Same
FG	11 vs. Seton Hall, 3/10	11 (2x) last vs. Seton Hall, 3/10/16
FGA	19 vs. Rutgers, 11/23	19 (2x) last vs. Rutgers, 11/23/15
3FG	7 vs. Seton Hall, 3/10	Same
3FGA	11 vs. Seton Hall, 3/10	Same
FT	8 at St. John's, 12/31	Same
FTA	8 at St. John's, 12/31	9 Colorado State, 1/29/14
Assists	2 (3x) last at DePaul, 1/17	3 at Utah State, 2/5/14
Steals	5 at #5 Xavier, 3/5	Same
Blocks	2 at Loyola (Chicago), 12/5	3 at San Francisco, 11/15/13
Minutes	37 at #5 Xavier, 3/5	47 at Fresno State (2OT), 1/22/14

## Cole Huff's Career Statistics

Year	GP-GS	Min.-Avg.	FGM-A	Pct.	3FGM-A	Pct.	FTM-A	Pct.	Off-Def	Total	Avg.	PF-D	Ast.	TO	Blk.	Stl.	Pts. Avg.
Nevada ('12-14)	62-46	1550-25.0	176-403	.437	67-182	.368	108-133	.812	89-184	273	4.4	142-1	40	71	31	31	527 8.5
CU Only	33-21	734-22.2	127-291	.436	58-157	.369	61-77	.792	20-142	162	4.9	74-2	19	26	10	21	373 11.3
Totals	95-67	2284-24.0	303-694	.436	125-339	.369	169-210	.805	109-326	435	4.6	216-3	59	97	41	52	900 9.5



# Martin Krampelj

6-9 • 205

Fr. • Forward

Grosuplje, Slovenia

# #15

## 2015-16 Season Highlights

- Made his regular-season debut with 11 points and eight rebounds vs. Texas Southern (Nov. 14), the most rebounds by a freshman in an opener since 2000 (Joe Dabbert).
- Finished with eight points and four rebounds in 12 minutes during exhibition victory vs. Upper Iowa.
- Totaled six points, four rebounds, one block and one assist in win over Massachusetts (Nov. 25).
- Produced three points and seven rebounds in eight minutes off the bench in win over Western Illinois (Nov. 28).
- Aggravated a knee injury on Dec. 10 and will miss the rest of the season after ACL surgery on Dec. 28.
- Averaged 12.0 points and 6.3 rebounds per game in Italy, making 13-of-20 field goals (65 percent) and leading the club with eight steals.
- Slovenian native spent last season at Impact Academy in Florida.
- Name pronounced Mar-TEEN, CROM-pul.

## Game-by-Game Statistics

### #15 Martin Krampelj's Game-by-Game Stats

Opponent	Min	FG	Pct	3FG	Pct	FT	Pct	O-D-R	A	T	B	S	Pts.
TEXAS SOUTHERN	14	5-10	.500	1-3	.333	0-2	.000	6-2-8	2	0	0	0	11
UTSA	11	0-1	.000	0-0	---	0-2	.000	1-3-4	0	2	1	0	0
#14 Indiana	3	0-0	---	0-0	---	0-0	---	0-0-0	0	0	0	0	0
Rutgers	1	0-0	---	0-0	---	0-0	---	0-0-0	0	0	0	0	0
Massachusetts	7	3-4	.750	0-1	.000	0-0	---	1-3-4	0	0	1	1	6
WESTERN ILLINOIS	8	1-4	.250	0-1	.000	1-2	.500	2-5-7	0	0	1	0	3
ARIZONA STATE	Did			Not		Play							
Loyola Chicago	2	0-0	---	0-0	---	0-0	---	0-2-2	0	0	0	0	0
NEBRASKA	Did			Not		Play							
IUPUI	Did			Not		Play	--	Injured					
#3 Oklahoma	Did			Not		Play	--	Injured					
NORTH TEXAS	Did			Not		Play	--	Injured					
COPPIN STATE	Did			Not		Play	--	Injured					
St. John's	Did			Not		Play	--	Injured					
#16 VILLANOVA	Did			Not		Play	--	Injured					
GEORGETOWN	Did			Not		Play	--	Injured					
Seton Hall	Did			Not		Play	--	Injured					
#12 PROVIDENCE	Did			Not		Play	--	Injured					
DePaul	Did			Not		Play	--	Injured					
#18 BUTLER	Did			Not		Play	--	Injured					
Georgetown	Did			Not		Play	--	Injured					
SETON HALL	Did			Not		Play	--	Injured					
#3 Villanova	Did			Not		Play	--	Injured					
DEPAUL	Did			Not		Play	--	Injured					
#5 XAVIER	Did			Not		Play	--	Injured					
Marquette	Did			Not		Play	--	Injured					
Butler	Did			Not		Play	--	Injured					
MARQUETTE	Did			Not		Play	--	Injured					
ST. JOHN'S	Did			Not		Play	--	Injured					
Providence	Did			Not		Play	--	Injured					
#5 Xavier	Did			Not		Play	--	Injured					
Seton Hall	Did			Not		Play	--	Injured					
Alabama	Did			Not		Play	--	Injured					

## Season and Career Highs

#15 Martin Krampelj	SEASON	CAREER
Points	11 Texas Southern, 11/14	Same
Rebounds	8 Texas Southern, 11/14	Same
FG	5 Texas Southern, 11/14	Same
FGA	10 Texas Southern, 11/14	Same
3FG	1 Texas Southern, 11/14	Same
3FGA	3 Texas Southern, 11/14	Same
FT	1 Western Illinois, 11/28	Same
FTA	2 (3x) last Western Illinois, 11/28	2 (3x) last Western Illinois, 11/28/15
Assists	2 Texas Southern, 11/14	Same
Steals	1 vs. Massachusetts, 11/25	Same
Blocks	1 (3x) last Western Illinois, 11/28	1 (3x) last Western Illinois, 11/28/15
Minutes	14 Texas Southern, 11/14	Same

## Martin Krampelj's Career Statistics

Year	GP-GS	Min.-Avg.	FGM-A	Pct.	3FGM-A	Pct.	FTM-A	Pct.	Off-Def	Total	Avg.	PF-D	Ast.	TO	Blk.	Stl.	Pts. Avg.
Totals	7-0	46-6.6	9-19	.474	1-5	.200	1-6	.167	10-15	25	3.6	8-0	2	2	3	1	20 2.9



# Isaiah Zierden

6-3 • 185

Jr. • Guard

Minneapolis, Minn.

# #21

## 2015-16 Season Highlights

- Redshirt junior who has missed parts of the past two seasons after suffering from two different knee injuries that required months of rehab.
- Sixth in the BIG EAST in 3FG made, seventh in three-point percentage and ninth in steals.
- Leads team in steals and fourth in scoring.
- Scored 15 points and had four rebounds and four assists vs. Texas Southern (Nov. 14) while returning to the starting line-up.
- Finished with 24 points in 23 minutes vs. UTSA (Nov. 17).
- Owns 69 assists and just 29 turnovers so far in 2015-16.
- First Creighton player since Kyle Korver (2002-03) to have 15+ points and 4+ assists in each of team's first two games.
- Scored 14 points and swiped a career-high 5 steals vs. Arizona State (Dec. 2).
- Scored 10 of his team-high 17 points in the first eight minutes as Creighton raced to an 18-4 lead and never trailed in a win over Nebraska (Dec. 9).
- Sank 5-of-7 three-pointers and scored 17 points vs. IUPUI (Dec. 12).
- Scored 16 points on 6-of-7 from the field and 4-of-5 from downtown vs. Coppin State (Dec. 28).
- Finished with 11 points, four assists, three steals and two rebounds. vs. Georgetown (Jan. 5).
- Contributed 16 points and four steals in win at Seton Hall, including a four-point play (Jan. 9).
- Drained eight three-pointers and scored a career-high 31 points in road win at DePaul (Jan. 17).
- Made multiple three-pointers in nine straight games from Dec. 28-Jan. 26, and buried at least one triple in 13 straight games from Dec. 28-Feb. 9.
- Sank two clutch FT with 7.2 seconds left to ice win at Marquette (Feb. 13).
- Swiped four steals vs. Marquette (Feb. 24).
- Missed the regular-season finale at No. 5 Xavier on March 5 and the NIT opener on March 15th due to a shoulder injury and is likely to need surgery following the season.
- Father, Don, is an assistant coach with the NBA's Washington Wizards.

## Game-by-Game Statistics

#21 Isaiah Zierden's Game-by-Game Stats															
Opponent	Min	FG	Pct	3FG	Pct	FT	Pct	O-D-R	A	T	B	S	Pts.		
TEXAS SOUTHERN•	22	5-10	.500	3-8	.375	2-2	1.000	0-4-4	4	0	0	0	1	15	
UTSA•	23	7-13	.538	5-10	.500	5-5	1.000	0-3-3	4	0	0	3	24		
#14 Indiana•	32	1-6	.167	1-5	.200	1-2	.500	0-5-5	4	1	0	0	4		
Rutgers•	33	3-8	.375	3-6	.500	0-0	---	0-3-3	2	1	0	1	9		
Massachusetts•	36	3-10	.300	1-5	.200	2-2	1.000	0-3-3	4	0	0	2	9		
WESTERN ILLINOIS•	21	4-10	.400	3-7	.429	0-0	---	1-0-1	2	0	0	0	11		
ARIZONA STATE•	35	4-6	.667	4-6	.447	2-2	1.000	0-1-1	3	1	0	5	14		
Loyola Chicago•	34	0-7	.000	0-6	.000	0-0	---	0-3-3	3	0	0	3	0		
NEBRASKA•	36	5-7	.714	2-4	.500	5-7	.714	1-5-6	3	2	0	3	17		
IUPUI•	28	5-7	.714	5-7	.714	2-2	1.000	1-4-5	2	1	0	1	17		
#3 Oklahoma•	37	2-8	.250	2-6	.333	0-0	---	2-2-4	2	3	0	0	6		
NORTH TEXAS•	27	2-8	.250	0-5	.000	2-2	1.000	0-4-4	3	1	0	0	6		
COPPIN STATE•	24	6-7	.867	4-5	.800	0-0	---	0-3-3	2	0	0	0	16		
St. John's•	33	2-8	.250	2-8	.250	1-1	1.000	0-5-5	0	1	0	3	7		
#16 VILLANOVA•	39	4-9	.444	2-7	.286	4-4	1.000	0-2-2	2	2	0	0	14		
GEORGETOWN•	31	3-8	.375	2-6	.333	3-3	1.000	0-2-2	4	2	0	3	11		
Seton Hall•	33	4-12	.333	3-6	.500	5-6	.833	0-2-2	3	1	0	4	16		
#12 PROVIDENCE•	40	2-8	.250	2-7	.286	2-2	1.000	1-1-2	4	0	0	1	8		
DePaul•	36	9-12	.750	8-11	.727	5-6	.833	0-2-2	0	2	0	3	31		
#18 BUTLER•	40	3-9	.333	2-8	.250	5-6	.833	1-3-4	1	0	0	0	13		
Georgetown•	39	3-8	.375	2-7	.286	2-2	1.000	0-3-3	0	2	0	0	10		
SETON HALL•	34	2-7	.286	1-5	.200	0-0	---	0-4-4	1	3	0	1	5		
#3 Villanova•	26	1-5	.200	1-4	.250	0-0	---	0-6-6	1	0	0	0	3		
DEPAUL•	29	1-4	.250	1-2	.500	2-3	.667	0-5-5	3	1	0	0	5		
#5 XAVIER•	39	3-8	.375	3-8	.375	0-0	---	0-5-5	2	2	0	1	9		
Marquette•	34	0-6	.000	0-4	.000	2-2	1.000	1-1-2	3	0	0	2	2		
Butler•	37	3-6	.500	3-6	.500	2-3	.667	0-2-2	2	1	0	1	11		
MARQUETTE•	31	2-5	.400	2-5	.400	1-2	.500	0-1-1	0	1	0	4	7		
ST. JOHN'S•	20	3-5	.600	1-3	.333	2-4	.500	0-3-3	2	0	0	1	9		
Providence•	34	3-8	.375	2-4	.500	0-0	---	0-5-5	0	0	0	1	8		
#5 Xavier	Did			Not		Play	--	Injured							
Seton Hall•	19	0-1	.000	0-1	.000	0-0	---	0-1-1	1	1	0	0	0		
Alabama	Did			Not		Play	--	Injured							

## Season and Career Highs

#21 Isaiah Zierden	SEASON	CAREER
Points	31 at DePaul, 1/17	Same
Rebounds	6 (2x) last at #3 Villanova, 2/3	7 South Dakota (2OT), 12/9/14
FG	9 at DePaul, 1/17	Same
FGA	13 UTSA, 11/17	13 (2x) last UTSA, 11/17/15
3FG	8 at DePaul, 1/17	Same
3FGA	11 at DePaul, 1/17	12 at North Texas, 12/21/14
FT	5 (5x) last #18 Butler, 1/23	8 North Carolina Central, 11/24/14
FTA	7 Nebraska, 12/9	9 North Carolina Central, 11/24/14
Assists	4 (7x) last #12 Providence, 1/12	6 Texas-Pan American, 12/19/14
Steals	5 Arizona State, 12/2	Same
Blocks		1 #18 Oklahoma, 11/19/14
Minutes	40 (2x) last #18 Butler, 1/23	43 South Dakota (2OT), 12/9/14

## Isaiah Zierden's Career Statistics

Year	GP-GS	Min.-Avg.	FGM-A	Pct.	3FGM-A	Pct.	FTM-A	Pct.	Off-Def	Total	Avg.	PF-D	Ast.	TO	Blk.	Stl.	Pts.	Avg.
Totals	79-38	1846-23.4	182-457	.398	130-342	.380	103-121	.851	12-155	167	2.1	88-0	124	46	1	59	597	7.6



# James Milliken

6-3 • 185

Sr. • Guard

Siler City, N.C.

# #23

## 2015-16 Season Highlights

- Has scored 18.2 points per game in the last four contests.
- Team's top returning scorer after he scored 9.6 points per game last year and tied for team-lead with 45 three-pointers made.
- One of two seniors on the team, along with Geoffrey Groselle.
- Scored 12 points vs. UTSA, including a four-point play (Nov. 17), then added 10 points vs. Rutgers (Nov. 23).
- Finished with 11 points and three assists in win over UMass (Nov. 25).
- Tallied 11 points, four rebounds and two assists in season-high 30 minutes at St. John's (Dec. 31).
- Finished with 12 points in win over Georgetown (Jan. 5).
- Scored 14 points in road win at DePaul (Jan. 17).
- Poured in 21 points against Seton Hall (Jan. 30), tying his career-high with four three-point baskets.
- Finished with 12 points and four rebounds vs. DePaul on Feb. 6.
- Made first start of the year on Feb. 9 vs. No. 5 Xavier, finishing with nine points, three rebounds and his first two blocked shots as a Bluejay.
- Sank go-ahead three-pointer with 1:05 left to help Creighton to road win at Marquette (Feb. 13).
- Pumped in 15 points at Butler (Feb. 16), making 7-of-9 foul shots.
- Drained 4-of-5 three-point shots and 7-of-10 overall shots to score 19 points in Senior Day win over St. John's (Feb. 28).
- Collected a career-high 26 points at Providence (March 2), tying career-high with four three-pointers and making 8-of-13 field goals overall.
- Scored 22 points and dished a career-high seven assists at No. 5 Xavier, playing all 40 minutes (March 5).
- Scored 18 points and added five assists vs. Seton Hall (March 10).
- Team is 13-6 this season when he scores eight points or more.
- Finished with seven points in NIT win vs. Alabama
- Converted three four-point plays last season and has one this season.

## Game-by-Game Statistics

#23 James Milliken's Game-by-Game Stats														
Opponent	Min	FG	Pct	3FG	Pct	FT	Pct	O-D-R	A	T	B	S	Pts.	
TEXAS SOUTHERN	24	4-7	.571	0-2	.000	0-0	---	0-2-2	2	3	0	0	8	
UTSA	27	4-8	.500	3-7	.429	1-1	1.000	0-3-3	2	2	0	0	12	
#14 Indiana	21	1-4	.250	0-2	.000	4-6	.667	0-3-3	2	0	0	2	6	
Rutgers	24	3-6	.500	1-2	.500	3-4	.750	1-2-3	1	0	0	2	10	
Massachusetts	28	3-5	.600	2-3	.667	3-5	.600	0-2-2	3	1	0	0	11	
WESTERN ILLINOIS	23	4-8	.500	1-4	.250	3-3	1.000	0-0-0	3	0	0	0	12	
ARIZONA STATE	19	1-2	.500	1-2	.500	1-2	.500	0-1-1	1	2	0	1	4	
Loyola Chicago	22	0-5	.000	0-2	.000	0-0	---	0-1-1	0	1	0	0	0	
NEBRASKA	24	2-8	.250	1-3	.333	2-4	.500	0-1-1	2	0	0	0	7	
IUPUI	14	2-6	.333	1-3	.333	0-1	.000	0-2-2	0	1	0	0	5	
#3 Oklahoma	23	4-7	.571	3-4	.750	0-0	---	0-1-1	1	0	0	0	11	
NORTH TEXAS	24	1-3	.333	0-2	.000	1-2	.500	0-2-2	1	1	0	2	3	
COPPIN STATE	16	2-4	.500	1-2	.500	3-4	.750	1-1-2	3	1	0	0	8	
St. John's	30	3-6	.500	2-3	.667	3-5	.600	1-3-4	2	0	0	0	11	
#16 VILLANOVA	19	2-3	.667	1-2	.500	2-2	1.000	0-0-0	2	2	0	0	7	
GEORGETOWN	25	3-7	.429	2-4	.500	4-4	1.000	0-0-0	1	1	0	0	12	
Seton Hall	19	2-8	.250	0-2	.000	2-4	.500	0-2-2	0	0	0	0	6	
#12 PROVIDENCE	22	1-6	.167	0-2	.000	4-6	.667	0-1-1	0	0	0	0	6	
DePaul	27	5-11	.455	1-4	.250	3-3	1.000	0-3-3	1	0	0	3	14	
#18 BUTLER	20	0-5	.000	0-3	.000	2-2	1.000	1-2-3	2	1	0	0	2	
Georgetown	21	0-7	.000	0-3	.000	2-2	1.000	0-0-0	1	0	0	0	2	
SETON HALL	32	7-15	.467	4-9	.444	3-4	.750	0-1-1	1	0	0	1	21	
#3 Villanova	20	1-4	.250	0-2	.000	0-2	.000	0-0-0	1	1	0	0	2	
DEPAUL	20	4-8	.500	3-5	.600	1-2	.500	1-3-4	0	1	0	0	12	
#5 XAVIER•	37	3-9	.333	2-8	.250	1-3	.333	0-3-3	0	2	2	0	9	
Marquette•	34	4-10	.400	1-5	.200	0-0	---	0-5-5	2	1	0	0	9	
Butler•	37	3-12	.250	2-8	.250	7-9	.778	0-4-4	3	1	0	0	15	
MARQUETTE•	23	1-4	.250	0-3	.000	0-0	---	0-1-1	1	0	0	0	2	
ST. JOHN'S•	28	7-10	.700	4-5	.800	1-1	1.000	2-2-4	2	1	0	0	19	
Providence•	38	8-13	.615	4-6	.667	6-6	1.000	1-3-4	1	1	0	0	26	
#5 Xavier•	40	8-16	.500	4-9	.444	2-2	1.000	1-3-4	7	2	0	0	22	
Seton Hall•	39	5-14	.357	1-7	.143	7-9	.778	1-3-4	5	0	0	2	18	
Alabama•	30	3-6	.500	0-1	.000	0-0	---	0-0-0	4	0	0	0	6	

## Season and Career Highs

#23 James Milliken	SEASON	CAREER
Points	26 at Providence, 3/2	Same
Rebounds	5 at Marquette, 2/13	10 Eastern Illinois, 11/25/14
FG	8 (2x) last at #5 Xavier, 3/5	9 South Dakota (2OT), 12/9/14
FGA	16 at #5 Xavier, 3/5	16 (2x) last at #5 Xavier, 3/5/16
3FG	4 (4x) last at #5 Xavier, 3/5	4 (7x) last at #5 Xavier, 3/5/16
3FGA	9 (2x) last at #5 Xavier, 3/5	9 (2x) last at #5 Xavier, 3/5/16
FT	7 (2x) last vs. Seton Hall, 3/10	9 at DePaul, 2/24/15
FTA	9 (2x) last vs. Seton Hall, 3/10	10 at DePaul, 2/24/15
Assists	7 at #5 Xavier, 3/5	Same
Steals	3 at DePaul, 1/17	Same
Blocks	2 #5 Xavier, 2/9	Same
Minutes	40 at #5 Xavier, 3/5	Same

## James Milliken's Career Statistics

Year	GP-GS	Min.-Avg.	FGM-A	Pct.	3FGM-A	Pct.	FTM-A	Pct.	Off-Def	Total	Avg.	PF-D	Ast.	TO	Blk.	Stl.	Pts.	Avg.
Totals	64-21	1661-26.0	196-481	.407	90-246	.366	133-177	.751	19-133	152	2.4	92-0	113	56	2	26	615	9.6



# Toby Hegner

6-10 • 225

So. • Forward

Berlin, Wis.

# #32

## 2015-16 Season Highlights

- Has made an eye-popping 12-of-17 three-pointers in the final five minutes of games this season.
- Opened his sophomore season with eight points and six rebounds vs. Texas Southern (Nov. 14).
- Team's lone returning starter, he came off the bench in CU's exhibition game vs. Upper Iowa and had 13 points and three rebounds in 18 minutes.
- Tallied 10 points and seven rebounds vs. UTSA (Nov. 17).
- Finished with 10 points, five rebounds and two assists in 13 minutes of win over Massachusetts (Nov. 25).
- Sank a season-best 12 points, making 4-of-7 three-pointers, vs. Arizona State (Dec. 2).
- Finished with 12 points and seven rebounds in 22 minutes off the bench vs. IUPUI (Dec. 12).
- Missed the Dec. 19 game at No. 3 Oklahoma and Dec. 21 vs. North Texas with an ankle injury before returning vs. Coppin State on Dec. 28.
- Scored team-high 11 points in career-high 30 minutes vs. No. 12 Providence (Jan. 12).
- Made first start of the season in road win at DePaul, tying for team-lead with five rebounds (Jan. 17).
- Scored 10 points and grabbed six rebounds in win over No. 18 Butler (Jan. 23).
- Sank three three-pointers in second half of road win at Marquette (Feb. 13) in return to his home state.
- Came off the bench and had nine points and two rebounds in 13 minutes at No. 5 Xavier (March 5).
- Tied for team lead last season when he made 45 three-point baskets.

## Game-by-Game Statistics

#32 Toby Hegner's Game-by-Game Stats														
Opponent	Min	FG	Pct	3FG	Pct	FT	Pct	O-D-R	A	T	B	S	Pts.	
TEXAS SOUTHERN	20	2-7	.286	2-5	.400	2-2	1.000	3-3-6	0	0	0	1	8	
UTSA	22	3-8	.375	2-4	.500	2-6	.333	1-6-7	1	0	0	1	10	
#14 Indiana	21	1-4	.250	1-4	.250	0-1	.000	0-5-5	1	2	1	0	3	
Rutgers	17	2-6	.333	0-3	.000	0-0	---	1-2-3	0	0	0	0	4	
Massachusetts	13	4-7	.571	2-5	.400	0-0	---	1-4-5	2	1	0	0	10	
WESTERN ILLINOIS	13	2-3	.667	2-3	.667	0-0	---	2-0-2	0	1	0	0	6	
ARIZONA STATE	23	4-7	.571	4-7	.571	0-0	---	1-3-4	0	1	1	0	12	
Loyola Chicago	17	1-3	.333	1-2	.500	2-2	1.000	1-1-2	0	1	0	0	5	
NEBRASKA	18	3-7	.429	2-5	.400	0-0	---	0-4-4	0	0	1	0	8	
IUPUI	22	4-10	.400	4-8	.500	0-0	---	0-7-7	2	2	1	0	12	
#3 Oklahoma	Did			Not		Play	---	Injured						
NORTH TEXAS	Did			Not		Play	---	Injured						
COPPIN STATE	7	1-4	.250	1-2	.500	0-0	---	1-1-2	0	0	0	0	3	
St. John's	5	0-1	.000	0-0	---	0-0	---	0-0-0	0	0	0	0	0	
#16 VILLANOVA	16	2-6	.333	2-5	.400	0-0	---	1-4-5	0	0	0	0	6	
GEORGETOWN	20	1-3	.333	0-2	.000	1-2	.500	0-5-5	0	0	0	0	3	
Seton Hall	25	2-6	.333	2-5	.400	0-0	---	0-3-3	0	0	0	0	6	
#12 PROVIDENCE	30	4-11	.364	3-8	.375	0-0	---	1-4-5	0	0	1	1	11	
DePaul	21	0-4	.000	0-3	.000	0-0	---	1-4-5	2	1	0	0	0	
#18 BUTLER	29	4-9	.444	2-4	.500	0-0	---	1-5-6	1	0	1	1	10	
Georgetown	20	2-6	.333	0-3	.000	2-3	.667	2-2-4	1	1	0	0	6	
SETON HALL	19	1-2	.500	1-2	.500	2-2	1.000	1-1-1	0	1	2	0	5	
#3 Villanova	21	2-4	.500	2-4	.500	1-4	.250	0-1-1	0	0	0	0	7	
DEPAUL	18	1-7	.143	1-6	.167	0-0	---	0-3-3	1	0	0	0	3	
#5 XAVIER	16	0-2	.000	0-2	.000	0-0	---	0-6-6	0	1	0	0	0	
Marquette	23	3-7	.429	3-7	.429	0-0	---	0-6-6	1	1	0	0	9	
Butler	25	1-3	.333	1-3	.333	0-0	---	0-7-7	0	0	2	0	3	
MARQUETTE	12	0-3	.000	0-3	.000	0-0	---	0-0-0	1	0	0	1	0	
ST. JOHN'S	20	1-5	.200	0-4	.000	2-2	1.000	0-5-5	1	2	0	0	4	
Providence	18	0-1	.000	0-1	.000	0-0	---	0-1-1	1	2	0	0	0	
#5 Xavier	13	2-4	.500	2-4	.500	3-4	.750	0-2-2	0	0	0	0	9	
Seton Hall	4	0-1	.000	0-1	.000	0-0	---	0-0-0	0	0	0	0	0	
Alabama	9	1-1	1.000	1-1	1.000	0-0	---	1-3-4	0	0	1	0	3	

## Season and Career Highs

#32 Toby Hegner	SEASON	CAREER
Points	12 (2x) last IUPUI, 12/12	21 St. John's, 1/28/15
Rebounds	7 (3x) last at Butler, 2/16	8 #21 Georgetown, 1/31/15
FG	4 (5x) last #18 Butler, 1/23	6 (3x) last St. John's, 1/28/15
FGA	11 #12 Providence, 1/12	14 DePaul, 1/7/15
3FG	4 (2x) last IUPUI, 12/12	5 (2x) last St. John's, 1/28/15
3FGA	8 (2x) last #12 Providence, 1/12	12 DePaul, 1/7/15
FT	3 at #5 Xavier, 3/5	5 at Tulsa, 12/3/14
FTA	6 UTSA, 11/17	Same
Assists	2 (3x) last at DePaul, 1/17	3 (2x) last St. John's, 1/28/15
Steals	1 (4x) last #18 Butler, 1/23	1 (9x) last #18 Butler, 1/23/16
Blocks	2 (2x) last at Butler, 2/16	2 (4x) last at Butler, 2/16/16
Minutes	30 #12 Providence, 1/12	33 #18 Oklahoma, 11/19/15

## Toby Hegner's Career Statistics

Year	GP-GS	Min.-Avg.	FGM-A	Pct.	3FGM-A	Pct.	FTM-A	Pct.	Off-Def	Total	Avg.	PF-D	Ast.	TO	Blk.	Stl.	Pts.	Avg.
Totals	64-40	1189-18.6	126-324	.389	86-241	.357	50-68	.735	46-182	228	3.6	142-1	41	42	24	10	388	6.1



# Zach Hanson

6-9 • 250

Jr. • Center

Pierre, S.D.

# #40

## 2015-16 Season Highlights

- Made 4-for-4 shots from the floor and finished with 10 points in 10 minutes vs. UTSA (Nov. 17).
- Again went 4-for-4 versus No. 14 Indiana (Nov. 19), adding two blocked shots and three rebounds.
- Drained 4-of-5 field goals vs. Rutgers (Nov. 23) and added four rebounds vs. the Scarlet Knights (Nov. 23).
- Scored six points and snared five rebounds in nine minutes vs. Massachusetts (Nov. 25).
- Finished with six points and five rebounds in 10 minutes of win over Western Illinois (Nov. 28).
- Contributed seven points & five rebounds in win over Nebraska (Dec. 9).
- Tied then-career-highs with 11 points and three blocks while adding six rebounds in 23 minutes of a win over IUPUI (Dec. 12).
- Played 20 minutes at No. 3 Oklahoma, finishing with nine points, five rebounds and two blocked shots (Dec. 19).
- Was 6-for-6 from the field and scored a career-high 13 points vs. North Texas (Dec. 21) while also tying his best with three blocked shots in 14 minutes.
- Had 10 points, three rebounds and two blocks vs. Coppin State (Dec. 28), including a pair of dunks.
- Added 10 points, six rebounds and a block in win at Seton Hall (Jan. 9).
- Had 11 points in road win at DePaul (Jan. 17).
- Finished 6-for-6 from the floor and scored 12 points at Georgetown (Jan. 26).
- Tied career-high with 7 rebounds vs. Seton Hall (Jan. 30).
- Made only start of the season at No. 3 Villanova (Feb. 3).
- Tied career-high with three blocks vs. Marquette (Feb. 24), adding nine points and four rebounds.

## Game-by-Game Statistics

#40 Zach Hanson's Game-by-Game Stats															
Opponent	Min	FG	Pct	3FG	Pct	FT	Pct	O-D-R	A	T	B	S	Pts.		
TEXAS SOUTHERN	8	0-1	.000	0-0	---	0-0	---	0-1-1	0	3	0	0	0		
UTSA	10	4-4	1.000	0-0	---	2-2	1.000	0-1-1	0	0	0	1	10		
#14 Indiana	15	4-4	1.000	0-0	---	0-0	---	1-2-3	0	1	2	0	8		
Rutgers	16	4-5	.800	0-0	---	1-1	1.000	1-3-4	0	1	0	0	9		
Massachusetts	9	1-3	.333	0-0	---	4-4	1.000	2-3-5	0	3	0	0	6		
WESTERN ILLINOIS	10	2-3	.667	0-0	---	2-3	.667	2-3-5	1	0	0	0	6		
ARIZONA STATE	10	2-4	.500	0-0	---	0-0	---	2-0-2	0	2	0	0	4		
Loyola Chicago	7	2-3	.667	0-0	---	0-0	---	1-1-2	0	1	0	0	4		
NEBRASKA	14	3-7	.429	0-0	---	1-3	.333	0-5-5	0	0	0	0	7		
IUPUI	23	5-6	.833	0-0	---	1-2	.500	5-1-6	0	1	3	1	11		
#3 Oklahoma	20	3-8	.375	0-0	---	3-5	.600	3-2-5	0	0	2	0	9		
NORTH TEXAS	14	6-6	1.000	0-0	---	1-2	.500	3-0-3	0	1	3	0	13		
COPPIN STATE	16	3-4	.750	0-0	---	4-6	.667	3-0-3	0	1	2	1	10		
St. John's	15	3-5	.600	0-0	---	0-0	---	1-1-2	0	0	2	0	6		
#16 VILLANOVA	10	3-4	.750	0-0	---	2-2	1.000	0-0-0	0	0	0	0	8		
GEORGETOWN	16	2-3	.667	0-0	---	3-3	1.000	0-3-3	0	1	1	0	7		
Seton Hall	17	5-7	.714	0-0	---	0-0	---	4-2-6	0	0	1	0	10		
#12 PROVIDENCE	18	4-7	.571	0-0	---	0-0	---	1-2-3	0	1	0	0	8		
DePaul	18	4-5	.800	0-0	---	3-3	1.000	2-0-2	0	2	1	1	11		
#18 BUTLER	20	2-3	.667	0-0	---	0-0	---	1-4-5	0	1	2	1	4		
Georgetown	21	6-6	1.000	0-0	---	0-0	---	2-0-2	0	0	0	0	12		
SETON HALL	27	2-3	.667	0-0	---	0-2	.000	4-3-7	0	2	1	1	4		
#3 Villanova	19	2-4	.500	0-0	---	2-2	1.000	3-0-3	1	0	1	0	6		
DEPAUL	12	2-2	1.000	0-0	---	0-0	---	0-2-2	0	1	1	0	4		
#5 XAVIER	13	2-2	1.000	0-0	---	2-2	1.000	2-1-3	1	1	1	0	6		
Marquette	14	3-6	.500	0-0	---	0-1	.000	2-1-3	0	0	0	0	6		
Butler	16	1-2	.500	0-0	---	1-2	.500	0-1-1	0	1	0	0	3		
MARQUETTE	15	4-6	.667	0-0	---	1-2	.500	2-2-4	0	2	3	0	9		
ST. JOHN'S	10	1-2	.500	0-0	---	3-5	.600	1-2-3	1	2	0	0	5		
Providence	22	0-2	.000	0-0	---	4-4	1.000	0-1-1	0	2	1	1	4		
#5 Xavier	11	2-2	1.000	0-0	---	0-1	.000	1-0-1	0	0	0	0	4		
Seton Hall	11	0-1	.000	0-0	---	0-2	.000	1-2-3	0	1	0	0	0		
Alabama	12	3-6	.500	0-0	---	0-0	---	2-2-4	0	0	0	0	6		

## Season and Career Highs

#40 Zach Hanson	SEASON	CAREER
Points	13 North Texas, 12/21	Same
Rebounds	7 Seton Hall, 1/30	7 (2x) last Seton Hall, 1/30/16
FG	6 (2x) last at Georgetown, 1/26	6 (2x) last at Georgetown, 1/26/16
FGA	8 at #3 Oklahoma, 12/19	8 (2x) last at #3 Oklahoma, 12/19/15
3FG		
3FGA		1 (2x) last Butler, 1/14/14
FT	4 (3x) last at Providence, 3/2	4 (5x) last at Providence, 3/2/16
FTA	6 Coppin State, 12/28	Same
Assists	1 (4x) last St. John's, 2/28	1 (9x) last St. John's, 2/28/16
Steals	1 (7x) last at Providence, 3/2	3 at North Texas, 12/21/14
Blocks	3 (3x) last Marquette, 2/24	3 (3x) last Marquette, 2/24/16
Minutes	23 IUPUI, 12/12	25 at Nebraska, 12/7/14

## Zach Hanson's Career Statistics

Year	GP-GS	Min.-Avg.	FGM-A	Pct.	3FGM-A	Pct.	FTM-A	Pct.	Off-Def	Total	Avg.	PF-D	Ast.	TO	Blk.	Stl.	Pts.	Avg.
Totals	87-9	956-11.0	163-260	.627	0-2	.000	73-114	.640	93-109	202	2.3	163-5	9	68	43	17	399	4.6



# Geoffrey Groselle

7-0 • 240

Sr. • Center

Plano, Texas

# #41

## 2015-16 Season Highlights

- Fifth-year center who gave up his scholarship and is playing this year as a walk-on.
- Earned his undergraduate degree in December of 2014 and is now in grad school.
- One of two seniors on the team, with James Milliken.
- Among players with 5 FGA/game, ranks third nationally with 68.6 percent shooting from the floor. That figure is the best in the BIG EAST, as well.
- Has made 23 of his last 31 field goal attempts in the past six games.
- Made 6-of-7 shots from the floor and 8-of-9 at the line, finishing with (then) career-highs of 20 points, nine rebounds and two blocks in 22 minutes of win over Massachusetts (Nov. 25).
- Followed that up with 17 points and nine rebounds, adding a career-high three blocks, in win over Western Illinois (Nov. 28).
- Scored 15 points and snared nine rebounds vs. Arizona State (Dec. 2), making 7-of-9 field goal attempts.
- Contributed first career double-double with 15 points and career-high 12 rebounds at Loyola (Chicago) before fouling out (Dec. 5).
- Scored 11 of his 15 points after halftime in win over Nebraska (Dec. 9).
- Scored a career-high 27 points, making 8-of-9 field goals and 11-of-14 free throws, and added two blocks and two assists vs. North Texas (Dec. 21).
- Was 8-for-8 from the field and had 16 points and nine rebounds vs. Coppin State (Dec. 28).
- Extended streak to 21 straight field goal attempts made (5 shy of the NCAA record at the time) before a miss late at St. John's (Dec. 31), finishing 9-for-10 from the floor.
- Scored 20 points on 7-of-8 shooting in win at Seton Hall (Jan. 9).
- Collected second career double-double vs. DePaul (Feb. 6), finishing with 15 points and 11 rebounds.
- Drained 8-of-9 shots from the floor and finished with 22 points and 11 rebounds while also tying career-high with three blocks in Senior Day win over St. John's (Feb. 28).
- Became first Bluejay since 1997 (Randall Crutcher) with a double-double on his Senior Day.
- Produced fourth career double-double with 12 points, 14 assists and three steals vs. Alabama (March 15).

## Game-by-Game Statistics

### #41 Geoffrey Groselle's Game-by-Game Stats

Opponent	Min	FG	Pct	3FG	Pct	FT	Pct	O-D-R	A	T	B	S	Pts.
TEXAS SOUTHERN•	16	3-4	.750	0-0	---	1-2	.500	3-5-8	0	0	2	0	7
UTSA•	16	2-2	1.000	0-0	---	0-0	---	3-2-5	1	0	0	0	4
#14 Indiana•	21	3-6	.500	0-0	---	0-2	.000	3-4-7	0	0	2	1	8
Rutgers•	11	1-3	.333	0-0	---	2-3	.667	2-5-7	1	2	2	0	4
Massachusetts•	22	6-7	.857	0-0	---	8-9	.889	1-8-9	0	0	2	0	20
WESTERN ILLINOIS•	26	6-9	.667	0-0	---	5-9	.556	3-6-9	1	0	3	0	17
ARIZONA STATE•	26	7-9	.778	0-0	---	1-2	1.000	3-6-9	0	2	0	0	15
Loyola Chicago•	31	6-10	.600	0-0	---	3-6	.500	5-7-12	1	1	2	0	15
NEBRASKA•	24	7-10	.700	0-0	---	1-2	.500	1-3-4	1	2	2	2	15
IUPUI•	17	2-2	1.000	0-0	---	0-0	---	0-0-0	1	1	0	0	4
#3 Oklahoma•	20	4-7	.571	0-0	---	1-1	1.000	4-3-7	1	2	0	0	9
NORTH TEXAS•	24	8-9	.889	0-0	---	11-14	.786	2-2-4	2	1	2	0	27
COPPIN STATE•	24	8-8	1.000	0-0	---	0-0	---	3-6-9	0	2	0	0	16
St. John's•	25	9-10	.900	0-0	---	4-7	.571	3-2-5	0	4	3	0	22
#16 VILLANOVA•	25	1-1	1.000	0-0	---	2-2	1.000	1-4-5	0	1	0	0	4
GEORGETOWN•	23	3-6	.500	0-0	---	3-4	.750	1-2-3	0	0	0	2	9
Seton Hall•	21	7-8	.875	0-0	---	6-9	.667	2-2-4	0	3	1	1	20
#12 PROVIDENCE•	14	2-4	.500	0-0	---	0-2	.000	4-0-4	0	3	0	2	4
DePaul•	22	2-4	.500	0-0	---	0-0	---	1-1-2	1	0	2	1	4
#18 BUTLER•	18	3-5	.600	0-0	---	4-8	.500	1-7-8	0	1	2	0	10
Georgetown•	16	4-8	.500	0-0	---	3-5	.600	5-3-8	0	0	2	1	11
SETON HALL•	8	1-3	.333	0-0	---	0-0	---	0-1-1	0	0	0	1	2
#3 Villanova	15	3-5	.600	0-0	---	0-0	---	2-2-4	0	2	1	1	6
DEPAUL•	24	5-8	.625	0-0	---	5-6	.833	5-6-11	0	4	0	1	15
#5 XAVIER•	22	0-2	.000	0-0	---	3-6	.500	1-6-7	0	1	0	0	3
Marquette•	26	4-5	.800	0-0	---	2-2	1.000	1-2-3	1	0	1	1	10
Butler•	20	1-5	.200	0-0	---	4-4	1.000	2-5-7	0	2	3	0	6
MARQUETTE•	23	4-4	1.000	0-0	---	1-2	.500	2-2-4	2	1	0	0	9
ST. JOHN'S•	26	8-9	.889	0-0	---	6-8	.750	7-4-11	0	6	3	1	22
Providence•	13	2-2	1.000	0-0	---	0-0	---	1-2-3	0	1	0	0	4
#5 Xavier•	19	2-4	.500	0-0	---	5-5	1.000	0-0-0	0	0	1	0	9
Seton Hall•	29	3-4	.750	0-0	---	6-7	.857	2-2-4	1	3	2	0	12
Alabama•	27	4-8	.500	0-0	---	4-4	1.000	7-7-14	1	1	3	1	12

## Season and Career Highs

#41 Geoffrey Groselle	SEASON	CAREER
Points	27 North Texas, 12/21	Same
Rebounds	14 Alabama, 3/15	Same
FG	9 at St. John's, 12/31	Same
FGA	10 (3x) last at St. John's, 12/31	10 (3x) last at St. John's, 12/31/15
3FG		
3FGA		
FT	11 North Texas, 12/21	Same
FTA	14 North Texas, 12/21	Same
Assists	2 (2x) last Marquette, 2/24	3 #19 Butler, 2/16/15
Steals	2 (3x) last #12 Providence, 1/12	2 (4x) last #12 Providence, 1/12/16
Blocks	3 (5x) last Alabama, 3/15	3 (5x) last Alabama, 3/15/16
Minutes	31 at Loyola (Chicago), 12/5	Same

## Geoffrey Groselle's Career Statistics

Year	GP-GS	Min.-Avg.	FGM-A	Pct.	3FGM-A	Pct.	FTM-A	Pct.	Off-Def	Total	Avg.	PF-D	Ast.	TO	Blk.	Stl.	Pts.	Avg.
Totals	96-41	1172-12.2	217-322	.674	0-0	---	119-176	.676	118-182	300	3.1	167-5	27	78	65	23	553	5.8

## Redshirts



**#0 Justin Patton**  
**6-11 • 215 • C • Fr. • Omaha, Neb.**

- Finished Creighton's exhibition game vs. Upper Iowa with seven points and two rebounds in just six minutes.
- Developed into a five-star recruit at Omaha North High School and was ranked as high as 24th nationally by Scout.com.



**#5 Drew Cayce**  
**6-1 • 165 • G • Fr. • La Porte, Ind.**

- Walk-on guard who comes to CU after spending the past two years at La Lumiere.
- Missed Creighton's exhibition game vs. Upper Iowa as a precaution after suffering an injury earlier in the week.
- Last name pronounced "Casey".



**#20 Alex O'Neill**  
**6-8 • 240 • F • Fr. • Peoria, Ill.**

- Walk-on big man who hit a three-pointer in two minutes during exhibition win over Upper Iowa.
- Older brother, Nick, played soccer at Creighton.



**#22 Marcus Foster**  
**6-3 • 210 • G • Jr. • Wichita Falls, Texas**

- Talented guard who is required to sit out this year due to his transfer from Kansas State.
- Averaged 15.5 points, 3.2 rebounds and 2.5 assists per game as a true freshman, earning Second Team All-Big 12 honors.
- His 514 points were 7th-most by a true freshman in Big 12 history and his 15.5 ppg., were 10th-most in the Big 12 that year.
- Averaged 12.5 points, 2.3 rebounds and 1.9 assists per game as a sophomore.
- Scored 10 or more points in 47-of-62 career games at Kansas State, with 12 games of 20 or more points.
- In two years at K-State, had 875 points, 172 rebounds and 139 assists.

<div> <div> <div>GAME 1</div> <div>Texas Southern (0-2)</div> <div>Creighton (1-0)</div> </div> <div>70</div> <div>93</div> </div>												
Nov. 14, 2015 CenturyLink Center Omaha Omaha, Neb.												
<b>Defining Moment:</b> Creighton used an 9-2 run in a span of 69 seconds midway through the first half to pull away from Texas Southern. <b>Key Stat:</b> Creighton got 53 points from its newcomers and tied a school-record by winning its 21st straight home opener.												
TEXAS SOUTHERN	fg-a	3fg-a	ft-a	reb	pf	pts	ast	to	blk	stl	min	
Chris Thomas .....	10-14	1-3	5-12	5	3	26	4	4	0	1	38	
Malcolm Riley .....	7-12	2-3	2-4	9	2	18	0	4	0	3	35	
Orlando Coleman .....	3-5	2-3	0-0	6	3	8	1	2	1	0	25	
David Blanks .....	1-7	0-3	0-0	0	1	2	2	5	0	0	28	
Tyree Bynum .....	3-5	2-4	0-0	3	0	8	0	1	0	0	32	
Jose Rodriguez .....	2-7	0-0	3-4	2	5	7	1	1	0	0	18	
Jerron Martin .....	0-1	0-0	0-0	0	4	0	0	1	0	0	5	
Brian Carey .....	0-1	0-1	0-0	2	0	0	2	0	0	1	13	
Jermain Davis II .....	0-0	0-0	1-2	2	1	1	0	1	0	0	6	
Team Rebounds .....				3						1		
<b>Totals.....</b>	<b>26-52</b>	<b>7-17</b>	<b>11-22</b>	<b>32</b>	<b>19</b>	<b>70</b>	<b>10</b>	<b>20</b>	<b>1</b>	<b>5</b>	<b>200</b>	
	<b>.500</b>	<b>.412</b>	<b>.500</b>									
CREIGHTON	fg-a	3fg-a	ft-a	reb	pf	pts	ast	to	blk	stl	min	
Cole Huff .....	5-11	2-4	0-1	6	2	12	2	1	0	1	23	
Geoffrey Groselle .....	3-4	0-0	1-2	8	3	7	0	0	2	0	16	
Khyri Thomas .....	8-11	2-3	0-0	3	1	18	0	0	0	2	26	
Maurice Watson Jr. ....	4-5	0-0	2-3	0	2	10	7	2	0	1	24	
Isaiah Zierden .....	5-10	3-8	2-2	4	1	15	4	0	0	1	22	
Tyler Clement .....	1-3	0-1	0-0	1	0	2	2	1	0	1	7	
Malik Albert .....	1-3	0-2	0-0	0	1	2	3	0	0	1	16	
Martin Krampelj .....	5-10	1-3	0-2	8	2	11	2	0	0	0	14	
James Milliken .....	4-7	0-2	0-0	2	2	8	2	3	0	0	24	
Toby Hegner .....	2-7	2-5	2-2	6	3	8	0	0	0	1	20	
Zach Hanson .....	0-1	0-0	0-0	1	5	0	0	34	0	0	8	
Team Rebounds .....				0								
<b>Totals.....</b>	<b>38-72</b>	<b>10-28</b>	<b>7-12</b>	<b>39</b>	<b>22</b>	<b>93</b>	<b>22</b>	<b>10</b>	<b>2</b>	<b>8</b>	<b>200</b>	
	<b>.528</b>	<b>.357</b>	<b>.583</b>									
<b>Officials:</b> Doug Shows, Steve McClunkins, Alfred Smith <b>Technical Fouls:</b> None. <b>Attendance:</b> 16,338												
Team	1st	2nd	Total	1stFG%	2ndFG%	Total%	Deadball					
Texas Southern	30	40	70	.440	.556	.500	3					
Creighton	46	47	93	.545	.513	.528	2					

<div> <div> <div>GAME 2</div> <div>UTSA (0-3)</div> <div>Creighton (2-0)</div> </div> <div>78</div> <div>103</div> </div>												
Nov. 17, 2015 CenturyLink Center Omaha Omaha, Neb.												
<b>Defining Moment:</b> Creighton tied a CenturyLink Center Omaha record by scoring 61 points in the first half and never trailed. <b>Key Stat:</b> Malik Albert became the nation's third reserve to have 10 assists in 20 minutes or less of a win vs. Division I foes since 2010-11.												
UTSA	fg-a	3fg-a	ft-a	reb	pf	pts	ast	to	blk	stl	min	
Nick Allen .....	4-12	1-3	2-4	3	2	11	1	4	0	2	28	
Lucas O'Brien .....	3-6	0-1	2-2	5	2	8	0	3	0	2	23	
Gino Littles .....	5-9	1-2	5-6	5	1	16	5	5	0	2	33	
Austin Karrer .....	3-4	1-2	0-1	2	0	7	3	1	0	0	25	
Ryan Bowie .....	7-12	5-7	4-4	10	2	23	0	0	0	0	36	
Terrell Scruggs .....	1-2	0-1	0-4	1	2	2	2	0	0	0	14	
J.R. Harris .....	2-12	1-6	2-4	1	3	7	2	4	0	1	23	
Kyle Massie .....	1-1	1-1	0-0	0	0	3	0	0	0	0	2	
A.J. Cockrell .....	0-0	0-0	1-2	0	5	1	0	1	0	0	15	
Nick Billingsley .....	0-0	0-0	0-0	0	1	0	0	0	0	0	1	
Team Rebounds .....				5								
<b>Totals.....</b>	<b>26-58</b>	<b>10-23</b>	<b>16-27</b>	<b>32</b>	<b>18</b>	<b>78</b>	<b>13</b>	<b>18</b>	<b>0</b>	<b>7</b>	<b>200</b>	
	<b>.448</b>	<b>.435</b>	<b>.593</b>									
CREIGHTON	fg-a	3fg-a	ft-a	reb	pf	pts	ast	to	blk	stl	min	
Cole Huff .....	6-9	3-6	2-2	4	1	17	0	0	1	2	22	
Geoffrey Groselle .....	2-2	0-0	0-0	5	4	4	1	0	0	0	16	
Khyri Thomas .....	2-5	0-2	0-0	2	1	4	1	3	1	1	20	
Maurice Watson Jr. ....	4-6	0-0	2-2	0	2	10	5	1	0	1	15	
Isaiah Zierden .....	7-13	5-10	5-5	3	1	24	4	0	0	3	23	
Tyler Clement .....	2-5	2-4	2-2	0	2	8	2	2	0	0	14	
Malik Albert .....	1-3	0-2	2-2	2	1	4	10	2	0	1	20	
Martin Krampelj .....	0-1	0-0	0-2	4	3	0	0	2	1	0	11	
James Milliken .....	4-8	3-7	1-1	3	2	12	2	2	0	0	27	
Toby Hegner .....	3-8	2-4	2-6	7	2	10	1	0	0	1	22	
Zach Hanson .....	4-4	0-0	2-2	1	1	10	0	0	0	1	10	
Team Rebounds .....				3								
<b>Totals.....</b>	<b>35-64</b>	<b>15-35</b>	<b>18-24</b>	<b>34</b>	<b>20</b>	<b>103</b>	<b>26</b>	<b>12</b>	<b>3</b>	<b>10</b>	<b>200</b>	
	<b>.547</b>	<b>.429</b>	<b>.750</b>									
<b>Officials:</b> James Breeding, Lamar Simpson, Ray Natili <b>Technical Fouls:</b> Maurice Watson Jr. (1). <b>Attendance:</b> 16,580												
Team	1st	2nd	Total	1stFG%	2ndFG%	Total%	Deadball					
UTSA	37	41	78	.400	.500	.448	6					
Creighton	61	42	103	.656	.438	.547	4,2					

<div> <div> <div>GAME 3</div> <div>Creighton (2-1)</div> <div>#14 Indiana (3-0)</div> </div> <div>65</div> <div>86</div> </div>												
Nov. 19, 2015 Assembly Hall Bloomington, Ind.												
<b>Defining Moment:</b> Indiana went on a 12-0 run to break open a 14-10 game and give the Hoosiers a double-digit lead for good. <b>Key Stat:</b> Creighton shot 3-of-18 from three-point range, its fewest three-pointers since the 2012-13 season.												
CREIGHTON	fg-a	3fg-a	ft-a	reb	pf	pts	ast	to	blk	stl	min	
Cole Huff .....	2-6	0-3	0-0	3	2	4	1	3	0	1	21	
Geoffrey Groselle .....	3-6	0-0	0-2	7	2	6	0	0	2	1	21	
Khyri Thomas .....	5-10	1-1	0-0	3	2	11	0	2	0	0	24	
Maurice Watson Jr. ....	9-15	0-2	3-5	1	3	21	2	5	0	0	29	
Isaiah Zierden .....	1-6	1-5	1-2	5	0	4	4	1	0	0	32	
Tyler Clement .....	1-2	0-0	0-0	1	1	2	0	0	0	1	8	
Malik Albert .....	0-3	0-1	0-0	0	0	0	0	1	0	0	5	
Martin Krampelj .....	0-0	0-0	0-0	0	0	0	0	0	0	0	3	
James Milliken .....	1-4	0-2	4-6	3	0	6	2	0	0	2	21	
Toby Hegner .....	1-4	1-4	0-1	5	2	3	1	2	1	0	21	
Zach Hanson .....	4-4	0-0	0-0	3	3	8	0	1	2	0	15	
Team Rebounds .....				1								
<b>Totals.....</b>	<b>27-60</b>	<b>3-18</b>	<b>8-16</b>	<b>32</b>	<b>15</b>	<b>65</b>	<b>10</b>	<b>15</b>	<b>5</b>	<b>5</b>	<b>200</b>	
	<b>.411</b>	<b>.227</b>	<b>.560</b>									
#14 INDIANA	fg-a	3fg-a	ft-a	reb	pf	pts	ast	to	blk	stl	min	
Max Bieldeldt .....	1-5	0-1	0-0	3	3	2	0	0	0	0	16	
Troy Williams .....	6-13	0-1	1-2	4	3	13	3	4	1	1	30	
Thomas Bryant .....	7-10	1-4	2-4	7	1	17	2	1	4	1	27	
James Blackmon Jr. ....	7-13	4-6	1-1	7	1	19	4	2	0	0	26	
Kevin "Yogi" Ferrell .....	6-14	1-6	2-2	9	2	15	6	3	0	2	34	
Nick Zeisloff .....	4-6	4-6	0-0	2	1	12	0	1	0	0	24	
O.G. Anunoby .....	0-0	0-0	0-0	0	3	0	0	2	0	1	6	
Robert Johnson .....	1-2	0-1	0-0	1	4	2	2	2	0	0	11	
Ryan Burton .....	0-1	0-1	0-0	0	0	0	0	0	0	0	2	
Juwan Morgan .....	0-1	0-0	0-0	1	0	0	0	0	0	0	5	
Harrison Niego .....	0-0	0-0	0-0	0	0	0	0	0	0	0	0+	
Collin Hartman .....	3-5	0-2	0-0	6	3	6	1	1	0	1	19	
Team Rebounds .....				3						2		
<b>Totals.....</b>	<b>35-70</b>	<b>10-28</b>	<b>6-9</b>	<b>43</b>	<b>21</b>	<b>86</b>	<b>18</b>	<b>18</b>	<b>5</b>	<b>6</b>	<b>200</b>	
	<b>.500</b>	<b>.357</b>	<b>.667</b>									
<b>Officials:</b> Mike Stephens, Earl Walton, Paul Szelc <b>Technical Fouls:</b> None. <b>Attendance:</b> 17,472 (sold out)												
Team	1st	2nd	Total	1stFG%	2ndFG%	Total%	Deadball					
Creighton	32	33	65	.500	.412	.450	3					
#14 Indiana	51	35	86	.513	.484	.500	1					

GAME 4											Rutgers (3-2)	75
											Creighton (3-1)	85
Nov. 23, 2015 MGM Grand Garden Arena Las Vegas, Nev.												
Defining Moment: Down 43-40 at half, Creighton opened the second half on a 14-3 run and never trailed again.												
Key Stat: Cole Huff scored a season-high 26 points on 10-of-19 shooting for CU.												
RUTGERS												
D.J. Foreman.....	3-6	0-1	1-4	6	3	7	2	3	1	1	31	
Deshawn Freeman.....	6-13	0-0	2-2	7	3	14	0	4	0	1	32	
Greg Lewis.....	1-5	0-0	0-0	2	3	2	1	0	0	0	9	
Corey Sanders.....	7-14	2-5	5-5	3	2	21	4	4	0	3	31	
Mike Williams.....	3-10	1-5	1-1	3	2	8	1	1	0	1	32	
Bishop Daniels.....	7-11	3-3	0-0	2	2	17	1	2	0	0	16	
Jonathan Laurent.....	1-3	0-0	0-0	3	0	2	1	1	0	1	13	
Justin Goode.....	0-1	0-1	0-0	2	0	1	0	1	0	0	1	
Jake Dadika.....	0-0	0-0	0-0	0	0	0	0	0	0	0	2	
Jalen Hyde.....	0-0	0-0	0-0	0	1	0	0	0	0	0	2	
Omari Grier.....	0-1	0-0	0-0	0	0	0	1	0	0	0	7	
Ibrahim Diallo.....	1-3	0-0	2-3	3	2	4	0	0	0	0	12	
Team Rebounds.....				5								
Totals.....	29-67	6-16	11-15	36	19	75	12	15	1	8	200	
	.433		.733									
CREIGHTON												
Cole Huff.....	10-19	4-9	2-2	7	2	26	1	0	0	1	34	
Geoffrey Groselle.....	1-3	0-0	2-3	7	4	4	1	2	2	0	11	
Khyri Thomas.....	2-4	0-1	2-4	6	2	6	2	3	0	1	21	
Maurice Watson Jr.....	2-5	1-1	8-12	2	2	13	10	7	0	0	33	
Isaiah Zierden.....	3-8	3-6	0-0	3	0	9	2	1	0	1	33	
Marlon Stewart.....	0-0	0-0	0-0	0	0	0	0	0	0	0	2	
Tyler Clement.....	1-1	0-1	0-0	0	0	0	0	0	0	0	1	
Malik Albert.....	2-4	0-0	0-0	0	1	4	0	0	0	0	7	
Martin Krampel.....	0-0	0-0	0-0	0	1	0	0	0	0	0	1	
James Milliken.....	3-6	1-2	3-4	3	0	10	1	0	0	2	24	
Toby Hegner.....	2-6	0-3	0-0	3	1	4	0	0	0	0	17	
Zach Hanson.....	4-5	0-0	1-1	4	4	9	0	1	0	0	16	
Team Rebounds.....				4								
Totals.....	29-61	9-23	18-26	39	17	85	17	14	2	7	200	
	.475		.692									
Officials: Mark Whitehead, Terry Oglesby, Rodrick Dixon												
Technical Fouls: None. Attendance: 1,507												
Team												
1st	2nd	Total	1stFG%	2ndFG%	Total%	Deadball						
Rutgers	43	32	75	.433	.375	.733	2					
Creighton	40	45	85	.457	.500	.475	5					

<div> <div> <div>GAME 7</div> <div>Arizona State (5-2)</div> <div>Creighton (5-2)</div> </div> <div>79</div> <div>77</div> </div>											
Dec. 2, 2015 CenturyLink Center Omaha Omaha, Neb.											
<b>Defining Moment:</b> Tra Holder's steal and lay-up with 13.8 seconds left gave ASU a one-point lead as ASU survived after Creighton missed two free throws and a three-pointer in the last seven seconds. <b>Key Stat:</b> Arizona State shot 64.3 percent in the second half, including 13-for-17 in the paint.											
ARIZONA STATE	fg-a	3fg-a	ft-a	reb	pf	pts	ast	to	blk	stl	min
Willie Atwood.....	5-7	3-3	1-2	5	2	14	2	1	0	0	30
Savon Goodman.....	10-13	0-1	3-8	7	3	23	1	2	0	3	30
Eric Jacobsen.....	1-4	0-0	2-2	10	3	4	2	0	0	0	28
Tra Holder.....	3-8	0-2	2-2	2	1	8	8	5	0	2	32
Gerry Blakes.....	3-11	0-2	2-2	4	1	8	4	1	0	1	31
Maurice O'Field.....	0-1	0-1	0-0	2	1	0	0	0	0	0	8
Obinna Oleka.....	3-7	2-4	0-0	3	2	8	2	0	0	0	14
Andre Spight.....	4-6	1-2	0-0	0	1	9	0	1	0	1	14
Kodi Justice.....	2-3	1-2	0-0	0	2	5	2	2	0	1	13
Team Rebounds.....				1							
<b>Totals.....</b>	<b>31-60</b>	<b>7-17</b>	<b>10-16</b>	<b>34</b>	<b>16</b>	<b>79</b>	<b>21</b>	<b>12</b>	<b>0</b>	<b>8</b>	<b>200</b>
	<b>.517</b>	<b>.412</b>	<b>.625</b>								
CREIGHTON	fg-a	3fg-a	ft-a	reb	pf	pts	ast	to	blk	stl	min
Cole Huff.....	4-10	2-6	0-2	1	2	10	0	1	1	0	22
Geoffrey Groselle.....	7-9	0-0	1-1	9	2	15	0	2	0	0	26
Khyri Thomas.....	2-6	0-1	2-4	2	2	6	2	0	0	2	24
Maurice Watson Jr.....	5-13	0-2	0-0	5	1	10	9	3	0	0	33
Isaiah Zierden.....	4-6	4-6	2-2	1	2	14	3	1	0	5	35
Ronnie Harrell Jr.....	0-1	0-0	0-0	0	0	0	0	0	0	0	2
Tyler Clement.....	1-1	0-0	0-0	2	0	2	1	1	0	0	6
James Milliken.....	1-2	1-2	1-2	1	2	4	1	2	0	1	19
Toby Hegner.....	4-7	0-0	4	3	12	0	1	1	0	0	23
Zach Hanson.....	2-4	0-0	0-0	2	2	4	0	2	0	0	10
Team Rebounds.....				2							
<b>Totals.....</b>	<b>30-59</b>	<b>11-24</b>	<b>6-11</b>	<b>29</b>	<b>16</b>	<b>77</b>	<b>16</b>	<b>13</b>	<b>2</b>	<b>8</b>	<b>200</b>
	<b>.508</b>	<b>.458</b>	<b>.545</b>								
<b>Officials:</b> Brian O'Connell, Pat Driscoll, Mike Stuart <b>Technical Fouls:</b> None. <b>Attendance:</b> 16,282											
Team	1st	2nd	Total	1stFG%	2ndFG%	Total%	Deadball				
Arizona State	33	46	79	.406	.643	.517	2,1				
Creighton	41	36	77	.500	.517	.508	3				

<div> <div> <div>GAME 8</div> <div>Creighton (5-3)</div> <div>Loyola (Chicago) (5-3)</div> </div> <div>65</div> <div>68</div> </div>											
Dec. 5, 2015 Gentile Arena Chicago, Ill.											
<b>Defining Moment:</b> For the second straight game Creighton missed two game-tying free throws and a go-ahead three-pointer in the final 15 seconds. <b>Key Stat:</b> Creighton guards Maurice Watson Jr., Isaiah Zierden and James Milliken shot a collective 3-for-23 from the floor.											
CREIGHTON	fg-a	3fg-a	ft-a	reb	pf	pts	ast	to	blk	stl	min
Khyri Thomas.....	9-10	4-4	0-3	5	3	22	0	4	0	1	28
Maurice Watson Jr.....	3-11	0-1	2-2	7	2	8	5	1	0	0	27
Cole Huff.....	4-7	1-4	2-2	3	2	11	1	1	2	0	17
Isaiah Zierden.....	0-7	0-6	0-0	3	0	0	3	0	0	3	34
Geoffrey Groselle.....	6-10	0-0	3-6	12	5	15	1	1	2	0	31
Ronnie Harrell Jr.....	0-1	0-1	0-0	2	1	0	1	1	0	0	9
Tyler Clement.....	0-1	0-0	0-0	0	0	0	0	1	0	0	4
Malik Albert.....	0-1	0-0	0-1	0	0	0	0	0	0	0	2
Martin Krampelj.....	0-0	0-0	0-0	2	1	0	0	0	0	0	2
James Milliken.....	0-5	0-2	0-0	1	1	0	0	1	0	0	22
Toby Hegner.....	1-3	1-2	2-2	2	2	5	1	0	1	0	17
Zach Hanson.....	2-3	0-0	0-0	2	1	4	0	1	0	0	7
Team Rebounds.....				6					1		
<b>Totals.....</b>	<b>25-59</b>	<b>6-20</b>	<b>9-16</b>	<b>45</b>	<b>18</b>	<b>65</b>	<b>12</b>	<b>12</b>	<b>5</b>	<b>4</b>	<b>200</b>
	<b>.424</b>	<b>.300</b>	<b>.563</b>								
LOYOLA (CHICAGO)	fg-a	3fg-a	ft-a	reb	pf	pts	ast	to	blk	stl	min
Earl Turson.....	2-9	0-0	2-4	4	1	6	3	2	0	0	31
Devon Turk.....	6-12	3-8	0-0	3	1	15	1	1	0	0	35
Pernell Adgei.....	0-3	0-0	0-0	4	3	0	1	0	0	0	10
Ben Richardson.....	1-3	1-2	0-0	0	2	3	2	1	0	1	19
Milton Doyle.....	5-9	1-3	6-8	8	4	17	8	2	0	0	31
Donte Ingram.....	5-12	0-2	0-0	2	3	10	0	1	0	0	19
Julius Rajala.....	1-1	0-0	2-2	3	1	4	0	0	0	0	9
Jeff White.....	0-3	0-1	0-0	3	1	0	2	0	0	2	19
Tyson Smith.....	4-6	3-4	0-0	1	0	11	0	0	2	1	23
Maurice Kirby.....	1-2	0-0	0-0	1	2	2	0	1	0	0	4
Team Rebounds.....				3					1		
<b>Totals.....</b>	<b>25-60</b>	<b>8-20</b>	<b>10-14</b>	<b>32</b>	<b>18</b>	<b>68</b>	<b>17</b>	<b>9</b>	<b>2</b>	<b>4</b>	<b>200</b>
	<b>.417</b>	<b>.400</b>	<b>.714</b>								
<b>Officials:</b> Evon Burroughs, Wally Rutecki, James Breeding <b>Technical Fouls:</b> None. <b>Attendance:</b> 3,473											
Team	1st	2nd	Total	1stFG%	2ndFG%	Total%	Deadball				
Creighton	25	40	65	.333	.500	.424	3				
Loyola (Chicago)	29	39	68	.344	.500	.417	0				

<div> <div> <div>GAME 9</div> <div>Nebraska (6-4)</div> <div>Creighton (6-3)</div> </div> <div>67</div> <div>83</div> </div>											
Dec. 9, 2015 CenturyLink Center Omaha Omaha, Neb.											
<b>Defining Moment:</b> Creighton led wire-to-wire after racing to an 18-4 start to open the game. <b>Key Stat:</b> Creighton won its 10th straight regular-season home game over Nebraska, and fifth straight game vs. NU at any site by double-figures.											
NEBRASKA	fg-a	3fg-a	ft-a	reb	pf	pts	ast	to	blk	stl	min
Michael Jacobson.....	2-4	0-0	2-2	1	1	6	2	0	1	1	15
Tai Webster.....	6-12	1-5	2-2	3	2	15	3	4	1	1	33
Andrew White III.....	11-21	3-8	3-5	10	4	28	0	2	0	3	37
Shavon Shields.....	3-8	0-1	0-0	6	3	6	2	5	1	2	36
Benny Parker.....	2-7	0-4	0-0	3	4	4	2	0	0	1	28
Glynn Watson Jr.....	0-5	0-1	0-0	2	5	0	1	0	0	0	13
Jack McVeigh.....	0-2	0-1	0-1	5	1	0	0	0	0	0	12
Bakari Evelyn.....	0-1	0-1	0-0	0	2	0	0	0	0	0	2
Jake Hammond.....	2-4	0-0	2-3	4	1	6	1	1	1	0	14
Ed Morrow Jr.....	1-4	0-0	0-0	2	3	2	0	2	1	0	10
Team Rebounds.....				1							
<b>Totals.....</b>	<b>27-68</b>	<b>4-21</b>	<b>9-13</b>	<b>36</b>	<b>27</b>	<b>67</b>	<b>11</b>	<b>14</b>	<b>5</b>	<b>8</b>	<b>200</b>
	<b>.397</b>	<b>.190</b>	<b>.692</b>								
CREIGHTON	fg-a	3fg-a	ft-a	reb	pf	pts	ast	to	blk	stl	min
Cole Huff.....	2-6	0-4	0-0	1	2	4	0	1	1	0	16
Geoffrey Groselle.....	7-10	0-0	1-2	4	3	15	1	2	2	2	24
Khyri Thomas.....	2-3	0-0	3-4	9	2	7	7	2	0	1	22
Maurice Watson Jr.....	3-4	1-1	7-10	4	3	14	4	3	0	0	36
Isaiah Zierden.....	5-7	2-4	5-7	6	2	17	3	2	0	3	36
Ronnie Harrell Jr.....	0-0	0-0	1-2	1	1	1	0	1	0	0	5
Tyler Clement.....	1-2	0-0	1-2	0	0	3	0	1	0	0	5
James Milliken.....	2-8	1-3	2-4	1	1	7	2	0	0	0	24
Toby Hegner.....	3-7	2-5	0-0	4	1	8	0	0	1	0	18
Zach Hanson.....	3-7	0-0	1-3	5	2	7	0	0	0	0	14
Team Rebounds.....				5					1		
<b>Totals.....</b>	<b>28-54</b>	<b>6-17</b>	<b>21-34</b>	<b>40</b>	<b>17</b>	<b>83</b>	<b>17</b>	<b>13</b>	<b>4</b>	<b>6</b>	<b>200</b>
	<b>.519</b>	<b>.353</b>	<b>.618</b>								
<b>Officials:</b> Mike Eades, Tom Eades, Tim Clougherty <b>Technical Fouls:</b> Nebraska bench (1). <b>Attendance:</b> 17,766 (sold out)											
Team	1st	2nd	Total	1stFG%	2ndFG%	Total%	Deadball				
Nebraska	30	37	67	.313	.472	.397	2				
Creighton	36	47	83	.483	.560	.519	6				

GAME 10				IUPUI (3-9) Creighton (7-3)				65 90			
Dec. 12, 2015 CenturyLink Center Omaha Omaha, Neb.											
Defining Moment: After IUPUI pulled within 54-45 with 14:17 remaining, Creighton went on a 12-0 run that included a three-point play and three three-point baskets.											
Key Stat: Creighton shot a season-best 59.3 percent from the field and 57.1 percent from three-point land.											
IUPUI	fg-a	3fg-a	ft-a	reb	pf	pts	ast	to	blk	stl	min
Matt O'Leary.....	5-9	1-3	3-6	7	2	14	0	1	1	1	31
Nick Osborne.....	2-10	1-3	0-0	5	4	5	0	1	1	0	19
Darell Combs.....	6-14	0-5	7-7	3	1	19	1	1	0	1	30
Jordan Pickett.....	3-7	1-1	2-2	0	2	9	2	1	0	0	20
Marcellus Barksdale.....	2-5	0-0	2-5	6	1	6	2	0	0	3	25
T.J. Henderson.....	1-9	1-6	0-0	4	1	3	1	1	0	1	24
Mason Archie.....	1-4	1-3	2-2	1	2	5	0	2	0	0	22
Grant Sinn.....	0-0	0-0	0-0	0	0	0	0	0	0	0	1
John Hubler.....	0-1	0-1	0-0	0	4	0	0	1	1	0	8
Aaron Brennan.....	1-6	0-1	2-2	4	4	4	1	2	0	0	20
Team Rebounds.....				3							
Totals.....	21-65	5-23	18-24	33	21	65	7	10	3	6	200
	.323										

**GAME 13** Coppin State (2-12) 77  
Creighton (9-4) 102

**Dec. 28, 2015** CenturyLink Center Omaha Omaha, Neb.  
**Defining Moment:** Creighton used a 10-0 run to build a 22-10 lead and never trailed.  
**Key Stat:** Creighton scored 100+ points in consecutive games for the first time since 1965-66.

COPPIN STATE	fg-a	3fg-a	ft-a	reb	pf	pts	ast	to	bkl	stl	min
Terry Harris .....	2-7	1-3	3-5	2	1	8	2	0	0	0	21
Trevon Seymore .....	7-13	3-6	5-5	5	2	22	3	1	0	0	35
Blake Keesee .....	2-9	2-5	0-0	1	0	6	0	2	0	0	21
Chris Simpson .....	0-3	0-0	0-0	2	2	0	1	0	0	0	15
Keith Shivers .....	4-5	2-3	0-0	4	2	10	4	2	0	0	25
Lawrence Fejokuw .....	0-0	0-0	2-4	1	2	2	0	0	0	0	7
Josh Treadwell .....	3-7	2-4	0-0	3	1	8	0	2	0	2	23
James Sylvester .....	1-4	0-1	5-7	0	1	7	1	1	0	1	21
Derek Armstrong .....	1-1	0-0	0-0	0	2	0	0	0	0	0	4
Lucian Brownlee .....	3-6	2-3	0-0	2	8	0	1	0	0	0	13
Izais Hicks .....	1-3	0-0	0-0	0	3	2	1	0	0	0	11
Mufaro Murinda .....	1-1	0-0	0-0	0	1	2	1	0	0	1	4
Team Rebounds .....				2							
<b>Totals.....</b>	<b>25-59</b>	<b>12-25</b>	<b>15-21</b>	<b>20</b>	<b>17</b>	<b>77</b>	<b>13</b>	<b>9</b>	<b>0</b>	<b>4</b>	<b>200</b>
	474	480	714								

CREIGHTON	fg-a	3fg-a	ft-a	reb	pf	pts	ast	to	bkl	stl	min
Cole Huff.....	5-11	2-6	2-3	5	3	14	2	2	0	0	22
Geoffrey Groselle.....	8-8	0-0	0-0	9	1	16	0	2	2	0	24
Khyri Thomas.....	4-5	2-2	0-0	9	1	10	6	0	0	0	26
Maurice Watson Jr.....	3-7	1-2	3-3	3	1	10	7	1	0	2	19
Isaiah Zierden.....	6-7	4-5	0-0	3	0	16	4	0	0	0	24
Marlon Stewart.....	0-3	0-1	0-0	0	1	0	0	1	0	0	7
Ronnie Harrell Jr.....	1-2	0-1	0-0	2	2	2	2	1	1	0	15
Tyler Clement.....	0-1	0-1	0-0	2	1	0	1	1	0	1	6
Malik Albert.....	4-5	1-1	4-5	1	3	13	3	1	0	2	18
James Miliken.....	2-4	1-2	3-4	2	0	8	3	1	0	0	16
Toby Hegner.....	1-4	1-2	0-0	2	0	3	0	0	0	0	7
Zach Hanson.....	3-4	0-0	4-6	3	4	10	0	1	2	1	16
Team Rebounds.....				1							
<b>Totals.....</b>	<b>37-61</b>	<b>12-23</b>	<b>16-21</b>	<b>42</b>	<b>17</b>	<b>102</b>	<b>28</b>	<b>11</b>	<b>5</b>	<b>6</b>	<b>200</b>
	<b>.607</b>	<b>.522</b>	<b>.762</b>								

**Officials:** Earl Walton, Clarence Armstrong, Mike Nance

**Technical Fouls:** None. **Attendance:** 17,137

Team	1st	2nd	Total	1stFG%	2ndFG%	Total%	Deadball
Coppin State	36	41	77	.414	.433	.424	3
Creighton	56	46	102	.688	.517	.607	4

<b>GAME 14</b>	Creighton (10-4, 1-0)	80
	St. John's (7-7, 0-1)	70

<b>Dec. 31, 2015</b>	<b>Carnesecca Arena</b>	<b>Queens, N.Y.</b>
<b>Defining Moment:</b> An 11-4 run midway through the second half gave Creighton a 53-43 lead.		
<b>Key Stat:</b> Geoffrey Groselle made his first eight field goal attempts and ran his streak to 21 before a late game miss.		

CREIGHTON	fg-a	3fg-a	ft-a	reb	pf	pts	ast	to	blk	stl	min
Khyri Thomas .....	1-4	0-1	0-0	5	0	2	2	1	0	1	14
Maurice Watson Jr. ....	6-9	1-2	4-6	2	3	17	8	5	0	3	31
Cole Huff .....	2-11	2-6	8-8	11	2	14	0	0	0	0	31
Isaiah Zierden .....	2-8	2-8	1-1	5	3	7	0	1	0	3	33
Geoffrey Groselle .....	9-10	0-0	4-7	5	3	22	0	4	3	0	25
Ronnie Harrell Jr. ....	0-1	0-1	0-0	2	2	0	1	0	0	0	8
Tyler Clement .....	0-0	0-0	0-0	2	1	0	0	0	0	1	1
Malik Albert .....	0-1	0-1	1-2	0	0	1	0	1	0	0	7
James Milliken .....	3-6	2-3	3-5	4	2	11	2	0	0	0	30
Toby Hegner .....	0-1	0-0	0-0	0	1	0	0	0	0	0	5
Zach Hanson .....	3-5	0-0	0-0	2	3	6	0	0	0	0	15
Team Rebounds .....				1							
<b>Totals.....</b>	<b>23-56</b>	<b>5-22</b>	<b>14-25</b>	<b>41</b>	<b>19</b>	<b>655</b>	<b>12</b>	<b>11</b>	<b>1</b>	<b>3</b>	<b>200</b>

ST. JOHN'S	fg-a	3fg-a	ft-a	reb	pf	pts	ast	to	blk	stl	min
Christian Jones .....	1-4	0-0	0-0	9	2	2	1	2	0	0	15
Federico Mussini .....	1-8	1-5	2-2	4	1	5	2	3	0	1	31
Felix Balamou .....	4-10	0-0	1-2	2	4	9	5	2	1	1	22
Ron Mvouika .....	0-2	0-1	2-2	1	3	2	1	0	0	0	19
Yankuba Sima .....	6-13	0-0	0-3	5	3	12	1	1	0	0	26
Malik Ellison .....	5-7	1-1	6-6	6	1	17	0	1	1	0	24
Amar Albigeovic .....	0-1	0-1	0-0	0	0	0	2	1	0	0	8
Durand Johnson .....	6-11	2-5	0-0	4	4	14	1	0	2	2	34
Kassoum Yakwe .....	4-8	0-0	1-4	4	3	9	0	2	3	0	21
Team Rebounds .....				4							
<b>Totals.....</b>	<b>27-64</b>	<b>4-13</b>	<b>12-19</b>	<b>39</b>	<b>21</b>	<b>70</b>	<b>13</b>	<b>12</b>	<b>7</b>	<b>4</b>	<b>200</b>
	422	308	632								

**Officials:** Mike Roberts, Lamar Simpson, Gary Prager

**Technical Fouls:** Yankuba Sima (1). **Attendance:** 4,633

Team	1st	2nd	Total	1stFG%	2ndFG%	Total%	Deadball
Creighton	33	47	80	.414	.519	.464	2
St. John's	29	41	70	.324	.533	.422	2

<b>GAME 15</b>	#16 Villanova (12-2, 2-0)	85
	Creighton (10-5, 1-1)	71

**Jan. 2, 2016** CenturyLink Center Omaha Omaha, Neb.

**Defining Moment:** After Creighton got within five points at halftime, Villanova opened the second half on an 11-3 run.

**Key Stat:** Villanova's 68.0 percent shooting was the best by a Creighton opponent since 1987, and the Wildcats made 28-of-32 two-point attempts.

#16 VILLANOVA	fg-a	3fg-a	ft-a	reb	pf	pts	ast	to	blk	stl	min
Kris Jenkins .....	3-3	0-2	0-0	2	4	2	6	0	0	0	19
Daniel Ochefu .....	9-10	0-0	1-1	7	2	19	1	4	2	2	23
Jason Brunson .....	6-8	2-3	1-3	2	3	15	1	2	0	0	30
Josh Hart .....	10-14	2-4	3-4	5	2	25	2	1	1	3	33
Ryan Arcidiacono .....	3-7	1-5	3-4	4	2	10	4	3	0	2	38
Phil Booth .....	1-5	1-3	2-2	2	1	9	5	3	0	0	27
Mikal Bridges .....	3-3	0-1	1-2	4	3	5	0	0	0	0	28
Darryl Reynolds .....	0-0	0-0	0-0	3	3	0	1	1	0	0	11
Team Rebounds .....				0							
<b>Totals .....</b>	<b>34-50</b>	<b>6-18</b>	<b>11-16</b>	<b>29</b>	<b>20</b>	<b>85</b>	<b>20</b>	<b>14</b>	<b>3</b>	<b>7</b>	<b>200</b>
	.680		.333			.333					

CREIGHTON	fg-a	3fg-a	ft-a	reb	pf	pts	ast	to	bk	stl	min
Cole Huff	5-11	0-5	3-4	3	2	13	0	0	0	0	27
Geoffrey Groselle	1-1	0-0	2-2	5	2	4	0	1	0	0	25
Khryi Thomas	1-6	0-3	0-0	7	4	2	2	2	0	2	23
Maurice Watson Jr.	6-13	0-1	3-6	0	3	15	4	1	0	3	29
Isaiah Zierden	4-9	2-7	4-4	2	1	14	2	2	0	0	39
Ronnie Harrell Jr.	0-0	0-0	0-0	0	1	0	0	0	0	0	1
Tyler Clement	0-0	0-0	0-0	0	0	0	1	0	0	0	4
Malik Albert	1-2	0-0	0-0	1	0	2	1	1	0	0	7
James Milliken	2-3	1-2	2-2	0	2	7	2	2	0	0	19
Toby Hegner	2-6	2-5	0-0	5	1	6	0	0	0	0	16
Zach Hanson	3-4	0-0	2-2	0	2	8	0	0	0	0	10
Team Rebounds				1							
<b>Totals</b>	<b>25-55</b>	<b>5-23</b>	<b>16-20</b>	<b>24</b>	<b>18</b>	<b>71</b>	<b>12</b>	<b>9</b>	<b>0</b>	<b>5</b>	<b>200</b>
	.455		.800			.217					

**Officials:** James Breeding, Jeff Clark, Tim Clougherty

**Technical Fouls:** None. **Attendance:** 17,375 (sold out)

Team	1st	2nd	Total	1stFG%	2ndFG%	Total%	Deadball
#16 Villanova	40	45	85	.692	.667	.680	1
Creighton	35	36	71	.414	.500	.455	1

<b>GAME 16</b>	Georgetown (9-6, 2-1)	66
	Creighton (11-5, 2-1)	79

**Jan. 5, 2016** CenturyLink Center Omaha Omaha, Neb.

**Defining Moment:** Creighton closed the game on a 26-10 run after falling behind 56-53.

**Key Stat:** Creighton outscored Georgetown 21-3 at the free throw line and 25-10 in points off turnovers.

GEORGETOWN	fg-a	3fg-a	ft-a	reb	pf	pts	ast	to	blk	stl	min
Isaac Copeland	0-3	0-1	1-2	3	1	1	3	1	1	1	32
Marcus Derrickson	1-4	1-3	0-0	3	3	3	1	2	0	0	20
Bradley Hayes	4-8	0-0	0-0	6	4	8	0	2	2	1	18
Tre Campbell	2-5	1-4	0-2	2	1	5	3	0	0	1	18
D'Vaunte Smith-River	6-14	3-7	2-2	3	2	17	7	5	1	2	38
J.J. Peak	2-4	1-2	0-0	2	4	5	4	2	0	1	26
Reggie Cameron	3-7	1-3	0-0	1	2	7	1	2	0	0	17
Jessie Gowan	7-9	3-3	0-1	6	3	17	0	1	0	0	22
Kaleb Johnson	1-1	0-1	0-2	0	0	3	0	0	0	0	9
Team Rebounds:				1							
<b>Totals:</b>	<b>26-55</b>	<b>11-24</b>	<b>3-7</b>	<b>27</b>	<b>20</b>	<b>66</b>	<b>19</b>	<b>15</b>	<b>4</b>	<b>6</b>	<b>200</b>

CREIGHTON	fg-a	3fg-a	ft-a	reb	pf	pts	ast	to	bk	stl	min
Cole Huff . . . . .	0-5	0-2	0-0	2	0	0	1	1	1	0	20
Geoffrey Groselle . . . . .	3-6	0-0	3-4	3	4	9	0	0	0	2	23
Khyri Thomas . . . . .	2-4	1-1	0-0	0	2	5	1	0	0	0	13
Maurice Watson Jr. . . . .	9-13	2-3	7-9	7	1	27	4	3	0	1	39
Isaiah Zierden . . . . .	3-8	2-6	3-3	2	0	11	4	2	0	3	31
Ronnie Harrell Jr. . . . .	2-3	1-1	0-0	5	0	5	1	0	0	0	12
Tyler Clement . . . . .	0-0	0-0	0-0	0	0	0	0	0	0	0	1
James Miliken . . . . .	3-7	2-4	4-4	0	1	12	1	1	0	0	25
Toby Hegner . . . . .	1-3	0-2	1-2	5	1	3	0	0	0	0	20
Zach Hanson . . . . .	2-3	0-0	3-3	3	1	7	0	1	1	0	16
Team Rebounds . . . . .				5				1			
<b>Totals . . . . .</b>	<b>25-52</b>	<b>8-19</b>	<b>21-25</b>	<b>32</b>	<b>10</b>	<b>79</b>	<b>12</b>	<b>9</b>	<b>2</b>	<b>6</b>	<b>200</b>
	<b>.481</b>		<b>.840</b>		<b>.421</b>						

**Officials:** Bo Boroski, Clarence Armstrong, Tony Chiazza

**Technical Fouls:** None. **Attendance:** 16,425

Team	1st	2nd	Total	1stFG%	2ndFG%	Total%	Deadball
Georgetown	36	30	66	.467	.480	.473	2,1
Creighton	38	41	79	.483	.478	.481	2

<b>GAME 17</b>	Creighton (12-5, 3-1)	82
	Seton Hall (12-4, 2-2)	67

Jan. 9, 2016	Prudential Center	Newark, N.J.
<p><b>Defining Moment:</b> Creighton turned a 47-37 lead into a 54-37 edge on a seven-point possessions early in the second half after a four-point play and SHU technical foul.</p> <p><b>Key Stat:</b> Maurice Watson Jr.'s 14 assists were the most by a Bluejay since 1974 and led to 36 Bluejay points.</p>		

CREIGHTON	fg-a	3fg-a	ft-a	reb	pf	pts	ast	to	blk	stl	min
Cole Huff .....	1-5	1-3	1-2	6	3	4	0	0	0	0	16
Geoffrey Groselle .....	1-8	0-0	6-9	4	3	20	0	3	1	0	21
Khyri Thomas .....	2-5	2-3	1-2	7	3	7	0	0	0	2	28
Maurice Watson Jr. ....	6-12	0-0	1-1	2	5	13	14	4	0	1	35
Isaiah Zierden .....	4-12	3-6	5-6	2	1	16	3	1	0	4	33
Ronnie Harrell Jr. ....	0-1	0-0	0-0	1	1	0	0	1	0	0	4
Tyler Clement .....	0-0	0-0	0-0	0	1	0	0	0	0	1	2
James Milliken .....	2-8	0-2	2-4	2	1	6	0	0	0	0	19
Toby Hegner .....	2-6	2-5	0-0	3	1	6	0	0	0	0	25
Zach Hanson .....	5-7	0-0	0-0	6	1	10	0	0	1	0	17
Team Rebounds .....				6				1			
<b>Totals .....</b>	<b>29-64</b>	<b>8-19</b>	<b>16-24</b>	<b>39</b>	<b>20</b>	<b>82</b>	<b>17</b>	<b>10</b>	<b>2</b>	<b>9</b>	<b>200</b>
	<b>.453</b>		<b>.421</b>	<b>.667</b>							

SETON HALL	fg-a	3fg-a	ft-a	reb	pf	pts	ast	to	blk	stl	min
Ismael Sanoogo .....	0-4	0-0	1-2	9	1	1	1	1	2	1	27
Angel Delgado .....	3-6	0-0	2-2	4	2	8	1	1	0	0	20
Khaadeen Carrington .....	5-13	1-2	6-8	2	2	17	4	3	0	0	32
Isaiah Whitehead .....	4-11	0-3	2-4	2	3	10	2	2	0	0	18
Desi Rodriguez .....	3-7	1-3	1-4	5	2	8	0	1	1	2	21
Michael Nzei .....	0-2	0-0	0-0	4	1	0	0	0	1	0	13
Braeden Anderson .....	1-1	0-0	0-2	3	1	2	0	0	0	0	13
Myles Carter .....	0-0	0-0	0-2	1	1	0	0	1	0	0	4
Rashed Anthony .....	0-0	0-0	0-0	2	1	0	0	0	0	0	3
Derrick Gordon .....	6-9	0-0	2-3	4	1	14	0	3	0	2	31
Veer Singh .....	2-4	2-4	1-1	2	4	7	0	2	0	0	18
Team Rebounds .....				2							
<b>Totals.....</b>	<b>24-57</b>	<b>4-12</b>	<b>15-28</b>	<b>40</b>	<b>19</b>	<b>67</b>	<b>8</b>	<b>14</b>	<b>4</b>	<b>5</b>	<b>200</b>
	<b>.421</b>		<b>.333</b>	<b>.536</b>							

**Officials:** Michael Stephens, Ed Corbett, Bo Boroski

**Technical Fouls:** Angelo Delgado (1). **Attendance:** 8,010

Team	1st	2nd	Total	1stFG%	2ndFG%	Total%	Deadball
Creighton	41	41	82	.467	.441	.563	5
Seton Hall	33	34	67	.406	.440	.421	5

<b>GAME 18</b>	#12 Providence (15-2, 3-1)	50
	Creighton (12-6, 3-2)	48

**Defining Moment:** National Player of the Year Kris Dunn hit a step-back 17-foot jumper from near the left elbow as time expired.  
**Key Stat:** Providence made eight of its first 41 shots before sinking eight of its final 13 attempts from the field.

#12 PROVIDENCE	fg-a	3fg-a	ft-a	reb	pf	pts	ast	to	blk	stl	min
Ben Rodney .....	4-12	1-5	4-6	8	3	13	1	3	2	0	32
Ronney Bullock .....	0-2	0-0	0-0	1	3	0	0	2	0	0	22
Kris Dunn .....	6-17	1-5	7-8	8	1	20	3	5	1	1	39
Jalen Lindsey .....	2-6	1-4	0-0	7	1	5	0	3	1	2	26
Junior Lomomba .....	0-1	0-0	1-2	5	0	1	1	0	0	0	20
Ricky Conner .....	0-1	0-1	0-0	0	1	0	0	0	0	0	3
Kyron Cartwright .....	1-7	0-1	0-1	5	4	2	3	1	0	1	24
Drew Edwards .....	2-3	0-1	2-2	2	1	6	0	0	1	1	20
Ryan Fazekas .....	1-5	1-5	0-0	2	1	3	0	0	1	1	14
Team Rebounds .....				5					1		
<b>Totals .....</b>	<b>16-54</b>	<b>4-24</b>	<b>14-19</b>	<b>43</b>	<b>15</b>	<b>50</b>	<b>8</b>	<b>15</b>	<b>6</b>	<b>6</b>	<b>200</b>
	.296		.737								

CREIGHTON	fg-a	3fg-a	ft-a	reb	pf	pts	ast	to	bkl	stl	min
Cole Huff	0-3	0-2	0-0	3	1	0	0	1	0	0	14
Geoff Groselle	2-4	0-0	0-2	4	5	4	0	3	0	2	14
Khryi Thomas	0-5	0-2	0-0	7	2	0	1	1	0	3	17
Maurice Watson Jr.	3-16	0-0	3-3	9	2	9	5	4	0	1	37
Isaiah Zierden	2-16	2-7	2-2	2	1	8	4	0	0	1	40
Ronnie Harrell Jr.	1-4	0-1	0-0	5	0	2	0	1	0	0	5
Tyler Clement	0-0	0-0	0-0	0	0	0	0	0	0	0	1
Malik Alert	0-2	0-1	0-0	0	0	0	0	0	0	0	2
James Milliken	1-6	0-2	4-6	1	0	6	0	0	0	0	22
Toby Hegner	4-11	3-8	0-0	5	3	11	0	0	1	1	30
Zach Hanson	4-7	0-0	0-0	3	4	8	0	1	0	0	18
Team Rebounds				7							
<b>Totals</b>	<b>17-66</b>	<b>5-23</b>	<b>9-13</b>	<b>46</b>	<b>18</b>	<b>48</b>	<b>10</b>	<b>11</b>	<b>1</b>	<b>8</b>	<b>200</b>
	<b>.258</b>		<b>.692</b>								

**Officials:** Pat Driscoll, Jeff Clark, Mike Stuart

**Technical Fouls:** None. **Attendance:** 17,073

Team	1st	2nd	Total	1stFG%	2ndFG%	Total%	Deadball
#12 Providence	18	32	50	.179	.423	.296	3
Creighton	25	23	48	.222	.300	.258	3.1



GAME 25												#5 Xavier (21-3, 9-3) Creighton (16-9, 7-5)		56 70
Feb. 9, 2016 CenturyLink Center Omaha Omaha, Neb.														
Defining Moment: Creighton used a 16-0 run to bolt to a 21-4 lead and never trailed.														
Key Stat: Creighton held Xavier to 1-for-21 shooting from three-point range.														
#12 XAVIER	fg-a	3fg-a	ft-a	reb	pf	pts	ast	to	blk	stl	min			
Jalen Reynolds .....	5-15	0-1	7-8	9	3	17	1	1	2	0	25			
Trevon Bluiett .....	2-10	0-6	0-0	5	3	4	2	2	0	0	33			
Edmond Sumner .....	2-12	0-3	6-8	7	3	10	2	2	0	2	28			
Remy Abell .....	0-2	0-1	0-0	0	1	0	0	1	0	0	11			
Myles Davis .....	0-7	0-5	0-0	4	3	0	2	1	0	1	25			
Larry Austin Jr. ....	1-2	0-0	0-0	3	1	2	1	0	0	2	14			
James Farr .....	7-13	0-0	0-0	6	1	14	0	2	0	1	23			
Kaiser Gates .....	1-1	0-0	0-2	2	2	2	0	0	0	0	9			
Sean O'Mara .....	0-1	0-0	0-2	1	0	0	0	0	0	0	3			
J.P. Macura .....	3-7	1-5	0-0	3	4	7	0	2	0	2	29			
Team Rebounds .....	6													
Totals .....	21-70	1-21	13-20	46	21	56	8	11	2	8	200			
	.300	.048	.650											
CREIGHTON	fg-a	3fg-a	ft-a	reb	pf	pts	ast	to	blk	stl	min			
Toby Hegner .....	0-2	0-2	0-0	6	4	0	0	1	0	0	16			
Geoffrey Groselle .....	0-2	0-0	3-6	7	3	3	0	1	0	0	22			
Maurice Watson Jr. .	11-21	1-8	9-10	7	4	32	5	4	0	2	38			
Isaiah Zierden .....	3-8	3-8	0-0	5	0	9	2	2	0	1	39			
James Milliken .....	3-9	2-8	1-3	3	3	9	0	2	2	0	37			
Ronnie Harrell Jr. ....	0-3	0-0	0-0	3	1	0	0	3	0	0	8			
Tyler Clement .....	0-0	0-0	0-0	0	0	0	0	0	0	0	0+			
Malik Albert .....	0-0	0-0	0-0	0	0	0	0	0	0	0	2			
Cole Huff .....	3-7	1-4	4-5	5	4	11	0	0	0	1	25			
Zach Hanson .....	2-2	0-0	2-2	3	4	6	1	1	1	0	13			
Team Rebounds .....	5													
Totals .....	22-54	7-30	19-26	44	23	70	8	15	3	4	200			
	.407	.233	.731											
Officials: Earl Walton, Bo Boroski, Tim Clougherty														
Technical Fouls: James Farr (1), Maurice Watson Jr. (1). Attendance: 17,011														
Team	1st	2nd	Total	1stFG%	2ndFG%	Total%	Deadball							
#5 Xavier	27	29	56	.316	.281	.300	3							
Creighton	37	33	70	.414	.400	.407	1,1							

GAME 26												Creighton (17-9, 8-5) Marquette (16-10, 5-8)		65 62		
Feb. 13, 2016												Bradley Center		Milwaukee, Wis.		
<b>Defining Moment:</b> James Milliken hit a go-ahead three-pointer with 1:05 left and Isaiah Zierden sank two free throws with 7.2 seconds left for the CU victory.																
<b>Key Stat:</b> Creighton outscored Marquette 22-6 in fast break points.																
CREIGHTON	fg-a	3fg-a	ft-a	reb	pf	pts	ast	to	blk	stl	min					
Toby Hegner .....	3-7	3-7	0-0	6	2	9	1	1	0	0	23					
Geoffrey Groselle .....	4-5	0-0	2-2	3	2	10	1	0	1	1	26					
Maurice Watson Jr. ....	7-12	0-1	4-6	5	2	18	10	6	0	2	38					
Isaiah Zierden .....	0-6	0-4	2-2	2	1	2	3	0	0	2	34					
James Milliken .....	4-10	1-5	0-0	5	0	9	2	1	0	0	34					
Khryi Thomas .....	2-6	1-2	0-0	3	3	5	0	0	0	0	9					
Ronnie Harrell Jr. ....	0-0	0-0	0-0	0	0	0	0	0	0	0	3					
Tyler Clement .....	0-0	0-0	0-0	0	0	0	0	0	0	0	2					
Cole Huff .....	2-8	2-6	0-0	6	3	6	1	0	0	0	17					
Zach Hanson .....	3-6	0-0	0-1	3	2	6	0	0	0	0	14					
Team Rebounds .....	0															
<b>Totals .....</b>	<b>25-60</b>	<b>7-25</b>	<b>8-11</b>	<b>33</b>	<b>15</b>	<b>65</b>	<b>18</b>	<b>8</b>	<b>1</b>	<b>5</b>	<b>200</b>					
	.417	.280	.727													
MARQUETTE	fg-a	3fg-a	ft-a	reb	pf	pts	ast	to	blk	stl	min					
Henry Ellenson .....	7-13	1-4	1-4	8	2	16	2	2	1	0	38					
Luke Fischer .....	6-9	0-0	0-2	6	3	12	2	3	2	0	36					
Duane Wilson .....	4-12	0-4	4-5	4	1	12	4	1	0	2	29					
Jajuan Johnson .....	1-5	1-3	0-0	5	1	3	3	2	0	0	17					
Haanif Cheatham .....	3-8	1-3	4-4	3	3	11	1	3	0	0	32					
Sandy Cohen III .....	1-2	1-2	0-0	5	1	3	1	0	1	1	21					
Matt Heldt .....	0-0	0-0	0-0	1	0	0	0	0	0	0	4					
Traci Carter .....	2-5	1-2	0-0	4	2	5	5	2	2	0	23					
Team Rebounds .....	1															
<b>Totals .....</b>	<b>24-54</b>	<b>5-18</b>	<b>9-15</b>	<b>37</b>	<b>13</b>	<b>62</b>	<b>18</b>	<b>13</b>	<b>6</b>	<b>3</b>	<b>200</b>					
	.444	.278	.600													
<b>Officials:</b> Brian O'Connell, Wally Rutecki, Steve McLunkins																
<b>Technical Fouls:</b> None. <b>Attendance:</b> 15,844																
Team	1st	2nd	Total	1stFG%	2ndFG%	Total%	Deadball									
Creighton	25	40	65	.314	.560	.417	0,1									
Marquette	25	37	62	.400	.483	.444	2,1									

GAME 27													Creighton (17-10, 8-6) Butler (18-8, 7-7)		75 88	
Feb. 16, 2016													Hinkle Fieldhouse		Indianapolis, Ind.	
<b>Defining Moment:</b> After Creighton got within five (63-58) with 8:13 to play, Austin Etherington threw down a powerful left-handed dunk to start a game-clinching 8-2 run.																
<b>Key Stat:</b> Butler made 13-of-27 three-pointers and had 20 assists against just six turnovers.																
CREIGHTON	fg-a	3fg-a	ft-a	reb	pf	pts	ast	to	blk	stl	min					
Toby Hegner .....	1-3	1-3	0-0	7	3	3	0	0	2	0	25					
Geoffrey Groselle .....	1-5	0-0	4-4	7	3	6	0	2	3	0	20					
Maurice Watson Jr. ....	10-19	1-3	1-2	2	4	22	6	4	0	0	38					
Isaiah Zierden .....	3-6	3-6	2-3	2	3	11	2	1	0	1	37					
James Milliken .....	3-12	2-8	7-9	4	1	15	3	1	0	0	37					
Marlon Stewart .....	0-0	0-0	0-0	0	0	0	0	0	0	0	1					
Khryti Thomas .....	1-2	0-0	0-0	1	3	2	0	1	0	0	4					
Ronnie Harrell Jr. ....	0-1	0-1	0-0	0	0	0	0	0	0	0	2					
Tyler Clement .....	0-0	0-0	0-0	0	0	0	0	0	0	0	2					
Malik Albert .....	0-0	0-0	2-2	0	0	2	0	0	0	0	1					
Cole Huff .....	3-5	2-4	3-4	8	1	11	0	0	0	0	17					
Zach Hanson .....	1-2	0-0	1-2	1	3	3	0	1	0	0	16					
Team Rebounds .....					5					1						
<b>Totals .....</b>	<b>23-55</b>	<b>9-25</b>	<b>20-26</b>	<b>37</b>	<b>21</b>	<b>75</b>	<b>11</b>	<b>11</b>	<b>5</b>	<b>1</b>	<b>200</b>					
	.418	.360	.769													
BUTLER	fg-a	3fg-a	ft-a	reb	pf	pts	ast	to	blk	stl	min					
Tyler Wideman .....	4-8	0-0	2-2	6	3	10	0	0	4	1	27					
Andrew Chrabaszcz ..	2-6	1-2	1-2	6	2	6	3	3	0	0	23					
Roosevelt Jones .....	4-8	0-0	4-4	5	3	12	6	1	1	1	34					
Kellen Dunham .....	5-13	4-8	2-3	6	1	16	6	1	0	0	37					
Kelan Martin .....	6-18	4-8	5-7	8	4	21	1	1	0	0	35					
Austin Etherington ..	5-6	4-5	3-4	4	3	17	1	0	0	1	17					
Tyler Lewis .....	0-3	0-3	2-2	1	1	2	3	0	0	2	15					
Jordan Gathers .....	2-3	0-1	0-0	0	1	4	0	0	0	0	8					
Trey Pettus .....	0-0	0-0	0-0	0	0	0	0	0	0	0	1					
Garland Davis .....	0-0	0-0	0-0	0	1	0	0	0	0	0	1					
Steven Bennett .....	0-0	0-0	0-0	0	0	0	0	0	0	0	1					
Nate Fowler .....	0-0	0-0	0-0	0	0	0	0	0	0	0	1					
Team Rebounds .....					2											
<b>Totals .....</b>	<b>28-65</b>	<b>13-27</b>	<b>19-24</b>	<b>38</b>	<b>19</b>	<b>88</b>	<b>20</b>	<b>6</b>	<b>5</b>	<b>5</b>	<b>200</b>					
	.431	.481	.792													
<b>Officials:</b> Pat Driscoll, Gary Prager, Rob Riley																
<b>Technical Fouls:</b> None. <b>Attendance:</b> 7,330																
Team	1st	2nd	Total	1stFG%	2ndFG%	Total%	Deadball									
Creighton	29	46	75	.308	.517	.418	0,1									
Butler	36	52	88	.371	.500	.431	1,3									





# NIT History



## National Invitation Tournament History (6-10)

**2016**

**CenturyLink Center Omaha  
Omaha, Neb.**

at #4 Creighton 72, #5 Alabama 54

**2009**

**CenturyLink Center Omaha  
Omaha, Neb.**

at #1 Creighton 73, #8 Bowling Green 71 (3/18/09)  
#4 Kentucky 65, at #1 Creighton 63 (3/23/09)

**2008**

**CenturyLink Center Omaha  
Omaha, Neb.**

at #3 Creighton 74, #6 Rhode Island 73 (3/18/08)

**Stephen C. O'Connell Center  
Gainesville, Fla.**

at #2 Florida 82, #3 Creighton 54 (3/21/08)

**2006**

**CenturyLink Center Omaha  
Omaha, Neb.**

at Creighton 71, Akron 60 (3/16/06)  
Miami (Fla.) 53, at Creighton 52 (3/20/06)

**2004**

**CenturyLink Center Omaha  
Omaha, Neb.**

Nebraska 71, at Creighton 70 (3/16/04)

**1998**

**Bradley Center  
Milwaukee, Wis.**

at Marquette 80, Creighton 68 (3/11/98)

**1990**

**Alumni Hall  
Chicago, Ill.**

at DePaul 89, Creighton 72 (3/16/90)

**1984**

**Omaha Civic Auditorium  
Omaha, Neb.**

Nebraska 56, at Creighton 54 (3/15/84)

**1977**

**Omaha Civic Auditorium  
Omaha, Neb.**

Illinois State 65, at Creighton 58 (3/8/77)

**1943**


**Madison Square Garden  
New York, N.Y.**

Washington & Jefferson 43, Creighton 42 (3/18/43)

**1942**

**Madison Square Garden  
New York, N.Y.**

Creighton 59, West Texas A&M 58 (3/16/42)  
Western Kentucky 49, Creighton 36 (3/23/42)  
Creighton 48, Toledo 46 (3/25/42)



**Benoit Benjamin had 23 points and 14 rebounds in the 1984 National Invitation Tournament.**

### NIT Records By Coach

Name (NIT Years)	W-L
E.S. "Eddie" Hickey (1942, '43)	2-2
Tom Apke (1977)	0-1
Willis Reed (1984)	0-1
Tony Barone (1990)	0-1
Dana Altman (1998, 2004, '06, '08, '09)	3-5
<b>Greg McDermott (2016)</b>	<b>1-0</b>



**Justin Carter grabbed 15 rebounds in Creighton's 2009 NIT game vs. Kentucky.**



## NIT Teams



### 1942 National Invitation Tournament




Standing (l-r): Frank Hebenstreit, Ralph Langer, Bob Timm, Elmer Munden, Edward Beisser, Harry Hess, Joseph Loisel, Gene Haldeman. Sitting (l-r): Barney Burdick, Dick Nolan, Duane Noyes, E.S. "Eddie" Hickey, Don Shearn, Emmett Mathiasen, Tom Dineen.

### Missouri Valley Conference Co-Champs 19-5 Overall, 9-1 MVC (Tie-1st)

The seventh seed in the 1942 National Invitation Tournament, the Jays pulled off a first-round upset by knocking off No. 2 seeded West Texas A&M - then West Texas Teachers College ... including a regular season game against Long Island, Creighton managed a 2-2 record at Madison Square Garden during the 1941-42 season ... Oklahoma State and Creighton shared the league regular-season title with 9-1 records, but Creighton was the Valley's only postseason representative ... Edward Beisser and Gene Haldeman earned First Team All-MVC honors, while Ralph Langer and Dick Nolan were named to the MVC's Second Team.

### The CREIGHTON UNIVERSITY




Gene Haldeman  
1941-42 Captain  
Senior, Guard



### Basketball Dope Book 1941-42

Left: Creighton captain Gene Haldeman graced the cover of the 1941-42 media guide.

Below: Ed Beisser was named to the all-tournament team after helping Creighton finish third at the 1942 National Invitation Tournament. He would later make the 1948 U.S. Olympic team.



**1942** Creighton (18-4) 59  
West Texas State (28-3) 58

**National Invitation Tournament**  
March 16, 1942 Madison Square Garden New York, NY

**Defining Moment:** Ed Beisser scored on a tip-in with 20 seconds to play to give the Jays a one-point win. West Texas State came in with a 28-2 record and was heavily favored to reach the championship round.

**Key Stat:** Creighton had four players score in double figures and on defense Ed Beisser contained the All-American forward Price Brookfield from West Texas State.

CREIGHTON	fg	ft-a	pf	pts
Ralph Langer	8	0-2	3	16
Joe Loisel	4	4-4	3	12
Don Shearn	0	1-1	0	1
Ed Beisser	4	1-1	4	9
Barney Burdick	0	0-0	0	0
Dick Nolan	5	0-0	1	10
Gene Haldeman	5	1-2	1	11
<b>Totals</b>	<b>26</b>	<b>7-10</b>	<b>12</b>	<b>59</b>
		<b>.700</b>		

WEST TEXAS ST.	fg	ft-a	pf	pts
Price Brookfield	5	3-3	0	13
Bill Stockman	1	1-1	3	3
Johnson	0	0-0	1	0
Norman Trimble	2	0-0	0	2
Charlie Halbert	6	5-7	3	17
Jack Maddox	7	0-0	1	14
Frank Stockman	3	1-1	1	7
C. Johnson	0	0-2	0	0
Ledru Jacobs	0	0-0	0	0
Douglas Groom	0	0-0	0	0
<b>Totals</b>	<b>24</b>	<b>10-14</b>	<b>9</b>	<b>58</b>
		<b>.714</b>		

**Officials:** Pat Kennedy, Matty Begovich.

**Technical Fouls:** None. **Attendance:** 16,585.

Team	1st	2nd	Total
Creighton	30	29	59
W. Texas St	18	40	58

**1942** Western Kentucky (29-4) 49  
Creighton (18-5) 36

**National Invitation Tournament**  
March 23, 1942 Madison Square Garden New York, NY

**Defining Moment:** With the Jays down 31-29 early in the second half, the Western Kentucky tandem of Ray Blevins and Oran McKinney nailed five straight jumpers and never looked back, cruising to a 49-36 victory in the NIT semi-finals.

**Key Stat:** Creighton was only down two at the intermission, but poor shooting in the second half denied the Jays' bid to reach the Championship game of the NIT. Ray Blevins and Oran McKinney combined for 32 of Western Kentucky's 49 points.

WESTERN KENTUCKY	fg	ft-a	pf	pts
Billy Day	0	0-0	0	0
Earl Shelton	2	0-0	0	4
Ray Blevins	7	2-3	0	16
Dero Downing	2	1-1	0	5
Oran McKinney	7	2-5	3	16
Don Ray	0	0-0	3	0
Howard Downing	2	2-2	3	6
Wallace Sydnor	1	0-0	0	2
<b>Totals</b>	<b>21</b>	<b>7-11</b>	<b>9</b>	<b>49</b>
		<b>.636</b>		

CREIGHTON	fg	ft-a	pf	pts
Ralph Langer	3	0-2	3	6
Joe Loisel	4	3-3	2	11
Don Shearn	1	0-0	1	2
Ed Beisser	5	1-3	5	12
Dick Nolan	0	2-2	1	2
Gene Haldeman	2	0-0	0	4
<b>Totals</b>	<b>15</b>	<b>6-10</b>	<b>11</b>	<b>36</b>
		<b>.600</b>		

**Officials:** Pat Kennedy, Matty Begovich.

**Technical Fouls:** None. **Attendance:** 17,935.

Team	1st	2nd	Total
Creighton	23	13	36
W. Kentucky	25	24	49

**1942** Creighton (19-5) 48  
Toledo (23-5) 46

**National Invitation Tournament**  
March 25, 1942 Madison Square Garden New York, NY

**Defining Moment:** Junior center Ed Beisser scored a career-high 20 points but fouled out with 14 minutes remaining. With Beisser on the bench, Ralph Langer and Don Shearn took over the inside and the Jays held on for a 48-46 victory over the Rockets.

**Key Stat:** A Madison Square Garden record crowd of 18,250 saw Ed Beisser score a career-high 20 points to lead the Jays over #4 seeded Toledo. Creighton captured third place in the National Invitational Tournament with the win. Ed Beisser and Ralph Langer were named to the All-Tournament team.

CREIGHTON	fg	ft-a	pf	pts
Ralph Langer	2	2-6	2	6
Joe Loisel	2	4-4	3	8
Don Shearn	0	0-0	0	0
Ed Beisser	10	0-2	4	20
Barney Burdick	1	0-0	0	2
Dick Nolan	2	2-2	3	6
Gene Haldeman	0	2-2	2	2
Emmett Mathiasen	1	0-0	0	2
Frank Hebenstreit	0	0-0	0	0
<b>Totals</b>	<b>18</b>	<b>10-16</b>	<b>14</b>	<b>48</b>
		<b>.625</b>		

TOLEDO	fg	ft-a	pf	pts
Bart Quinn	4	1-1	2	9
Frankie Clemons	3	2-3	4	9
Gene Miller	2	0-2	0	4
William McClain	0	0-0	0	0
Bob Gerber	5	4-5	2	14
Bob Nash	1	2-2	0	4
James Grant	0	2-2	2	2
George Grailer	1	0-0	3	2
Berry	1	1-1	2	3
<b>Totals</b>	<b>17</b>	<b>12-16</b>	<b>16</b>	<b>46</b>
		<b>.750</b>		

**Officials:** Matty Begovich and Sam Schoenfeld.

**Technical Fouls:** None. **Attendance:** 18,250.

Team	1st	2nd	Total
Creighton	26	22	48
Toledo	18	28	46



## NIT Teams



### 1943 National Invitation Tournament



**Standing (l-r):** William Lindquist, Ralph Langer, No. 39, Edward Beisser, Elmer Munden, Richard de la Vega, Joseph Loisel, Frank Hebenstreit. **Sitting (l-r):** Coach Eddie Hickey, James Pattee, Don Knowles, Robert Salen, Don Shearn, unknown.

### Missouri Valley Conference Champions 16-1 Overall, 10-0 MVC (1st)

The top-ranked team in the nation for several weeks, Creighton was the No. 1 seed for the 1943 National Invitation Tournament, but was upset in the first round by Washington and Jefferson College in what remains the only NIT appearance by the Presidents ... Washington and Jefferson outscored Creighton, 17-10, at the free throw line as four Creighton players - Ed Beisser, Ralph Langer, Ward Gibson and Richard de la Vega - fouled out of the game early in the second half ... with a final record of 16-1 against collegiate competition, Creighton received a final No. 5 national ranking by Dick Dunkel.

1943

Washington & Jefferson

43

Creighton (16-1)

42

National Invitation Tournament

March 18, 1943

Madison Square Garden

New York, NY

**Defining Moment:** The Jays held a 38-26 advantage at the 10-minute mark, but the Presidents used a late 17-4 run to take the lead with one minute remaining. Bob Salen and Joe Loisel both had chances to tie the game from the free throw line in the final 51 seconds for the Jays, but were unable to connect.

**Key Stat:** The Presidents hit 17-26 free throws while Creighton made just 10-21.

WASHINGTON & JEFF.

fg

ft-a

pf

pts

Zellers .....0

4-6

2

4

R. Forq'r .....0

0-1

1

0

Mears .....4

4-5

3

12

Ted Misstal .....2

5-8

2

9

Stewart .....1

0-0

0

2

Hank Hartman .....1

1-1

4

3

Ray F'q'r .....0

1-1

2

1

Paul Konyha .....5

2-3

3

12

Kowell .....0

0-1

1

0

Totals.....13

17-26

18

43

.654

CREIGHTON

fg

ft-a

pf

pts

Ralph Langer .....3

1-4

3

7

Joe Loisel .....5

2-4

3

12

Bob Salen .....0

0-1

2

0

Dick Nolan .....0

0-1

2

0

Ed Beisser .....4

0-1

4

8

Ward Gibson .....1

2-3

4

4

Gene Lalley .....3

2-3

1

8

Don Knowles .....0

1-2

3

1

Dick de la Vega .....0

1-1

4

1

Barney Burdick .....0

1-1

1

1

Totals.....16

10-21

28

42

.476

**Officials:** John Nucatola and Matty Begovich

**Technical Fouls:** None. **Attendance:** 16,000.

Team

1st

2nd

Total

Creighton

28

14

42

Wash. & Jeff.

19

24

43

### 1977 National Invitation Tournament



**Standing (l-r):** Athletic Trainer Clair Fennell, Manager Camilo Alba, Head Coach Tom Apke, Cornell Smith, Tim McConnell, Rick Apke, Bill Butrym, Bruce Kucera, David Wesely, Assistant Tom Brosnihan, Assistant Mike Caruso. **Sitting (l-r):** Brian Mulvaney, Kevin Kuehl, John C. Johnson, Paul Dinkins, Robert Scrutchens, Jerry Newell, Randy Eccker.

### 21-7 Overall, Independent

Junior forward Rick Apke, brother of head coach Tom Apke, led the Bluejays in scoring at 19.8 points per game, while recording a team-best 57.8 field goal percentage ... in a preview of future Missouri Valley Conference matchups, fellow independent Illinois State dropped Creighton, 65-58, in the first round of the NIT at the Omaha Civic Auditorium.

1977

Illinois State (22-6)

65

Creighton (21-7)

58

National Invitation Tournament

March 8, 1977

Omaha Civic Auditorium

Omaha, Neb.

Defining Moment:

John C. Johnson scored 10 straight points for the Jays during a stretch in the second half to pull CU from a 44-51 deficit to 54-55. However, Rick Apke was whistled for his fifth personal foul with 5:57 remaining, and the Redbirds sunk both ensuing free throws to put ISU on top to stay.

Key Stat:

Jeff Wilkins, Illinois State's 7-foot center, recorded a double-double with 21 points and 12 rebounds. For the Jays, John C. Johnson scored 22 points and added 10 rebounds.

ILLINOIS STATE

fg-a

ft-a

reb

pf

pts

to

Billy Glenn Lewis

.....

6-18

0-0

8

3

12

Del Yarbrough

.....

1-5

2-2

5

4

4

Jeff Wilkins

.....

8-16

5-8

12

1

21

Ronald Jones

.....

2-9

4-4

6

3

8

Derrick Mayes

.....

5-9

3-4

2

2

13

Rick Ferina

.....

0-3

2-2

0

1

2

Joseph Galvin

.....

0-0

1-3

0

0

1

Jeff Widdel

.....

1-1

2-2

4

3

4

Totals

.....

23-61

14-25

37

17

65

22

.377

.560

CREIGHTON

fg-a

ft-a

reb

pf

pts

to

Cornell Smith

.....

0-4

0-2

3

2

0

Robert Scrutchens

.....

4-14

2-2

1

4

10

Rick Apke

.....

3-9

1-1

7

5

7

John C. Johnson

.....

9-18

4-4

10

3

22

Randy Eccker

.....

2-6

0-0

3

3

4

Tim McConnell

.....

3-6

1-2

4

1

7

David Wesely

.....

3-7

2-2

5

3

8

Totals

.....

24-64

10-13

33

21

58

14

.375

.769

Attendance: 6,336.

Team

1st

2nd

Total

Total%

Illinois State

28

37

65

.377

Creighton

32

26

58

.375

## 1984 National Invitation Tournament




*The 1983-84 Bluejays included: Head Coach Willis Reed, Assistant Rick Collura, Assistant Calvin Moses, Assistant Daryl Stovall, Benoit Benjamin (#00, above), Gregory Brandon, Renard Edwards, Kenneth Evans, Karlas Gripado, Dwight Johnson, Clarence Jones, Vernon Moore (#22, above), Reggie Morris, Keith Smith, Gary Swain (#21, above) and Wyville Wood.*

## 17-14 Overall, 8-8 MVC (4th)

After finishing fourth during the 1983-84 MVC regular-season race, the Jays advanced to the MVC Tournament championship game by earning what had been the program's only win against Illinois State in Normal, Ill., until 1999-00's win over the Redbirds ... after dropping a tough 70-68 overtime decision at Tulsa in the Valley Tournament title game, the Bluejays played host to the University of Nebraska in the first round of the NIT, losing 56-54 in front of 9,158 fans at the Omaha Civic Auditorium ... sophomore center Benoit Benjamin earned First Team All-MVC honors by averaging 16.2 points, 9.8 rebounds and 5.2 blocked shots per game, while junior guard Vernon Moore earned Second Team All-MVC honors.

## 1990 National Invitation Tournament



*The 1989-90 Bluejays included: Head Coach Tony Barone, Asst. Dick Fick, Asst. Rick Johnson, Tony Ball, Troy Bell, Duan Cole, Todd Eisner, Chad Gallagher (left), Todd Geyer, Bob Harstad (right), Kevin Johnson, Dave Mohr, Ed Molitor, Porter Moser, Bill O'Dowd, Matt Petty, Devin Plautz, Chris Rodgers, Matt Roggenburk, Steve Scheidegger, Latrell Wrightsell.*

### 21-12 Overall, 9-5 MVC (Tie-2nd)

The 1989-90 Bluejays became the school's first team to finish with consecutive 20-win seasons since 1973-74 (23-7) and 1974-75 (20-7) ... Illinois State played the role of spoiler down the stretch for the Jays, though, by handing Creighton an 83-77 loss in the regular season finale at Redbird Arena, which prevented the Jays from earning at least a share of the Valley's regular season title ... a week later, Illinois State knocked the Jays out of the MVC Tournament with a 69-64 setback in the second round at Redbird Arena ... back in Illinois for the fourth time in five games, Creighton dropped an 89-72 decision at DePaul in the first round of the NIT ... Bob Harstad became the first Bluejay player to be named the league's Most Valuable Player.

1984

Nebraska (18-11)

Creighton (17-14)

54

54

National Invitation Tournament

March 19, 1984

Omaha Civic Auditorium

Omaha, Neb.

Defining Moment:

Creighton star center Benoit Benjamin was charged with a technical foul with 10 seconds left in a tie game.

Key Stat:

Creighton led 54-52 with 1:30 left before Nebraska scored the game's final four points.

NEBRASKA

	fg-a	ft-a	reb	pf	pts	ast	to	blk	stl	min
David Ponce .....	4-7	2-2	1	5	10	5	2	0	0	31
Eric Williams .....	3-8	0-0	2	2	6	1	3	0	0	36
Dave Hoppen .....	11-20	3-3	10	1	25	1	2	0	0	40
Ronnie Smith .....	2-4	0-0	5	4	4	3	1	0	3	31
Stan Cloudy .....	0-3	0-0	2	0	0	0	0	1	0	9
Brian Carr .....	2-7	0-0	0	1	4	5	1	0	0	30
Curtis Moore .....	3-7	1-2	2	0	7	0	0	0	1	17
James Moore .....	0-1	0-0	1	1	0	0	0	0	0	4
John Matzke .....	0-0	0-0	0	0	0	0	0	0	0	2
Team Rebounds .....			4							
Totals .....	25-57	6-7	27	14	56	15	9	1	4	200
	.439	.857								

CREIGHTON

	fg-a	ft-a	reb	pf	pts	ast	to	blk	stl	min
Vernon Moore .....	6-11	2-5	1	2	14	4	2	0	1	40
Gary Swain .....	4-7	2-3	2	2	10	2	3	0	3	37
Benoit Benjamin .....	10-14	3-3	14	3	23	0	2	2	0	37
Gregory Brandon .....	1-6	0-0	6	0	2	1	2	0	0	37
Karlus Grijaldo .....	0-0	0-0	2	1	0	1	1	0	0	17
Kenny Evans .....	2-6	1-2	2	4	5	0	2	1	3	26
Reggie Morris .....	0-0	0-0	0	0	0	1	1	0	0	3
Keith Smith .....	0-0	0-0	1	0	0	0	1	0	0	3
Team Rebounds .....			2							
Totals .....	23-44	8-13	30	12	54	9	14	3	7	200
	.523	.615								

Officials:

Mike Stockner and Berl Steell.

Technical Fouls:

Coach Willis Reed (CU), Benoit Benjamin (CU).

Team	1st	2nd	Total	1stFG%	2ndFG%	Total%	Deadball
Nebraska	28	28	56	.433	.444	.439	1
Creighton	31	23	54	.520	.526	.522	

1

1990

Creighton (21-12)

DePaul (19-14)

89

National Invitation Tournament

March 16, 1990

Alumni Hall

Chicago, Ill.

Defining Moment: DePaul scored 13 straight points at the free throw line midway through the second half to open up a 65-58 advantage; then used four straight dunks to pull away from the Jays.

Key Stats: DePaul outscored Creighton 34 to 15 at the free throw line and had five players score in double figures. For Creighton, Bob Harstad and Chad Gallagher combined for 47 points. Harstad's 27 points left him just five points shy of breaking Bob Portman's single-season scoring record of 738 at CU. DePaul extended its Alumni Hall winning streak to 43 games.

CREIGHTON	fg-a	3fg-a	ft-a	reb	pf	pts	ast	to	blk	stl	min
Porter Moser.....	1-4	1-3	0-0	3	3	3	4	1	0	1	22
Bob Harstad .....	9-17	0-0	9-11	6	4	27	0	1	1	0	31
Chad Gallagher.....	9-20	0-1	2-4	9	4	20	2	3	0	0	33
Duan Cole .....	0-4	0-4	1-2	2	1	1	4	2	1	1	22
Matt Roggenburk.....	1-3	1-3	0-0	0	1	3	2	0	0	0	15
Matt Petty.....	0-4	0-1	0-0	2	1	0	1	0	0	0	2
Ed Molitor.....	0-0	0-0	0-0	0	1	0	0	0	0	0	2
Tony Ball.....	0-2	0-1	2-2	1	5	2	1	0	0	1	10
Latrell Wrightsell.....	0-0	0-0	0-1	0	0	0	2	0	0	2	14
Tony Bell.....	4-5	0-0	1-2	5	5	9	0	0	0	2	28
Bill O'Dowd.....	0-1	0-0	0-0	1	2	0	0	0	0	0	5
Chris Rodgers.....	1-1	0-0	0-0	0	0	2	0	1	0	0	2
Darin Plautz.....	2-5	1-3	0-0	3	0	5	2	1	0	0	14
Team Rebounds.....				2							
Totals.....	27-66	3-16	15-22	34	27	72	18	10	2	7	200
	.409	.188	.682								

DEPAUL	fg-a	3fg-a	ft-a	reb	pf	pts	ast	to	blk	stl	min
Kevin Holland .....	6-8	0-0	5-5	9	4	17	2	1	1	0	33
David Booth .....	2-9	0-0	13-14	7	4	17	4	1	1	0	35
Stephen Howard .....	6-13	0-0	11-11	4	4	23	1	1	1	0	26
Melvion Foster.....	2-4	0-0	3-7	3	2	7	2	1	0	1	27
Terry Davis.....	5-8	1-2	0-0	4	0	11	3	1	0	1	30
Chuckie Murphy.....	3-6	2-4	2-2	2	1	10	9	4	0	2	27
Deryl Cunningham.....	0-1	0-0	0-0	0	0	0	0	0	0	0	1
Bill Heppner.....	0-0	0-0	0-0	0	0	0	0	0	1	0	1
Charles Sowell.....	1-2	0-0	0-0	3	1	2	0	1	1	0	6
James Hanby.....	1-1	0-0	0-1	4	2	2	0	0	0	0	13
Curtis Jackson.....	0-0	0-0	0-0	0	0	0	0	0	0	0	1
Team Rebounds.....				3							
Totals.....	26-52	3-6	34-40	39	18	89	21	10	5	4	200
	.500	.500	.850								

Officials: Rick Hartzell, Ron Foxcroft, Mike DiStola.

Technical Fouls:DePaul bench (1). Attendance: 5,226

Team	1st	2nd	Total	1stFG%	2ndFG%	Total%	Deadball
Creighton	37	35	72	.424	.394	.409	2
DePaul	40	49	89	.500	.500	.500	


3



# NIT Teams



## 1998 National Invitation Tournament




**Standing (l-r):** Justin Haynes, Rodney Buford, Kevin Mungin, Doug Swenson, Joel Templeman, Alan Huss, Donnie Johnson, John Klein, Cliff Bates. **Sitting (l-r):** Matt West, Dan Kolder, Ben Walker, Ryan Sears, Chris Chestnut, Corie Brandon, Jason Ourada.

### 18-10 Overall, 12-6 MVC (2nd)

Picked to finish sixth in the preseason, the Jays used a nine-game winning streak to finish second with a 12-6 mark ... along the way, Creighton became the first MVC team in more than 40 years to sweep a four-game Valley road swing ... junior forward Rodney Buford became the first Creighton player to lead the MVC in scoring at 18.9 ppg ... Buford finished the season with 1,540 career points to become the 20th player in Valley history to have scored at least 1,500 points in his first three seasons ... junior center Doug Swenson earned the MVC's Sixth Man Award, as well as MVC Honorable Mention, All-Bench, All-Defense, All-Newcomer and All-Underrated ... guard Ryan Sears was named the Freshman of the Year and joined Swenson on the Honorable Mention All-MVC and MVC All-Newcomer teams.

1998		Creighton (18-10)		68							
		Marquette (19-10)		80							
National Invitation Tournament											
March 11, 1998		Bradley Center		Milwaukee, Wis.							
<b>Defining Moment:</b> The Jays led by as much as seven in the second half, but a lay-up by Richard Shaw with 4:12 remaining ignited a 17-2 run to close the game for Marquette.											
<b>Key Stat:</b> Marquette utilized a balanced scoring attack that saw four starters score in double digits. For Creighton, Rodney Buford scored 24 points in his hometown of Milwaukee, while Doug Swenson contributed 20 points off the bench.											
CREIGHTON	fg-a	3fg-a	ft-a	reb	pf	pts	ast	to	blk	stl	min
Rodney Buford	8-19	1-6	7-9	4	1	24	4	1	0	1	36
Ryan Mungin	1-5	0-0	3-6	4	3	5	0	3	1	2	26
Joel Templeman	0-2	0-1	0-0	3	4	0	0	2	0	0	22
Ryan Sears	4-7	3-5	0-0	4	1	11	3	1	0	2	35
Ben Walker	1-3	0-0	1-3	6	4	3	1	2	0	1	21
Matt West	0-3	0-3	0-0	0	2	0	0	1	0	0	14
Corie Brandon	1-1	0-0	0-0	2	1	2	3	1	0	0	13
Doug Swenson	6-9	0-1	8-9	2	3	20	1	1	0	0	26
Justin Haynes	1-1	1-1	0-0	1	2	3	0	3	0	0	7
Team Rebounds				3							
Totals	22-50	5-17	19-27	29	21	68	12	15	1	6	200
	.440	.294	.704								
MARQUETTE	fg-a	3fg-a	ft-a	reb	pf	pts	ast	to	blk	stl	min
Mike Bargen	4-8	1-3	3-5	6	4	12	2	1	2	3	31
Richard Shaw	6-11	0-0	0-1	10	3	12	3	1	2	0	31
Jarrod Lovette	6-8	1-1	2-4	7	2	15	1	1	1	0	24
Aaron Hutchins	6-13	2-5	5-6	1	2	19	7	4	0	3	37
Brian Wardle	4-10	1-4	0-0	1	2	9	6	3	0	0	32
John Cliff	0-3	0-1	0-0	0	1	0	0	3	0	1	5
Marcus West	2-3	0-0	3-6	0	1	7	2	1	0	0	15
Abel Joseph	0-0	0-0	0-0	1	1	0	0	0	0	0	6
John Polonowski	0-0	0-0	0-0	0	0	0	0	0	0	0	1
Greg Clausen	1-2	0-0	4-4	8	3	6	0	0	0	0	18
Team Rebounds				5							
Totals	29-58	5-14	17-26	39	19	80	21	14	5	7	200
	.500	.357	.654								
<b>Officials:</b> Dick Honig, Sam Lickliter, Norm Nelson.											
<b>Technical Fouls:</b> None. <b>Attendance:</b> 4,264											
Team	1st	2nd	Total	1stFG%	2ndFG%	Total%	Deadball				
Creighton	36	32	68	.520	.360	.440	1				
Marquette	35	45	80	.448	.552	.500	1				
4											

## 2004 National Invitation Tournament



**Standing (l-r):** Pierce Hibma, Brody Deren, Anthony Tolliver, Joe Dabbert, Jimmy Motz, Mike Grimes, David Finklea. **Sitting (l-r):** Quincy Henderson, Mike Lindeman, Johnny Mathies, Tyler McKinney, Nate Funk, Kellen Miliner.


### 20-9 Overall, 12-6 MVC (Tie-2nd)

Creighton opened the season 12-0, its best start since 1942-43, while returning to the national polls for a second straight season ... Dana Altman earned the collegeinsider.com Jim Phelan Mid-Season Coach Award ... the Bluejays earned their seventh straight postseason appearance by making the NIT ... Creighton drew record crowds in the first year of the \$291 million CenturyLink Center Omaha ... Creighton attracted a then-state-record crowd of 15,561 fans in a December win over Nebraska, then welcomed 13,483 fans back for the NIT rematch for the third-largest NIT crowd in 2004 ... senior center Brody Deren was named First Team All-MVC and earned USBWA All-District accolades ... sophomore guard Nate Funk led the team in scoring and assists ... starting point guard Tyler McKinney missed 21 of Creighton's final 23 games with a vision problem, but the team was 10-0 in games he appeared in ... Joe Dabbert, Brody Deren, Mike Grimes and Michael Lindeman formed the nation's only quartet of fifth-year seniors.

2004		Nebraska (17-12)										71
		Creighton (21-9)										70
National Invitation Tournament First Round												
March 16, 2004		CenturyLink Center Omaha							Omaha, Neb.			
<b>Defining Moment:</b> Nebraska guard Nate Johnson hit a driving lay-up with 12 seconds remaining and Nate Funk's jumper was blocked by Jake Muhleisen as time expired. Creighton led 65-56 with 6:26 remaining but missed its final seven shots from the floor.												
<b>Key Stats:</b> Nebraska outrebounded Creighton 43-25 and Andrew Drevo contributed 20 points and nine rebounds off the bench for NU as the Jays dropped their sixth consecutive game in the NIT, dating back to 1943. Creighton's five-game win streak over the Huskers was snapped.												
NEBRASKA	fg-a	3fg-a	ft-a	reb	pf	pts	ast	to	blk	stl	min	
Brian Conklin	1-3	1-2	0-0	8	3	3	3	1	0	0	30	
John Turek	4-8	0-0	1-4	5	4	9	1	4	0	0	18	
Nate Johnson	3-8	0-2	5-5	6	1	11	3	0	1	1	37	
Marcus Neal	2-4	0-2	2-2	1	1	6	4	3	0	0	24	
Jake Muhleisen	6-12	2-3	3-3	5	2	17	2	2	2	1	37	
Jason Dourisseau	0-0	0-0	0-0	0	1	0	0	2	0	0	3	
Charles Richardson	0-1	0-0	0-0	1	2	0	0	1	0	0	9	
Wes Wilkinson	0-0	0-0	0-0	0	1	0	0	0	0	0	1	
Corey Simms	2-7	0-0	1-2	2	2	5	0	1	0	1	16	
Tony Wilbrand	0-0	0-0	0-0	0	0	0	0	0	0	0	1	
Andrew Drevo	9-16	1-3	1-1	9	4	20	0	1	1	0	24	
Team Rebounds				6								
Totals	27-59	4-12	13-17	43	21	71	13	15	4	3	200	
	.458	.333	.765									
CREIGHTON	fg-a	3fg-a	ft-a	reb	pf	pts	ast	to	blk	stl	min	
Michael Lindeman	0-1	0-0	0-0	2	2	0	5	0	1	0	26	
Mike Grimes	4-8	0-0	1-1	6	3	9	0	2	1	1	28	
Brody Deren	1-5	0-0	1-3	3	3	3	0	1	2	0	19	
Nate Funk	4-10	3-6	2-4	0	1	13	3	2	0	3	34	
Johnny Mathies	5-12	1-3	4-4	5	2	15	2	0	0	4	33	
Kellen Miliner	3-5	2-3	0-0	8	3	0	0	0	0	0	21	
Joe Dabbert	4-10	1-2	7-11	4	3	16	1	1	0	0	21	
Jimmy Motz	2-3	2-3	0-0	1	1	6	1	0	0	0	8	
Quincy Henderson	0-1	0-0	0-0	0	0	0	0	0	1	0	7	
Anthony Tolliver	0-0	0-0	0-0	1	0	0	0	0	0	1	3	
Team Rebounds				3								
Totals	23-55	9-17	15-23	25	18	70	12	6	5	9	200	
	.418	.529	.652									
<b>Officials:</b> Doug Simmons, Chris Rastater, Mark Ayotte.												
<b>Technical Fouls:</b> None. <b>Attendance:</b> 13,483												
Team	1st	2nd	Total	1stFG%	2ndFG%	Total%	Deadball					
Nebraska	36	35	71	.429	.484	.458	3					
Creighton	29	41	70	.400	.433	.418	5					




## 2006 National Invitation Tournament



Standing (l-r): Brice Nengsu, Manny Gakou, Jeffrey Day, Steve Smith, Anthony Tolliver, Dane Watts, Jimmy Motz, Nick Porter. Sitting (l-r): Pierce Hibma, Dominic Bishop, Nate Funk, Johnny Mathies, Dustin Sitzmann, Josh Dotzler.

### 20-10 Overall, 12-6 MVC (Tie-2nd)

Record crowds witnessed Creighton's ninth straight postseason bid ... the Jays averaged an MVC-record 13,901 fans per game, and drew a then-state-record 15,700 fans vs. Fresno State ... Creighton beat Nebraska for a seventh straight year, 70-44 ... Creighton fought through a slew of injuries, including one that ended the year of preseason All-American Nate Funk after six games ... junior Anthony Tolliver was named the MVC's Most Improved Player and joined senior guard Johnny Mathies as a Second Team All-MVC pick ... Mathies became CU's second JUCO player ever to reach 1,000 career points ... guard Josh Dotzler was named to the MVC's All-Freshman Team despite missing the final seven games with a knee injury ... Creighton had 20 games on television, including eight seen regionally or nationally ... other highlights included a win over #25 Northern Iowa and a 19-point comeback to beat Wichita State at the buzzer ... the MVC had a then-record six teams reach the postseason and received national acclaim all year long.



Above: Nate Funk (top left), Johnny Mathies (top right), Jimmy Motz (bottom right), Jeffrey Day (bottom left).

2006	Akron (23-10)	60
	Creighton (20-9)	71
National Invitation Tournament First Round		
March 16, 2006	CenturyLink Center Omaha	Omaha, Neb.

**Defining Moment:** Pierce Hibma hit back-to-back three-pointers to give Creighton a 6-0 lead it would never relinquish.

**Key Stats:** Creighton outrebounded Akron 43-34 while winning its first NIT game since 1942. Creighton extended its MVC record by winning 20 games for the eighth-straight season.

AKRON	fg-a	3fg-a	ft-a	reb	pf	pts	ast	to	blk	stl	min
Quade Milum	0-1	0-1	0-0	1	4	0	0	1	2	0	14
Darryl Peterson	1-6	0-3	4-4	2	4	6	1	1	0	1	22
Romeo Travis	11-17	1-1	2-5	15	1	25	1	1	3	0	36
Cedrick Middleton	2-7	1-5	1-5	6	4	6	1	3	0	1	22
Dru Joyce	0-3	0-3	0-1	1	5	0	9	0	0	1	32
Chad Mraz	0-0	0-0	0-0	0	0	0	0	0	0	0	1
Nick Dials	4-10	3-6	0-0	2	3	11	1	5	0	0	33
Nick Goddard	0-2	0-2	0-0	0	0	0	0	0	0	0	1
Rob Preston	2-10	2-5	0-0	4	1	6	0	0	0	0	25
Nate Linhart	0-2	0-1	0-0	1	4	0	0	0	0	0	8
John Rybak	2-4	2-4	0-0	0	2	6	0	0	0	1	6
Team Rebounds				2							
<b>Totals</b>	<b>22-62</b>	<b>9-31</b>	<b>7-15</b>	<b>34</b>	<b>28</b>	<b>60</b>	<b>13</b>	<b>11</b>	<b>5</b>	<b>4</b>	<b>200</b>
	<b>.355</b>	<b>.290</b>	<b>.467</b>								

CREIGHTON	fg-a	3fg-a	ft-a	reb	pf	pts	ast	to	blk	stl	min
Dane Watts	2-4	0-1	0-2	10	3	4	2	2	0	0	26
Anthony Tolliver	4-5	1-1	9-10	6	3	18	0	2	1	1	30
Nick Porter	2-8	0-1	11-12	8	3	15	3	5	0	1	31
Johnny Mathies	4-9	1-5	2-4	4	4	11	6	3	0	1	37
Pierce Hibma	5-7	4-5	0-2	5	1	1	1	3	0	1	29
Jeffrey Day	0-3	0-0	0-0	4	2	0	1	1	0	0	12
Dominic Bishop	1-1	1-1	0-0	0	1	3	0	1	0	0	3
Dustin Sitzmann	0-0	0-0	0-0	0	0	0	0	0	0	0	1
Manny Gakou	0-1	0-0	0-0	0	0	0	0	0	0	0	1
Brice Nengsu	1-4	1-4	0-1	1	1	3	0	0	0	0	11
Jimmy Motz	1-2	1-2	0-0	2	1	3	3	0	0	0	19
Team Rebounds				3							
<b>Totals</b>	<b>20-44</b>	<b>9-20</b>	<b>22-31</b>	<b>43</b>	<b>19</b>	<b>71</b>	<b>16</b>	<b>17</b>	<b>1</b>	<b>4</b>	<b>200</b>
	<b>.455</b>	<b>.450</b>	<b>.710</b>								

**Officials:** Glenn Mayborg, Bobby McRoy, Dan Nowakowski.

**Technical Fouls:** None. **Attendance:** 10,197.

Team	1st	2nd	Total	1stFG%	2ndFG%	Total%	Deadball
Akron	26	34	60	.391	.333	.355	2
Creighton	40	31	71	.500	.375	.455	2

2006	Miami (Fla.) (18-15)	53
	Creighton (20-10)	52
National Invitation Tournament Second Round		
March 20, 2006	CenturyLink Center Omaha	Omaha, Neb.

**Defining Moment:** Miami's Guillermo Diaz made 1-of-2 free throws with 2.6 seconds left after a controversial blocking call was made on Dane Watts. Creighton's Johnny Mathies was unable to get off a shot amid contact with Diaz as the horn expired.

**Key Stats:** Creighton's 19 first-half points were its fewest in 49 games at CenturyLink Center Omaha, and its 52 points were its fewest at home since 1996. Creighton's previous three postseason losses have been by a combined four points.

MIAMI (FLA.)	fg-a	3fg-a	ft-a	reb	pf	pts	ast	to	blk	stl	min
Anthony King	5-8	0-0	4-4	3	1	14	1	3	1	1	35
Gary Hamilton	1-3	1-1	0-0	6	0	3	1	2	0	0	23
Guillermo Diaz	5-11	1-4	1-2	3	3	12	5	0	0	2	38
Denis Clemente	0-1	0-1	1-2	1	1	1	2	2	0	1	14
Robert Hite	6-13	4-8	0-0	9	1	16	0	1	0	0	37
Jimmy Graham	0-0	0-0	0-0	0	2	0	0	0	0	0	10
Anthony Harris	3-7	0-1	0-0	2	1	6	2	1	0	0	29
Brian Asbury	0-0	0-0	0-0	0	1	0	0	1	0	0	2
Raymond Hicks	0-1	0-0	1-2	2	3	1	1	0	0	0	12
Team Rebounds				4							
<b>Totals</b>	<b>20-44</b>	<b>6-15</b>	<b>7-10</b>	<b>30</b>	<b>13</b>	<b>53</b>	<b>12</b>	<b>11</b>	<b>1</b>	<b>4</b>	<b>200</b>
	<b>.455</b>	<b>.400</b>	<b>.700</b>								

CREIGHTON	fg-a	3fg-a	ft-a	reb	pf	pts	ast	to	blk	stl	min
Dane Watts	1-4	0-2	0-0	1	1	2	1	1	1	0	17
Anthony Tolliver	3-9	0-1	3-3	8	1	9	1	0	2	1	38
Nick Porter	3-8	0-3	2-2	3	1	8	4	3	0	0	30
Johnny Mathies	7-16	4-11	0-1	3	2	18	2	3	0	0	38
Pierce Hibma	0-3	0-3	1-2	3	1	1	2	1	0	0	19
Jeffrey Day	0-1	0-0	0-0	3	2	0	2	0	0	0	18
Dominic Bishop	0-0	0-0	0-0	0	0	0	0	0	0	0	2
Manny Gakou	0-1	0-0	0-0	2	0	0	0	0	0	0	3
Brice Nengsu	1-3	0-1	0-0	2	0	2	2	1	0	0	16
Jimmy Motz	4-6	4-6	0-0	1	1	12	1	0	0	0	19
Team Rebounds				3							
<b>Totals</b>	<b>19-51</b>	<b>8-27</b>	<b>6-8</b>	<b>28</b>	<b>9</b>	<b>52</b>	<b>15</b>	<b>9</b>	<b>3</b>	<b>2</b>	<b>200</b>
	<b>.373</b>	<b>.296</b>	<b>.750</b>								

**Officials:** Eugene Crawford, Lamont Simpson, Ronnie Tyburski.

**Technical Fouls:** None. **Attendance:** 10,018.


Team	1st	2nd	Total	1stFG%	2ndFG%	Total%	Deadball
Miami (Fla.)	29	24	53	.550	.375	.455	2
Creighton	19	33	52	.222	.542	.373	1



## NIT Teams



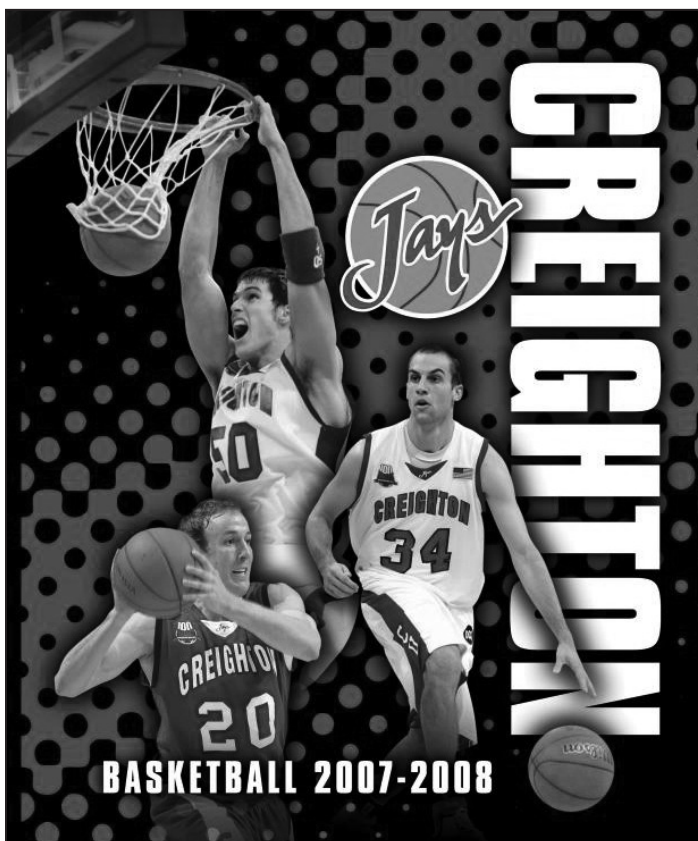
### 2008 National Invitation Tournament



Standing (l-r): Casey Harriman, Kaleb Korver, Kenton Walker, Kenny Lawson Jr., Chad Millard, Dane Watts, Pierce Hibma. Sitting (l-r): Cavel Witter, Josh Dotzler, Aaron Brandt, Nick Bahe, P'Allen Stinnett, Dustin Sitzmann, Booker Woodfox.

### 22-11 Overall, 10-8 MVC (4th)

Creighton had its 10th straight season with 20 or more wins and made its 11th straight postseason appearance as a young team helped a few veterans to another successful season ... Creighton's bench outscored its starters, keyed by scoring binges from newcomers Cavel Witter and Booker Woodfox ... P'Allen Stinnett had 23 points in his debut vs. DePaul en route to earning MVC Newcomer and Freshman of the Year honors ... Creighton opened 9-1, including wins over DePaul, Nebraska, Drexel, Saint Joseph's and UALR ... the regular-season finale saw the Jays defeat Bradley, 111-110 in double-overtime, behind Witter's then-CenturyLink Center Omaha-record 42 points ... Creighton rallied from a 12-point deficit in the final 3:10 to beat Rhode Island in the NIT opener, 74-73, before being eliminated with a loss at Florida ... Stinnett was named Honorable Mention All-MVC and Woodfox was named MVC Sixth Man of the Year.



Creighton seniors Dane Watts (50), Pierce Hibma (20) and Nick Bahe (34) helped the Bluejays to an 11th straight postseason bid.

### 2008 Rhode Island (21-12) 73 Creighton (22-10) 74

#### National Invitation Tournament First Round March 18, 2008 CenturyLink Center Omaha Omaha, Neb.

**Defining Moment:** Cavel Witter's three-pointer with 3.2 seconds left capped a remarkable comeback from 12 points down with 3:10 to play and seven down with 1:31 to go in the NIT first-round game.

**Key Stat:** Creighton's final 41 points came from the newcomer trio of Booker Woodfox, Cavel Witter and P'Allen Stinnett.

RHODE ISLAND	fg-a	3fg-a	ft-a	reb	pf	pts	ast	to	blk	stl	min
Will Daniels.....	4-10	1-2	7-10	3	3	16	0	2	0	1	24
Kahiem Seawright.....	2-5	0-0	2-4	10	2	6	8	2	1	1	38
Jason Francis.....	2-2	0-0	0-1	2	1	4	0	1	0	1	9
Parfait Billee.....	3-8	1-2	0-0	3	3	7	2	3	0	0	37
Jimmy Baron.....	5-15	3-9	0-0	5	0	13	0	1	0	0	32
Marquis Jones.....	2-3	0-0	3-4	2	1	7	1	0	0	1	11
Lamonte Ulmer.....	5-13	0-0	2-2	8	3	12	1	2	3	0	24
Delroy James.....	4-7	0-0	0-2	8	3	8	1	1	0	1	22
Keith Cothran.....	0-0	0-0	0-0	0	1	0	0	0	0	1	3
Team Rebounds.....				2							
<b>Totals.....</b>	<b>27-63</b>	<b>5-13</b>	<b>14-23</b>	<b>43</b>	<b>17</b>	<b>73</b>	<b>13</b>	<b>12</b>	<b>4</b>	<b>6</b>	<b>200</b>
	.429	.385	.609								

CREIGHTON	fg-a	3fg-a	ft-a	reb	pf	pts	ast	to	blk	stl	min
Dane Watts.....	1-4	1-1	2-2	10	3	5	1	2	0	0	24
Kenny Lawson Jr.....	2-7	0-0	1-2	4	3	5	0	1	0	0	18
P'Allen Stinnett.....	9-21	4-9	0-1	8	1	22	1	3	1	3	33
Josh Dotzler.....	1-1	0-0	0-0	0	3	2	5	2	0	2	20
Nick Bahe.....	2-5	1-4	0-0	2	1	5	1	0	0	0	17
Cavel Witter.....	1-8	1-2	7-8	1	3	10	2	2	0	0	21
Chad Millard.....	0-1	0-1	0-0	2	3	0	0	2	0	0	17
Booker Woodfox.....	8-16	4-10	2-2	3	0	22	0	1	0	0	27
Kaleb Korver.....	0-0	0-0	0-0	0	0	0	0	0	0	0	1
Pierce Hibma.....	0-2	0-0	0-0	1	0	0	0	0	0	0	2
Casey Harriman.....	1-3	1-3	0-0	4	1	3	0	0	0	0	16
Kenton Walker.....	0-0	0-0	0-0	0	0	0	0	0	0	0	4
Team Rebounds.....				6							
<b>Totals.....</b>	<b>25-68</b>	<b>12-30</b>	<b>12-15</b>	<b>41</b>	<b>18</b>	<b>74</b>	<b>10</b>	<b>13</b>	<b>1</b>	<b>5</b>	<b>200</b>
	.368	.400	.800								

Officials: Karl Hess, Todd Williams, Peter Juzenas.

Technical Fouls: None. Attendance: 7,948.

Team	1st	2nd	Total	1stFG%	2ndFG%	Total%	Deadball
Rhode Island	45	28	73	.529	.310	.429	5
Creighton	30	44	74	.333	.400	.368	2

### 2008 Creighton (22-11) 54 Florida (23-11) 82

#### National Invitation Tournament Second Round March 21, 2008 O'Connell Center Gainesville, Fla.

**Defining Moment:** Florida closed the first half on a 24-7 run to take a 39-19 halftime lead on the Jays.

**Key Stat:** Nick Calathes had the second triple-double in Florida history, and first ever against Creighton, with 11 points, 13 rebounds and 11 assists.

CREIGHTON	fg-a	3fg-a	ft-a	reb	pf	pts	ast	to	blk	stl	min
Dane Watts.....	3-6	1-3	3-3	6	3	10	0	1	1	0	22
Kenny Lawson Jr.....	1-2	0-0	0-2	1	0	2	0	1	0	0	12
P'Allen Stinnett.....	4-10	1-3	0-0	1	3	9	0	6	0	1	24
Josh Dotzler.....	1-1	0-0	2-3	5	4	4	1	0	1	0	18
Nick Bahe.....	1-2	1-2	0-0	5	1	3	0	5	0	1	16
Cavel Witter.....	6-12	0-2	1-2	2	1	13	2	2	0	2	29
Dustin Sitzmann.....	0-0	0-0	0-0	0	0	0	0	0	0	0	1
Chad Millard.....	0-2	0-1	0-0	1	2	0	0	0	1	0	11
Booker Woodfox.....	2-13	0-5	0-0	1	1	4	1	2	0	0	23
Kaleb Korver.....	1-2	1-2	0-0	0	0	3	0	2	0	0	11
Pierce Hibma.....	0-2	0-2	0-0	3	0	0	0	0	0	0	12
Casey Harriman.....	1-1	0-0	0-0	1	1	2	0	1	0	2	13
Kenton Walker.....	2-2	0-0	0-0	2	3	4	0	1	0	1	7
Aaron Brandt.....	0-0	0-0	0-0	0	0	0	1	0	0	0	1
Team Rebounds.....				4							
<b>Totals.....</b>	<b>22-55</b>	<b>4-20</b>	<b>6-10</b>	<b>32</b>	<b>19</b>	<b>54</b>	<b>5</b>	<b>21</b>	<b>3</b>	<b>7</b>	<b>200</b>
	.400	.200	.600								

FLORIDA	fg-a	3fg-a	ft-a	reb	pf	pts	ast	to	blk	stl	min
Dan Werner.....	2-4	1-3	2-2	2	4	7	0	0	1	0	22
Nick Calathes.....	3-7	1-1	4-5	13	1	11	11	4	0	5	31
Marreese Speights.....	6-8	0-0	2-2	4	2	14	3	2	0	1	19
Jai Lucas.....	4-10	2-3	0-0	2	4	10	2	2	0	0	26
Walter Hodge.....	5-10	2-6	3-4	3	2	15	3	0	0	2	27
Jonathan Mitchell.....	4-7	0-1	0-0	3	0	8	1	2	1	3	17
Adam Allen.....	1-3	1-3	0-0	0	1	3	1	2	0	0	15
Alex Tyus.....	3-6	0-0	0-0	2	0	6	1	0	0	0	17
Chandler Parsons.....	2-5	1-3	1-2	6	1	6	0	0	0	2	24
Hudson Fricke.....	0-0	0-0	2-2	0	1	2	0	0	0	0	2
Team Rebounds.....				2							
<b>Totals.....</b>	<b>30-60</b>	<b>8-20</b>	<b>14-17</b>	<b>37</b>	<b>16</b>	<b>82</b>	<b>22</b>	<b>12</b>	<b>2</b>	<b>13</b>	<b>200</b>
	.500	.400	.824								

Officials: Ray Styons, Chris Beaver, Terry Davis.

Technical Fouls: None. Attendance: 7,595.


Team	1st	2nd	Total	1stFG%	2ndFG%	Total%	Deadball
Creighton	19	35	54	.348	.438	.400	1
Florida	39	43	82	.448	.548	.500	0



## NIT Teams



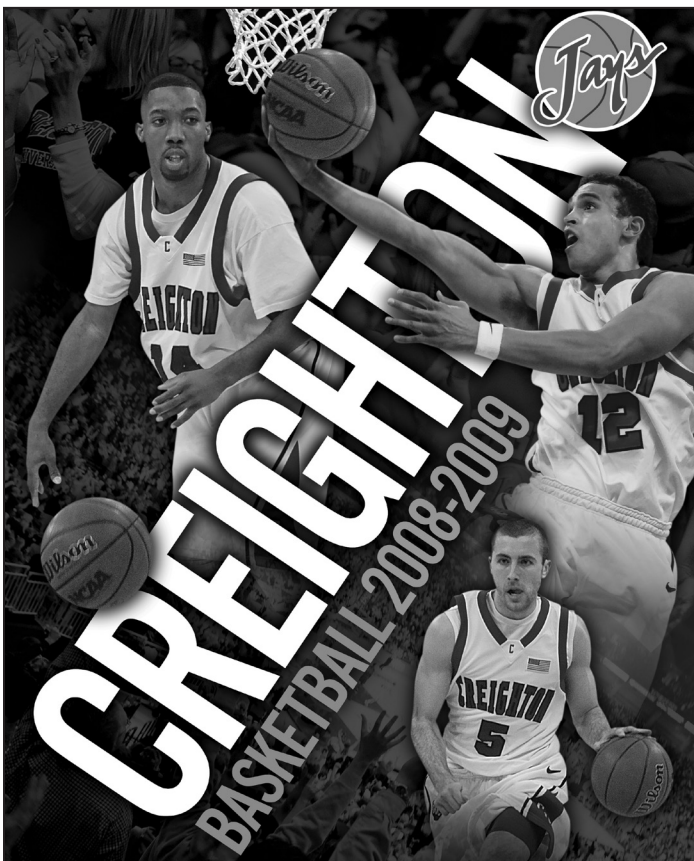
### 2009 National Invitation Tournament



**Standing:** Justin Carter, Kaleb Korver, Kenton Walker, Kenny Lawson Jr., Chad Millard, Matt Dorwart, Derek Sebastian, Casey Harriman. **Sitting:** Dustin Sitzmann, Booker Woodfox, Josh Jones, Antoine Young, Josh Dotzler, Cavel Witter, P'Allen Stinnett.

### 27-8 Overall, 14-4 MVC (Tie-1st)

Creighton claimed a share of its first regular-season MVC title since 2001-02, overcoming a three-game deficit in the final six games to tie Northern Iowa ... Creighton's 27 wins were second-most in school history and helped the team to a 12th straight postseason as well as 11th consecutive 20-win season ... Creighton went 9-0 in December and later had a stretch of 11 straight wins from Jan. 27 to March 6 ... the latter streak was extended to 11 when Booker Woodfox's buzzer-beater stunned Wichita State in the MVC Tournament, 63-62 ... Woodfox would be named Larry Bird MVC Player of the Year and finished second nationally by making 47.6 percent of his three-point attempts ... Woodfox was a First Team All-MVC pick while P'Allen Stinnett was a Second Team choice ... Kenny Lawson Jr. and Josh Dotzler were both named to the MVC's All-Defensive Team ... Creighton set all-time MVC records with 302,676 home fans and 15,930 fans per home game ... the season ended with a tough 65-63 NIT loss against Kentucky.



Booker Woodfox (top left), Josh Dotzler (top right) and Dustin Sitzmann (bottom right) helped lead Creighton to its first MVC regular-season title since 2001-02.

2009	Bowling Green (19-14)	71
	Creighton (27-7)	73
National Invitation Tournament First Round		
March 18, 2009	CenturyLink Center Omaha	Omaha, Neb.

**Defining Moment:** Creighton overcame a first-half 14-point deficit with a strong second half. The Jays took their first lead of the second half with 4:44 left on a Booker Woodfox three-point basket, and the lead for good on a Justin Carter trifecta with 1:46 left. BGSU's Darryl Clements missed a trey as time expired that could have won it.

**Key Stat:** Creighton shot 63.6 percent in the second half while holding Bowling Green to 1-of-8 three-point shooting after intermission.

BOWLING GREEN	fg-a	3fg-a	ft-a	reb	pf	pts	ast	to	blk	stl	min
Nate Miller	10-17	1-4	1-2	3	1	22	2	1	0	1	34
Otis Polk	2-5	0-0	2-4	5	3	6	0	1	1	0	20
Brian Moten	3-9	2-7	4-4	4	0	12	1	0	0	2	35
Darryl Clements	8-18	3-8	0-0	8	3	19	3	5	0	0	34
Joe Jakubowski	0-3	0-2	1-2	5	3	1	3	1	0	0	31
Scott Thomas	3-6	1-2	0-0	4	2	7	2	0	0	0	18
Dee Brown	0-0	0-0	0-0	0	0	0	0	0	0	1	4
Erik Marshall	2-4	0-0	0-0	4	3	4	1	0	0	0	24
Team Rebounds				3					1		
<b>Totals</b>	<b>28-62</b>	<b>7-23</b>	<b>8-12</b>	<b>36</b>	<b>15</b>	<b>71</b>	<b>12</b>	<b>9</b>	<b>1</b>	<b>4</b>	<b>200</b>
	<b>.425</b>	<b>.304</b>	<b>.667</b>								

CREIGHTON	fg-a	3fg-a	ft-a	reb	pf	pts	ast	to	blk	stl	min
Justin Carter	5-10	1-2	3-3	6	1	14	0	1	0	2	23
Kenny Lawson Jr.	4-5	0-0	0-0	5	2	8	0	0	1	1	16
P'Allen Stinnett	5-8	0-3	8-9	2	2	18	6	2	0	1	31
Josh Dotzler	0-0	0-0	0-0	1	1	0	4	0	0	0	17
Booker Woodfox	2-11	2-9	4-5	2	1	10	4	1	0	0	31
Cavel Witter	1-5	0-1	1-2	2	2	3	0	2	0	1	13
Chad Millard	0-0	0-0	0-0	0	0	0	0	0	0	0	5
Kaleb Korver	0-2	0-2	0-0	2	1	0	0	1	0	0	7
Antoine Young	5-6	2-3	0-1	1	0	12	1	1	0	0	22
Casey Harriman	0-3	0-2	0-0	2	0	0	1	0	0	1	16
Kenton Walker	3-4	0-0	2-2	4	2	8	1	0	1	1	19
Team Rebounds				4							
<b>Totals</b>	<b>25-54</b>	<b>5-22</b>	<b>18-22</b>	<b>31</b>	<b>12</b>	<b>73</b>	<b>17</b>	<b>8</b>	<b>2</b>	<b>7</b>	<b>200</b>
	<b>.463</b>	<b>.227</b>	<b>.818</b>								

**Officials:** Paul Faia, Mike Foote, Peter Juzenas.

**Technical Fouls:** None. **Attendance:** 9,577.

Team	1st	2nd	Total	1stFG%	2ndFG%	Total%	Deadball
Bowling Green	39	32	71	.469	.433	.452	2
Creighton	31	42	73	.344	.636	.463	2

2009	Kentucky (22-13)	65
	Creighton (27-8)	63
National Invitation Tournament Second Round		
March 23, 2009	CenturyLink Center Omaha	Omaha, Neb.

**Defining Moment:** Jodie Meeks' three-point play with 10.6 seconds left gave Kentucky its largest lead of the game. A potential game-winning three-pointer by Creighton's Booker Woodfox was off the mark and Meeks grabbed the rebound as time expired.

**Key Stat:** Kentucky's trip to Omaha marked the first visit by an SEC team to Omaha since 1940.

KENTUCKY	fg-a	3fg-a	ft-a	reb	pf	pts	ast	to	blk	stl	min
Ramon Harris	2-5	0-0	5-7	5	2	9	7	3	0	2	33
Michael Porter	3-4	1-2	0-0	1	1	7	1	2	0	1	30
Perry Stevenson	6-11	0-0	1-2	9	3	13	2	3	2	0	38
Jodie Meeks	4-9	1-2	7-7	3	4	16	1	1	0	2	30
Patrick Patterson	5-8	0-0	2-2	7	3	12	2	2	2	0	25
Darius Miller	2-7	1-2	0-1	3	3	5	1	2	1	1	22
Kevin Galloway	0-1	0-0	0-0	0	0	0	1	0	1	0	6
A.J. Stewart	0-1	0-1	0-0	2	0	0	0	0	0	1	3
DeAndre Liggins	1-2	1-1	0-0	0	1	3	1	1	0	0	9
Josh Harrellson	0-3	0-0	0-0	3	1	0	0	0	0	0	4
Team Rebounds				3							
<b>Totals</b>	<b>23-51</b>	<b>4-8</b>	<b>15-19</b>	<b>36</b>	<b>18</b>	<b>65</b>	<b>16</b>	<b>14</b>	<b>6</b>	<b>7</b>	<b>200</b>
	<b>.451</b>	<b>.500</b>	<b>.789</b>								

CREIGHTON	fg-a	3fg-a	ft-a	reb	pf	pts	ast	to	blk	stl	min
Justin Carter	3-8	2-4	0-2	15	2	8	1	1	0	1	27
Kenny Lawson Jr.	5-11	0-0	2-2	5	1	12	1	0	2	2	24
P'Allen Stinnett	4-7	2-4	5-9	3	1	15	1	3	0	0	35
Josh Dotzler	0-1	0-1	0-0	0	5	0	6	1	0	2	16
Booker Woodfox	6-17	3-6	3-4	6	1	18	0	1	0	1	25
Cavel Witter	0-2	0-1	0-0	0	2	0	1	1	0	0	11
Chad Millard	0-0	0-0	0-0	0	0	0	0	0	0	0	3
Kaleb Korver	1-4	1-3	0-0	0	2	3	3	0	1	1	13
Antoine Young	0-5	0-0	0-0	2	1	0	2	3	0	1	21
Casey Harriman	0-1	0-0	0-0	0	3	0	0	2	0	1	9
Kenton Walker	3-3	0-0	1-2	1	1	7	0	0	1	0	16
Team Rebounds				4							
<b>Totals</b>	<b>22-59</b>	<b>8-19</b>	<b>11-19</b>	<b>36</b>	<b>19</b>	<b>63</b>	<b>15</b>	<b>13</b>	<b>4</b>	<b>9</b>	<b>200</b>
	<b>.373</b>	<b>.421</b>	<b>.579</b>								

**Officials:** Bobby Vetkoetter, James "Tim" Gattis, Kevin Mathis.

**Technical Fouls:** None. **Attendance:** 16,984.

Team	1st	2nd	Total	1stFG%	2ndFG%	Total%	Deadball
Kentucky	31	34	65	.407	.500	.451	1
Creighton	33	30	63	.321	.440	.373	4



.929	Nick Porter (13-14) (2g)	2006	22	P'Allen Stinnett (4g)	2008-09		
.923	Anthony Tolliver (12-13) (2g)	2006	18	Booker Woodfox (4g)	2008-09	Turnovers	
.889	Doug Swenson (8-9) (1g)	1998	16	Ralph Langer (4g)	1942-43	14	P'Allen Stinnett (4g) 2008-09
.818	Bob Harstad (9-11) (1g)	1990	16	Johnny Mathies (3g)	2004, 06	8	Nick Porter (2g) 2006
						7	Cavel Witter (4g) 2008-09
						6	Johnny Mathies (3g) 2004, 06
						6	Dane Watts (4g) 2006, 08
Assists			Field Goals Attempted			Steals	
10	Josh Dotzler (2g)	2009	57	Booker Woodfox (4g)	2008-09	5	Johnny Mathies (3g) 2004, 06
8	Johnny Mathies (2g)	2006	46	P'Allen Stinnett (4g)	2008-09	5	P'Allen Stinnett (4g) 2008-09
7	Nick Porter (2g)	2006	37	Johnny Mathies (3g)	2004, 06	4	Casey Harriman (4g) 2008-09
7	P'Allen Stinnett (1g)	2009	27	Cavel Witter (4g)	2008-09	4	Josh Dotzler (4g) 2008-09
6	Josh Dotzler (2g)	2008	25	Kenny Lawson Jr. (4g)	2008-09	3	Gary Swain (1g) 1984
Turnovers			Field Goal Percentage (min. 10 FG Made)			3	Kenny Evans (1g) 1984
9	P'Allen Stinnett (2g)	2008	.714	Benoit Benjamin (10-14) (1g)	1984	3	Nate Funk (1g) 2004
8	Nick Porter (2g)	2006	.480	Kenny Lawson Jr. (12-25) (4g)	2008-09	3	Anthony Tolliver (3g) 2004, 06
6	Johnny Mathies (2g)	2006	.478	P'Allen Stinnett (22-46) (4g)	2008-09	3	Cavel Witter (4g) 2008-09
5	Nick Bahe (2g)	2008	.432	Johnny Mathies (16-37) (3g)	2004, 06	3	Justin Carter (2g) 2008-09
5	P'Allen Stinnett (2g)	2009	.316	Booker Woodfox (18-57) (4g)	2008-09	3	Kenny Lawson Jr. (4g) 2008-09
<b>5 Maurice Watson Jr. (1g)</b>	<b>2016</b>		3-Point Field Goals Made			<b>3 Malik Albert (1g)</b>	<b>2016</b>
<b>5 Ronnie Harrel Jr. (1g)</b>	<b>2016</b>		9	Booker Woodfox (4g)	2008, 09	Blocked Shots	
			7	Jimmy Motz (3g)	2004, 06	3	Anthony Tolliver (3g) 2004, 06
Steals			7	P'Allen Stinnett (4g)	2008-09	3	Kenny Lawson Jr. (4g) 2008-09
4	Johnny Mathies (1g)	2004	6	Johnny Mathies (3g)	2004, 06	<b>3 Geoffrey Groselle (1g)</b>	<b>2016</b>
4	P'Allen Stinnett (2g)	2008	4	Pierce Hibma (4g)	2006, 08	2	Benoit Benjamin (1g) 1984
3	Gary Swain (1g)	1984	3-Point Field Goals Attempted			2	Brody Deren (1g) 2004
3	Kenny Evans (1g)	1984	30	Booker Woodfox (4g)	2008, 09	2	Dane Watts (4g) 2006, 08
3	Nate Funk (1g)	2004	19	Johnny Mathies (3g)	2004, 06	2	Kenton Walker (4g) 2008-09
3	Justin Carter (2g)	2009	19	P'Allen Stinnett (4g)	2008-09	Fouls	
3	Kenny Lawson Jr. (2g)	2009	11	Jimmy Motz (3g)	2004, 06	17	Ed Beisser (4g) 1942-43
<b>3 Khyri Thomas (3g)</b>	<b>2016</b>		10	Pierce Hibma (4g)	2006, 08	13	Josh Dotzler (4g) 2008-09
Blocked Shots			3-Point Field Goal Percentage (min. 4 3FG Made)			11	Joe Loisel (4g) 1942-43
3	Kenny Lawson Jr. (2g)	2009	.636	Jimmy Motz (7-11) (3g)	2004, 06	11	Ralph Langer (4g) 1942-43
<b>3 Geoffrey Groselle (1g)</b>	<b>2016</b>		.400	Pierce Hibma (4-10) (4g)	2006, 08	10	Dane Watts (4g) 2006, 08
2	Benoit Benjamin (1g)	1984	.368	P'Allen Stinnett (7-19) (4g)	2008-09	8	Johnny Mathies (3g) 2004, 06
2	Brody Deren (1g)	2004	.316	Johnny Mathies (6-19) (3g)	2004, 06	Fouled Out	
2	Anthony Tolliver (1g)	2006	.300	Booker Woodfox (9-30) (4g)	2008-09	1	Ed Beisser (4g) 1942-43
2	Kenton Walker (2g)	2009				1	Rick Apke (1g) 1977
			Free Throws Made			1	Tony Bell (1g) 1990
Points			13	Joe Loisel (4g)	1942-43	1	Josh Dotzler (4g) 2008-09
64	P'Allen Stinnett (4g)	2008-09	13	Nick Porter (2g)	2006	Games Played	
54	Booker Woodfox (4g)	2008-09	13	P'Allen Stinnett (4g)	2008-09	4	Ed Beisser (4g) 1942-43
49	Ed Beisser (4g)	1942-43	12	Anthony Tolliver (3g)	2004, 06	4	Joe Loisel (4g) 1942-43
44	Johnny Mathies (3g)	2004, 06	9	Bob Harstad (1g)	1990	4	Ralph Langer (4g) 1942-43
43	Joe Loisel (4g)	1942-43	9	Cavel Witter (4g)	2008-09	4	Dick Langer (4g) 1942-43
Points Per Game (min. 2 games)			9	Booker Woodfox (4g)	2008-09	4	Pierce Hibma (4g) 2006, 08
16.0	P'Allen Stinnett (4g)	2008-09	Free Throws Attempted			4	Dane Watts (4g) 2006, 08
14.7	Johnny Mathies (3g)	2004, 06	19	P'Allen Stinnett (4g)	2008-09	4	Josh Dotzler (4g) 2008-09
13.5	Booker Woodfox (4g)	2008-09	15	Joe Loisel (4g)	1942-43	4	Chad Millard (4g) 2008-09
12.3	Ed Beisser (4g)	1942-43	14	Ralph Langer (4g)	1942-43	4	Kenny Lawson Jr. (4g) 2008-09
11.5	Nick Porter (2g)	2006	14	Nick Porter (2g)	2006	4	Cavel Witter (4g) 2008-09
Rebounds			13	Anthony Tolliver (2g)	2004, 06	4	P'Allen Stinnett (4g) 2008-09
27	Dane Watts (4g)	2006, 08	Free Throw Percentage (min. 8 FT Made)			4	Booker Woodfox (4g) 2008-09
21	Justin Carter (2g)	2009	.929	Nick Porter (13-14) (2g)	2006	4	Kaleb Korver (4g) 2008-09
15	Anthony Tolliver (3g)	2004, 06	.923	Anthony Tolliver (12-13) (2g)	2006	4	Casey Harriman (4g) 2008-09
15	Kenny Lawson Jr. (4g)	2008-09	.889	Doug Swenson (8-9) (1g)	1998	4	Kenton Walker (4g) 2008-09
14	Benoit Benjamin (1g)	1984	.867	Joe Loisel (13-15) (4g)	1942-43	Games Started	
14	P'Allen Stinnett (4g)	2008-09	.818	Bob Harstad (9-11) (1g)	1990	4	Dane Watts (4g) 2006, 08
Rebounds Per Game (min. 2 games)			.818	Booker Woodfox (9-11) (4g)	2008-09	4	P'Allen Stinnett (4g) 2008-09
10.5	Justin Carter (2g)	2009	Assists			4	Josh Dotzler (4g) 2008-09
6.8	Dane Watts (4g)	2006, 08	16	Josh Dotzler (4g)	2008-09	4	Kenny Lawson Jr. (4g) 2008-09
5.5	Nick Porter (2g)	2006	10	Johnny Mathies (3g)	2004, 06	3	Johnny Mathies (3g) 2004, 06
5.0	Anthony Tolliver (3g)	2004, 06	8	P'Allen Stinnett (4g)	2008-09	Different Years Played	
4.5	P'Allen Stinnett (2g)	2008	7	Nick Porter (2g)	2006	2	Ralph Langer 1942, 43
Field Goals Made			5	Michael Lindeman (1g)	2004	2	Joe Loisel 1942, 43
23	Ed Beisser (4g)	1942-43	5	Jimmy Motz (3g)	2004, 06		
			5	Booker Woodfox (4g)	2008-09		

2	Dick Nolan	1942, 43	.455	vs. Akron (20-44)	3/16/06	3	vs. Miami	3/20/06
2	Ed Beisser	1942, 43	.440	at Marquette (22-50)	3/11/98	3	at Florida	3/21/08
2	Barney Burdick	1942, 43						
2	Johnny Mathies	2004, 06		3-Point Field Goals Made				
2	Anthony Tolliver	2004, 06	12	vs. Rhode Island	3/18/08			
2	Jimmy Motz	2004, 06	9	vs. Nebraska	3/16/04	Points		
2	Pierce Hibma	2006, 08	9	vs. Akron	3/16/06	143	1942	3 games
2	Dane Watts	2006, 08	8	vs. Miami	3/20/06	136	2009	2 games
2	Dustin Sitzmann	2006, 08	8	vs. Kentucky	3/23/09	128	2008	2 games
2	Cavel Witter	2008-09				123	2006	2 games
2	P'Allen Stinnett	2008-09		3-Point Field Goals Attempted				
2	Josh Dotzler	2008-09	30	vs. Rhode Island	3/18/08	Points Per Game (min. 2 games)		
2	Chad Millard	2008-09	27	vs. Miami	3/20/06	68.0	2009	2 games
2	Booker Woodfox	2008-09	22	vs. Bowling Green	3/18/09	64.0	2008	2 games
2	Kaleb Korver	2008-09	20	vs. Akron	3/16/06	61.5	2008	2 games
2	Kenny Lawson Jr.	2008-09	20	at Florida	3/21/08	47.7	1942	3 games
2	Casey Harriman	2008-09						
2	Kenton Walker	2008-09		3-Point Field Goal Percentage		Rebounds		
			.529	vs. Nebraska (9-17)	3/16/04	73	2008	2 games
			.450	vs. Akron (9-20)	3/16/06	71	2006	2 games
Wins Played In			.421	vs. Kentucky (8-19)	3/23/09	67	2009	2 games
2	Ralph Langer	1942	.400	vs. Rhode Island (12-30)	3/18/08	<b>45</b>	<b>2016</b>	<b>1 game</b>
2	Joe Loisel	1942	<b>.357</b>	<b>vs. Alabama (5-14)</b>	<b>3/15/16</b>	34	1990	1 game
2	Don Shearn	1942				33	1977	1 game
2	Ed Beisser	1942						
2	Barney Burdick	1942		Free Throws Made		Rebounds Per Game (min. 2 games)		
2	Dick Nolan	1942	22	vs. Akron	3/16/06	36.5	2008	2 games
2	Gene Haldeman	1942	19	at Marquette	3/11/98	35.5	2006	2 games
2	Dane Watts	2006, 08	18	vs. Bowling Green	3/18/09	33.5	2009	2 games
2	Pierce Hibma	2006, 08	15	at DePaul	3/16/90			
2	Cavel Witter	2008-09	15	vs. Nebraska	3/16/04	Field Goals Made		
2	P'Allen Stinnett	2008-09				59	1942	3 games
2	Josh Dotzler	2008-09		Free Throws Attempted		47	2008	2 games
2	Chad Millard	2008-09	31	vs. Akron	3/16/06	47	2009	2 games
2	Booker Woodfox	2008-09	27	at Marquette	3/11/98	39	2006	2 games
2	Kaleb Korver	2008-09	23	vs. Nebraska	3/16/04	<b>29</b>	<b>2016</b>	<b>1 game</b>
2	Kenny Lawson Jr.	2008-09	22	at DePaul	3/16/90			
2	Casey Harriman	2008-09	22	vs. Bowling Green	3/18/09	Field Goals Attempted		
2	Kenton Walker	2008-09				123	2008	2 games
				Free Throw Percentage		113	2009	2 games
			.818	vs. Bowling Green (18-22)	3/18/09	95	2006	2 games
			.800	vs. Rhode Island (12-15)	3/18/08	66	1990	1 game
Points			.769	vs. Illinois State (10-13)	3/8/77	64	1977	1 game
74	vs. Rhode Island	3/18/08	.750	vs. Miami (6-8)	3/20/06			
73	vs. Bowling Green	3/18/09	<b>.750</b>	<b>vs. Alabama (9-12)</b>	<b>3/15/16</b>	Field Goal Percentage		
72	at DePaul	3/16/90				.523	1984 (23-44)	1 game
<b>72</b>	<b>vs. Alabama</b>	<b>3/15/16</b>				<b>.483</b>	<b>2016 (29-60)</b>	<b>1 game</b>
71	vs. Akron	3/16/06		Assists		.440	1998 (22-50)	1 game
			18	at DePaul	3/16/90	.418	2004 (23-55)	1 game
			17	vs. Bowling Green	3/18/09	.416	2009 (47-113)	2 games
Rebounds			16	vs. Akron	3/16/06	.411	2006 (39-95)	2 games
<b>45</b>	<b>vs. Alabama</b>	<b>3/15/16</b>	15	vs. Miami	3/20/06			
43	vs. Akron	3/16/06	15	vs. Kentucky	3/23/09			
41	vs. Rhode Island	3/18/08						
36	vs. Kentucky	3/23/09		Turnovers		3		
34	at DePaul	3/16/90						
			21	at Florida	3/21/08	17	2006	2 games
			17	vs. Akron	3/16/06	16	2008	2 games
Field Goals Made			15	at Marquette	3/11/98	13	2009	2 games
<b>29</b>	<b>vs. Alabama</b>	<b>3/15/16</b>	14	vs. Illinois State	3/8/77	9	2004	1 game
27	at DePaul	3/16/90	14	vs. Nebraska	3/15/84	5	1998	1 game
26	vs. West Texas State	3/16/42	<b>14</b>	<b>vs. Alabama</b>	<b>3/15/16</b>	<b>5</b>	<b>2016</b>	<b>1 game</b>
25	vs. Rhode Island	3/18/08						
25	vs. Bowling Green	3/18/09						
				Steals		3-Point Field Goals Attempted		
			9	vs. Nebraska	3/16/04	50	2008	2 games
Field Goals Attempted			9	vs. Kentucky	3/23/09	47	2006	2 games
68	vs. Rhode Island	3/18/08	7	vs. Nebraska	3/15/84	41	2009	2 games
66	at DePaul	3/16/90	7	at DePaul	3/16/90	17	1998	1 game
64	vs. Illinois State	3/8/77	7	at Florida	3/21/08	17	2004	1 game
<b>60</b>	<b>vs. Alabama</b>	<b>3/15/16</b>	7	vs. Bowling Green	3/18/09			
59	vs. Kentucky	3/23/09				3-Point Field Goal Percentage		
						.529	2004 (9-17)	1 game
				Blocked Shots		.362	2006 (17-47)	2 games
Field Goal Percentage			5	vs. Nebraska	3/16/04	<b>.357</b>	<b>2016 (5-14)</b>	<b>1 game</b>
.523	vs. Nebraska (23-44)	3/15/84	<b>5</b>	<b>vs. Alabama</b>	<b>3/15/16</b>	.320	2008 (16-50)	2 games
<b>.483</b>	<b>vs. Alabama (29-60)</b>	<b>3/15/16</b>	4	vs. Kentucky	3/23/09	.317	2009 (13-41)	2 games
.463	vs. Bowling Green (25-54)	3/18/09	3	vs. Nebraska	3/15/84			

.294 1998 (5-17) 1 game

Free Throws Made

29 2009 2 games  
28 2006 2 games  
23 1942 3 games  
19 1998 1 game  
18 2008 2 games

Free Throws Attempted

41 2009 2 games  
39 2006 2 games  
36 1942 3 games  
27 1998 1 game  
25 2008 2 games  
23 2004 1 game

Free Throw Percentage

.769 1977 (10-13) 1 game  
**.750 2016 (9-12) 1 game**  
.720 2008 (18-25) 2 games  
.718 2006 (28-39) 2 games  
.707 2009 (29-41) 2 games  
.704 1998 (19-27) 1 game

Assists

32 2009 2 games  
31 2006 2 games  
18 1990 1 game  
15 2008 2 games  
12 1998 1 game  
12 2004 1 game  
**12 2016 1 game**

Turnovers

34 2008 2 games  
26 2006 2 games  
21 2009 2 games  
15 1998 1 game  
14 1977 1 game  
14 1984 1 game  
**14 2016 1 game**

Steals

16 2009 2 games  
12 2008 2 games  
9 2004 1 game  
7 1984 1 game  
7 1990 1 game

Blocked Shots

6 2009 2 games  
5 2004 1 game  
**5 2016 1 game**  
4 2008 2 games  
4 2006 2 games



# CenturyLink Center Omaha Single-Season Records



## Games Played

Rk.	Name, Year	Games
1.	Doug McDermott, 2010-11	22
	Antoine Young, 2010-11	22
	Kenny Lawson Jr., 2010-11	22
	Jahenns Manigat, 2010-11	22
	Darryl Ashford, 2010-11	22
	Josh Jones, 2010-11	22
	Kaleb Korver, 2010-11	22
	Wayne Runnels, 2010-11	22

## Games Started

Rk.	Name, Year	Starts (Games)
1.	Doug McDermott, 2010-11	22 (22)
	Antoine Young, 2010-11	22 (22)
	Kaleb Korver, 2010-11	22 (22)
4.	Booker Woodfox, 2008-09	19 (19)
	Justin Carter, 2008-09	19 (19)
	Kenny Lawson Jr., 2008-09	19 (19)
	Josh Dotzler, 2008-09	19 (19)

## Minutes

Rk.	Name, Year	Minutes (Games)
1.	Antoine Young, 2010-11	757 (22)
2.	Doug McDermott, 2010-11	628 (22)
3.	Kaleb Korver, 2010-11	589 (22)
4.	Johnny Mathies, 2005-06	582 (17)
5.	Austin Chatman, 2014-15	540 (17)

## Minutes Per Game (min. 10 games played)

Rk.	Name, Year	Minutes Per Game
1.	Nate Funk, 2006-07	34.6
2.	Antoine Young, 2010-11	34.4
3.	Johnny Mathies, 2005-06	34.2
4.	Doug McDermott, 2013-14	32.9
5.	Tyler McKinney, 2005-06	32.1

## Points

Rk.	Name, Year	Points (Games)
1.	Doug McDermott, 2013-14	472 (16)
2.	Doug McDermott, 2012-13	387 (17)
3.	Doug McDermott, 2010-11	360 (22)
4.	Doug McDermott, 2011-12	354 (16)
5.	Booker Woodfox, 2008-09	297 (19)
6.	Nate Funk, 2004-05	286 (15)
7.	P'Allen Stinnett, 2008-09	278 (19)
8.	Antoine Young, 2010-11	265 (22)
9.	Johnny Mathies, 2005-06	260 (17)
10.	<b>Maurice Watson Jr., 2015-16</b>	<b>258 (18)</b>

## Points Per Game (min. 10 games played)

Rk.	Name, Year	Points Per Game
1.	Doug McDermott, 2013-14	29.5
2.	Doug McDermott, 2012-13	22.8
3.	Doug McDermott, 2011-12	22.1
4.	Nate Funk, 2004-05	19.1
5.	Doug McDermott, 2010-11	16.4

## Field Goals Made

Rk.	Name, Year	FG Made (Games)
1.	Doug McDermott, 2013-14	161 (16)
2.	Doug McDermott, 2011-12	138 (16)
3.	Doug McDermott, 2010-11	134 (22)
4.	Doug McDermott, 2012-13	130 (17)
5.	Nate Funk, 2004-05	104 (15)

## Field Goals Attempted

Rk.	Name, Year	FG Attempted (Games)
1.	Doug McDermott, 2013-14	299 (16)
2.	Doug McDermott, 2010-11	242 (22)
3.	Doug McDermott, 2011-12	232 (16)
4.	Doug McDermott, 2012-13	226 (17)
5.	Antoine Young, 2010-11	218 (22)

## Field Goal Percentage (min. 3 FG Made/Game)

Rk.	Name, Year	FG% (FG-FGA)
1.	<b>Geoffrey Groselle, 2015-16</b>	<b>.718 (74-103)</b>
2.	Gregory Echenique, 2012-13	.683 (69-101)
3.	Gregory Echenique, 2010-11	.632 (55-87)
4.	Gregory Echenique, 2011-12	.622 (51-82)
5.	Kenny Lawson Jr., 2007-08	.604 (55-91)

## 3-Point Field Goals Made

Rk.	Name, Year	3FG Made (Games)
1.	Booker Woodfox, 2008-09	52 (19)
2.	Doug McDermott, 2013-14	48 (16)
3.	Ethan Wragge, 2013-14	45 (16)
4.	<b>Isaiah Zierden, 2015-16</b>	<b>42 (18)</b>
5.	Ethan Wragge, 2012-13	40 (17)

## 3-Point Field Goals Attempted

Rk.	Name, Year	3FG Attempted (Games)
1.	Booker Woodfox, 2008-09	106 (19)
	Doug McDermott, 2013-14	106 (16)
3.	<b>Isaiah Zierden, 2015-16</b>	<b>103 (17)</b>
4.	Ethan Wragge, 2013-14	89 (16)
5.	Johnny Mathies, 2005-06	88 (17)

## 3-Point Field Goal Percentage (min. 1 3FG Made/Game)

Rk.	Name, Year	3FG% (3FG-3FGA)
1.	Austin Chatman, 2012-13	.559 (19-34)
2.	Jimmy Motz, 2004-05	.509 (29-57)
3.	Ethan Wragge, 2013-14	.506 (45-89)
4.	Nate Funk, 2004-05	.500 (33-66)
	Josh Jones, 2011-12	.500 (26-52)
	Doug McDermott, 2012-13	.500 (39-78)

## Free Throws Made

Rk.	Name, Year	FT Made (Games)
1.	Doug McDermott, 2013-14	102 (16)
2.	Doug McDermott, 2012-13	88 (17)
3.	Anthony Tolliver, 2005-06	80 (17)
4.	P'Allen Stinnett, 2008-09	76 (19)
5.	Antoine Young, 2011-12	70 (16)

## Free Throws Attempted

Rk.	Name, Year	FT Attempted (Games)
1.	Doug McDermott, 2013-14	118 (16)
2.	P'Allen Stinnett, 2008-09	105 (19)
3.	Anthony Tolliver, 2005-06	102 (17)
4.	Doug McDermott, 2012-13	98 (17)
5.	Johnny Mathies, 2005-06	93 (17)

## Free Throw Percentage (min. 2.5 FT Made/Game)

Rk.	Name, Year	FT% (FT-FTA)
1.	Nate Funk, 2006-07	.919 (57-62)
2.	Doug McDermott, 2012-13	.898 (88-98)
3.	Cavel Witter, 2009-10	.896 (43-48)
4.	Doug McDermott, 2013-14	.864 (102-118)
5.	Kenny Lawson Jr. 2009-10	.861 (62-72)

## Rebounds

Rk.	Name, Year	Rebounds (Games)
1.	Doug McDermott, 2010-11	158 (22)
2.	Kenny Lawson Jr., 2010-11	131 (22)
3.	Doug McDermott, 2011-12	130 (16)
4.	Dane Watts, 2007-08	124 (18)
	Doug McDermott, 2012-13	124 (17)
6.	Doug McDermott, 2013-14	122 (16)
7.	<b>Gregory Echenique (2011-14)</b>	<b>(116 (18))</b>
8.	Anthony Tolliver, 2005-06	112 (17)
9.	Gregory Echenique, 2011-12	111 (16)
10.	Justin Carter, 2008-09	110 (19)

## Rebounds Per Game (min. 10 games played)

Rk.	Name, Year	Rebounds Per Game
1.	Doug McDermott, 2011-12	8.1
2.	Doug McDermott, 2013-14	7.6
3.	Doug McDermott, 2012-13	7.3
4.	Doug McDermott, 2010-11	7.2
5.	Kenny Lawson Jr., 2009-10	7.0

## Offensive Rebounds

Rk.	Name, Year	Off. Reb. (Games)
1.	Doug McDermott, 2010-11	52 (22)
2.	Doug McDermott, 2011-12	46 (16)
3.	Dane Watts, 2007-08	45 (18)
4.	Anthony Tolliver, 2005-06	40 (17)
	<b>Geoffrey Groselle, 2015-16</b>	<b>40 (18)</b>

## Defensive Rebounds

Rk.	Name, Year	Def. Reb. (Games)
1.	Doug McDermott, 2010-11	106 (22)
2.	Doug McDermott, 2012-13	96 (17)
3.	Kenny Lawson Jr., 2010-11	94 (22)
4.	Doug McDermott, 2013-14	93 (16)
5.	Doug McDermott, 2011-12	84 (16)

## Fouls

Rk.	Name, Year	Fouls (Games)
1.	<b>Zach Hanson, 2015-16</b>	<b>51 (3)</b>
2.	P'Allen Stinnett, 2007-08	47 (18)
3.	<b>Geoffrey Groselle, 2015-16</b>	<b>46 (17)</b>
4.	Anthony Tolliver, 2005-06	44 (17)
	Johnny Mathies, 2004-05	44 (16)

## Foul Out Disqualifications

Rk.	Name, Year	Foul Out DQ's
1.	Anthony Tolliver, 2006-07	3
	<b>Zach Hanson, 2015-16</b>	<b>3</b>
3.	Anthony Tolliver, 2004-05	2
	Johnny Mathies, 2004-05	2
	Tyler McKinney, 2004-05	2
	P'Allen Stinnett, 2007-08	2
	Dane Watts, 2007-08	2
	Josh Dotzler, 2008-09	2

## Assists

Rk.	Name, Year	Assists (Games)
1.	Antoine Young, 2010-11	113 (22)
2.	<b>Maurice Watson Jr., 2015-16</b>	<b>105 (17)</b>
3.	Austin Chatman, 2012-13	96 (17)
4.	Grant Gibbs, 2012-13	91 (17)
5.	Tyler McKinney, 2004-05	83 (16)
	Grant Gibbs, 2011-12	83 (16)

## Turnovers

Rk.	Name, Year	Turnovers (Games)
1.	<b>Maurice Watson Jr., 2015-16</b>	<b>45 (17)</b>
2.	Doug McDermott, 2010-11	44 (22)
3.	Johnny Mathies, 2005-06	41 (17)
	Doug McDermott, 2012-13	41 (17)
5.	P'Allen Stinnett, 2007-08	40 (18)

## Blocked Shots

Rk.	Name, Year	Blocks (Games)
1.	Anthony Tolliver, 2005-06	31 (17)
2.	Kenny Lawson Jr., 2008-09	30 (19)
	Gregory Echenique, 2011-12	30 (16)
4.	Anthony Tolliver, 2004-05	29 (16)
5.	A. Tolliver ('06-07); K. Walker ('08-09)	27 (14/18)

## Steals

Rk.	Name, Year	Steals (Games)
1.	Josh Dotzler, 2008-09	43 (19)
2.	Johnny Mathies, 2005-06	39 (17)
3.	Josh Dotzler, 2007-08	37 (18)
4.	Johnny Mathies, 2004-05	34 (16)
5.	P'Allen Stinnett, 2007-08	31 (18)

*Bold italics indicates totals from 2015-16*



# Single-Game Highs




## Points Scored

Pts.	Name, Opponent	Date
51	Bob Portman vs. UW-Milwaukee	12/16/67
47	Eddie Cole at Morningside	11/29/54
46	Bob Portman vs. Weber State	12/23/68
45	Tim Powers at Idaho State	01/29/66
	Benoit Benjamin vs. Indiana State	01/19/85
	Doug McDermott vs. Providence	03/08/14
44	Doug McDermott at Bradley	01/07/12
43	Bob Portman at Kansas State	02/12/68
	Benoit Benjamin vs. Southern Illinois	01/17/85
42	Bob Portman vs. LaSalle	01/30/68
	Cavel Witter vs. Bradley	03/01/08
41	Doug McDermott vs. Wichita State	03/02/13
40	Chad Gallagher vs. Wichita State	02/17/90
	Rodney Buford vs. Bradley	12/30/98
39	Bob Portman vs. Oklahoma City	01/13/68
	Doug McDermott at Missouri State	01/11/13
	Doug McDermott vs. St. John's	01/28/14
	Doug McDermott vs. Villanova	02/16/14

## Field Goals Made

FG	Name, Opponent	Date
19	Bob Portman vs. Weber State	12/23/68
	Bob Portman vs. LaSalle	01/30/68
	Wally Anderzunas vs. Weber State	01/23/69
18	Eddie Cole at Morningside	11/29/54
	Benoit Benjamin vs. Southern Illinois	01/17/85
	Benoit Benjamin vs. Indiana State	01/19/85
	Doug McDermott at Bradley	01/07/12
17	Paul Silas vs. Notre Dame	01/11/64
	Tim Powers at Idaho State	01/29/66
	Bob Portman vs. Houston	02/13/67
	Doug McDermott vs. Providence	03/08/14



**Wally Anderzunas tied a school record with 19 field goals in one game on Jan. 23, 1969 vs. Weber State.**

## Field Goal Attempts

FGA	Name, Opponent	Date
41	Bob Portman vs. LaSalle	01/30/68
37	Bob Portman at Kansas State	02/12/68
	Bob Portman at Miami (Fla.)	02/24/68
36	Bob Portman vs. Arizona State	12/07/67
	Bob Portman at Oklahoma City	02/08/68
35	Bob Portman vs. UW-Milwaukee	12/16/67
34	Bob Portman vs. Oklahoma City	01/13/68
33	Bob Portman vs. Wichita State	11/30/68
	Bob Portman vs. Portland	02/08/69
	Bob Portman vs. St. Bonaventure	03/05/69

## Field Goal Percentage

(Minimum Nine Attempts)		
Pct.	Name (FG-FGA), Opponent	Date
1.000	Bob Harstad (13-13) vs. UTSA	11/30/90
	Anthony Tolliver (11-11) vs. Illinois St.	01/01/07
	Vernon Moore (9-9) vs. Neb.-Kearney	11/24/85
.932	Benoit Benjamin (12-13) at Tulsa	03/10/84
.916	Jim Honz (11-12) at S. Illinois	01/25/79
	Greg Brandon (11-12) vs. W. Texas A&M	01/21/84
.909	Bob Harstad (10-11) vs. Siena	01/30/90
.900	Vernon Moore (9-10) vs. Bradley	01/02/85
	<b>Khyri Thomas (9-10) at Loyola (Ill.)</b>	<b>12/05/15</b>
	<b>Geoffrey Groselle (9-10) at St. John's</b>	<b>12/31/15</b>

## 3-pt Field Goals

3FG	Name, Opponent	Date
9	Kyle Korver vs. Evansville	01/15/03
	Ethan Wragge at Villanova	01/20/14
8	Tad Ackerman at Drake	01/23/95
	Kyle Korver at Xavier	12/31/02
	Terrell Taylor vs. Florida	03/15/02
	<b>Isaiah Zierden at DePaul</b>	<b>01/17/16</b>
7	Gary Swain vs. Nebraska-Omaha	12/11/86
	Ryan Sears vs. Wyoming	12/06/97
	Kyle Korver vs. Notre Dame	11/26/02
	Kyle Korver vs. Fresno State	02/22/03
	Nate Funk at Nebraska	11/18/06
	Booker Woodfox at Saint Joseph's	12/06/08
	Ethan Wragge at Saint Joseph's	11/16/13
	Doug McDermott vs. DePaul	03/13/14
	<b>Cole Huff vs. Seton Hall</b>	<b>03/10/16</b>

## 3-pt FG Attempts

FGA	Name, Opponent	Date
15	Terrell Taylor vs. Florida	03/15/02
	Kyle Korver vs. Fresno State	02/22/03
14	Kyle Korver vs. BYU	12/07/02
	Kyle Korver at Nebraska	12/21/02
	Kyle Korver vs. Evansville	01/15/03
	Ethan Wragge at Villanova	01/20/14
13	Tad Ackerman at Drake	01/23/95
	Tad Ackerman vs. Southern Illinois	02/27/95
	Edward St. Fleur vs. Missouri State	03/02/96
	Kyle Korver at Nebraska	01/02/01
	Kyle Korver vs. Iowa	03/15/01
	Kyle Korver at Xavier	12/31/02

## Free Throws Made

FT	Name, Opponent	Date
19	Bob Portman vs. UW-Milwaukee	12/16/67
17	Bob Harstad vs. Morgan State	12/22/89
15	Bob Harstad vs. Cleveland State	12/06/89
	Bob Harstad at Southern Illinois	02/10/90
	Nate Funk vs. Dayton	11/26/05
14	Paul Silas vs. St. Mary's (CA)	12/20/62
	Vernon Moore vs. Regis	12/14/84
	Bob Harstad vs. Nebraska	12/14/89
	Bob Harstad vs. Southern Illinois	02/23/91
	Jerry Vanderheydt vs. Florida A&M	12/22/93

## Free Throw Attempts

FTA	Name, Opponent	Date
23	Bob Portman vs. UW-Milwaukee	12/16/67
22	Paul Silas vs. St. Mary's (CA)	12/20/62
20	Bob Harstad vs. Morgan State	12/22/89
19	Bob Harstad vs. Cleveland State	12/06/89
18	Vernon Moore vs. Regis	12/14/84
	Kenny Evans vs. Southern Illinois	02/21/87
	Jerry Vanderheydt vs. Florida A&M	12/22/93
	Nate Funk vs. Dayton	11/26/05
16	Paul Silas vs. UCLA	12/20/61
	Paul Silas vs. Marquette	03/06/63
	Benoit Benjamin at Iowa State	12/01/84
	Bob Harstad at Southern Illinois	02/10/90
	Bob Harstad vs. Southern Illinois	02/23/91
	Doug McDermott vs. Seton Hall	02/23/14

## Free Throw Percentage

(Minimum 11 Attempts)		
Pct.	Name (FTM-FTA), Opponent	Date
1.000	Doug Brookins (16-16) vs. S. Illinois	12/16/74
	Mike Caruso (14-14) vs. LaSalle	01/21/70
	Bob Portman (13-13) vs. Okla. City	01/13/68
	Doug McDermott (13-13) vs. UAPB	12/17/13
	Ben Walker (12-12) at Illinois State	02/05/00
	Kyle Korver (12-12) vs. Grambling State	11/29/01
	Kenny Evans (12-12) at Marquette	12/14/85
	Doug McDermott (12-12) vs. Duke	03/24/13
	Six tied with 11-11, last by	
	Doug McDermott vs. Cincinnati	03/22/13

## 20-Rebound Games

Reb.	Name, Opponent	Date
38	Paul Silas vs. Centenary	02/19/62
37	Paul Silas vs. Tennessee State	02/12/63
	Paul Silas vs. Colorado College	02/14/63
36	Paul Silas vs. Marquette	01/23/64
35	Paul Silas vs. Wabash	01/06/62
33	Paul Silas at UCLA	12/21/63
31	Paul Silas at Arizona State	12/13/63
	Paul Silas vs. Nevada	12/23/63
30	Paul Silas at La Salle	12/01/62
29	Paul Silas vs. Colorado College	12/01/61
	Paul Silas vs. North Dakota	03/03/62
	Paul Silas vs. Clemson	12/15/62

NOTE: Silas also had four games with 28 rebounds, two games with 27 rebounds, three games with 26 rebounds, one game with 25 rebounds, seven games with 24 rebounds and six games with 23 rebounds. Others besides Silas listed below:

24	Ted Wuebben vs. Cleveland State	02/20/73
22	Benoit Benjamin vs. Briar Cliff	12/04/84
21	Cyril Baptiste vs. Idaho State	12/09/69
	Cyril Baptiste vs. Cal State Fullerton	12/11/69
	Ted Wuebben vs. Southern Illinois	03/07/72
20	Bob Gibson vs. Nebraska Omaha	02/26/57
	Bob Harstad at Southern Illinois	01/23/89



**Paul Silas owns the top 22 single-game rebounding performances in Creighton history.**

## Assists

Ast.	Name, Opponent	Date
17	Ralph Bobik at St. Francis (Pa.)	02/23/73
	Ralph Bobik vs. Bradley	01/22/74
16	Ralph Bobik vs. BYU	12/17/73
<b>14</b>	<b>Maurice Watson Jr. at Seton Hall</b>	<b>01/09/16</b>
13	Latrell Wrightsell vs. Nebraska	12/07/91
	Jason Bey vs. Southern Illinois	02/27/95
12	Randy Eckler at Bradley	01/12/77
	Randy Eckler at Gonzaga	01/14/77
	Vernon Moore at Southern Illinois	01/17/85
	Duan Cole at Iowa State	01/16/90
	Latrell Wrightsell vs. Northern Iowa	02/01/92
	Ed St. Fleur at Sacramento State	01/13/96
	Tyler McKinney at Nebraska	12/21/02
	Grant Gibbs vs. Northwestern	12/22/11

## Blocked Shots

Blk.	Name, Opponent	Date
12	Benoit Benjamin at Bradley	02/02/85
11	Benoit Benjamin vs. Tulsa	02/16/84
10	Benoit Benjamin vs. Nebraska Omaha	12/22/83
	Benoit Benjamin at Illinois State	03/08/84
	Benoit Benjamin vs. Southern Illinois	01/17/85
9	Benoit Benjamin vs. West Texas A&M	01/21/84
8	Benoit Benjamin vs. Iowa State	12/10/83
	Benoit Benjamin at Chaminade	12/19/84
	Benoit Benjamin at Tulsa	01/12/85
	Doug Swenson at UMKC	11/18/98

## Steals

Stl.	Name, Opponent	Date
9	Michael Johnson vs. Saint Joseph's (Pa.)	12/14/81
8	Latrell Wrightsell vs. Drake	03/02/91
	Latrell Wrightsell vs. Drake	02/21/91
7	Charles Butler vs. Wake Forest	12/30/74
	Vernon Moore vs. Southern	01/07/85
	James Farr at Iowa State	12/12/87
	Rodney Buford vs. UMKC	11/25/96
	Rodney Buford vs. Missouri State	01/21/98
	Anthony Tolliver at Evansville	02/07/06
	Johnny Mathies vs. Indiana State	02/22/06
	P'Allen Stinnett vs. Southern	12/15/08
6	Vernon Moore vs. Southern Illinois	01/07/82
	Mark Jones vs. Tulsa	02/13/82
	Duan Cole at Hawaii	12/30/87
	Rod Mason vs. Drake	02/11/88
	Latrell Wrightsell at Cleveland State	12/18/91
	Edward St. Fleur vs. Bradley	01/03/96
	Rodney Buford vs. Missouri State	01/27/96
	Ryan Sears vs. Missouri State	01/21/98
	Rodney Buford at Wichita State	01/27/98
	Corie Brandon vs. Indiana State	01/17/99
	Corie Brandon vs. Maryland	03/13/99
	Josh Dotzler vs. Northern Colorado	12/13/08

## Bluejay Triple-Double Performances

Date	Player	Opponent	Pts.	Reb.	Ast.	Blk.	Stl.
02-02-85	Benoit Benjamin	at Bradley (ot)	29	12	0	12	3
01-17-85	Benoit Benjamin	vs. Southern Illinois	43	16	3	10	1
02-16-84	Benoit Benjamin	vs. Tulsa (ot)	24	17	1	11	0

No Creighton player has recorded a triple-double in the traditional fashion: double-digit totals for points, rebounds and assists.

***Bold italics indicates player active in 2015-16***



# Season Records



## 500-point Seasons

Pts.	Name (Class)	Year
934	Doug McDermott (Sr.)	2013-14
834	Doug McDermott (Jr.)	2012-13
801	Doug McDermott (So.)	2011-12
738	Bob Portman (Jr.)	1967-68
734	Bob Harstad (Jr.)	1989-90
688	Benoit Benjamin (Jr.)	1984-85
681	Bob Portman (Sr.)	1968-69
671	Vernon Moore (Sr.)	1984-85
651	Rod Mason (Sr.)	1987-88
620	Chad Gallagher (Sr.)	1990-91
616	Ray Yost (Sr.)	1953-54
608	Eddie Cole (Jr.)	1953-54
604	Kyle Korver (Sr.)	2002-03
589	Rodney Buford (So.)	1996-97
586	Nate Funk (Jr.)	2004-05
585	Nate Funk (Sr.)	2006-07
584	Chad Gallagher (Jr.)	1989-90
581	Doug McDermott (Fr.)	2010-11
576	Rodney Buford (Sr.)	1998-99
573	Elton Tuttle (Sr.)	1953-54
573	Paul Silas (Jr.)	1962-63
570	Bob Harstad (Sr.)	1990-91
559	Tim Powers (Jr.)	1965-66
558	Wally Anderzunas (Sr.)	1968-69
555	Rick Apke (Jr.)	1976-77
551	Paul Silas (So.)	1961-62
545	Gene Harmon (Sr.)	1973-74
538	Duan Cole (Sr.)	1991-92
537	Paul Silas (Sr.)	1963-64
536	Booker Woodfox (Sr.)	2008-09
530	Rodney Buford (Jr.)	1997-98
517	Bob Harstad (So.)	1988-89
513	Rick Apke (Sr.)	1977-78
511	Antoine Young (Jr.)	2010-11
506	Bob Gibson (Jr.)	1955-56



Doug McDermott



Bob Portman

## Scoring Average

Avg.	Name (Class, Year)	Pts.	GP
29.52	Bob Portman (Jr., 1967-68)	738	25
26.69	Doug McDermott (Sr., 2013-14)	934	35
26.19	Bob Portman (Sr., 1968-69)	681	26
23.58	Eddie Cole (Sr., 1954-55)	448	19
23.17	Doug McDermott (Jr., 2012-13)	834	36
22.89	Doug McDermott (So., 2011-12)	801	35
22.24	Bob Harstad (Jr., 1989-90)	734	33
22.04	Paul Silas (So., 1961-62)	551	25
22.00	Bob Gibson (Jr., 1955-56)	506	23
21.50	Tim Powers (Jr., 1965-66)	559	26
21.50	Benoit Benjamin (Jr., 1984-85)	688	32

## Field Goals Made

FG	Name (Class)	Year
330	Doug McDermott (Sr.)	2013-14
307	Doug McDermott (So.)	2011-12
303	Bob Portman (Jr.)	1967-68
284	Doug McDermott (Jr.)	2012-13
265	Vernon Moore (Sr.)	1984-85
259	Eddie Cole (Jr.)	1953-54
258	Benoit Benjamin (Jr.)	1984-85
258	Bob Harstad (Jr.)	1989-90
256	Bob Portman (Sr.)	1968-69
249	Wally Anderzunas (Sr.)	1968-69

## Field Goal Attempts

FGA	Name (Class)	Year
699	Bob Portman (Jr.)	1967-68
627	Doug McDermott (Sr.)	2013-14
584	Wally Anderzunas (Sr.)	1968-69
583	Bob Portman (Sr.)	1968-69
531	Paul Silas (Jr.)	1962-63
529	Paul Silas (Sr.)	1963-64
524	Paul Silas (So.)	1961-62
518	Doug McDermott (Jr.)	2012-13
512	Rodney Buford (So.)	1996-97
511	Doug McDermott (So.)	2011-12

## Field Goal Percentage

(Minimum 200 Attempts)		
Pct.	Name (Class, Year)	FGM-FGA
.674	Vernon Moore (Sr., 1984-85)	265-393
.657	Gregory Echenique (Sr., 2012-13)	138-210
.607	Gregory Echenique (Jr., 2011-12)	130-214
.601	Doug McDermott (So., 2011-12)	307-511
.595	Vernon Moore (Jr., 1983-84)	188-316
.594	Jim Honz (Jr., 1979-80)	149-251
.582	Benoit Benjamin (Jr., 1984-85)	258-443
.578	Rick Apke (Jr., 1976-77)	220-380
.567	Brody Deren (Jr., 2002-03)	115-203
.566	Chad Gallagher (Sr., 1990-91)	237-419

## 3-pt Field Goals

3FG	Name (Class)	Year
129	Kyle Korver (Sr.)	2002-03
110	Ethan Wragge (Sr.)	2013-14
100	Kyle Korver (So.)	2000-01
96	Doug McDermott (Sr.)	2013-14
91	Booker Woodfox (Sr.)	2008-09
82	Tad Ackerman (Jr.)	1994-95
79	Kyle Korver (Jr.)	2001-02
78	Ethan Wragge (Jr.)	2012-13
77	Doug McDermott (Jr.)	2012-13
76	Rod Mason (Sr.)	1987-88

## 3-pt FG Percentage

(Minimum 50 Attempts)		
Pct.	Name (Class, Year)	FGM-FGA
.490	Doug McDermott (Jr., 2012-13)	77-157
.486	Jimmy Motz (Jr., 2004-05)	54-111
.486	Doug McDermott (So., 2011-12)	54-111
.480	Kyle Korver (Sr., 2002-03)	129-269
.476	Booker Woodfox (Sr., 2008-09)	91-191
.47015	Duan Cole (Jr., 1990-91)	63-134
.47009	Ethan Wragge (Sr., 2013-14)	110-234
.4685	Nate Funk (Jr., 2004-05)	67-143
.4683	Jahenns Manigat (So., 2011-12)	59-126
.4675	Ben Walker (Jr., 1999-00)	36-77

## Rebounds

Reb.	Name (Class)	Year
631	Paul Silas (Sr.)	1963-64
563	Paul Silas (So.)	1961-62
557	Paul Silas (Jr.)	1962-63
451	Benoit Benjamin (Jr.)	1984-85
385	Bob Portman (Jr.)	1967-68
362	Dick Hartman (Jr.)	1959-60
332	Gregory Brandon (Sr.)	1983-84
330	George Morrow (Sr.)	1980-81
317	Elton McGriff (Sr.)	1964-65
308	Bob Portman (Sr.)	1968-69

## Free Throws Made

FT	Name (Class)	Year
218	Bob Harstad (Jr.)	1989-90
215	Elton Tuttle (Sr.)	1953-54
189	Doug McDermott (Jr.)	2012-13
187	Elton Tuttle (Jr.)	1952-53
178	Ray Yost (Sr.)	1953-54
178	Doug McDermott (Sr.)	2013-14
172	Benoit Benjamin (Jr.)	1984-85
169	Bob Portman (Sr.)	1968-69
162	Bob Gibson (Jr.)	1955-56
153	Dick Harvey (Sr.)	1959-60

## Free Throw Attempts

FTA	Name (Class)	Year
313	Elton Tuttle (Sr.)	1953-54
273	Bob Harstad (Jr.)	1989-90
243	Ray Yost (Sr.)	1953-54
233	Benoit Benjamin (Jr.)	1984-85
228	Paul Silas (Jr.)	1962-63
225	Bob Harstad (So.)	1988-89
219	Bob Gibson (Jr.)	1955-56
216	Doug McDermott (Jr.)	2012-13
215	Paul Silas (So.)	1961-62
210	Bob Portman (Sr.)	1968-69

## Free Throw Percentage

(Minimum 70 Attempts)		
Pct.	Name (Class, Year)	FTM-FTA
.908	Kyle Korver (Sr., 2002-03)	109-120
.890	Kyle Korver (Jr., 2001-02)	97-109
.882	Doug Brookins (Sr., 1974-75)	98-111
.880	Mike Caruso (Sr., 1970-71)	95-108
.875	Doug McDermott (Jr., 2012-13)	189-216
.868	Booker Woodfox (Sr., 2008-09)	99-114
.867	Kyle Korver (So., 2000-01)	72-83
.864	Doug McDermott (Sr., 2013-14)	178-206
.863	Nate Funk (Sr., 2006-07)	126-146
.855	Ryan Sears (So., 1998-99)	71-83

## Steals

Stl.	Name (Class)	Year
80	Ryan Sears (Jr.)	1999-00
73	Ryan Sears (Sr.)	2000-01
72	Latrell Wrightsell (Sr.)	1991-92
70	Duan Cole (Sr.)	1991-92
70	Josh Dotzler (Sr.)	2008-09
68	Ryan Sears (So.)	1998-99
63	James Farr (Jr.)	1987-88
62	Ryan Sears (Fr.)	1997-98
59	Rodney Buford (Sr.)	1998-99
59	Johnny Mathies (Jr.)	2004-05

## Assists


Ast.	Name (Class)	Year
252	Ralph Bobik (Sr.)	1973-74
<b>212</b>	<b>Maurice Watson Jr. (Jr.)</b>	<b>2015-16</b>
210	Grant Gibbs (Jr.)	2012-13
205	Randy Eccker (Jr.)	1976-77
195	Antoine Young (Jr.)	2010-11
184	Tyler McKinney (Sr.)	2004-05
176	Grant Gibbs (So.)	2011-12
175	Ryan Sears (Jr.)	1999-00
162	Ralph Bobik (Jr.)	1972-73
159	Vernon Moore (Sr.)	1984-85

## Blocked Shots

Blk.	Name (Class)	Year
162	Benoit Benjamin (Jr.)	1984-85
157	Benoit Benjamin (So.)	1983-84
92	Benoit Benjamin (Fr.)	1982-83
70	Chad Gallagher (Sr.)	1990-91
62	Chad Gallagher (Jr.)	1989-90
62	Gregory Echenique (Sr.)	2012-13
57	Doug Swenson (Jr.)	1997-98
57	Anthony Tolliver (Sr.)	2006-07
57	Gregory Echenique (Jr.)	2011-12
56	Brody Deren (Jr.)	2002-03
56	Kenny Lawson Jr. (So.)	2008-09

## Consecutive Free Throws

Since 1980		
FT	Name	Dates of Streak
45	Doug McDermott	Dec. 1, 2013 - Jan. 4, 2014
36	Booker Woodfox	Dec. 6, 2008-Jan. 6, 2009
35	Bob Portman	1967-68
32	Michael Lindeman	Jan. 23-Nov. 29, 2003
28	Kyle Korver	Jan. 27-March 15, 2001
28	Doug McDermott	March 10 - Nov. 8, 2013
27	Matt West	Nov. 27, 1999-Jan. 15, 2000
27	Kyle Korver	Jan. 29-Nov. 20, 2000
27	Nate Funk	Dec. 30, 2006-Jan. 12, 2007
24	Rick Apke	Jan. 22-Feb. 5, 1977
24	Rod Mason	Jan. 28-Feb. 4, 1988
24	Kyle Korver	Mar. 15-Dec. 4, 2001
24	Ethan Wragge	Feb. 3, 2010 - Feb. 1, 2012
23	Jahenns Manigat	Feb. 9, 2013 - Jan. 7, 2014
22	Matt Petty	Jan. 4-Feb. 4, 1993
22	Ryan Sears	Feb. 22-Nov. 22, 1999
22	Nate Funk	Feb. 26-Mar. 17, 2005
22	Cavel Witter	Nov. 9-Dec. 5, 2007
21	Kevin McKenna	Dec. 22, 1980-Jan. 22, 1981
21	James Farr	Jan. 2-28, 1989
21	Andre Tucker	Feb. 20-Nov. 29, 1993
21	Kyle Korver	Mar. 3-Nov. 25, 2002
20	Jason Singleton	Jan. 18-23, 1993
20	Kyle Korver	Jan. 11-Jan. 23, 2003
20	Kyle Korver	Jan. 23-Feb. 4, 2003



Ethan Wragge owns two of the top eight single-season three-pointers made totals in Creighton history.

**Bold italics indicates player active in 2015-16**



# Career Records




## Points Scored

Pts.	Name	Years
3,150	Doug McDermott	2010-14
2,116	Rodney Buford	1995-99
2,110	Bob Harstad	1987-91
1,983	Chad Gallagher	1987-91
1,876	Bob Portman	1966-69
1,801	Kyle Korver	1999-03
1,754	Nate Funk	2002-07
1,682	Rick Apke	1974-78
1,661	Paul Silas	1961-64
1,654	Vernon Moore	1981-85
1,575	Benoit Benjamin	1982-85
1,526	John C. Johnson	1975-79
1,500	Kevin McKenna	1977-81
1,437	Eddie Cole	1951-55
1,369	Gene Harmon	1971-74
1,361	Duan Cole	1987-92
1,342	Antoine Young	2008-12
1,313	Kenny Lawson Jr.	2006-11
1,309	Ryan Sears	1997-01
1,303	Elton Tuttle	1951-54
1,272	Bob Gibson	1954-57
1,267	Wally Anderzunas	1965-67, 1968-69
1,254	Gary Swain	1983-87
1,238	Ben Walker	1997-01
1,196	Ray Yost	1951-54
1,172	Dick Harvey	1956-59
1,155	Ethan Wragge	2009-14
1,152	Dane Watts	2004-08
1,116	Kenny Evans	1982-87
1,115	Doug Brookins	1972-75
1,115	Daryl Stovall	1978-82
1,093	Tim Powers	1964-67
1,050	Reggie Morris	1982-86
1,031	Johnny Mathies	2003-06
1,024	P'Allen Stinnett	2007-10
1,023	Rod Mason	1986-88
1,013	Austin Chatman	2011-15
1,006	Gregory Echenique	2010-13
1,004	Anthony Tolliver	2003-07

## Scoring Average

Avg.	Name, Years	Pts.	GP
24.68	Bob Portman, 1966-69	1,876	76
21.72	Doug McDermott, 2010-14	3,150	145
20.51	Paul Silas, 1961-64	1,661	81
20.19	Bob Gibson, 1954-57	1,272	63
18.10	Benoit Benjamin, 1982-85	1,575	87
17.93	Rodney Buford, 1995-98	2,116	118
17.36	Wally Anderzunas, 1965-69	1,267	73
17.35	Tim Powers, 1964-67	1,093	63
17.05	Rod Mason, 1986-88	1,023	60
16.70	Gene Harmon, 1971-74	1,369	82



Doug McDermott is one of eight men in NCAA history to score 3,000 career points.

## Field Goals Made

FG	Name	Years
1,141	Doug McDermott	2010-14
811	Chad Gallagher	1987-91
778	Rodney Buford	1995-99
759	Bob Harstad	1987-91
747	Bob Portman	1966-69
673	Rick Apke	1975-78
649	Vernon Moore	1981-85
643	Paul Silas	1961-64
621	Nate Funk	2002-07
619	John C. Johnson	1975-79

## Field Goal Attempts

FGA	Name	Years
2,075	Doug McDermott	2010-14
1,739	Rodney Buford	1995-99
1,705	Bob Portman	1966-69
1,584	Paul Silas	1961-64
1,558	Bob Harstad	1987-91
1,472	Chad Gallagher	1987-91
1,345	Wally Anderzunas	1965-69
1,307	Nate Funk	2002-07
1,258	Rick Apke	1974-78
1,255	Kevin McKenna	1977-81

## Field Goal Percentage

Pct.	Name, Years	FGM-FGA
<b>.678</b>	<b>Geoffrey Groselle, 2012-Pres.</b>	<b>213-314</b>
.625	Gregory Echenique, 2010-13	374-598
.615	Will Artino, 2011-15	256-416
.611	Mike Grimes, 2000-04	292-478
.585	Vernon Moore, 1981-85	649-1,109
.562	Benoit Benjamin, 1982-85	610-1,085
.551	Chad Gallagher, 1987-91	811-1,472
.550	Doug McDermott, 2010-14	1,141-2,075
.5374	Doug Swenson, 1997-99	251-467
.5369	John C. Johnson, 1975-79	619-1,153

## 3-pt Field Goals

3FG	Name	Years
371	Kyle Korver	1999-03
334	Ethan Wragge	2009-14
274	Doug McDermott	2010-14
245	Ryan Sears	1997-01
212	Rodney Buford	1995-99
206	Jahenns Manigat	2010-14
200	Nate Funk	2002-07
185	Matt Roggenburk	1986-90
177	Duan Cole	1987-92
147	Booker Woodfox	2007-09

## 3-pt FG Attempts

FGA	Name	Years
819	Kyle Korver	1999-03
761	Ethan Wragge	2009-14
689	Ryan Sears	1997-01
598	Doug McDermott	2010-14
558	Rodney Buford	1995-99
508	Jahenns Manigat	2010-14
492	Nate Funk	2002-07
481	Matt Roggenburk	1986-90
412	Duan Cole	1987-92
378	Dane Watts	2004-08

## 3-pt FG Percentage

Pct.	Name, Years	3FGM-FGA
.458	Doug McDermott, 2010-14	274-598
.455	Booker Woodfox, 2007-09	147-323
.453	Kyle Korver, 1999-03	371-819
.441	Rod Mason, 1986-88	132-299
.440	Nerijus Karlikanovas, 1998-00	48-109
.439	Ethan Wragge, 2009-14	334-761
.431	Michael Lindeman, 2000-04	62-144
.429	Duan Cole, 1987-92	176-410
.407	Nate Funk, 2002-07	200-492
.406	Jahenns Manigat, 2010-14	206-508

## Free Throws Made

FT	Name	Years
594	Doug McDermott	2010-14
588	Bob Harstad	1987-91
525	Elton Tuttle	1951-54
418	Bob Gibson	1954-57
382	Bob Portman	1966-69
375	Paul Silas	1961-64
362	Antoine Young	2008-12
356	Vernon Moore	1981-85
355	Benoit Benjamin	1982-85
350	Dick Harvey	1956-60

## Free Throw Attempts

FTA	Name	Years
800	Bob Harstad	1987-91
759	Elton Tuttle	1951-54
715	Doug McDermott	2010-14
637	Paul Silas	1961-64
575	Bob Gibson	1954-57
509	Antoine Young	2008-12
505	Dick Harvey	1956-60
503	Vernon Moore	1981-85
493	Benoit Benjamin	1982-85
487	Bob Portman	1966-69

## Free Throw Percentage

Pct.	Name, Years	FTM-FTA
.891	Kyle Korver, 1999-03	312-350
.844	Mike Caruso, 1968-71	276-327
.831	Doug McDermott, 2010-14	594-715
.826	Cavel Witter, 2007-10	246-298
.817	Nate Funk, 2002-07	312-382
.807	Ryan Sears, 1997-01	330-409
.800	Rick Apke, 1975-78	336-420
.796	James Farr, 1987-89	212-266
.786	Austin Chatman, 2011-15	246-313
.785	Gene Harmon, 1971-74	183-233

## Rebounds

Reb.	Name	Years
1,751	Paul Silas	1961-64
1,126	Bob Harstad	1987-91
1,088	Doug McDermott	2010-14
1,005	Benoit Benjamin	1982-85
979	Bob Portman	1966-69
891	Chad Gallagher	1987-91
762	Kenny Lawson Jr.	2006-11
716	Rodney Buford	1995-99
709	Rick Apke	1974-78
696	Wally Anderzunas	1965-67, 1968-69


Bold italics indicates player active in 2015-16

## Blocked Shots

Blk.	Name	Years
411	Benoit Benjamin	1982-85
183	Chad Gallagher	1987-91
174	Gregory Echenique	2010-13
153	Kenny Lawson Jr.	2006-11
138	Brody Deren	2001-04
136	Anthony Tolliver	2003-07
109	Doug Swenson	1997-99
104	Joe Dabbert	2000-04
79	Adam Reid	1994-97
76	Livan Pyfrom	1999-01

## Assists

Ast.	Name	Years
570	Ryan Sears	1997-01
549	Ralph Bobik	1971-74
505	Antoine Young	2008-12
498	Grant Gibbs	2011-14
493	Austin Chatman	2011-15
458	Randy Eckcker	1974-78
430	Tyler McKinney	2001-05
418	Vernon Moore	1981-85
388	Josh Dotzler	2005-09
382	Duan Cole	1987-92



Ryan Sears is CU's all-time leader for assists and steals while also ranking 19th on the all-time scoring list.

## Steals

Stl.	Name	Years
283	Ryan Sears	1997-01
196	Josh Dotzler	2005-09
195	Rodney Buford	1995-99
186	Duan Cole	1987-92
172	Kyle Korver	1999-03
157	Johnny Mathies	2003-06
154	Latrell Wrightsell	1988-92
150	Vernon Moore	1981-85
148	Ben Walker	1997-01
129	Reggie Morris	1982-86

**2015-16 Creighton Men's Basketball**  
**Creighton Season Schedule/Results & Leaders (as of Mar 16, 2016)**  
**All games**

<b>RECORD:</b>	<b>OVERALL</b>	<b>HOME</b>	<b>AWAY</b>	<b>NEUTRAL</b>
ALL GAMES	19-14	13-5	4-8	2-1
CONFERENCE	9-9	5-4	4-5	0-0
NON-CONFERENCE	10-5	8-1	0-3	2-1

<b>Date</b>	<b>Opponent</b>	<b>Score</b>	<b>Att. High Points</b>	<b>High Rebounds</b>
11-14-15	MTEXAS SOUTHERN	W 93-70	16538 (18)THOMAS,Khyri	(8)GROSELLE,Geoffrey
11-17-15	MUTSA	W 103-78	16580 (24)ZIERDEN,Isaiah	(8)KRAMPELJ,Martin
11-19-15	at #14 Indiana	65-86 L	17472 (21)WATSON Jr.,Maurice	(7)HEGNER,Toby
11-23-15	Evs Rutgers	W 85-75	1507 (26)HUFF,Cole	(7)GROSELLE,Geoffrey
11-25-15	Evs Massachusetts	W 97-76	1623 (20)GROSELLE,Geoffrey	(7)HUFF,Cole
11-28-15	WESTERN ILLINOIS	W 97-67	16118 (18)THOMAS,Khyri	(9)GROSELLE,Geoffrey
12-02-15	ARIZONA STATE	77-79 L	16282 (15)GROSELLE,Geoffrey	(9)GROSELLE,Geoffrey
12-05-15	at Loyola	65-68 L	3473 (22)THOMAS,Khyri	(12)GROSELLE,Geoffrey
12-09-15	NEBRASKA	W 83-67	17766 (17)ZIERDEN,Isaiah	(9)THOMAS,Khyri
12-12-15	IUPUI	W 90-65	16785 (17)ZIERDEN,Isaiah	(8)THOMAS,Khyri
12-19-15	at #3 Oklahoma	74-87 L	9528 (19)WATSON Jr.,Maurice	(7)GROSELLE,Geoffrey
12-21-15	NORTH TEXAS	W 105-82	17518 (27)GROSELLE,Geoffrey	(11)HARRELL Jr.,Ronnie
12-28-15	COPPIN STATE	W 102-77	17137 (16)ZIERDEN,Isaiah	(9)GROSELLE,Geoffrey
12-31-15	*at St. John's	W 80-70	(16)GROSELLE,Geoffrey	(9)THOMAS,Khyri
01-02-16	*#16 VILLANOVA	71-85 L	4633 (22)GROSELLE,Geoffrey	(11)HUFF,Cole
01-05-16	*GEORGETOWN	W 79-66	17375 (15)WATSON Jr.,Maurice	(7)THOMAS,Khyri
01-09-16	*at Seton Hall	W 82-67	16425 (27)WATSON Jr.,Maurice	(7)WATSON Jr.,Maurice
01-12-16	*#12 PROVIDENCE	48-50 L	8010 (20)GROSELLE,Geoffrey	(7)THOMAS,Khyri
01-17-16	*at DePaul	W 91-80	17073 (11)HEGNER,Toby	(9)WATSON Jr.,Maurice
01-23-16	*#18 BUTLER	W 72-64	5534 (31)ZIERDEN,Isaiah	(5)HEGNER,Toby
01-26-16	*at Georgetown	73-74 L	17677 (20)WATSON Jr.,Maurice	(8)GROSELLE,Geoffrey
01-30-16	*SETON HALL	65-75 L	6897 (16)WATSON Jr.,Maurice	(8)WATSON Jr.,Maurice
02-03-16	*at #3 Villanova	58-83 L	(8)GROSELLE,Geoffrey	(8)GROSELLE,Geoffrey
02-06-16	*DEPAUL	W 88-66	17924 (21)MILLIKEN,James	(7)HANSON,Zach
02-09-16	*#5 XAVIER	W 70-56	6500 (16)WATSON Jr.,Maurice	(6)ZIERDEN,Isaiah
02-13-16	*at Marquette	W 65-62	17139 (28)HUFF,Cole	(11)GROSELLE,Geoffrey
02-16-16	*at Butler	75-88 L	17011 (32)WATSON Jr.,Maurice	(7)WATSON Jr.,Maurice
02-24-16	*MARQUETTE	61-66 L	15844 (18)WATSON Jr.,Maurice	(7)GROSELLE,Geoffrey
02-28-16	*ST. JOHN'S	W 100-59	(6)HUFF,Cole	(6)HEGNER,Toby
03-02-16	*at Providence College	66-70 L	7330 (22)WATSON Jr.,Maurice	(8)HUFF,Cole
03-05-16	*at #5 Xavier	93-98 L	17412 (14)WATSON Jr.,Maurice	(9)HUFF,Cole
03-10-16	Bvs Seton Hall	73-81 L	17351 (22)GROSELLE,Geoffrey	(11)GROSELLE,Geoffrey
03-15-16	NALABAMA	W 72-54	9252 (26)MILLIKEN,James	(9)HUFF,Cole
			10633 (22)MILLIKEN,James	(7)HUFF,Cole
			13813 (35)HUFF,Cole	(9)HUFF,Cole
			6305 (20)WATSON Jr.,Maurice	(14)GROSELLE,Geoffrey

\* = BIG EAST Conference game  
M = Men Who Step Up Main Event (Omaha, Neb.)  
E = Men Who Step Up Main Event (Las Vegas, Nev.)  
B = BIG EAST Tournament (New York, N.Y.)  
N = National Invitation Tournament

<b>Attendance Summary</b>	<b>Games</b>	<b>Attend</b>	<b>Avg/Game</b>
Home	18	296416	16468
Away	12	105106	8759
Neutral	3	16943	5648
Total	33	418465	12681

**2015-16 Creighton Men's Basketball**  
**Creighton Combined Team Statistics (as of Mar 15, 2016)**  
**All games**

<b>RECORD:</b>	<b>OVERALL</b>	<b>HOME</b>	<b>AWAY</b>	<b>NEUTRAL</b>
ALL GAMES	19-14	13-5	4-8	2-1
CONFERENCE	9-9	5-4	4-5	0-0
NON-CONFERENCE	10-5	8-1	0-3	2-1

##	Player	gp-gs	min	avg	Total		3-Point		F-Throw		Rebounds				pf	dq	a	to	blk	stl	pts	avg
					fg-fga	fg%	3fg-fga	3fg%	ft-fa	ft%	off	def	tot	avg								
10	WATSON Jr.,Maurice	33-33	1036	31.4	173-362	.478	17-60	.283	111-154	.721	17	95	112	3.4	86	3	212	111	0	31	474	14.4
13	HUFF,Cole	33-21	734	22.2	127-291	.436	58-157	.369	61-77	.792	20	142	162	4.9	74	2	19	26	10	21	373	11.3
41	GROSELLE,Geoffrey	33-32	694	21.0	131-191	.686	0-0	.000	91-130	.700	81	117	198	6.0	97	3	15	46	43	16	353	10.7
23	MILLIKEN,James	33-9	850	25.8	101-247	.409	45-129	.349	71-98	.724	10	60	70	2.1	41	0	57	26	2	13	318	9.6
21	ZIERDEN,Isaiah	31-31	984	31.7	95-236	.403	70-182	.385	57-68	.838	8	93	101	3.3	42	0	69	29	0	44	317	10.2
40	HANSON,Zach	33-1	489	14.8	90-136	.662	0-0	.000	40-59	.678	52	51	103	3.1	93	4	4	31	27	7	220	6.7
02	THOMAS,Khyri	32-26	568	17.8	76-159	.478	21-51	.412	17-39	.436	27	92	119	3.7	60	1	41	36	2	32	190	5.9
32	HEGNER,Toby	31-12	557	18.0	54-152	.355	41-116	.353	17-28	.607	19	98	117	3.8	69	1	16	16	12	5	166	5.4
04	HARRELL Jr.,Ronnie	27-0	260	9.6	25-74	.338	8-27	.296	19-30	.633	18	47	65	2.4	31	1	24	21	2	9	77	2.9
12	ALBERT,Malik	26-0	219	8.4	26-59	.441	1-14	.071	17-23	.739	4	24	28	1.1	10	0	27	18	4	12	70	2.7
11	CLEMENT,Tyler	29-0	128	4.4	12-27	.444	4-13	.308	7-12	.583	2	16	18	0.6	15	0	17	12	0	10	35	1.2
15	KRAMPELJ,Martin	7-0	46	6.6	9-19	.474	1-5	.200	1-6	.167	10	15	25	3.6	8	0	2	2	3	1	20	2.9
01	STEWART,Marlon	12-0	35	2.9	2-11	.182	1-5	.200	0-0	.000	1	1	2	0.2	1	0	0	1	0	0	5	0.4
Team											44	51	95				7					
Total.....		33	6600		921-1964	.469	267-759	.352	509-724	.703	313	902	1215	36.8	627	15	503	382	105	201	2618	79.3
Opponents.....		33	6600		855-1970	.434	230-662	.347	451-651	.693	324	839	1163	35.2	656	13	435	417	104	208	2391	72.5

TEAM STATISTICS				CU	OPP	Date	Opponent	Score	Att.	
SCORING				2618	2391	M	11-14-15	TEXAS SOUTHERN	W 93-70 16538	
Points per game				79.3	72.5	M	11-17-15	UTSA	W 103-78 16580	
Scoring margin				+6.9	-		11-19-15	at #14 Indiana	L 65-86 17472	
FIELD GOALS-ATT				921-1964	855-1970	E	11-23-15	vs Rutgers	W 85-75 1507	
Field goal pct				.469	.434	E	11-25-15	vs Massachusetts	W 97-76 1623	
3 POINT FG-ATT				267-759	230-662		11-28-15	WESTERN ILLINOIS	W 97-67 16118	
3-point FG pct				.352	.347		12-02-15	ARIZONA STATE	L 77-79 16282	
3-pt FG made per game				8.1	7.0		12-05-15	at Loyola	L 65-68 3473	
FREE THROWS-ATT				509-724	451-651		12-09-15	NEBRASKA	W 83-67 17766	
Free throw pct				.703	.693		12-12-15	IUPUI	W 90-65 16785	
F-Throws made per game				15.4	13.7		12-19-15	at #3 Oklahoma	L 74-87 9528	
REBOUNDS				1215	1163		12-21-15	NORTH TEXAS	W 105-82 17518	
Rebounds per game				36.8	35.2		12-28-15	COPPIN STATE	W 102-77 17137	
Rebounding margin				+1.6	-	*	12-31-15	at St. John's	W 80-70 4633	
ASSISTS				503	435	*	01-02-16	#16 VILLANOVA	L 71-85 17375	
Assists per game				15.2	13.2	*	01-05-16	GEORGETOWN	W 79-66 16425	
TURNOVERS				382	417	*	01-09-16	at Seton Hall	W 82-67 8010	
Turnovers per game				11.6	12.6	*	01-12-16	#12 PROVIDENCE	L 48-50 17073	
Turnover margin				+1.1	-	*	01-17-16	at DePaul	W 91-80 5534	
Assist/turnover ratio				1.3	1.0	*	01-23-16	#18 BUTLER	W 72-64 17677	
STEALS				201	208	*	01-26-16	at Georgetown	L 73-74 6897	
Steals per game				6.1	6.3	*	01-30-16	SETON HALL	L 65-75 17924	
BLOCKS				105	104	*	02-03-16	at #3 Villanova	L 58-83 6500	
Blocks per game				3.2	3.2	*	02-06-16	DEPAUL	W 88-66 17139	
ATTENDANCE				296416	122049	*	02-09-16	#5 XAVIER	W 70-56 17011	
Home games-Avg/Game				18-16468	12-8759	*	02-13-16	at Marquette	W 65-62 15844	
Neutral site-Avg/Game				-	3-5648	*	02-16-16	at Butler	L 75-88 7330	
						*	02-24-16	MARQUETTE	L 61-66 17412	
Score by Periods				1st	2nd	Totals	*	02-28-16	ST. JOHN'S	W 100-59 17351
Creighton				1237	1381	2618	*	03-02-16	at Providence College	L 66-70 9252
Opponents				1118	1273	2391	*	03-05-16	at #5 Xavier	L 93-98 10633
							B	03-10-16	vs Seton Hall	L 73-81 13813
							N	03-15-16	ALABAMA	W 72-54 6305

\* = BIG EAST Conference game  
M = Men Who Step Up Main Event (Omaha, Neb.)  
E = Men Who Step Up Main Event (Las Vegas, Nev.)  
B = BIG EAST Tournament (New York, N.Y.)  
N = National Invitation Tournament

**2015-16 Creighton Men's Basketball**  
**Creighton Combined Team Statistics (as of Mar 05, 2016)**  
**Conference games**

<b>RECORD:</b>	<b>OVERALL</b>	<b>HOME</b>	<b>AWAY</b>	<b>NEUTRAL</b>
ALL GAMES	9-9	5-4	4-5	0-0
CONFERENCE	9-9	5-4	4-5	0-0
NON-CONFERENCE	0-0	0-0	0-0	0-0

#	Player	gp-gs	min	avg	Total		3-Point		F-Throw		Rebounds				pf	dq	a	to	blk	stl	pts	avg
					fg-fga	fg%	3fg-fga	3fg%	ft-fa	ft%	off	def	tot	avg								
10	WATSON Jr.,Maurice	18-18	606	33.7	105-219	.479	10-38	.263	66-91	.725	11	61	72	4.0	48	2	121	69	0	18	286	15.9
23	MILLIKEN,James	18-7	492	27.3	62-154	.403	30-83	.361	43-57	.754	7	36	43	2.4	19	0	27	14	2	4	197	10.9
13	HUFF,Cole	18-6	390	21.7	59-149	.396	27-81	.333	38-47	.809	12	87	99	5.5	43	2	10	12	4	15	183	10.2
41	GROSELLE,Geoffrey	18-17	360	20.0	61-93	.656	0-0	.000	48-70	.686	39	51	90	5.0	51	1	4	29	19	12	170	9.4
21	ZIERDEN,Isaiah	17-17	575	33.8	48-128	.375	37-101	.366	36-44	.818	3	52	55	3.2	23	0	28	18	0	25	169	9.9
40	HANSON,Zach	18-1	294	16.3	48-71	.676	0-0	.000	21-29	.724	26	25	51	2.8	53	2	3	16	15	4	117	6.5
32	HEGNER,Toby	18-12	351	19.5	26-84	.310	19-66	.288	11-17	.647	7	59	66	3.7	43	1	9	9	6	3	82	4.6
02	THOMAS,Khyri	17-12	244	14.4	19-62	.306	5-25	.200	4-13	.308	8	42	50	2.9	33	1	17	15	0	15	47	2.8
04	HARRELL Jr.,Ronnie	17-0	148	8.7	15-47	.319	4-17	.235	8-11	.727	12	24	36	2.1	21	1	12	12	0	5	42	2.5
12	ALBERT,Malik	13-0	88	6.8	14-27	.519	0-5	.000	4-7	.571	3	12	15	1.2	3	0	9	8	2	3	32	2.5
11	CLEMENT,Tyler	15-0	39	2.6	3-5	.600	1-3	.333	3-5	.600	2	5	7	0.5	4	0	3	1	0	4	10	0.7
01	STEWART,Marlon	5-0	13	2.6	1-2	.500	0-0	.000	0-0	.000	1	0	1	0.2	0	0	0	0	0	0	2	0.4
Team											23	31	54					5				
Total.....		18	3600		461-1041	.443	133-419	.317	282-391	.721	154	485	639	35.5	341	10	243	208	48	108	1337	74.3
Opponents.....		18	3600		457-1052	.434	119-352	.338	246-348	.707	162	480	642	35.7	357	8	249	219	58	115	1279	71.1

TEAM STATISTICS			CU	OPP	Date	Opponent	Score	Att.
SCORING			1337	1279	* 12-31-15	at St. John's	W 80-70	4633
Points per game			74.3	71.1	* 01-02-16	#16 VILLANOVA	L 71-85	17375
Scoring margin			+3.2	-	* 01-05-16	GEORGETOWN	W 79-66	16425
FIELD GOALS-ATT			461-1041	457-1052	* 01-09-16	at Seton Hall	W 82-67	8010
Field goal pct			.443	.434	* 01-12-16	#12 PROVIDENCE	L 48-50	17073
3 POINT FG-ATT			133-419	119-352	* 01-17-16	at DePaul	W 91-80	5534
3-point FG pct			.317	.338	* 01-23-16	#18 BUTLER	W 72-64	17677
3-pt FG made per game			7.4	6.6	* 01-26-16	at Georgetown	L 73-74	6897
FREE THROWS-ATT			282-391	246-348	* 01-30-16	SETON HALL	L 65-75	17924
Free throw pct			.721	.707	* 02-03-16	at #3 Villanova	L 58-83	6500
F-Throws made per game			15.7	13.7	* 02-06-16	DEPAUL	W 88-66	17139
REBOUNDS			639	642	* 02-09-16	#5 XAVIER	W 70-56	17011
Rebounds per game			35.5	35.7	* 02-13-16	at Marquette	W 65-62	15844
Rebounding margin			-0.2	-	* 02-16-16	at Butler	L 75-88	7330
ASSISTS			243	249	* 02-24-16	MARQUETTE	L 61-66	17412
Assists per game			13.5	13.8	* 02-28-16	ST. JOHN'S	W 100-59	17351
TURNOVERS			208	219	* 03-02-16	at Providence College	L 66-70	9252
Turnovers per game			11.6	12.2	* 03-05-16	at #5 Xavier	L 93-98	10633
Turnover margin			+0.6	-				
Assist/turnover ratio			1.2	1.1				
STEALS			108	115				
Steals per game			6.0	6.4				
BLOCKS			48	58				
Blocks per game			2.7	3.2				
ATTENDANCE			155387	74633				
Home games-Avg/Game			9-17265	9-8293				
Neutral site-Avg/Game			-	0-0				

\* = BIG EAST Conference game  
M = Men Who Step Up Main Event (Omaha, Neb.)  
E = Men Who Step Up Main Event (Las Vegas, Nev.)

Score by Periods	1st	2nd	Totals
Creighton	627	710	1337
Opponents	598	681	1279

**2015-16 Creighton Men's Basketball**  
**Creighton Season/Career Statistics (as of Mar 16, 2016)**  
**All games**

SEASON STATISTICS

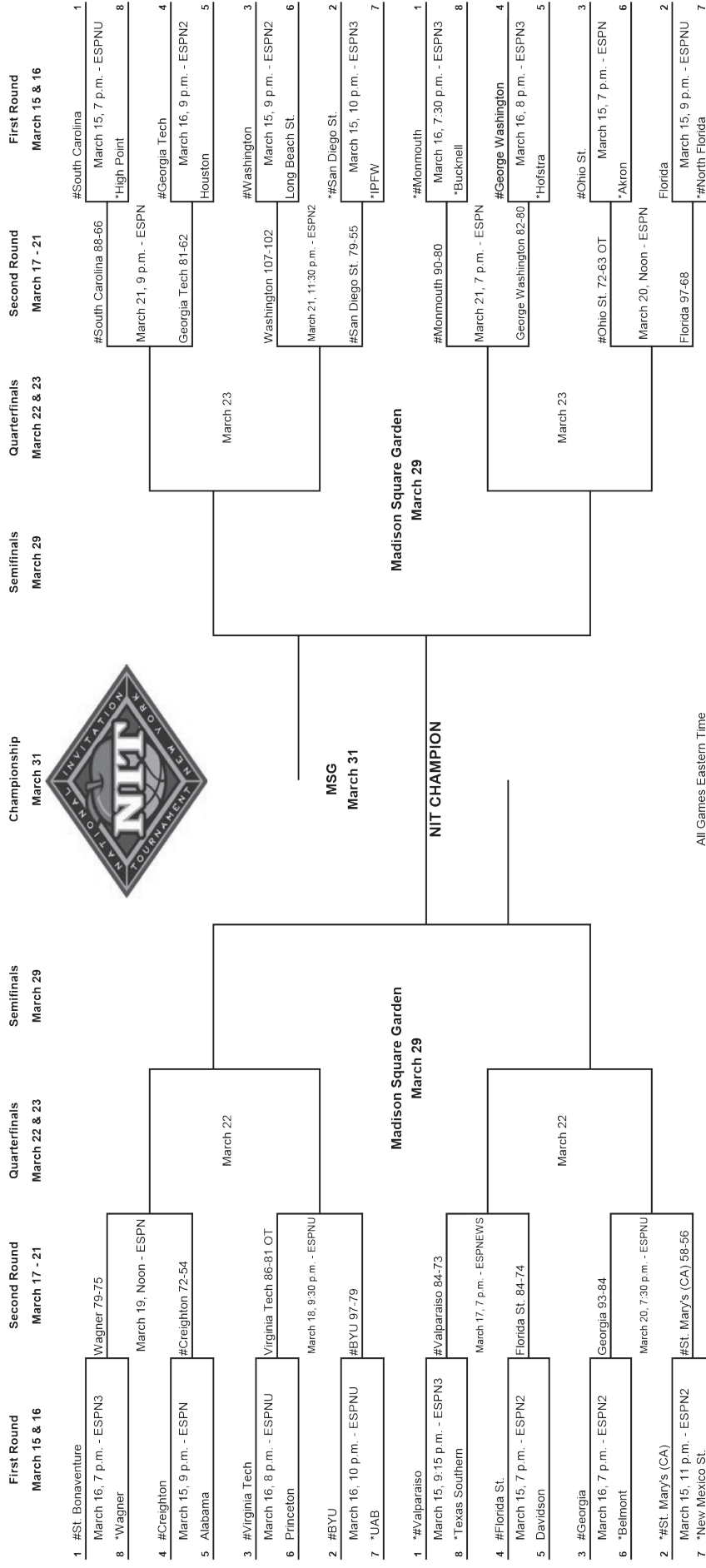
CAREER STATISTICS

SUMMARY	gp-gs	min/g	fg%	3fg%	ft%	r/g	a/g	stl	blk	pts/g	gp-gs	min/g	fg%	3fg%	ft%	r/g	a/g	stl	blk	pts/g
WATSON Jr., Maurice	33-33	31.4	.478	.283	.721	3.4	6.4	31	0	14.4	33-33	31.4	.478	.283	.721	3.4	6.4	31	0	14.4
HUFF, Cole	33-21	22.2	.436	.369	.792	4.9	0.6	21	10	11.3	33-21	22.2	.436	.369	.792	4.9	0.6	21	10	11.3
GROSELLE, Geoffrey	33-32	21.0	.686	.000	.700	6.0	0.5	16	43	10.7	96-41	12.2	.674	.000	.676	3.1	0.3	23	65	5.8
MILLIKEN, James	33-9	25.8	.409	.349	.724	2.1	1.7	13	2	9.6	64-21	26.0	.407	.366	.751	2.4	1.8	26	2	9.6
ZIERDEN, Isaiah	31-31	31.7	.403	.385	.838	3.3	2.2	44	0	10.2	79-38	23.4	.398	.380	.851	2.1	1.6	59	1	7.6
HANSON, Zach	33-1	14.8	.662	.000	.678	3.1	0.1	7	27	6.7	87-9	11.0	.627	.000	.640	2.3	0.1	17	43	4.6
THOMAS, Khyri	32-26	17.8	.478	.412	.436	3.7	1.3	32	2	5.9	32-26	17.8	.478	.412	.436	3.7	1.3	32	2	5.9
HEGNER, Toby	31-12	18.0	.355	.353	.607	3.8	0.5	5	12	5.4	64-40	18.6	.389	.357	.735	3.6	0.6	10	24	6.1
HARRELL Jr., Ronnie	27-0	9.6	.338	.296	.633	2.4	0.9	9	2	2.9	27-0	9.6	.338	.296	.633	2.4	0.9	9	2	2.9
ALBERT, Malik	26-0	8.4	.441	.071	.739	1.1	1.0	12	4	2.7	26-0	8.4	.441	.071	.739	1.1	1.0	12	4	2.7
CLEMENT, Tyler	29-0	4.4	.444	.308	.583	0.6	0.6	10	0	1.2	55-0	5.0	.340	.276	.526	0.6	0.5	12	0	0.9
KRAMPELJ, Martin	7-0	6.6	.474	.200	.167	3.6	0.3	1	3	2.9	7-0	6.6	.474	.200	.167	3.6	0.3	1	3	2.9
STEWART, Marlon	12-0	2.9	.182	.200	.000	0.2	0.0	0	0	0.4	12-0	2.9	.182	.200	.000	0.2	0.0	0	0	0.4

SCORING	fg-fga	fg%	3fg-fga	3fg%	ft-fa	ft%	pts	pts/g	fg-fga	fg%	3fg-fga	3fg%	ft-fa	ft%	pts	pts/g
WATSON Jr., Maurice	173-362	.478	17-60	.283	111-154	.721	474	14.4	173-362	.478	17-60	.283	111-154	.721	474	14.4
HUFF, Cole	127-291	.436	58-157	.369	61-77	.792	373	11.3	127-291	.436	58-157	.369	61-77	.792	373	11.3
GROSELLE, Geoffrey	131-191	.686	0-0	.000	91-130	.700	353	10.7	217-322	.674	0-0	.000	119-176	.676	553	5.8
MILLIKEN, James	101-247	.409	45-129	.349	71-98	.724	318	9.6	196-481	.407	90-246	.366	133-177	.751	615	9.6
ZIERDEN, Isaiah	95-236	.403	70-182	.385	57-68	.838	317	10.2	182-457	.398	130-342	.380	103-121	.851	597	7.6
HANSON, Zach	90-136	.662	0-0	.000	40-59	.678	220	6.7	163-260	.627	0-2	.000	73-114	.640	399	4.6
THOMAS, Khyri	76-159	.478	21-51	.412	17-39	.436	190	5.9	76-159	.478	21-51	.412	17-39	.436	190	5.9
HEGNER, Toby	54-152	.355	41-116	.353	17-28	.607	166	5.4	126-324	.389	86-241	.357	50-68	.735	388	6.1
HARRELL Jr., Ronnie	25-74	.338	8-27	.296	19-30	.633	77	2.9	25-74	.338	8-27	.296	19-30	.633	77	2.9
ALBERT, Malik	26-59	.441	1-14	.071	17-23	.739	70	2.7	26-59	.441	1-14	.071	17-23	.739	70	2.7
CLEMENT, Tyler	12-27	.444	4-13	.308	7-12	.583	35	1.2	17-50	.340	8-29	.276	10-19	.526	52	0.9
KRAMPELJ, Martin	9-19	.474	1-5	.200	1-6	.167	20	2.9	9-19	.474	1-5	.200	1-6	.167	20	2.9
STEWART, Marlon	2-11	.182	1-5	.200	0-0	.000	5	0.4	2-11	.182	1-5	.200	0-0	.000	5	0.4

TOTALS	o-reb	d-reb	t-reb	pf	fo	ast	to	a/to	o-reb	d-reb	t-reb	pf	fo	ast	to	a/to
WATSON Jr., Maurice	17	95	112	86	3	212	111	1.9	17	95	112	86	3	212	111	1.9
HUFF, Cole	20	142	162	74	2	19	26	0.7	20	142	162	74	2	19	26	0.7
GROSELLE, Geoffrey	81	117	198	97	3	15	46	0.3	118	182	300	167	5	27	78	0.3
MILLIKEN, James	10	60	70	41	0	57	26	2.2	19	133	152	92	0	113	56	2.0
ZIERDEN, Isaiah	8	93	101	42	0	69	29	2.4	12	155	167	88	0	124	46	2.7
HANSON, Zach	52	51	103	93	4	4	31	0.1	93	109	202	163	5	9	68	0.1
THOMAS, Khyri	27	92	119	60	1	41	36	1.1	27	92	119	60	1	41	36	1.1
HEGNER, Toby	19	98	117	69	1	16	16	1.0	46	182	228	142	1	41	42	1.0
HARRELL Jr., Ronnie	18	47	65	31	1	24	21	1.1	18	47	65	31	1	24	21	1.1
ALBERT, Malik	4	24	28	10	0	27	18	1.5	4	24	28	10	0	27	18	1.5
CLEMENT, Tyler	2	16	18	15	0	17	12	1.4	3	28	31	30	0	30	23	1.3
KRAMPELJ, Martin	10	15	25	8	0	2	2	1.0	10	15	25	8	0	2	2	1.0
STEWART, Marlon	1	1	2	1	0	0	1	0.0	1	1	2	1	0	0	1	0.0

# 2016 NATIONAL INVITATION TOURNAMENT



**All Games Eastern Time**  
**\*Automatic Qualifiers - Regular Season Conference Champions**  
**#Host Institution**

© Copyright 2016 NIT, L.L.C.