



The Record Book

88
<i>Single-Game Records</i>
89
<i>Team Records & Last Time It Happened</i>
90
<i>Single-Season Records</i>
91
<i>Career Records</i>
92-95
<i>Creighton's 1,000-Point Club</i>
96-98
<i>All-Time Bluejay Roster</i>
99-100
<i>Annual Statistical Leaders</i>
101-102
<i>Annual Results and Statistics</i>
102
<i>All-Time Coaching Ledger</i>
103-104
<i>Creighton & The Pro Ranks</i>
105-109
<i>Creighton Basketball Glossary</i>
110
<i>MVC Tourney History & Records</i>
111
<i>Postseason Tourney History</i>
112-116
<i>Postseason Tourney Teams</i>
117-125
<i>All-Time Results</i>

ESPN's Dick Vitale picked Kyle Korver as his Midseason National Player of the Year last season. Korver finished as a second-team All-American and was a finalist for the Naismith Award, Wooden Award, Senior CLASS Award and Oscar Robertson Trophy.

Points Scored

Pts.	Name, Opponent	Date
51	Bob Portman vs. UW-Milwaukee	12/16/67
47	Eddie Cole at Morningside	11/29/54
46	Bob Portman vs. Weber State	12/23/68
45	Benoit Benjamin vs. Indiana State	01/19/85
	Tim Powers at Idaho State	01/29/66
43	Benoit Benjamin vs. S. Illinois	01/17/85
	Bob Portman at Kansas State	02/12/68
42	Bob Portman vs. LaSalle	01/30/68
40	Rodney Buford vs. Bradley	12/30/98
	Chad Gallagher vs. Wichita State	02/17/90



Bob Portman tallied a school-record 51 points against UW-Milwaukee on December 16, 1967, by successfully converting 16-of-35 field goal attempts and adding 19 free throws.

Field Goals Made

FG	Name, Opponent	Date
19	Wally Anderzunas vs. Weber St.	01/23/69
	Bob Portman vs. LaSalle	01/30/68
	Bob Portman vs. Weber State	12/23/68
18	Benoit Benjamin vs. Indiana State	01/19/85
	Benoit Benjamin vs. S. Illinois	01/17/85
	Eddie Cole at Morningside	11/29/54
17	Bob Portman vs. Houston	02/13/67
	Tim Powers at Idaho State	01/29/66
	Paul Silas vs. Notre Dame	01/11/64
16	Chad Gallagher at Siena	02/03/91
	Wally Anderzunas at Loyola (Ill.)	02/15/69
	Bob Portman vs. UW-Milwaukee	12/16/67

Field Goal Attempts

FGA	Name, Opponent	Date
41	Bob Portman vs. LaSalle	01/30/68
37	Bob Portman at Miami (Fla.)	02/24/68
	Bob Portman at Kansas State	02/12/68
36	Bob Portman at Oklahoma City	02/08/68
	Bob Portman vs. Arizona State	12/07/67
35	Bob Portman vs. UW-Milwaukee	12/16/67
34	Bob Portman vs. Oklahoma City	01/13/68
33	Bob Portman vs. St. Bonaventure	03/05/69
	Bob Portman vs. Portland	02/08/69
	Bob Portman vs. Wichita State	11/30/68

Field Goal Percentage

(Minimum Nine Attempts)			
Pct.	Name (FG-FGA), Opponent	Date	
1.000	Bob Harstad (13-13) vs. UTSA	11/30/90	
	Vernon Moore (9-9) vs. Kearney St.	11/24/85	
.932	Benoit Benjamin (12-13) at Tulsa	03/10/84	
.916	Greg Brandon (11-12) vs. WTSU	01/21/84	
	Jim Honz (11-12) at S. Illinois	01/25/79	
.909	Bob Harstad (10-11) vs. Siena	01/30/90	
.900	Vernon Moore (9-10) vs. Bradley	01/02/85	
.889	Kyle Korver (8-9) at Illinois State	01/02/02	
	Matt Petty (8-9) at SMS	02/13/93	
.882	Vernon Moore (15-17) vs. Ind. St.	01/19/85	
.857	Bob Harstad (12-14) vs. W. Mich.	12/08/89	

3-pt Field Goals

3FG	Name, Opponent	Date
9	Kyle Korver vs. Evansville	01/15/03
8	Kyle Korver at Xavier	12/31/02
	Terrell Taylor vs. Florida	03/15/02
	Tad Ackerman at Drake	01/23/95
7	Kyle Korver vs. Notre Dame	11/26/02
	Kyle Korver vs. Fresno State	02/22/03
	Ryan Sears vs. Wyoming	12/06/97
	Gary Swain vs. Nebraska-Omaha	12/11/86
6	19 times, including five times by Kyle Korver, last at Nebraska	12/21/02

3-pt FG Attempts

FGA	Name, Opponent	Date
15	Kyle Korver vs. Fresno State	02/22/03
	Terrell Taylor vs. Florida	03/15/02
14	Kyle Korver vs. BYU	12/07/02
	Kyle Korver at Nebraska	12/21/02
	Kyle Korver vs. Evansville	01/15/03
13	Kyle Korver at Xavier	12/31/02
	Kyle Korver vs. Iowa	03/15/01
	Kyle Korver at Nebraska	01/02/01
	Edward St. Fleur vs. SMS	03/02/96
	Tad Ackerman vs. S. Illinois	02/27/95
	Tad Ackerman at Drake	01/23/95

Free Throws Made

FT	Name, Opponent	Date
19	Bob Portman vs. UW-Milwaukee	12/16/67
17	Bob Harstad vs. Morgan State	12/22/89
15	Bob Harstad at Southern Illinois	02/10/90
	Bob Harstad vs. Cleveland State	12/06/89
14	Jerry Vanderheydt vs. Florida A&M	12/22/93
	Bob Harstad vs. Southern Illinois	02/23/91
	Bob Harstad vs. Nebraska	12/14/89
	Vernon Moore vs. Regis	12/14/84
13	Several times	

Free Throw Attempts


FTA	Name, Opponent	Date
23	Bob Portman vs. UW-Milwaukee	12/16/67
20	Bob Harstad vs. Morgan State	12/22/89
19	Bob Harstad vs. Cleveland State	12/06/89
18	Jerry Vanderheydt vs. Florida A&M	12/22/93
	Kenny Evans vs. Southern Illinois	02/21/87
	Vernon Moore vs. Regis	12/14/84
16	Bob Harstad vs. Southern Illinois	02/23/91
	Bob Harstad at Southern Illinois	02/10/90
	Benoit Benjamin at Iowa State	12/01/84

Free Throw Percentage

(Minimum 10 Attempts)			
Pct.	Name (FGM-FGA), Opponent	Date	
1.000	Doug Brookins (16-16) vs. SIU	12/16/74	
	Mike Caruso (14-14) vs. LaSalle	01/21/70	
	Bob Portman (13-13) vs. Okla. City	01/13/68	
	Kyle Korver (12-12) vs. Grambling St.	11/29/01	
	Ben Walker (12-12) at Illinois State	02/05/00	
	Kenny Evans (12-12) at Marquette	12/14/85	
	Five tied with 11-11, last by		
	Benoit Benjamin vs. Indiana State	01/19/85	
	Five tied with 10-10, last by		
	Jason Singleton vs. Drake	01/23/93	

20-Rebound Games

Reb.	Name, Opponent	Date
38	Paul Silas vs. Centenary	02/19/62
37	Paul Silas vs. Colorado College	02/14/63
	Paul Silas vs. Tennessee A&I	02/12/63
36	Paul Silas vs. Marquette	01/23/64
35	Paul Silas vs. Wabash	01/06/62
33	Paul Silas at UCLA	12/21/63
31	Paul Silas vs. Nevada	12/23/63
	Paul Silas at Arizona State	12/13/63
30	Paul Silas at LaSalle	12/01/62
29	Paul Silas vs. Clemson	12/15/62
28	Paul Silas at Iowa	12/16/63
27	Paul Silas vs. Aquinas	02/01/64
	Paul Silas vs. Oklahoma City	03/09/64
22	Benoit Benjamin vs. Briar Cliff	12/04/84
21	Ted Wuebben vs. S. Illinois	03/07/72
	Cyril Baptiste vs. CS-Fullerton	12/11/69
	Cyril Baptiste vs. Idaho State	12/09/69
20	Bob Harstad at S. Illinois	01/23/89



Paul Silas owns the top 13 single-game rebounding totals in Creighton history, including nine games with more than 30 caroms.

Assists

Ast.	Name, Opponent	Date
17	Ralph Bobik vs. Bradley	01/22/74
	Ralph Bobik at St. Francis (Pa.)	02/23/73
16	Ralph Bobik vs. BYU	12/17/73
13	Jason Bey vs. Southern Illinois	02/27/95
	Latrell Wrightsell vs. Nebraska	12/07/91
12	Tyler McKinney at Nebraska	12/21/02
	Ed St. Fleur at CS-Sacramento	01/13/96
	Latrell Wrightsell vs. N. Iowa	02/01/92
	Duan Cole at Iowa State	01/16/90
	Vernon Moore at Southern Illinois	01/17/85
	Randy Eckker at Gonzaga	01/14/77
	Randy Eckker at Bradley	01/12/77

Blocked Shots

Blk.	Name, Opponent	Date
12	Benoit Benjamin at Bradley	02/02/85
11	Benoit Benjamin vs. Tulsa	02/16/84
10	Benoit Benjamin vs. S. Illinois	01/17/85
	Benoit Benjamin at Illinois State	03/08/84
	Benoit Benjamin vs. UNO	12/22/83
9	Benoit Benjamin vs. W. Texas St.	01/21/84
8	Benoit Benjamin at Tulsa	02/12/85
	Benoit Benjamin at Chaminade	12/19/84
	Benoit Benjamin vs. Iowa State	12/10/83

Steals

Stl.	Name, Opponent	Date
9	Michael Johnson vs. St. Joe's (Pa.)	12/14/81
8	Latrell Wrightsell vs. Drake	03/02/91
	Latrell Wrightsell vs. Drake	02/21/91
7	Rodney Buford vs. SMS	01/21/98
	Rodney Buford vs. UMKC	11/25/96
	James Farr at Iowa State	12/12/87
	Vernon Moore vs. Southern	01/07/85
	Charles Butler vs. Wake Forest	12/30/74
6	Corie Brandon vs. Maryland	03/13/99
	Corie Brandon vs. Indiana State	01/17/99
	Rodney Buford at Wichita State	01/27/98
	Ryan Sears vs. SMS	01/21/98
	Rodney Buford vs. SMS	01/27/96
	Edward St. Fleur vs. Bradley	01/03/96
	Latrell Wrightsell at Cleveland St.	12/18/91
	Rod Mason vs. Drake	02/11/88
	Duan Cole at Hawaii	12/30/87
	Mark Jones vs. Tulsa	02/13/82
	Vernon Moore vs. S. Illinois	01/07/82

Bold italics indicates 2002-03 performance

Bluejay Triple-Double Performances

Date	Player	Opponent	Pts.	Reb.	Ast.	Blk.	Stl.
02-02-85	Benoit Benjamin	at Bradley (ot)	29	12	0	12	3
01-17-85	Benoit Benjamin	vs. Southern Illinois	43	16	3	10	1
02-16-84	Benoit Benjamin	vs. Tulsa (ot)	24	17	1	11	0

No Creighton player has recorded a triple-double in the traditional fashion: double-digit totals for points, rebounds and assists.

Team Records & Last Time It Happened

Creighton Team Records

Points Scored

Game: 124 at Miami (Fla.), 2/10/64
 Season: **2,688** (34 games), 2002-03
 Season (Opp.): 2,524 (32 games), 1965-66

Scoring Average

Season: 88.2 (26 games), 1965-66
 Season (Opp.): 83.6 (26 games), 1987-88

Field Goals Made

Game: 54-of-106 at Miami (Fla.), 2/10/64
 Season: 1,024 (29 games), 1963-64
 Season (Opp.): 957 (32 games), 1984-85

Field Goal Attempts

Game: 114 vs. Nevada, 12/23/63
 Season: 2,516 (29 games), 1963-64
 Season (Opp.): 2,088 (32 games), 1984-85

Field Goal Percentage

Game: .654 (34-of-52) vs. Evansville, 2/28/00
 Season: .535 (961-of-1797), 1984-85
 Season (Opp.): .486 (831-of-1709), 1977-78

3-Point Field Goals Made

Game: 16 vs. Evansville, 1/4/99
 Season: 289 (33 games), 1999-00
 Season (Opp.): 217 (32 games), 2001-02

3-Point Field Goal Attempts

Game: 33, twice, last vs. Drake, 2/7/01
 Season: 694 (33 games), 1999-00
 Season (Opp.): 607 (33 games), 1999-00

3-Point FG Percentage

Game: .733 (11-of-15) vs. UIC, 12/7/87
 Season: .416 (289-of-694), 1999-00
 Season (Opp.): .388 (217-of-559), 2001-02

Free Throws Made

Game: 38 vs. Drake, 2/19/55
 Season: 696 (25 games), 1970-71
 Season (Opp.): 607 (33 games), 1989-90

Bold italics indicates 2002-03 performance

Free Throw Attempts

Game: 50 vs. Nebraska-Omaha, 1/9/61
 Season: 955 (31 games), 1953-54
 Season (Opp.): 875 (33 games), 1989-90

Free Throw Percentage

Game: 1.000 (14-of-14) vs. SMS, 1/18/93
 Season: .753 (409-of-543), 1992-93
 Season (Opp.): .750 (384-of-512), 1983-84

Rebounds

Game: 91 vs. North Dakota, 2/26/62
 Season: 1,803 (29 games), 1963-64
 Season (Opp.): 1,357 (25 games), 1960-61

Rebounding Average

Season: 62.2 (29 games), 1963-64
 Season (Opp.): 54.3 (25 games), 1960-61

Rebounding Margin

Game: Unknown
 Season: +489 (26 games), 1961-62
 Season (Opp.): +168 (32 games), 1987-88

Assists

Game: 31 vs. Siena, 1/30/90
 Season: 655 (33 games), 1989-90
 Season (Opp.): 479 (32 games), 1987-88

Turnovers

Game: Unknown
 Season: 538 (31 games), 1984-85
 Season (Opp.): 758 (26 games), 1972-73

Blocked Shots

Game: 16 vs. St. Ambrose, 12/21/82
 Season: 193 (32 games), 1984-85
 Season (Opp.): 110 (26 games), 1994-95

Steals

Game: 18 vs. Illinois State, 12/12/99
 18 at Cleveland State, 12/18/91
 Season: 286 (31 games), 1998-99
 Season (Opp.): 268 (32 games), 1984-85

The Last Time It Happened...

Individual Achievements

A player scored 50 points
 CU: Bob Poirman (51) vs. UW-Milwaukee, 12/16/67
 Opp: No record of a CU opponent scoring 50 points

A player scored 40 points
 CU: Rodney Buford (40) vs. Bradley, 12/30/98
 Opp: Bart Kolfoed (43), Keamey State, 12/21/85

A player scored 30 points
 CU: Kyle Korver (31) vs. Evansville, 1/15/03
 Opp: Michael Menser (32) vs. Indiana State, 3/4/01

A player grabbed 20 rebounds
 CU: Bob Harstad (20) at Southern Illinois, 1/23/89
 Opp: LaPhonso Ellis (24), Notre Dame, 1/30/90

A player grabbed 15 rebounds
 CU: Ben Walker (15) at Baylor, 12/4/99
 Opp: Josh Davis (15), Wyoming, 12/1/00

A player had a double-double
 CU: Kyle Korver (12 pts., 10 reb.) vs. Southern Illinois, 3/10/03
 Opp: Jermaine Dearman (10 pts., 10 reb.), Southern Illinois, 3/10/03

A player had a triple-double
 CU: Benoit Benjamin (29 pts., 12 reb., 12 blk) at Bradley, 2/28/85
 Opp: No record of an opponent with a triple-double

A player made five three-pointers
 CU: Kyle Korver (5-of-9) vs. C. Michigan, 3/20/03
 Opp: Trey Guidry (5-of-7), Illinois State, 1/20/08

A player made 10 free throws
 CU: Kyle Korver (12-of-12) vs. Gambling, 11/29/01
 Opp: Mike Manciel (11-of-16), C. Michigan, 3/20/03

A player had 15 free throw attempts
 CU: Rodney Buford (13-of-16) at Northern Iowa, 12/30/97
 Opp: Mike Manciel (11-of-16), C. Michigan, 3/20/03

A player had 10 assists
 CU: Tyler McKinney (10), TCU, 12/6/03
 Opp: Jeremy Starton (10), Evansville, 1/4/99

A player had five steals
 CU: Larry House (5) vs. Indiana State 3/8/03
 Opp: Chris Thomas (5), Notre Dame, 11/26/02

A player had five blocked shots
 CU: Brody Deren (5) vs. Northern Iowa, 2/9/02
 Opp: Troy Ostler (5), Hawaii, 12/22/99

Team Achievements

A team scored 100 points
 CU: 101 vs. Tennessee Tech (101-72), 12/14/02
 Opp: 107 by Iowa State (63-107), 12/1/93

A team made 35 field goals
 CU: 36 at Drake (36-of-59), 2/1/03
 Opp: 35 by Western Kentucky (35-of-60), 12/19/01

A team had 75 field goal attempts
 CU: 76, at Wyoming (33-of-76), 11/22/96
 Opp: 77, by Northern Iowa (27-of-77), 12/30/97

A team shot 55 percent from the field
 CU: 57.4 vs. Northern Iowa (31-for-54), 2/4/03
 Opp: 56.0 by Evansville (28-for-50), 1/23/03

A team made 10 three-point field goals
 CU: 13, Bradley (13-of-25), 2/8/03
 Opp: 10 by Illinois (10-of-21), 3/17/02

A team made 0 three-point field goals
 CU: 0-for-5 at Illinois State, 2/20/93
 Opp: 0-for-8 by Illinois State, 12/12/99

A team had 25 three-point FG attempts
 CU: 25, vs. Bradley (13-of-25), 2/8/03
 Opp: 26 by Northern Iowa (7-of-26), 12/4/02

A team shot 50 percent from three-point range
 CU: .520 vs. Bradley (13-of-25), 2/8/03
 Opp: .533, Indiana State (7-of-12), 3/8/03


A team made 30 free throws
 CU: 30, vs. Southern Illinois (30-for-40), 1/18/03
 Opp: 33, at Drake (33-of-36), 2/13/02

A team had 25 assists
 CU: 26, vs. Tennessee Tech (36 FGM), 12/14/02
 Opp: 25, by Wichita State (34 FGM), 2/6/99


A team had 15 steals
 CU: 17 vs. North Carolina A&T (33 opp. TO), 11/18/01
 Opp: 21, by Southern Illinois (31 CU TO), 2/9/95

A team blocked 10 shots
 CU: 10, vs. Wichita State, 2/17/02
 Opp: 14, by Nebraska, 12/7/94

Bold italics indicates 2002-03 performance




Tyler McKinney
2001-Present




Ben Walker
1997-2001



Brody Deren
2001-Present





Kyle Korver
1999-2003



Larry House
2001-03

500-point Seasons

Pts.	Name (Class)	Year
738	Bob Portman (Jr.)	1967-68
734	Bob Harstad (Jr.)	1989-90
688	Benoit Benjamin (Jr.)	1984-85
681	Bob Portman (Sr.)	1968-69
671	Vernon Moore (Sr.)	1984-85
651	Rod Mason (Sr.)	1987-88
620	Chad Gallagher (Sr.)	1990-91
616	Ray Yost (Sr.)	1953-54
608	Eddie Cole (Jr.)	1953-54
604	Kyle Korver (Sr.)	2002-03
589	Rodney Buford (So.)	1996-97
584	Chad Gallagher (Jr.)	1989-90
576	Rodney Buford (Sr.)	1998-99
573	Paul Silas (Jr.)	1962-63
	Elton Tuttle (Sr.)	1953-54
570	Bob Harstad (Sr.)	1990-91
559	Tim Powers (Jr.)	1965-66
558	Wally Anderzunas (Sr.)	1968-69
555	Rick Apke (Jr.)	1976-77
551	Paul Silas (So.)	1961-62
545	Gene Harmon (Sr.)	1973-74
538	Duan Cole (Sr.)	1991-92
537	Paul Silas (Sr.)	1963-64
530	Rodney Buford (Jr.)	1997-98
517	Bob Harstad (So.)	1988-89
513	Rick Apke (Sr.)	1977-78
506	Bob Gibson (Jr.)	1955-56



Bob Harstad (left) and Bob Portman are the only Bluejays to score more than 700 points in a season.

Scoring Average

Avg.	Name (Class, Year)	Pts.	GP
29.52	Bob Portman (Jr., 1967-68)	738	25
26.19	Bob Portman (Sr., 1968-69)	681	26
22.24	Bob Harstad (Jr., 1989-90)	734	33
22.04	Paul Silas (So., 1961-62)	551	25
22.00	Bob Gibson (Jr., 1955-56)	506	23
21.50	Benoit Benjamin (Jr., 1984-85)	688	32
	Tim Powers (Jr., 1965-66)	559	26
21.46	Wally Anderzunas (Sr., 1968-69)	558	26
21.22	Paul Silas (Jr., 1962-63)	573	27
20.97	Vernon Moore (Sr., 1984-85)	671	32

Field Goals Made


FG	Name (Class)	Year
303	Bob Portman (Jr.)	1967-68
265	Vernon Moore (Sr.)	1984-85
259	Eddie Cole (Jr.)	1953-54
258	Bob Harstad (Jr.)	1989-90
	Benoit Benjamin (Jr.)	1984-85
256	Bob Portman (Sr.)	1968-69
249	Wally Anderzunas (Sr.)	1968-69
242	Gene Harmon (Sr.)	1973-74
240	Chad Gallagher (Jr.)	1989-90
237	Chad Gallagher (Sr.)	1990-91

Field Goal Attempts

FGA	Name (Class)	Year
699	Bob Portman (Jr.)	1967-68
584	Wally Anderzunas (Sr.)	1968-69
583	Bob Portman (Sr.)	1968-69
531	Paul Silas (Jr.)	1962-63
529	Paul Silas (Sr.)	1963-64
524	Paul Silas (So.)	1961-62
512	Rodney Buford (So.)	1996-97
505	Bob Harstad (Jr.)	1989-90
468	Bob Gibson (Jr.)	1955-56
457	Tim Powers (Jr.)	1965-66

Field Goal Percentage

(Minimum 200 Attempts)		
Pct.	Name (Class, Year)	FGM-FGA
.674	Vernon Moore (Sr., 1984-85)	265-393
.595	Vernon Moore (Jr., 1983-84)	188-316
.582	Benoit Benjamin (Jr., 1984-85)	258-443
.578	Rick Apke (Jr., 1976-77)	220-380
.567	Brody Deren (Jr., 2002-03)	115-203
.566	Chad Gallagher (Sr., 1990-91)	237-419
.564	Chad Gallagher (So., 1988-89)	171-303
.563	Randall Crutcher (Sr., 1996-97)	157-279
.559	Vernon Moore (So., 1982-83)	119-213
.557	John C. Johnson (So., 1976-77)	161-289



A 6-2 guard, Vernon Moore had the most accurate shooting season in school and MVC history when he converted 67.4 percent of his field goals during the 1984-85 season.

3-pt Field Goals

3FG	Name (Class)	Year
129	Kyle Korver (Sr.)	2002-03
100	Kyle Korver (So.)	2000-01
82	Tad Ackerman (Jr.)	1994-95
79	Kyle Korver (Jr.)	2001-02
76	Rod Mason (Sr.)	1987-88
69	Duan Cole (Sr.)	1991-92
68	Gary Swain (Sr.)	1986-87
67	Terrell Taylor (Jr.)	2001-02
	Ryan Sears (Jr.)	1999-00
63	Kyle Korver (Fr.)	1999-00
	Ryan Sears (Fr.)	1997-98
	Duan Cole (Jr.)	1990-91

3-pt FG Percentage

(Minimum 50 Attempts)		
Pct.	Name (Class, Year)	FGM-FGA
.480	Kyle Korver (Sr., 2002-03)	129-269
.470	Duan Cole (Jr., 1990-91)	63-134
.468	Ben Walker (Jr., 1999-00)	36-77
.462	Michael Lindeman (Jr., 2002-03)	30-65
.456	Matt West (Sr., 1999-00)	41-90
.455	Matt Petty (Sr., 1992-93)	55-121
.453	Ben Walker (So., 1998-99)	29-64
.452	Kyle Korver (So., 2000-01)	100-221
.452	Rod Mason (Jr., 1986-87)	56-124
.442	Terrell Taylor (Fr., 1999-00)	34-77

Free Throws Made

FT	Name (Class)	Year
218	Bob Harstad (Jr.)	1989-90
215	Elton Tuttle (Sr.)	1953-54
187	Elton Tuttle (Jr.)	1952-53
178	Ray Yost (Sr.)	1953-54
172	Benoit Benjamin (Jr.)	1984-85
169	Bob Portman (Sr.)	1968-69
162	Bob Gibson (Jr.)	1955-56
153	Dick Harvey (Sr.)	1959-60
152	Bob Harstad (So.)	1988-89
150	Bob Harstad (Sr.)	1990-91

Free Throw Attempts

FTA	Name (Class)	Year
313	Elton Tuttle (Sr.)	1953-54
273	Bob Harstad (Jr.)	1989-90
243	Ray Yost (Sr.)	1953-54
233	Benoit Benjamin (Jr.)	1984-85
228	Paul Silas (Jr.)	1962-63
225	Bob Harstad (So.)	1988-89
219	Bob Gibson (Jr.)	1955-56
215	Paul Silas (So.)	1961-62
210	Bob Portman (Sr.)	1968-69
204	Dick Harvey (Sr.)	1959-60

Free Throw Percentage

(Minimum 70 Attempts)		
Pct.	Name (Class, Year)	FTM-FTA
.908	Kyle Korver (Sr., 2002-03)	109-120
.890	Kyle Korver (Jr., 2001-02)	97-109
.882	Doug Brookins (Sr., 1974-75)	98-111
.880	Mike Caruso (Sr., 1970-71)	95-108
.867	Kyle Korver (So., 2000-01)	72-83
.855	Ryan Sears (So., 1989-99)	71-83
.848	Matt Petty (Sr., 1992-93)	95-112
.847	Gene Harmon (Sr., 1973-74)	61-72
.833	Mike Caruso (So., 1968-69)	65-78
.830	Kevin McKenna (Sr., 1980-81)	112-135
.827	Rick Apke (Jr., 1976-77)	115-139
.823	Mike Caruso (Jr., 1969-70)	116-141

All-American Kyle Korver owns four of the top 10 spots on CU's single-season three-pointers made list.

Bold italics indicates 2002-03 performance

Rebounds

Reb.	Name (Class)	Year
631	Paul Silas (Sr.)	1963-64
563	Paul Silas (So.)	1961-62
557	Paul Silas (Jr.)	1962-63
451	Benoit Benjamin (Jr.)	1984-85
385	Bob Portman (Jr.)	1967-68
362	Dick Hartman (Jr.)	1959-60
332	Gregory Brandon (Sr.)	1983-84
330	George Morrow (Sr.)	1980-81
317	Elton McGriff (Sr.)	1964-65
308	Bob Portman (Sr.)	1968-69

Assists

Ast.	Name (Class)	Year
252	Ralph Bobik (Sr.)	1973-74
205	Randy Eecker (Jr.)	1976-77
175	Ryan Sears (Jr.)	1999-00
162	Ralph Bobik (Jr.)	1972-73
159	Vernon Moore (Sr.)	1984-85
155	Edward St. Fleur (Sr.)	1996-97
	James Farr (Sr.)	1988-89
151	Latrell Wrightsell (Sr.)	1991-92
	Randy Eecker (Sr.)	1977-78
141	Tyler McKinney (So.)	2002-03

Blocked Shots

Blk.	Name (Class)	Year
162	Benoit Benjamin (Jr.)	1984-85
157	Benoit Benjamin (So.)	1983-84
92	Benoit Benjamin (Fr.)	1982-83
70	Chad Gallagher (Sr.)	1990-91
62	Chad Gallagher (Jr.)	1989-90
57	Doug Swenson (Jr.)	1997-98
56	Brody Deren (Jr.)	2002-03
52	Livan Pyfrom (Sr.)	2000-01
	Doug Swenson (Sr.)	1998-99
50	Brody Deren (So.)	2001-02

Steals

Stl.	Name (Class)	Year
80	Ryan Sears (Jr.)	1999-00
73	Ryan Sears (Sr.)	2000-01
72	Latrell Wrightsell (Sr.)	1991-92
70	Duan Cole (Sr.)	1991-92
68	Ryan Sears (So.)	1998-99
63	James Farr (Jr.)	1987-88
62	Ryan Sears (Fr.)	1997-98
59	Rodney Buford (Sr.)	1998-99
56	Kyle Korver (So.)	2000-01
55	Latrell Wrightsell (Jr.)	1990-91



Career Records

Points Scored

Pts.	Name	Years
2,116	Rodney Buford	1995-99
2,110	Bob Harstad	1987-91
1,983	Chad Gallagher	1987-91
1,876	Bob Portman	1966-69
1,801	Kyle Korver	1999-03
1,682	Rick Apke	1974-78
1,661	Paul Silas	1961-64
1,654	Vernon Moore	1981-85
1,575	Benoit Benjamin	1982-85
1,526	John C. Johnson	1975-79
1,500	Kevin McKenna	1977-81
1,437	Eddie Cole	1951-55
1,369	Gene Harmon	1971-74
1,361	Duan Cole	1987-92
1,309	Ryan Sears	1997-01
1,303	Elton Tuttle	1951-54
1,272	Bob Gibson	1954-57
1,267	Wally Anderzunas	1965-67, 1968-69
1,254	Gary Swain	1983-87
1,238	Ben Walker	1997-01
1,196	Ray Yost	1951-54
1,172	Dick Harvey	1956-59
1,115	Doug Brookins	1972-75
	Daryl Stovall	1978-82
1,093	Tim Powers	1964-67
1,071	Kenny Evans	1982-87
1,050	Reggie Morris	1982-86
1,023	Rod Mason	1986-88

Scoring Average

Avg.	Name, Years	Pts.	GP
24.68	Bob Portman, 1966-69	1,876	76
20.51	Paul Silas, 1961-64	1,661	81
20.19	Bob Gibson, 1954-57	1,272	63
18.10	Benoit Benjamin, 1982-85	1,575	87
17.93	Rodney Buford, 1995-98	2,116	118
17.36	Wally Anderzunas, 1965-69	1,267	73
17.35	Tim Powers, 1964-67	1,093	63
17.05	Rod Mason, 1986-88	1,023	60
16.70	Gene Harmon, 1971-74	1,369	82
16.48	Bob Harstad, 1987-91	2,110	128



With 13 points against Maryland in the second round of the 1999 NCAA Tournament, Rodney Buford became Creighton's all-time scoring leader.

Field Goals Made

FG	Name	Years
811	Chad Gallagher	1987-91
778	Rodney Buford	1995-99
759	Bob Harstad	1987-91
747	Bob Portman	1966-69
673	Rick Apke	1975-78
649	Vernon Moore	1981-85
643	Paul Silas	1961-64
619	John C. Johnson	1975-79
610	Benoit Benjamin	1982-85
597	Kevin McKenna	1977-81

Field Goal Attempts

FGA	Name	Years
1,739	Rodney Buford	1995-99
1,705	Bob Portman	1966-69
1,584	Paul Silas	1961-64
1,558	Bob Harstad	1987-91
1,472	Chad Gallagher	1987-91
1,345	Wally Anderzunas	1965-69
1,258	Rick Apke	1974-78
1,255	Kevin McKenna	1977-81
1,184	Kyle Korver	1999-03
1,153	John C. Johnson	1975-79

Field Goal Percentage

Pct.	Name, Years	FGM-FGA
.623	Mike Grimes, 2000-Present	188-302
.585	Vernon Moore, 1981-85	649-1,109
.562	Benoit Benjamin, 1982-85	610-1,085
.551	Chad Gallagher, 1987-91	811-1,472
.546	Brody Deren, 2001-Present	241-441
.540	Joe Dabbert, 2000-Present	176-326
.5374	Doug Swenson, 1997-99	251-467
.5369	John C. Johnson, 1975-79	619-1,153
.535	Rick Apke, 1975-78	673-1,258
.531	Dave Wesley, 1975-79	372-700

3-pt Field Goals

3FG	Name	Years
371	Kyle Korver	1999-03
245	Ryan Sears	1997-01
212	Rodney Buford	1995-99
185	Matt Roggenburk	1986-90
177	Duan Cole	1987-92
143	Terrell Taylor	1999-02
	Matt Petty	1989-93
132	Rod Mason	1986-88
131	Tad Ackerman	1994-96
111	Porter Moser	1986-90

3-pt FG Attempts

FGA	Name	Years
819	Kyle Korver	1999-03
689	Ryan Sears	1997-01
558	Rodney Buford	1995-99
481	Matt Roggenburk	1986-90
412	Duan Cole	1987-92
377	Terrell Taylor	1999-02
357	Tad Ackerman	1994-96
353	Matt Petty	1989-93
299	Rod Mason	1986-88
296	Porter Moser	1986-90

Bold italics indicates current student-athlete

3-pt FG Percentage

(Minimum 100 Attempts)

Pct.	Name, Years	3FG-FGA
.453	Kyle Korver, 1999-03	371-819
.441	Rod Mason, 1986-88	132-299
.440	Nerijus Karlikanovas, 1998-00	48-109
.430	Duan Cole, 1987-92	176-410
.405	Matt West, 1996-00	92-227
.405	Matt Petty, 1989-93	143-353
.402	Darin Plautz, 1989-91	94-234
.391	Gary Swain, 1983-87	68-174
.385	Matt Roggenburk, 1986-90	185-481

Free Throws Made

FT	Name	Years
588	Bob Harstad	1987-91
525	Elton Tuttle	1951-54
418	Bob Gibson	1954-57
382	Bob Portman	1966-69
375	Paul Silas	1961-64
356	Vernon Moore	1981-85
355	Benoit Benjamin	1982-85
350	Dick Harvey	1956-60
349	Chad Gallagher	1987-91
348	Rodney Buford	1995-99

Free Throw Attempts

FTA	Name	Years
800	Bob Harstad	1987-91
759	Elton Tuttle	1951-54
637	Paul Silas	1961-64
575	Bob Gibson	1954-57
505	Dick Harvey	1956-60
503	Vernon Moore	1981-85
493	Benoit Benjamin	1982-85
487	Bob Portman	1966-69
485	Chad Gallagher	1987-91
462	Rodney Buford	1995-99

Free Throw Percentage

(Minimum 200 Attempts)

Pct.	Name, Years	FTM-FTA
.891	Kyle Korver, 1999-03	312-350
.844	Mike Caruso, 1968-71	276-327
.807	Ryan Sears, 1997-01	330-409
.800	Rick Apke, 1975-78	336-420
.796	James Farr, 1987-89	212-266
.785	Gene Harmon, 1971-74	183-233
.784	Bob Portman, 1966-69	382-487
.781	Kevin McKenna, 1977-81	306-392
.777	Eddie Cole, 1951-55	230-296
.773	Doug Brookins, 1972-75	191-247

Rebounds

Reb.	Name	Years
1,751	Paul Silas	1961-64
1,126	Bob Harstad	1987-91
1,005	Benoit Benjamin	1982-85
979	Bob Portman	1966-69
891	Chad Gallagher	1987-91
716	Rodney Buford	1995-99
709	Rick Apke	1975-78
696	Wally Anderzunas	1965-67, 1968-69
677	Ben Walker	1997-01
674	Ted Wuebben	1971-74
674	Tim Powers	1964-67



Ryan Sears is CU's all-time leader for assists and steals while also ranking 15th on the all-time scoring list.

Assists

Since 1970-71

Ast.	Name	Years
570	Ryan Sears	1997-01
549	Ralph Bobik	1971-74
458	Randy Ecker	1974-78
418	Vernon Moore	1981-85
382	Duan Cole	1987-92
332	Kevin McKenna	1977-81
317	Latrell Wrightsell	1988-92
294	Kyle Korver	1999-03
292	Gary Swain	1983-87
291	Edward St. Fleur	1995-97

Blocked Shots

Since 1979-80

Blk.	Name	Years
411	Benoit Benjamin	1982-85
183	Chad Gallagher	1987-91
109	Doug Swenson	1997-99
106	Brody Deren	2001-Present
79	Adam Reid	1994-97
76	Livan Pyfrom	1999-01
72	Joe Dabbert	2000-Present
59	Rodney Buford	1995-99
58	Kyle Korver	1999-03
48	Randall Crutcher	1993-97

Steals

Since 1979-80


Stl.	Name	Years
283	Ryan Sears	1997-01
195	Rodney Buford	1995-99
186	Duan Cole	1987-92
172	Kyle Korver	1999-03
154	Latrell Wrightsell	1988-92
150	Vernon Moore	1981-85
148	Ben Walker	1997-01
129	Reggie Morris	1982-86
128	Bob Harstad	1987-91
121	Gary Swain	1983-87

1,000 Point Club


Creighton's All-Time 1,000-Point Scorers




Rodney Buford
1995-99
2,116 points




Bob Harstad
1987-91
2,110 points




Chad Gallagher
1987-91
1,983 points



Bob Portman
1966-69
1,876 points




Kyle Korver
1999-2003
1,801 points




Rick Apke
1974-78
1,682 points




Paul Silas
1961-64
1,661 points




Vernon Moore
1981-85
1,654 points



Benoit Benjamin
1982-85
1,575 points




John C. Johnson
1975-79
1,526 points




Kevin McKenna
1977-81
1,500 points



Eddie Cole
1951-55
1,437 points



Gene Harmon
1971-74
1,369 points



Duan Cole
1987-92
1,361 points



Ryan Sears
1997-2001
1,309 points




Elton Tuttle
1951-54
1,303 points



Bob Gibson
1954-57
1,272 points




Wally Anderzunas
1965-67, 1968-69
1,267 points



Gary Swain
1983-87
1,254 points




Ben Walker
1997-2001
1,238 points




Ray Yost
1951-54
1,196 points




Dick Harvey
1956-60
1,172 points



Doug Brookins
1972-75
1,115 points



Daryl Stovall
1978-82
1,115 points



Kenny Evans
1982-87
1,106 points



Tim Powers
1964-67
1,093 points



Reggie Morris
1982-86
1,050 points



Rod Mason
1986-88
1,023 points

All-Time Scoring Leaders

Year	G-GS	FG-A	Pct.	3FG-A	Pct.	FTA	Pct.	Pts.	Avg.	Reb.	Avg.	PF-D	Ast.	TO	Blk.	Stl.
1. Rodney Buford (2,116 points)																
1995-96	29-11	158-342	.462	46-118	.390	59-81	.728	421	14.5	122	4.2	48-0	41	49	24	49
1996-97	30-30	225-512	.439	58-153	.379	81-110	.736	589	19.6	168	5.6	60-0	48	63	18	44
1997-98	28-28	189-446	.424	53-162	.327	99-138	.717	530	18.9	204	7.3	55-0	58	77	9	43
1998-99	31-31	206-439	.469	55-125	.440	109-133	.820	576	18.6	222	7.2	56-1	68	72	8	59
Totals	118-100	778-1,739	.447	212-558	.380	348-462	.753	2,116	17.9	716	6.1	219-1	215	261	59	195

2. Bob Harstad (2,110 points)																
1987-88	32-32	110-236	.466	1-5	.200	68-112	.607	289	9.0	272	8.5	127-16	40	52	13	29
1988-89	31-31	182-398	.457	1-5	.200	152-225	.676	517	16.7	290	9.4	102-4	40	66	10	30
1989-90	33-33	258-505	.511	0-3	.000	218-273	.799	734	22.2	290	8.8	96-2	31	71	5	38
1990-91	32-32	209-419	.499	2-7	.286	150-190	.790	570	17.8	274	8.6	79-1	41	84	8	31
Totals	128-128	759-1,558	.487	4-20	.200	588-800	.735	2,110	16.5	1126	8.8	404-23	152	273	36	128

3. Chad Gallagher (1,983 points)																
1987-88	32-30	163-313	.521	0-0	.000	39-65	.600	365	11.4	168	5.3	106-9	19	63	27	10
1988-89	27-12	171-303	.564	2-3	.667	70-105	.667	414	15.3	177	6.6	80-5	23	44	24	16
1989-90	33-33	240-437	.549	5-8	.625	99-140	.707	584	17.7	266	8.1	108-5	46	62	62	23
1990-91	32-32	237-419	.566	5-11	.455	141-175	.806	620	19.4	280	8.8	98-8	41	70	70	22
Totals	124-107	811-1,472	.551	12-22	.546	349-485	.720	1,983	16.0	891	7.2	392-27	129	239	183	71

4. Bob Portman (1,876 points)																
1966-67	25-25	188-423	.444	—	—	81-110	.736	457	18.3	286	11.4	—	—	—	—	—
1967-68	25-25	303-699	.438	—	—	132-167	.790	738	29.5	385	15.4	—	—	—	—	—
1968-69	26-26	256-583	.439	—	—	169-210	.805	681	26.2	308	11.8	—	—	—	—	—
Totals	76-76	747-1,705	.438	—	—	382-487	.784	1,876	24.6	979	12.9	—	—	—	—	—

5. Kyle Korver (1,801 points)																
1999-00	33-1	97-204	.475	63-145	.434	34-38	.895	291	8.8	101	3.1	57-1	32	43	5	21
2000-01	32-32	148-315	.470	100-221	.452	72-83	.867	468	14.6	186	5.8	82-2	63	57	14	56
2001-02	29-28	131-274	.478	79-184	.429	97-109	.890	438	15.1	160	5.5	69-2	95	63	16	45
2002-03	34-34	183-391	.468	129-269	.480	109-120	.908	604	17.8	217	6.4	89-2	104	68	23	50
Totals	128-95	559-1184	.472	371-819	.453	312-350	.891	1801	14.1	664	5.2	297-7	294	231	58	172

6. Rick Apke (1,682 points)																
1974-75	27-27	68-133	.511	—	—	39-52	.750	175	6.4	114	4.2	40-1	33	35	—	—
1975-76	26-26	173-318	.544	—	—	93-117	.794	439	16.8	202	7.7	72-4	89	62	—	—
1976-77	28-28	220-380	.578	—	—	115-139	.827	555	19.8	175	6.2	85-4	80	60	—	—
1977-78	28-28	212-427	.496	—	—	89-112	.795	513	18.3	218	7.8	48-5	117	63	—	—
Totals	109-109	673-1,258	.506	—	—	336-420	.800	1,682	15.4	709	6.5	245-14	319	220	—	—

7. Paul Silas (1,661 points)																
1961-62	25-25	213-524	.406	—	—	125-215	.581	551	22.0	563	22.5	83-3	—	—	—	—
1962-63	27-27	220-531	.414	—	—	113-228	.495	573	21.2	557	20.6	74-2	—	—	—	—
1963-64	29-29	210-529	.397	—	—	117-194	.603	537	18.5	631	21.8	81-3	—	—	—	—
Totals	81-81	643-1,584	.406	—	—	375-637	.589	1,661	20.5	1,751	21.6	238-8	—	—	—	—

8. Vernon Moore (1,654 points)																
1981-82	27-19	77-187	.412	—	—	58-87	.667	212	7.9	63	2.3	46-0	40	66	1	37
1982-83	25-18	119-213	.559	—	—	68-96	.708	306	12.2	62	2.5	55-1	92	87	5	25
1983-84	31-31	188-316	.595	—	—	89-129	.690	465	15.0	94	3.0	68-0	127	112	5	52
1984-85	32-32	265-393	.674	—	—	141-191	.738	671	21.0	86	2.7	58-0	159	104	6	36
Totals	115-100	649-1,109	.585	—	—	356-503	.708	1,654	14.4	305	2.6	227-1	418	369	17	150

9. Benoit Benjamin (1,575 points)																
1982-83	27-25	162-292	.555	—	—	76-116	.655	400	14.9	259	9.6	71-2	28	79	92	12
1983-84	30-30	190-350	.540	—	—	107-144	.743	487	16.2	295	9.8	93-2	55	72	157	21
1984-85	32-32	258-443	.582	—	—	172-233	.738	688	21.5	451	14.1	100-2	68	88	162	27
Totals	89-87	610-1,085	.562	—	—	355-493	.720	1,575	17.7	1,005	11.3	264-6	151	239	411	60

All-Time Scoring Leaders

Year	G-GS	FG-A	Pct.	3FG-A	Pct.	FT-A	Pct.	Pts.	Avg.	Reb.	Avg.	PF-D	Ast.	TO	Blk.	Stl.
10. John C. Johnson (1,526 points)																
1975-76	26-15	100-199	.502	—	—	50-75	.667	250	9.6	91	3.5	55-1	32	68	—	—
1976-77	28-22	161-289	.557	—	—	85-104	.807	406	14.5	163	5.8	76-4	67	62	—	—
1977-78	24-24	162-294	.551	—	—	62-90	.689	386	16.1	91	3.8	61-3	56	56	—	—
1978-79	27-27	196-371	.528	—	—	92-134	.687	484	17.9	156	5.8	73-4	75	84	—	—
Totals	105-88	619-1,153	.537	—	—	288-403	.715	1,526	14.5	501	5.8	265-12	230	270	—	—

11. Kevin McKenna (1,500 points)																
1977-78	28-28	104-223	.466	—	—	36-51	.706	244	8.7	80	2.9	99-9	67	57	—	—
1978-79	27-27	120-282	.461	—	—	59-82	.720	319	11.8	102	3.8	107-13	83	70	—	—
1979-80	28-28	182-362	.503	—	—	99-124	.798	463	16.5	123	4.4	98-5	104	84	—	—
1980-81	30-30	181-388	.466	—	—	112-135	.830	474	15.8	121	4.0	102-7	78	87	—	—
Totals	113-113	597-1,255	.476	—	—	306-392	.781	1,500	13.3	426	3.8	406-34	332	298	—	—

12. Eddie Cole (1,437 points)																
1951-52	24	48-176	.273	—	—	26-40	.650	122	5.1	—	—	—	—	—	—	—
1952-53	25	100	—	—	—	59	—	259	10.4	—	—	—	—	—	—	—
1953-54	31	259	—	—	—	90-116	.776	608	19.6	—	—	—	—	—	—	—
1954-55	19	167	—	—	—	114-140	.814	448	23.6	—	—	—	—	—	—	—
Totals	99	574	—	—	—	289	—	1,437	14.5	—	—	—	—	—	—	—

13. Gene Harmon (1,369 points)																
1971-72	26-26	164-320	.513	—	—	83-105	.790	411	15.8	185	7.1	60-3	35	58	—	—
1972-73	26-26	187-367	.509	—	—	39-56	.696	413	15.8	146	5.6	65-3	42	59	—	—
1973-74	30-30	242-435	.556	—	—	61-72	.847	545	18.3	167	5.6	51-1	70	57	—	—
Totals	82-82	593-1,122	.529	—	—	183-233	.785	1,369	16.7	498	6.1	176-7	147	174	—	—

14. Duan Cole (1,361 points)																
1987-88	30-3	39-103	.379	10-32	.313	24-40	.600	112	3.7	51	1.7	36-1	57	40	1	26
1988-89	3-0	3-10	.300	1-2	.500	0-0	.000	7	2.3	4	1.3	4-0	5	5	1	4
1989-90	31-19	83-184	.451	34-84	.405	64-84	.762	264	8.5	65	2.1	75-4	128	72	4	42
1990-91	32-31	145-308	.471	63-134	.470	87-108	.806	440	13.8	75	2.3	93-5	129	75	10	44
1991-92	28-28	196-393	.499	69-160	.431	77-87	.794	538	19.2	98	3.5	77-1	63	66	7	70
Totals	124-81	466-998	.467	177-412	.430	252-329	.766	1,361	11.0	293	2.4	285-11	382	258	23	186

15. Ryan Sears (1,309 points)																
1997-98	28-28	82-203	.409	63-161	.391	66-82	.805	293	10.5	85	3.0	50-1	134	59	3	62
1998-99	31-31	72-205	.351	54-159	.340	71-83	.855	269	8.7	90	2.9	69-0	124	59	1	68
1999-00	33-33	112-264	.424	67-194	.345	103-129	.798	394	11.9	123	3.7	64-0	175	71	1	80
2000-01	32-32	101-273	.370	61-175	.349	90-115	.788	353	11.0	95	3.0	64-0	137	63	1	73
Totals	124-124	367-945	.388	245-689	.356	330-409	.807	1,309	10.6	393	3.2	247-1	570	252	6	283

16. Elton Tuttle (1,303 points)																
1951-52	24	69-265	.263	—	—	123-178	.691	261	10.9	—	—	—	—	—	—	—
1952-53	25	141	—	—	—	187-268	.698	469	18.8	—	—	—	—	—	—	—
1953-54	31	179	—	—	—	215-313	.686	573	18.5	—	—	—	—	—	—	—
Totals	80	389	—	—	—	525-759	.692	1,303	16.3	—	—	—	—	—	—	—

17. Bob Gibson (1,272 points)																
1954-55	19	130	—	—	—	135-185	.729	395	20.5	—	—	—	—	—	—	—
1955-56	23	172-468	.368	—	—	162-219	.739	506	22.0	—	—	—	—	—	—	—
1956-57	21	125-372	.336	—	—	121-171	.708	371	17.7	—	—	—	—	—	—	—
Totals	63	427	—	—	—	418-575	.727	1,272	20.2	—	—	—	—	—	—	—

18. Wally Anderzunas (1,267 points)																
1965-66	26	154-383	.402	—	—	75-100	.750	383	14.7	—	—	—	—	—	—	—
1966-67	21	147-378	.389	—	—	32-48	.667	326	15.5	—	—	—	—	—	—	—
1968-69	26	249-584	.426	—	—	60-86	.698	558	21.5	—	—	—	—	—	—	—
Totals	73	550-1,345	.409	—	—	167-234	.714	1,267	17.2	—	—	—	—	—	—	—

All-Time Scoring Leaders

Year	G-GS	FG-A	Pct.	3FG-A	Pct.	FT-A	Pct.	Pts.	Avg.	Reb.	Avg.	PF-D	Ast.	TO	Blk.	Stl.
19. Gary Swain (1,254 points)																
1983-84	31-6	74-155	.477	—	—	27-37	.730	175	5.6	62	2.0	45-0	55	64	0	42
1984-85	32-32	114-229	.498	—	—	35-44	.795	263	8.2	65	2.0	56-1	102	85	2	37
1985-86	27-27	139-328	.424	—	—	54-72	.750	332	12.3	82	3.0	45-0	66	72	6	40
1986-87	28-28	187-415	.451	68-174	.391	42-56	.750	484	17.3	119	4.3	57-0	69	50	1	42
Totals	118-93	517-1,127	.459	68-174	.391	158-209	.756	1,254	10.6	328	2.8	203-1	292	271	8	161

20. Ben Walker (1,238 points)																
1997-98	28-24	57-143	.399	11-27	.407	32-63	.508	157	5.6	118	4.2	62-2	45	51	3	35
1998-99	31-30	100-210	.476	29-64	.453	63-99	.636	292	9.4	151	4.9	69-1	76	73	3	43
1999-00	33-33	138-300	.460	36-77	.468	85-120	.708	397	12.0	207	6.3	68-1	93	74	0	34
2000-01	32-32	135-332	.407	24-94	.255	98-131	.748	392	12.3	201	6.3	64-1	74	54	2	36
Totals	124-119	430-985	.437	100-262	.382	278-413	.673	1,238	10.0	677	5.5	263-5	288	252	8	148

21. Ray Yost (1,196 points)																
1951-52	24	94-274	.343	—	—	63-110	.573	251	10.5	—	—	—	—	—	—	—
1952-53	25	112	—	—	—	105	—	329	13.2	—	—	—	—	—	—	—
1953-54	31	219	—	—	—	178-243	.733	616	19.9	—	—	—	—	—	—	—
Totals	80	425	—	—	—	346	—	1,196	14.9	—	—	—	—	—	—	—

22. Dick Harvey (1,172 points)																
1956-57	21	56-158	.354	—	—	51-80	.638	163	7.8	—	—	—	—	—	—	—
1957-58	22	82-214	.383	—	—	64-96	.667	228	10.4	—	—	—	—	—	—	—
1958-59	21	107-233	.459	—	—	82-125	.656	296	14.1	—	—	—	—	—	—	—
1959-60	24	166-404	.411	—	—	153-204	.750	485	20.2	—	—	—	—	—	—	—
Totals	88	411-1,009	.407	—	—	350-505	.693	1,172	13.3	—	—	—	—	—	—	—

Tie-23. Doug Brookins (1,115 points)																
1972-73	26	115-250	.460	—	—	37-59	.627	267	10.3	124	4.8	68-2	23	47	—	—
1973-74	29	175-347	.504	—	—	56-77	.727	406	14.0	200	6.9	55-0	50	53	—	—
1974-75	27	172-389	.442	—	—	98-111	.882	442	16.3	193	7.1	64-2	52	49	—	—
Totals	82	462-986	.469	—	—	191-247	.773	1,115	13.6	517	6.3	187-4	125	149	—	—

Tie-23. Daryl Stovall (1,115 points)																
1978-79	18-0	13-38	.342	—	—	6-8	.750	32	1.8	22	1.2	16-1	7	4	—	—
1979-80	28-28	134-260	.515	—	—	48-67	.716	316	11.3	83	3.0	65-1	58	42	13	39
1980-81	30-30	143-293	.488	—	—	61-87	.701	347	11.6	101	3.4	57-0	59	67	9	40
1981-82	27-27	170-330	.515	—	—	80-113	.708	420	15.6	154	5.7	72-1	49	67	14	37
Totals	103-85	460-921	.499	—	—	195-275	.709	1,115	10.8	360	3.5	210-3	173	180	36	116

25. Kenny Evans (1,106 points)																
1982-83	24-0	16-57	.281	—	—	23-31	.742	56	2.3	34	1.4	24-1	23	23	3	9
1983-84	29-21	61-177	.345	—	—	91-115	.791	213	7.3	88	3.0	70-2	63	71	2	26
1984-85	4-0	13-24	.542	—	—	9-13	.692	35	8.8	8	2.0	9-1	11	7	0	7
1985-86	25-25	144-302	.477	—	—	104-132	.788	382	15.9	212	8.5	84-6	62	78	5	30
1986-87	26-25	156-347	.450	15-43	.349	93-145	.641	420	16.2	191	7.3	88-8	42	73	5	30
Totals	108-71	390-907	.430	15-43	.349	320-436	.734	1,106	10.2	533	4.9	275-18	201	252	15	92

26. Tim Powers (1,093 points)																
1964-65	23	127-347	.367	—	—	35-58	.603	289	12.6	243	10.6	61-3	—	—	—	—
1965-66	26	232-457	.508	—	—	95-122	.779	559	21.5	290	11.2	72-3	—	—	—	—
1966-67	14	97-235	.413	—	—	51-71	.718	245	17.5	141	10.1	33-1	—	—	—	—
Totals	63	456-1,039	.439	—	—	181-251	.721	1,093	17.3	674	10.7	166-7	—	—	—	—

27. Reggie Morris (1,050 points)																
1982-83	24-6	60-141	.426	—	—	26-36	.722	157	6.5	30	1.2	50-1	16	34	1	22
1983-84	31-25	93-207	.449	—	—	23-33	.697	209	6.7	41	1.3	67-4	46	35	3	30
1984-85	32-15	137-284	.482	—	—	19-24	.792	293	9.2	56	1.8	62-2	40	43	2	40
1985-86	28-28	182-394	.462	—	—	27-39	.692	391	14.0	87	3.1	72-1	67	36	2	37
Totals	115-74	472-1,026	.460	—	—	95-132	.720	1,050	9.1	214	1.8	251-8	169	148	8	129

28. Rod Mason (1,023 points)																
1986-87	28-27	125-269	.465	56-124	.452	66-86	.767	372	13.3	103	3.7	84-3	83	63	1	20
1987-88	32-32	229-469	.488	76-175	.434	117-153	.765	651	20.3	141	4.4	77-3	109	84	7	51
Totals	60-59	354-738	.480	132-299	.441	183-239	.766	1,023	17.1	244	4.1	161-6	192	147	8	71

All-Time Roster

Name	Years	GP	Pts.	Reb.
A-A-A-A-A-A-A-A-A				
Ackerman, Tad	1994-96	55	538	168
Adley, S. Patrick	1956-60	38	82	—
Amos, Mike	1991-93	54	529	309
Anderson, Tom	1972-75	69	268	85
Anderzunas, Wally	1965-67, 1968-69	73	1,267	696
Angner, Brett	1999-01	32	51	13
Apke, Rick	1974-78	109	1,682	709
Apke, Tom	1962-65	78	605	352
Aspen, Mike	1968-69	8	6	2

Name	Years	GP	Pts.	Reb.
B-B-B-B-B-B-B-B-B				
Babcock, Jerry	1965-68	37	149	183
Bain, Derek	1990-92	28	38	21
Bakos, Jim	1961-64	58	342	296
Balen, Brendon	1967-69	10	4	3
Ball, Tony	1988-90	61	159	93
Baptiste, Cyril	1969-71	48	939	551
Baptiste, Leroy	1970-71	10	4	10
Barnes, Don R.	1937-38	—	—	—
Barry, Don	1958-59	7	3	—
Bates, Cliff	1997-99	43	96	43
Bates, Richard	1979-83	69	478	276
Bauer, Bill	1945-46, 1950-52	23	175	—
Baugh, Landreth	1982-83, 1984-85	58	201	215
Bazelides, Phil	1968-71	51	167	81
Bedford, Clinton Jr.	1960-62	10	50	60
Beem, Sam M.	1936-37	—	—	—
Beha, Joseph	1925-28	20	38	—
Beisser, Ed	1940-43	67	654	—
Belford, Tom	1945-46, 1947-49	21	125	—
Bell, Troy	1988-90	61	252	201

Benjamin, Benoit	1982-85	89	1,575	1005
Bergman, Joe	1968-71	64	565	376
Bergman, Steve	1969-70	4	3	3
Berigan, John	1979-82	19	7	9
Berry, Jim	1955-59	88	921	40
Berry, Thomas	1917-18, 1919-22	—	—	—
Bey, Jason	1991-95	99	151	200
Bien, Alex	1994-95	1	2	1
Binder, Chester R.	1930-33	—	—	—
Bland, Russell D.	1974-75	—	—	—
Bobik, Ralph	1971-74	82	863	390
Boedeker, William F.	1949-51	—	—	—
Bokmueller, Matt	1935-36	3	0	—
Borak, Fred	1935-36	6	2	—
Bova, John	1967-68	14	18	9
Bowden, DeAnthony	2001-03	66	381	147
Boyce, Willie	1965-67	50	469	193
Brandon, Corie	1997-99	59	425	157
Brandon, Gregory	1982-84	57	794	508
Bresnahan, Dennis Jr.	1969-71	47	525	324
Bresnahan, Dan	2001-03	22	9	19
Bresnahan, Joe	1979-83	70	179	152
Bresnahan, Pat	1969-71	27	93	64
Brick, Edmond	1933-36	11	17	—
Brookins, Doug	1972-75	82	1,115	517
Brown, Albert	1924-27	20	128	—
Brown, Charie	1963-65	52	560	131
Brummer, Don	1955-58	63	304	80
Buford, Rodney	1995-99	118	2,116	716
Burdick, Barney	1941-43	17	25	—
Busch, George	1934-37	19	107	—

Name	Years	GP	Pts.	Reb.
Butler, Charles	1972-75	71	623	247
Butrym, Bill	1975-76, 1977-79	22	34	26

Name	Years	GP	Pts.	Reb.
C-C-C-C-C-C-C-C-C				
Callaghan, John	1960-63	42	100	70
Cannon	1945-46	5	2	—
Caro, Ismael	2000-02	63	197	88
Caruso, Mike	1968-71	76	834	173
Case, Delbert V.	1938-39	—	—	—
Chaveny, Jerry	1945-47	21	261	—
Chamberlain, Brian	1992-93	23	55	40
Chapman, Jack	1957-60	56	347	—
Chestnut, Chris	1995-98	60	326	97
Claus, Zac	1993-94	7	1	1
Clausen, Dan	1977-79	15	17	24
Clayman, Albert	1947-48	—	—	—
Cole, Duan	1987-92	124	1,361	293
Cole, Eddie	1951-55	99	1,437	—
Collin, Conrad	1931-34	—	—	—
Collin, Jim	1961-62	4	0	2
Comcovich, William J.	1951-52	—	—	—
Condon, James R.	1918-21	—	—	—
Connolly, Jack	1926-27	—	—	—
Conway, James	1924-26	15	13	—
Corcoran, Bart	1927-30	19	95	—
Corenman, Sidney	1923-25, 1926-27	—	—	—
Crutcher, Randall	1993-97	105	893	548
Cummings, Richard M.	1955-56	—	—	—
Curtis, Francis	1981-82	4	6	1
Custer, Frank	1918-19	—	—	—

Name	Years	GP	Pts.	Reb.
D-D-D-D-D-D-D-D-D				
Dabbert, Joe	2000-Present	98	470	229
Dahl, Kenneth	1957-58	2	0	—
Dantzler, Eric	1991-92	28	175	107
Darcy, Brian	1986-87	22	41	37
Davenport, Donald	1993-95	49	186	171
Davis, Fred	1929-32	10	14	—
de la Vega, Dick	1942-43	12	6	—
Deren, Brody	2001-Present	66	582	338
Devine, John J.	1926-27	—	—	—
Dexter, Bill	1952-53	—	—	—
Diesing, Gordon	1925-28	19	108	—
Dileo, Frank Jr.	1966-68	31	88	31
Dineen, Thomas	1941-42	—	—	—
Dinkins, Paul	1974-78	30	49	16
Donahue, James E.	1947-49	—	—	—
Domberger, Raymond G.	1932-33	—	—	—
Dorwart	1920-21	—	—	—
Dowling, Tom	1959-62	67	340	221
Duffy, Robert P.	1947-49	—	—	—
Dugan, Gerald C.	1930-31	—	—	—

Name	Years	GP	Pts.	Reb.
E-E-E-E-E-E-E-E-E				
Ecker, Randy	1974-78	89	421	189
Edwards, Renard	1983-87	79	327	132
Eickholt, Bob	1960-63	23	40	30
Eisner, Todd	1986-91	98	502	218
Ellefson, Gene	1970-73	76	519	224
Engelbretson, Emil	1933-36	—	—	—
Engelbretson, Norman	1939-41, 1946-47	14	15	—
Englebretson, Roy	1936-39	19	181	—
Evans, Gilbert	1946-47	—	—	—

Name	Years	GP	Pts.	Reb.
Evans, Kenny	1982-87	108	1,106	533
Everett, Greg	1990-91	10	0	4

Name	Years	GP	Pts.	Reb.
F-F-F-F-F-F-F-F-F				
Farmer, Julie E.	1957-58	—	—	—
Farr, James	1987-89	61	754	191
Fesko, Paul	1969-71	23	27	33
Finklea, David	2002-Present	11	9	4
Fitzgerald, Neal	1991-92	6	5	2
Fitzgerald, Robert	1939-41	17	24	—
Flanery, Jim	1986-87	8	0	5
Flecky, Ernie	1945-46, 1947-48	18	25	—
Fleming, Don	1938-41	22	154	—
Fletcher, Francis	1982-83	11	8	15
Fogarty, Hugh	1925-28	15	15	—
Fogarty, Bill	1952-53	—	—	—
Forberg, Charles	1954-56	24	67	0
Forehand, Harry	1961-64	60	204	81
Frost, Jim	1960-61	9	17	19
Funk, Nate	2002-Present	34	159	38

Name	Years	GP	Pts.	Reb.
G-G-G-G-G-G-G-G-G				
Gallagher, Chad	1987-91	124	1,983	891
Galles, Joseph F.	1955-56	—	—	—
Geller, Dylan	1992-93	3	0	0
Geyer, Todd	1989-91	14	6	4
Gibson, Bob	1954-57	63	1,272	174
Gibson, Ward	1942-43, 1946-47	21	538	—
Gilchrist, Frank	1946-50	—	129	—
Giller	1920-21	—	—	—
Gillespie, Todd	1992-93	1	0	0
Goldberg, Rich	1984-85	16	11	9
Gollon, Frank	1952-55	47	71	—
Gradoville, Paul	1950-52	27	156	—
Gradoville, Robert L.	1946-47, 1948-50	—	—	—
Grady, John	1949-50	—	—	—
Green, John	1955-59	70	277	59
Grimes, Mike	2000-Present	93	516	285
Grimmon, Adrian	1994-95	18	28	22
Gripado, Karlas	1983-85	60	119	94
Groves, Wayne	1972-75	44	139	81

Name	Years	GP	Pts.	Reb.
H-H-H-H-H-H-H-H-H				
Haldeman, Gene	1939-42	46	308	—
Haley, J. Edward	1916-20	—	—	—
Haley, Richard	1922-24, 1925-26	18	34	—
Halligan, Denny	1990-94	74	305	130
Hanley, John J.	1935-36	18	32	—
Hanner, Ronald	1954-55	10	10	—
Hanarhan, Thomas L.	1950-51	—	—	—
Harmon, Gene	1971-74	82	1,369	498
Hartmann, Dick	1958-60	46	673	—
Harstad, Bob	1987-91	128	2,110	1126
Harvey, Dick	1956-60	88	1,172	—
Harvey, Bill	1945-47	21	89	—
Haushalter, Bill	1959-60	14	24	—
Haynes, Justin	1996-01	124	441	199
Heaton, Jim	1952-53	—	—	—
Hebenstreit, Frank Jr.	1941-43	19	10	—
Hebenstreit, Joseph O.	1946-47, 1948-49	—	—	—
Heck, Mike	1972-74	35	283	143
Heeke, Daryl	1973-76	55	297	190
Heinrich, Wayne	1971-72	18	38	28

All-Time Roster

Name	Years	GP	Pts.	Reb.
Hess, Harry	1941-42	10	6	—
Hext, Tom	1962-63	20	61	31
Heyden, Bill	1949-53	51	532	—
Hickey, Dave	1966-69	64	693	171
Hillyard, Jason	1993-94	4	0	0
Hoden, LeRoy	1956-57	—	—	—
Hogan, Frank	1968-69	10	17	2
Hogan, Maurice R.	1947-48	—	—	—
Honz, Jim	1977-81	92	864	507
Houlihan, John	1965-67	13	52	16
House, Larry	2001-03	66	596	197
Hubbard, Ed	1957-60, 1961-62	72	328	125
Huss, Alan	1997-01	94	297	175

I-I-I-I-I-I-I-I

Icisin, Jack	1966-69	63	405	176
--------------	---------	----	-----	-----

J-J-J-J-J-J-J-J-J-J

Jaco, Michael	1981-82	23	36	26
James, Loren	1962-64	49	409	255
Jansa, Clifford L.	1937-38	—	—	—
Jansa, Steve	1966-69	75	427	322
Jaquay, Arthur	1939-41	22	197	—
Jensen, Werner P.	1927-30	19	117	—
Jimenez, Santos	1960-63	67	260	107
Johansen, Ed	1984-86	51	221	186
Johnson, Donnie	1997-00	51	307	149
Johnson, Dwight	1983-85	33	28	30
Johnson, John C.	1975-79	105	1,526	501
Johnson, Kevin	1988-89	15	10	4
Johnson, Mark	1983-84	6	5	2
Johnson, Michael A.	1979-82	79	410	156
Johnson, Mike	1987-88	31	123	87
Johnson, Neil	1964-66	33	556	397
Johnson, Orlando "Chuckie"	1995-97	59	471	359
Jones, Clarence	1982-84	—	—	—
Jones, Mark	1979-83	79	226	74
Jones, Robert	1981-82	5	6	0

K-K-K-K-K-K-K-K-K-K

Kampf, Fred W.	1926-29	—	—	—
Karabatsos, Jim	1946-49	—	—	—
Karlikanovas, Nerijus	1998-00	56	458	168
Kearney, Charles V.	1917-21	—	—	—
Kelley, Asa S.	1937-40	—	—	—
Kelly, Daniel D.	1938-39	—	—	—
Kelly, Robert E.	1956-57	—	—	—
Kerschen, Jerry Jr.	1964-67	42	93	48
Ketterer, Jack	1967-70	72	273	114
Kiely, Arthur P.	1930-33	—	—	—
King, Nate	1993-95	51	665	406
Kirchner, Tom	1993-94	3	1	2
Kittleton, Marshall H.	1937-40	—	—	—
Klanderud, Douglas	1954-56	37	137	118
Klein, John	1997-01	74	61	73
Klem, Charles	1935-38	17	24	—
Klepser, Kenneth	1916-17	—	—	—
Klimisch, Bill	1955-56	22	78	69
Knowles, Don	1942-43, 1946-48	21	378	—
Knowles, James W.	1949-51	—	—	—
Kobert, Robert W.	1937-38	—	—	—
Kockrow, Lester	1931-34	—	—	—
Kolder, Dan	1996-00	68	43	25

Name	Years	GP	Pts.	Reb.
Komasinski, Bob	1951-54	74	335	—
Korver, Kyle	1999-03	128	1801	664
Koudele, John	1923-26	12	8	—
Kretz, Bob	1957-58	6	17	—
Krick, Leo	1932-33	—	—	—
Kucera, Bruce	1975-77	19	40	28
Kuehl, Kevin	1974-78	65	222	68

L-L-L-L-L-L-L-L-L-L

Lalich, Daniel	1934-35	—	—	—
Lalley, Gene	1942-43, 1946-48	21	238	—
Lane, Lew	1922-23	—	—	—
Langer, Ralph	1940-43	66	553	—
Larcher, Ed	1946-48	—	—	—
LeBlance, Jerry	1971-72	20	84	77
Lewis, Al	1970-73	73	771	264
Lindeman, Michael	2000-Present	94	511	270
Lindquist, Bill	1942-43	7	4	—
Lingle, John	1957-58	7	22	—
Liss, Lonnie	1954-55	1	0	—
Littlejohn, Ernest	1957-58	3	1	—
Lockett, Marcus	1994-96	46	212	61
Logan, Arthur	1919-20	—	—	—
Logan, Jim	1929-30	8	11	—
Loisel, Don	1952-53	—	—	—
Loisel, Joe	1940-43	44	311	—
Lomax, John	1933-36	18	130	—
Long, Brian	1973-76	23	24	15
Losch, Fred	1963-65	9	0	1
Loudermilk, Carteze	1995-96	36	208	181
Lovley, Leonard F.	1920-24	—	—	—
Lubsey, Colin	1992-93	4	0	0
Lucas, Jerry	1951-53	17	10	—
Luschen, A.	1916-17	—	—	—
Lustman, Samuel J.	1936-37	—	—	—
Lutes, Carl	1916-17	—	—	—
Lynch, Cy	1921-22	—	—	—
Lynch, Mike J.	1961-63	14	9	9
Lyons, Mike D.	1962-64	9	2	2

M-M-M-M-M-M-M-M-M-M

Madsen, Edward J.	1955-56	—	—	—
Maher, Jim	1955-58	54	143	40
Mahone, Jai	1978-80	55	165	85
Mahoney, Frank	1921-24	—	—	—
Manhart, Hugh	1953-55	16	38	—
Manning, Bill	1970-71	10	10	3
Martens, Bill	1957-58	12	11	—
Mason, Rod	1986-88	60	1,023	244
Massie, Jerry	1972-74	24	20	27
Mathiasen, Emmett	1941-42	18	11	—
McAuliffe, Raymond J.	1946-47, 1949-50	—	—	—
McCabe, Eugene L.	1928-29	—	—	—
McClelland, Earl A.	1948-51	—	—	—
McConnell, Tim	1974-78	86	472	247
McCracken, Gary	1985-86	12	3	3
McCracken, Glen	1985-86	5	0	0
McDermott, Leo	1930-31	—	—	—
McDonnel, Hugh	1926-27	—	—	—
McFarland, P.	1916-17	—	—	—
McGaugh, Reggie	1986-87	1	0	0
McGowan, John	1959-60	2	2	—
McGriff, Elton	1963-65	49	552	502

Name	Years	GP	Pts.	Reb.
McIver, Donald	1934-37	19	75	—
McKenna, Kevin	1977-81	113	1,500	426
McKinney, Tyler	2001-Present	66	308	119
McMahon, Dick	1956-60	80	621	—
McManamon, Pete	1960-63	72	568	369
Melchior, Fred	1928-31	19	51	—
Mesmer, Jack	1955-57	27	38	37
Meyer, Bob	1951-54	54	426	—
Michael, Paul	1965-68	75	445	464
Miles, Bob	1963-66	71	559	137
Milliner, Kellen	2002-Present	33	100	42
Millard, Herb	1960-62	46	494	236
Miller, Francis (Ick)	1948-51	—	914	—
Miller, Robert W.	1931-34	—	—	—
Mirsky, Marc	1971-72	26	144	37
Mohr, Dave	1988-89	5	0	0
Moir, Vincent	1921-22	—	—	—
Molitor, Ed	1988-90	20	2	3
Montene, Gerald	1935-39	17	86	—
Montgomery, Rodney E.	1947-48	—	—	—
Montgomery, William J.	1947-49	—	—	—
Moonan	1918-20	—	—	—
Moore, Art Jr.	1967-68	11	6	6
Moore, Marcus	1991-92	20	28	12
Moore, Vernon	1981-85	115	1,654	305
Morris, Reggie	1982-86	115	1,050	214
Morrow, George	1979-81	58	790	609
Moser, Porter	1986-90	107	469	133
Moss, Steven	1970-71	5	1	0
Mower, Roger A.	1965-67	—	—	—
Moylan, John	1965-66	6	11	2
Muenster, Wayne	1955-58	31	84	40
Mulholland, E.J.	1917-20	—	—	—
Mulholland, J.	1920-21	—	—	—
Mullaney, John	1939-40	—	—	—
Mullin, Ed	1951-54	65	122	—
Mulvaney, Brian	1976-77	6	8	0
Munden, Elmer	1940-43	20	11	—
Mungin, Kevin	1995-98	86	272	171
Myers, Herman E., Jr.	1946-47	—	—	—

N-N-N-N-N-N-N-N-N-N

Nelson, Floyd	1935-36	6	7	—
Newell, Jerry	1974-77	32	42	19
Nolan, Dick	1940-43	49	305	—
Noyes, Duane	1940-42	15	4	—
Nygaard, Bill	1986-88	47	130	127

O-O-O-O-O-O-O-O-O-O

O'Brien	1925-26	5	4	—
O'Connor, Jerry	1953-54	—	14	—
O'Dell, Robert Lyle	1954-56	35	430	126
O'Dowd, Bill	1987-91	75	70	96
Officer, Chuck	1960-62, 1963-64	80	994	392
O'Leary, Michael	1932-35	—	—	—
Olk, Meryln	1952-53	—	—	—
Ourada, Jason	1996-99	18	3	6

P-P-P-P-P-P-P-P-P-P

Paben, Lawrence J.	1930-32	—	—	—
Pace, Gene	1968-69	14	20	15
Parish, George	1916-17	—	—	—
Pattee, James J.	1942-43	4	0	—

All-Time Roster

Name	Years	GP	Pts.	Reb.
Paynter, Floyd L.	1921-23	—	—	—
Peckaitis, John J.	1921-22	—	—	—
Pederson, Dave	1950-52, 1953-54	52	151	—
Pederson, Donald L.	1951-52	—	—	—
Pederson, Jack	1934-35	—	—	—
Peterson, Chris	1978-80	49	202	51
Peterson, Jack	1952-54	12	44	—
Petty, Matt	1989-93	85	851	241
Pexa, Edward	1934-35	—	—	—
Pfalmer, Bill	1963-65	16	12	8
Pieper, Leo H.	1930-31	—	—	—
Pietro, James "Bimbo"	1971-74	57	108	45
Platz, Roy R.	1916-18	—	—	—
Plautz, Darin	1989-91	64	467	258
Pohl, Louis	1925-26	14	35	—
Pointer, Fritz	1963-66	78	965	500
Pomeroy, Mike	1986-88	37	95	95
Portman, Bob	1966-69	76	1,876	979
Potter, Tom	1963-64	15	32	11
Powell	1921-22	—	—	—
Powers, Tim	1964-67	63	1,093	674
Pratt, Maurice F.	1934-35	—	—	—
Preston, Jack	1934-35	—	—	—
Prien, Ron	1968-69	2	0	0
Pruitt, Tony	1980-82	45	321	63
Pugh, Tim	1964-67	12	28	22
Putnam, John P.	1955-56	—	—	—
Pyfrom, Livan	1999-01	64	302	167

R-R-R-R-R-R-R-R-R

Rademacher, Dick	1953-54	—	2	—
Radtke, Don	1942-43	5	4	—
Rasmussen, Dennis	1977-80	68	347	141
Ray	1918-19	—	—	—
Reid, Adam	1994-97	77	250	217
Remmer, Jermond	1994-95	13	13	12
Reynolds, Lee	1934-36	7	0	—
Rich, Harry	1932-33	—	—	—
Ritter, Varro	1940-41	5	2	—
Roach, F. Vinson	1937-40	—	—	—
Robbins, Jack W.	1950-51	—	—	—
Robino, Concetto J.	1937-39	—	—	—
Rodgers, Chris	1987-92	76	194	107
Roggenburk, Matt	1986-90	116	876	301
Roh, Roman	1936-39	—	290	—
Rosenquist, Roger	1956-57	13	54	—
Ross, Kevin	1978-82	104	440	261
Ryan, Frank	1923-26	18	100	—
Ryan, J.	1925-27	5	0	—

S-S-S-S-S-S-S-S-S

St. Fleur, Edward	1995-97	59	582	171
Salen, Bob	1942-43, 1946-47	20	164	—
Salerno, Sebastian (Subby)	1945-49	21	114	—
Scheidegger, Steve	1989-90	6	7	4
Schmidt, Willard T.	1931-34	—	—	—
Scrutchens, Robert	1974-77	80	908	179
Seaberg, Marshall	1937-38	—	—	—
Sears, Ryan	1997-01	124	1,309	393
Seib, Leo J.	1938-40	—	—	—
Serr	1918-19	—	—	—
Sexton, Jimmy	1994-95	22	63	32
Shaw, Richard	1936-39	—	280	—

Name	Years	GP	Pts.	Reb.
Sheam, Don	1939-42	40	40	—
Sheridan, Jim	1929-31	8	5	—
Shockey, Richard	1950-51	—	—	—
Silas, Paul	1961-64	81	1,661	1,751
Silvestrini, Carl	1959-62	62	404	290
Simon, Dan	1954-57	60	427	133
Sims, Brandon	2002-03	13	36	8
Singleton, Jason	1992-94	48	388	146
Skoda, Ronald T.	1931-34	—	—	—
Smet, Merrill	1962-66	44	104	82
Smith, Cornell	1973-77	96	931	579
Smith, Keith	1982-86	66	155	168
Smith, Richie	1971-74	80	237	79
Speicher, Joseph H.	1922-25	—	—	—
Spethman, Edward C.	1949-50	—	—	—
Spethman, Gerald	1954-55	15	33	—
Spittler, Victor E.	1916-18, 1919-20	—	—	—
Stanek, Fritz	1953-54	—	1	—
Stanz, Joseph F.	1951-52	—	—	—
Steele, Rick	1993-94	27	156	46
Stefaniak, Ted	1984-87	36	36	35
Stephens, Nate	1969-70	20	144	164
Stessman, Clarence	1957-58	10	26	—
Stivins, Alex	1980-82	55	408	309
Stovall, Daryl R.	1978-82	103	915	360
Sullivan, Glen	1954-56	17	52	0
Swain, Gary	1983-87	118	1,254	328
Swassing, Jim	1960-62	14	12	15
Swenson, Doug	1997-99	59	683	282

T-T-T-T-T-T-T-T-T

Talbot, Joseph L.	1937-38	—	—	—
Tapella, Lou	1964-65	8	2	1
Taylor, Charles F.	1947-48	—	—	—
Taylor, John	1969-71	50	477	95
Taylor, Terrell	1999-02	97	979	258
Temaat, Sylvester	1955-56	1	2	0
Templeman, Joel	1994-98	108	285	309
Terek, Dave	1972-73	15	34	22
Temlin, Harry R.	1916-17	—	—	—
Thomas, Claude	1959-61	14	25	1
Thornton, Dan	1968-70	40	85	93
Thornton, Pat	1951-54	18	10	—
Thynne, James	1940-41	10	14	—
Timm, Bob	1941-42	4	2	—
Timmermier, Clarence R.	1939-40	—	—	—
Tobin, John	1949-52	9	3	—
Tolen, John	1930-31	—	—	—
Trautman, Harry G.	1926-27, 1928-29	—	—	—
Trautman, John A.	1921-25	—	—	—
Trautman, Louis	1926-27, 1928-30	19	69	—
Trieschman, Paul	1977-81	84	298	130
Trish, Douglas	1934-37	19	96	—
Tucker, Andre	1991-94	78	454	288
Turek, Richard J.	1949-51	—	—	—
Tuttle, Elton M.	1951-54	80	1,303	—

V-V-V-V-V-V-V-V-V

Van Ackeren, Maurice E.	1929-32	19	156	—
Van Berkum, Jacob	1938-40	—	—	—
Vanderheydt, Jerry	1990-94	89	739	376
Vandiver, Howard A.	1916-21	—	—	—
Van Zeeland, Bob	1956-59, 1960-61	87	633	61

Name	Years	GP	Pts.	Reb.
W-W-W-W-W-W-W-W-W				
Wagner, John (Larry)	1960-63	74	633	215
Walker, Ben	1997-01	124	1,238	677
Walker, Eric	1991-92	1	2	2
Walker, Robert S.	1967-68	—	—	—
Walker, Steve	1962-63	4	0	2
Walter, Bob	1967-68	4	0	0
Warhaftig, Jay	1964-65	7	68	13
Warin, Emmet	1929-31	8	4	—
Warin, Leo	1929-31	4	0	—
Watts, John	1968-69	14	41	68
Wauer, Ron	1959-60	15	65	—
Weiner, Louis I.	1930-32	—	—	—
Weinerth, Robert M.	1955-56	—	—	—
Wesely, David	1975-79	106	967	666
West, Matt	1996-00	106	502	218
Wharton, Troy	1993-97	107	495	176
Whetstone, Jamie	1985-86	19	47	28
Whyte, Thomas C.	1948-49	—	—	—
Wiedenfeld, John F.	1946-47	—	—	—
Wiedenfeld, Dick	1946-48	—	102	—
Wiegert, Erich	1968-70	6	4	5
Wiesner, Anthony A.	1931-33	—	—	—
Wiesner, Fred L.	1931-33	—	—	—
Wiberding, Larry	1960-61	5	21	11
Wilcox, Johnnie	1934-37	9	6	—
Williams, Frankie	1990-91	11	10	2
Wilson, Eddie Thomas	1918-19	—	—	—
Wilson, Edward J.	1933-34	—	—	—
Winder, Al	1966-67	12	92	29
Wirskye, Bill	1984-85	20	33	29
Wise, Harold C.	1918-22	—	—	—
Wood, Wyville	1982-86	65	99	73
Woods, Jerry E.	1956-57	—	—	—
Worley, Mike	1993-94	21	75	21
Worthing, Willie	1929-32	19	91	—
Wragge, Dave	1959-60	8	13	—
Wrightsell, Latrell	1988-92	114	551	188
Wuebben, Ted	1971-74	82	889	677

Y-Y-Y-Y-Y-Y-Y-Y-Y

Yost, Ray	1951-54	80	1,196	—
-----------	---------	----	-------	---

Z-Z-Z-Z-Z-Z-Z-Z-Z

Zeman, Tony	1945-46	21	45	—
Ziesel, Eugene L.	1938-40	—	—	—
Ziesel, William A.	1936-38	—	—	—
Zuercher, Robert A.	1934-35	—	—	—

The records prior to the 1960-61 season are not complete for each year and the numbers reflect only those available.

Annual Leaders

Scoring

Year	Player	Pts.	Avg.
'02-03	Kyle Korver	604	17.8
'01-02	Kyle Korver	438	15.1
'00-01	Kyle Korver	468	14.6
'99-00	Ben Walker	397	12.0
'98-99	Rodney Buford	576	18.6
'97-98	Rodney Buford	530	18.9
'96-97	Rodney Buford	589	19.6
'95-96	Rodney Buford	421	14.5
'94-95	Tad Ackerman	338	13.0
'93-94	Nate King	424	15.7
'92-93	Matt Petty	446	17.2
'91-92	Duan Cole	538	19.2
'90-91	Chad Gallagher	620	19.4
'89-90	Bob Harstad	734	22.2
'88-89	Bob Harstad	517	16.7



Bob Harstad (above), Larry Bird, Xavier McDaniel and Oscar Robertson are the MVC's only players with 2,000 points and 1,000 career rebounds.


'87-88	Rod Mason	651	20.3
'86-87	Gary Swain	484	17.3
'85-86	Reggie Morris	391	14.0
'84-85	Benoit Benjamin	688	21.5
'83-84	Benoit Benjamin	487	16.2
'82-83	Benoit Benjamin	400	14.9
'81-82	Daryl Stovall	420	15.6
'80-81	Kevin McKenna	474	15.8
'79-80	Kevin McKenna	463	16.5
'78-79	John C. Johnson	484	17.9
'77-78	Rick Apke	513	18.3
'76-77	Rick Apke	555	19.8
'75-76	Rick Apke	439	16.8
'74-75	Doug Brookins	442	16.3
'73-74	Gene Harmon	545	18.3
'72-73	Gene Harmon	413	15.8
'71-72	Gene Harmon	411	15.8
'70-71	Cyril Baptiste	486	20.2
'69-70	Cyril Baptiste	453	18.9
'68-69	Bob Portman	681	26.2
'67-68	Bob Portman	738	29.5
'66-67	Bob Portman	457	18.3
'65-66	Tim Powers	559	21.5
'64-65	Elton McGriff	345	15.0
'63-64	Paul Silas	537	18.5
'62-63	Paul Silas	573	21.2
'61-62	Paul Silas	551	22.0
'60-61	Chuck Officer	403	16.1
'59-60	Dick Harvey	485	20.2
'58-59	Dick Harvey	296	14.1

Year	Player	Pts.	Avg.
'57-58	Jim Berry	248	11.3
'56-57	Bob Gibson	371	17.7
'55-56	Bob Gibson	506	22.0
'54-55	Eddie Cole	448	23.6
'53-54	Ray Yost	616	19.9
'52-53	Elton Tuttle	469	18.8
'51-52	Bill Heyden	309	12.9
'50-51	Francis Miller	408	15.1
'49-50	Francis Miller	405	15.6
'48-49	Not available	—	—
'47-48	Not available	—	—
'46-47	Ward Gibson	385	14.3
'45-46	Jerry Caveny	261	12.4
'43-45	Did not compete due to WWII	—	—
'42-43	Ralph Langer	236	11.2
'41-42	Ralph Langer	252	10.5
'40-41	Brownie Jaquay	197	9.0
'39-40	Not available	—	—
'38-39	Carl Roh	160	7.0
'37-38	Richard Shaw	147	5.9
'36-37	Richard Shaw	133	6.7
'35-36	Emil Engelbretson	181	9.5
'34-35	Not available	—	—
'33-34	Not available	—	—
'32-33	Not available	—	—
'31-32	Not available	—	—
'30-31	Not available	—	—
'29-30	M. Van Ackeren	156	8.2
'28-29	Not available	—	—
'27-28	Not available	—	—
'26-27	Not available	—	—
'25-26	Al Brown	128	6.4
'24-25	Not available	—	—
'23-24	Not available	—	—
'22-23	Not available	—	—
'21-22	Not available	—	—
'20-21	Not available	—	—
'19-20	Not available	—	—
'18-19	Not available	—	—
'17-18	Chuck Kearney	225	16.1
'16-17	Not available	—	—

Rebounding

Year	Player	Reb.	Avg.
'02-03	Kyle Korver	217	6.4
'01-02	Brody Deren	164	5.1
'00-01	Ben Walker	201	6.3
'99-00	Ben Walker	207	6.3
'98-99	Rodney Buford	222	7.2
'97-98	Rodney Buford	204	7.3
'96-97	Randall Crutcher	203	6.8
'95-96	Chuckie Johnson	192	6.6
'94-95	Randall Crutcher	171	6.6
'93-94	Nate King	242	9.0
'92-93	Mike Amos	194	7.5
'91-92	Mike Amos	115	4.1
'90-91	Chad Gallagher	280	8.8
'89-90	Bob Harstad	290	8.8
'88-89	Bob Harstad	290	9.4
'87-88	Bob Harstad	272	8.5
'86-87	Kenny Evans	191	7.3
'85-86	Kenny Evans	212	8.5
'84-85	Benoit Benjamin	451	14.1
'83-84	Gregory Brandon	332	10.7

Year	Player	Reb.	Avg.
'82-83	Benoit Benjamin	259	9.6
'81-82	Alex Stivrins	187	7.5
'80-81	George Morrow	330	11.0
'79-80	George Morrow	279	10.0
'78-79	David Wesely	261	9.7
'77-78	Rick Apke	218	7.8
'76-77	Cornell Smith	191	7.0
'75-76	Rick Apke	202	7.7
'74-75	Doug Brookins	193	7.1
'73-74	Ted Wuebben	203	6.8
'72-73	Ted Wuebben	219	8.4
'71-72	Ted Wuebben	255	9.8
'70-71	Cyril Baptiste	270	11.2
'69-70	Cyril Baptiste	281	11.7
'68-69	Bob Portman	308	11.8
'67-68	Bob Portman	385	15.4
'66-67	Bob Portman	286	11.4
'65-66	Neil Johnson	302	12.1
'64-65	Elton McGriff	317	13.8
'63-64	Paul Silas	631	21.8
'62-63	Paul Silas	557	20.6
'61-62	Paul Silas	563	22.5
'60-61	Carl Silvestrini	236	9.4
'59-60	Not available	—	—
'58-59	Dick Hartmann	333	15.1
'57-58	Not available	—	—
'56-57	Not available	—	—
'55-56	Bob Gibson	174	7.6



Bob Gibson led Creighton in scoring twice and rebounding once before gaining acclaim as a Hall of Fame pitcher for the St. Louis Cardinals.

Assists

Year	Player	A	Avg.
'02-03	Tyler McKinney	141	4.1
'01-02	Kyle Korver	95	3.3
'00-01	Ryan Sears	137	4.3
'99-00	Ryan Sears	175	5.3
'98-99	Ryan Sears	124	4.0
'97-98	Ryan Sears	134	4.8
'96-97	Edward St. Fleur	155	5.2
'95-96	Edward St. Fleur	136	4.7
'94-95	Marcus Lockett	86	3.3
'93-94	Denny Halligan	78	2.7
'92-93	Matt Petty	80	3.1
'91-92	Latrell Wrightsell	151	5.4
'90-91	Duan Cole	129	4.0
'89-90	Duan Cole	128	3.9
'88-89	James Farr	155	5.0

Year	Player	A	Avg.
'87-88	James Farr	120	4.0
'86-87	Rod Mason	83	3.0
'85-86	Bernard Edwards	76	2.7
'84-85	Vernon Moore	159	5.0
'83-84	Vernon Moore	127	4.1
'82-83	Vernon Moore	92	3.7
'81-82	Alex Stivrins	75	3.0
'80-81	George Morrow	94	3.1
'79-80	Kevin McKenna	104	3.7
'78-79	David Wesely	108	4.0
'77-78	Randy Eccker	151	5.4
'76-77	Randy Eccker	205	7.3
'75-76	Randy Eccker	92	4.0
'74-75	Charles Butler	92	3.4
'73-74	Ralph Bobik	252	8.4
'72-73	Ralph Bobik	162	6.2
'71-72	Ralph Bobik	135	5.2
'70-71	Michael Caruso	108	4.3

Steals

Year	Player	S	Avg.
'02-03	Kyle Korver	50	1.5
'01-02	Kyle Korver	45	1.6
'00-01	Ryan Sears	73	2.3
'99-00	Ryan Sears	80	2.4
'98-99	Ryan Sears	68	2.2
'97-98	Ryan Sears	62	2.2
'96-97	Edward St. Fleur	46	1.5
'95-96	Edward St. Fleur	51	1.8
'94-95	Marcus Lockett	28	1.1
'93-94	Jason Singleton	41	1.4
'92-93	Jason Singleton	38	1.5
'91-92	Latrell Wrightsell	72	2.6
'90-91	Latrell Wrightsell	55	1.7
'89-90	Duan Cole	42	1.3
'88-89	James Farr	38	1.2
'87-88	James Farr	63	2.1
'86-87	Gary Swain	42	1.5
'85-86	Gary Swain	40	1.5
'84-85	Reggie Morris	40	1.3
'83-84	Vernon Moore	52	1.7
'82-83	Mark Jones	37	1.4
'81-82	Stovall & Moore	37	1.4
'80-81	Kevin McKenna	47	1.6

Blocked Shots


Year	Player	Blk.	Avg.
'02-03	Brody Deren	56	1.6
'01-02	Brody Deren	50	1.6
'00-01	Livan Pyfrom	52	1.6
'99-00	Livan Pyfrom	24	0.8
'98-99	Doug Swenson	58	1.9
'97-98	Doug Swenson	57	2.0
'96-97	Adam Reid	41	1.4
'95-96	Rodney Buford	24	0.8
'94-95	Randall Crutcher	22	0.9
'93-94	Nate King	27	0.9
'92-93	Mike Amos	19	0.7
'91-92	Jerry Vanderheydt	18	0.6
'90-91	Chad Gallagher	70	2.2
'89-90	Chad Gallagher	62	1.9
'88-89	Troy Bell	26	0.8
'87-88	Chad Gallagher	27	0.8
'86-87	Mike Pomeroy	20	0.8

Annual Leaders

Year	Player	Blk.	Avg.
'85-86	Ed Johansen	37	1.3
'84-85	Benoit Benjamin	162	5.1
'83-84	Benoit Benjamin	157	5.2
'82-83	Benoit Benjamin	92	3.4
'81-82	Alex Stivrins	16	0.6
'80-81	Jim Honz	15	0.6

Field Goal Percentage Minimum 4 FGM/g

Year	Player	FG-FGA	Pct.
'02-03	Larry House	157-308	.510
'01-02	Kyle Korver	131-274	.478
'00-01	Kyle Korver	148-315	.470
'99-00	Ben Walker	138-300	.460
'98-99	Doug Swenson	136-250	.544
'97-98	Doug Swenson	115-217	.530
'96-97	Randall Crutcher	157-269	.563
'95-96	Rodney Buford	158-342	.462
'94-95	Tad Ackerman	116-299	.388
'93-94	Nate King	180-365	.493
'92-93	Matt Petty	148-308	.481
'91-92	Duan Cole	196-393	.499
'90-91	Chad Gallagher	237-419	.566
'89-90	Chad Gallagher	240-437	.549
'88-89	Chad Gallagher	171-303	.564
'87-88	Chad Gallagher	163-313	.521
'86-87	Rod Mason	125-269	.465
'85-86	Kenny Evans	144-302	.477
'84-85	Vernon Moore	265-393	.674
'83-84	Vernon Moore	188-316	.595
'82-83	Benoit Benjamin	162-292	.655
'81-82	Daryl Stovall	170-330	.515
'80-81	George Morrow	153-301	.508
'79-80	Jim Honz	149-251	.594
'78-79	Jim Honz	114-213	.535
'77-78	John C. Johnson	162-294	.551
'76-77	Rick Apke	220-380	.578
'75-76	Rick Apke	173-318	.544
'74-75	Charles Butler	139-263	.528
'73-74	Gene Harmon	242-435	.556
'72-73	Gene Harmon	187-367	.509
'71-72	Al Lewis	147-286	.514
'70-71	Cyril Baptiste	186-351	.529
'69-70	Cyril Baptiste	178-346	.521
'68-69	Bob Portman	256-583	.439
'67-68	Bob Portman	303-699	.438
'66-67	Bob Portman	188-423	.444
'65-66	Tim Powers	232-457	.508
'64-65	Elton McGriff	136-303	.449
'63-64	Chuck Officer	168-383	.439
'62-63	Tom Apke	115-266	.433
'61-62	Paul Silas	213-524	.406
'60-61	Herb Millard	107-261	.410
'59-60	Dick Hartmann	178-404	.441
'58-59	Dick Harvey	107-233	.459
'57-58	Bob Van Zeeland	92-217	.424
'56-57	Jim Berry	103-242	.426
'55-56	Lyle O'Dell	81-182	.445
'54-55	Not available	—	—
'53-54	Not available	—	—
'52-53	Not available	—	—
'51-52	Bill Heyden	110-300	.367



Larry House led Creighton by shooting 51 percent from the field in 2002-03.

Three-Point Field Goals

Year	Player	3FG	Avg.
'02-03	Kyle Korver	129	3.8
'01-02	Kyle Korver	79	2.7
'00-01	Kyle Korver	100	3.1
'99-00	Ryan Sears	67	2.0
'98-99	Rodney Buford	55	1.8
'97-98	Ryan Sears	63	2.3
'96-97	Rodney Buford	58	1.9
'95-96	Tad Ackerman	49	1.7
'94-95	Tad Ackerman	82	3.2
'93-94	Troy Wharton	39	1.3
'92-93	Matt Petty	44	2.1
'91-92	Duan Cole	69	2.5
'90-91	Duan Cole	63	2.0
'89-90	Matt Roggenburk	57	1.7
'88-89	Matt Roggenburk	58	1.9
'87-88	Rod Mason	76	2.4
'86-87	Gary Swain	68	2.4



Tad Ackerman's 3.2 three-pointers per game in 1994-95 ranks second in school history.

Free Throw Percentage Minimum 2FTM/g

Year	Player	FT-FTA	Pct.
'02-03	Kyle Korver	109-120	.908
'01-02	Kyle Korver	97-109	.890
'00-01	Kyle Korver	72-83	.867
'99-00	Ryan Sears	103-129	.798
'98-99	Ryan Sears	71-83	.855
'97-98	Ryan Sears	66-82	.805
'96-97	Rodney Buford	81-110	.736
'95-96	Edward St. Fleur	66-88	.750
'94-95	Randall Crutcher	59-120	.492
'93-94	Jerry Vanderheydt	119-152	.778
'92-93	Matt Petty	95-112	.848
'91-92	Latrell Wrightsell	80-96	.833
'90-91	Chad Gallagher	141-175	.806
'89-90	Bob Harstad	218-273	.799
'88-89	James Farr	130-165	.788
'87-88	James Farr	82-101	.812
'86-87	Rod Mason	66-86	.767
'85-86	Kenny Evans	104-132	.788
'84-85	Vernon Moore	141-191	.738
'83-84	Kenny Evans	91-115	.791
'82-83	Gregory Brandon	75-104	.721
'81-82	Daryl Stovall	80-113	.708
'80-81	Kevin McKenna	112-135	.830
'79-80	Kevin McKenna	99-124	.798
'78-79	David Wesely	92-115	.800
'77-78	David Wesely	57-69	.826
'76-77	Rick Apke	115-139	.827
'75-76	Rick Apke	93-117	.794
'74-75	Doug Brookins	98-111	.882
'73-74	Gene Harmon	61-72	.847
'72-73	Ralph Bobik	55-67	.820
'71-72	Gene Harmon	83-105	.790
'70-71	Mike Caruso	95-108	.880
'69-70	Mike Caruso	116-141	.823
'68-69	Bob Portman	169-210	.805
'67-68	Bob Portman	132-167	.790
'66-67	Bob Portman	81-110	.736
'65-66	Tim Powers	95-122	.779
'64-65	Bob Miles	62-78	.795
'63-64	Fritz Pointer	67-97	.691
'62-63	Pete McManamon	61-80	.763
'61-62	Larry Wagner	53-76	.697
'60-61	Pete McManamon	51-65	.785
'59-60	Dick Harvey	153-204	.750
'58-59	Jim Berry	53-68	.779
'57-58	Jim Berry	60-79	.759
'56-57	Jim Berry	57-70	.814
'55-56	Bob Gibson	162-219	.740
'54-55	Eddie Cole	114-140	.814
'53-54	Eddie Cole	90-116	.776
'52-53	Not available	—	—
'51-52	Bill Heyden	89-121	.736
'50-51	Not available	—	—
'49-50	Not available	—	—
'48-49	Not available	—	—
'47-48	Not available	—	—
'46-47	Not available	—	—
'45-46	Not available	—	—
'43-45	Did not compete due to WWII	—	—
'42-43	Not available	—	—
'41-42	No qualifiers	—	—
'40-41	No qualifiers	—	—

Creighton's MVC Single-Season Statistical Leaders

Scoring

Year	Player	Pts.	Avg.
'97-98	Rodney Buford	530	18.9
'47-48	Don Knowles*	122	12.2
'38-39	Carl Roh*	160	11.4
'37-38	Dick Shaw*	147	10.5
'36-37	Dick Shaw*	133	11.1
'35-36	Emil Engelbretson*	129	10.8
'33-34	E. Engelbretson*	88	8.8
'32-33	Conrad Collin*	114	11.4
'31-32	Willard Schmidt*	81	10.1
'30-31	Maurice Van Ackeren*	72	9.0

* MVC games only

Rebounding

Year	Player	Reb.	Avg.
'88-89	Bob Harstad	290	9.4

Assists

Year	Player	Ast.	Avg.
'99-00	Ryan Sears	175	5.3

Field Goal Percentage

Year	Player	FGM-FGA	Pct.
'02-03	Mike Grimes	110-166	.663

Free Throw Percentage

Year	Player	FTM-FTA	Pct.
'02-03	Kyle Korver	109-120	.908
'02-03	Kyle Korver	*65-73	.890
'01-02	Kyle Korver	97-109	.890

Steals

Year	Player	Steals	Avg.
'01-02	Kyle Korver	45	1.55

Three-Point FG Percentage

Year	Player	3FG-A	Pct.
'02-03	Kyle Korver	129-269	.480
'01-02	Kyle Korver	*49-102	.480
'99-00	Ben Walker	36-77	.468
'99-00	Kyle Korver	*41-78	.526

Three-Point Field Goals

Year	Player	3FG	Avg.
'02-03	Kyle Korver	129	3.79
'02-03	Kyle Korver	*53	2.94
'00-01	Kyle Korver	100	3.12

Blocked Shots

Year	Player	Blocks	Avg.
'02-03	Brody Deren	56	1.65
'02-03	Brody Deren	*30	1.67

Assist/Turnover Ratio

Year	Player	A-T Ratio
'02-03	Tyler McKinney	141-54 2.61
'02-03	Tyler McKinney	*73-24 3.04

Year-By-Year Team Statistics

Year	Record	H	A	N	Conf.	FGM	FG%	3FGM	3FG%	FTM	FT%	Ast.	TO	Bk.	Stl.	MVC Finish/Postseason Tournaments
2002-03	29-5	17-0	7-4	5-1	15-3	974	.498	270	.390	470	.693	575	462	153	283	MVC 2nd, 3-0 MVC Tour., 0-1 NCAA Tour.
2001-02	23-9	12-3	7-5	4-1	14-4	849	.464	230	.372	493	.730	488	458	125	261	MVC T-1st, 3-0 MVC Tour., 1-1 NCAA Tour.
2000-01	24-8	14-0	7-5	3-3	14-4	788	.442	249	.359	500	.702	490	426	114	293	MVC 1st, 1-1 MVC Tour., 0-1 NCAA Tour.
1999-00	23-10	10-3	8-6	5-1	11-7	819	.477	289	.416	483	.720	510	484	77	262	MVC 4th, 3-0 MVC Tour., 0-1 NCAA Tour.
1998-99	22-9	12-2	6-6	4-1	11-7	800	.455	236	.382	521	.714	451	476	91	286	MVC T-2nd, 3-0 MVC Tour., 1-1 NCAA Tour.
1997-98	18-10	12-2	6-7	0-1	12-6	723	.455	203	.363	451	.688	430	460	127	261	MVC 2nd, 0-1 MVC Tourney, 0-1 NIT
1996-97	15-15	11-3	3-9	1-3	10-8	746	.435	172	.361	360	.630	385	373	88	197	MVC T-6th, 0-1 MVC Tournament
1995-96	14-15	8-6	6-7	0-2	9-9	707	.399	172	.314	345	.633	382	389	101	206	MVC T-5th, 0-1 MVC Tournament
1994-95	7-19	4-9	3-10	0-0	4-14	567	.379	175	.342	279	.559	343	465	73	136	MVC T-9th
1993-94	7-22	6-8	0-13	1-1	3-15	663	.397	140	.308	432	.658	435	522	72	206	MVC T-9th
1992-93	8-18	8-5	0-13	0-0	6-12	570	.446	118	.365	409	.753	384	469	47	176	MVC 10th
1991-92	9-19	6-7	3-9	0-3	7-11	649	.445	126	.364	382	.706	417	432	75	237	MVC 6th, 0-1 MVC Tournament
1990-91	24-8	10-2	9-5	5-1	12-4	876	.483	193	.406	517	.752	579	469	115	228	MVC 1st, 3-0 MVC Tour., 1-1 NCAA Tour.
1989-90	21-12	11-2	6-9	4-1	9-5	908	.469	224	.378	556	.709	655	488	98	241	MVC T-2nd, 1-1 MVC Tournament, 0-1 NIT
1988-89	20-11	11-3	6-7	3-1	11-3	805	.452	171	.398	533	.701	496	416	72	171	MVC 1st, 3-0 MVC Tour., 0-1 NCAA Tour.
1987-88	16-16	8-6	6-8	2-2	6-8	864	.450	167	.392	430	.692	485	479	110	242	MVC T-4th, 1-1 MVC Tournament
1986-87	9-19	8-4	1-13	0-2	4-10	694	.452	174	.401	304	.679	364	386	43	142	MVC T-7th, 0-1 MVC Tournament
1985-86	12-16	9-6	3-9	0-1	7-9	683	.461	—	—	302	.667	369	360	63	159	MVC T-5th, 0-1 MVC Tournament
1984-85	20-12	13-3	7-9	0-0	9-7	961	.535	—	—	457	.679	508	538	193	198	MVC T-4th, 0-1 MVC Tournament
1983-84	17-14	13-5	4-9	0-0	8-8	833	.496	—	—	460	.717	429	502	182	220	MVC 4th, 2-1 MVC Tournament, 0-1 NIT
1982-83	8-19	8-9	0-10	0-0	4-14	715	.469	—	—	367	.665	356	467	157	185	MVC 10th
1981-82	7-20	5-8	2-12	0-0	4-12	700	.445	—	—	317	.613	320	468	67	199	MVC 8th, 0-1 MVC Tournament
1980-81	21-9	14-2	7-6	0-1	11-5	838	.479	—	—	511	.692	457	517	74	223	MVC T-2nd, 3-0 MVC Tour., 0-1 NCAA Tour.
1979-80	16-12	12-4	4-8	0-0	9-7	861	.496	—	—	469	.720	502	492	—	—	MVC T-2nd, 1-1 MVC Tournament
1978-79	14-13	11-3	3-10	0-0	8-8	792	.484	—	—	421	.687	481	433	—	—	MVC T-3rd, 0-1 MVC Tournament
1977-78	19-9	12-2	7-6	0-1	12-4	858	.496	—	—	383	.734	565	394	—	—	MVC 1st, 1-0 MVC Tour., 0-1 NCAA Tour.
1976-77	21-7	12-2	8-5	1-0	—	908	.519	—	—	447	.742	604	461	—	—	0-1 NIT
1975-76	19-7	11-2	7-4	1-1	—	768	.483	—	—	406	.703	463	443	—	—	
1974-75	20-7	12-2	6-2	2-3	—	738	.455	—	—	382	.722	405	405	—	—	0-1 NCAA Tournament
1973-74	23-7	13-3	8-3	2-1	—	940	.480	—	—	306	.678	613	440	—	—	2-1 NCAA Tournament
1972-73	15-11	12-2	3-9	0-0	—	784	.429	—	—	327	.686	429	489	—	—	
1971-72	15-11	11-1	3-9	1-1	—	821	.463	—	—	350	.701	364	475	—	—	
1970-71	14-11	10-4	3-5	1-2	—	807	.472	—	—	483	.691	428	457	—	—	
1969-70	15-10	10-4	4-6	1-0	—	712	.462	—	—	443	.669	—	—	—	—	
1968-69	13-13	7-4	5-8	1-1	—	844	.429	—	—	441	.697	—	—	—	—	
1967-68	8-17	8-4	0-13	0-0	—	776	.391	—	—	392	.668	—	—	—	—	
1966-67	12-13	7-5	4-8	1-0	—	806	.400	—	—	370	.664	—	—	—	—	
1965-66	14-12	9-3	4-8	1-1	—	906	.430	—	—	481	.702	—	—	—	—	
1964-65	13-10	6-3	5-6	2-1	—	763	.394	—	—	373	.637	—	—	—	—	
1963-64	22-7	12-1	8-4	2-2	—	1024	.407	—	—	393	.576	—	—	—	—	1-2 NCAA Tournament
1962-63	14-13	8-2	4-7	2-4	—	819	.389	—	—	407	.629	—	—	—	—	1-1 National Catholic Tournament
1961-62	21-5	12-0	7-4	2-1	—	778	.371	—	—	384	.600	—	—	—	—	2-1 NCAA Tournament
1960-61	8-17	6-4	2-13	0-0	—	696	.364	—	—	457	.689	—	—	—	—	
1959-60	13-11	11-0	2-11	0-0	—	672	.397	—	—	408	.647	—	—	—	—	
1958-59	13-9	10-2	3-7	0-0	—	537	.369	—	—	334	.667	—	—	—	—	
1957-58	10-12	6-5	4-7	0-0	—	501	.360	—	—	322	.674	—	—	—	—	
1956-57	15-6	11-0	4-6	0-0	—	510	.357	—	—	429	.691	—	—	—	—	
1955-56	11-12	10-3	1-9	0-0	—	534	.343	—	—	508	.687	—	—	—	—	
1954-55	5-14	4-5	1-9	0-0	—	477	—	—	—	445	.674	—	—	—	—	
1953-54	14-17	8-4	5-13	1-0	—	860	—	—	—	653	.684	—	—	—	—	
1952-53	11-14	8-4	3-10	0-0	—	542	—	—	—	576	.646	—	—	—	—	
1951-52	6-15	5-6	1-9	0-0	—	351	.427	—	—	315	.659	—	—	—	—	
1950-51	9-18	9-4	0-14	0-0	—	535	—	—	—	369	—	—	—	—	—	

Year-By-Year Team Statistics

Year	Record	H	A	N	Conf.	FGM	FG%	3FGM	3FG%	FTM	FT%	Ast.	TO	Bk.	Stl.	MVC Finish/Postseason Tournaments
1949-50	13-13	9-1	4-11	0-1	—	—	—	—	—	—	—	—	—	—	—	—
1948-49	9-14	7-4	2-10	0-0	—	—	—	—	—	—	—	—	—	—	—	—
1947-48	10-13	7-2	3-9	0-2	4-6	—	—	—	—	—	—	—	—	—	—	MVC 4th
1946-47	17-8	10-1	6-5	1-2	7-5	—	—	—	—	—	—	—	—	—	—	MVC 4th
1945-46	9-10	6-3	3-7	0-0	3-7	287	—	—	—	229	—	—	—	—	—	MVC 6th
Creighton did not compete in intercollegiate athletics during the 1943-44 and 1944-45 seasons due to World War II																
1942-43	16-1	8-0	8-0	0-1	10-0	441	—	—	—	177	—	—	—	—	—	MVC champion, 0-1 NIT
1941-42	18-5	8-1	8-3	2-1	9-1	—	—	—	—	—	—	—	—	—	—	MVC co-champion, 2-1 NIT
1940-41	18-7	9-1	7-5	2-1	9-3	400	—	—	—	129	.721	—	—	—	—	MVC champion, 2-1 in NCAA Tournament
1939-40	11-9	8-5	3-4	0-0	8-4	—	—	—	—	—	—	—	—	—	—	MVC 2nd
1938-39	11-12	6-4	5-8	0-0	7-7	—	—	—	—	—	—	—	—	—	—	MVC 5th
1937-38	11-14	7-4	4-10	0-0	7-7	—	—	—	—	—	—	—	—	—	—	MVC T-4th
1936-37	11-9	9-2	2-7	0-0	8-4	—	—	—	—	—	—	—	—	—	—	MVC 2nd
1935-36	13-6	8-2	5-4	0-0	8-4	304	—	—	—	155	—	—	—	—	—	MVC tri-champion
1934-35	12-8	6-3	6-5	0-0	8-4	—	—	—	—	—	—	—	—	—	—	MVC co-champion
1933-34	14-3	9-1	5-2	0-0	7-3	—	—	—	—	—	—	—	—	—	—	MVC 2nd
1932-33	12-5	8-2	4-3	0-0	8-2	—	—	—	—	—	—	—	—	—	—	MVC 2nd
1931-32	17-4	9-2	8-2	0-0	8-0	—	—	—	—	—	—	—	—	—	—	MVC champion
1930-31	8-10	4-4	4-6	0-0	5-3	—	—	—	—	—	—	—	—	—	—	MVC tri-champion
1929-30	12-7	8-3	4-4	0-0	6-2	289	—	—	—	135	—	—	—	—	—	MVC co-champion
1928-29	13-4	8-1	5-3	0-0	4-1	—	—	—	—	—	—	—	—	—	—	MVC 2nd
1927-28	13-2	9-0	3-2	1-0	—	—	—	—	—	—	—	—	—	—	—	Competed as an independent
1926-27	14-5	9-3	5-2	0-0	6-2	—	—	—	—	—	—	—	—	—	—	North Central Conference champion
1925-26	11-9	8-5	3-4	0-0	5-2	207	—	—	—	69	—	—	—	—	—	—
1924-25	13-2	8-2	5-0	0-0	6-0	—	—	—	—	—	—	—	—	—	—	North Central Conference champion
1923-24	13-2	N/A	N/A	N/A	8-1	—	—	—	—	—	—	—	—	—	—	North Central Conference champion
1922-23	11-5	N/A	N/A	N/A	10-3	—	—	—	—	—	—	—	—	—	—	North Central Conference champion
1921-22	21-5	16-2	5-3	0-0	—	—	—	—	—	—	—	—	—	—	—	—
1920-21	13-6	8-2	5-4	0-0	—	—	—	—	—	—	—	—	—	—	—	—
1919-20	15-2	N/A	N/A	N/A	—	—	—	—	—	—	—	—	—	—	—	—
1918-19	10-0	N/A	N/A	N/A	—	—	—	—	—	—	—	—	—	—	—	—
1917-18	11-0	N/A	N/A	N/A	—	—	—	—	—	—	—	—	—	—	—	—
1916-17	18-2	N/A	N/A	N/A	—	—	—	—	—	—	—	—	—	—	—	Nebraska Collegiate Conference champion Western Catholic Conference champion

Bluejay Basketball Historical Highlights

All-time overall record: 1,215-857 (.586), 85 seasons
All-time MVC record: 356-267 (.571), 44 seasons
MVC regular season championships: 13 (seven outright, six shared)
Most wins in a season: 29 (29-5 in 2002-03)
Most losses in a season: 22 (7-22 in 1993-94)
Longest winning streak: 32 (from 1916-17 to 1919-20)
Longest home winning streak: 20 (from Feb. 28, 2000 to Dec. 16, 2001)
Longest home losing streak: 6 (1994-95)
Highest AP poll weekly ranking: No. 10 on Jan. 20, 2003
Highest Coaches poll weekly ranking: No. 9 on Jan. 20, 2003
Coaches Poll Year-End Rankings: 23rd in 2002-03, 16th in 1974-75, 17th in 1973-74
AP Poll Year-End Rankings: 15th in 2002-03
NCAA Tournament appearances: 14 (9-15)
Best NCAA Tournament finish: 5th in the Western Regional in 1941
National Invitation Tournament appearances: Six (2-6)
Best NIT finish: Third in 1942

Creighton's All-Time Coaching Ledger

Coach	Years at CU	Overall Record	MVC Record
Dana Altman	1994-present	175-100	.636
Rick Johnson	1991-94	24-59	.289
Tony Barone	1985-91	102-82	.554
Willis Reed	1981-85	52-65	.444
Tom Apke	1974-81	130-64	.670
Eddie Sutton	1969-74	82-50	.621
John J. "Red" McManus	1959-69	138-118	.539
Theron "Tommy" Thomsen	1955-59	49-39	.557
Sebastian "Subby" Salerno	1952-55	30-45	.400
J.V. "Duce" Belford	1945-46, '47-52	56-83	.403
E.S. "Eddie" Hickey	1935-43, '46-47	126-71	.640
Arthur A. Schabinger	1922-35	163-66	.712
Charles Kearney	1919-22	49-13	.790
Thomas E. Mills	1916-19	39-2	.951

MVC record includes regular-season conference games only

Creighton's All-Time NBA Draft Pick History

Name	Year Drafted	Pick (Round)	Team
Benoit Benjamin	1985	3 (1st)	Los Angeles Clippers
Cyril Baptiste*	1971	3 (1st-HD)	San Francisco Warriors
Bob Portman	1969	7 (1st)	San Francisco Warriors
Paul Silas	1964	12 (2nd)	St. Louis Hawks
Neil Johnson	1966	15 (2nd)	Baltimore Bullets
Wally Anderzunas	1969	25 (2nd)	Atlanta
Ed Cole	1955	29 (4th)	New York Knicks
Joe Bergman	1971	31 (2nd)	Cincinnati Royals
Chad Gallagher	1991	32 (2nd)	Phoenix
Kyle Korver	2003	51 (2nd)	New Jersey
Rodney Buford	1999	53 (2nd)	Miami Heat
Rick Apke	1978	58 (3rd)	Washington Bullets
Vernon Moore	1985	58 (3rd)	Washington Bullets
Wally Anderzunas	1968	70 (6th)	Detroit
Dick Harvey	1960	71 (10th)	Minneapolis Lakers
Alex Stivrins#	1985	75 (4th)	Seattle
Ralph Bobik	1974	76 (5th)	Phoenix
Kevin McKenna	1981	88 (4th)	Los Angeles Lakers
Elton McGriff	1965	93 (12th)	St. Louis Hawks
Joe Bergman	1970	104 (7th)	San Francisco Warriors
Gene Harmon	1974	107 (6th)	Boston
John Johnson	1979	144 (7th)	Denver
Doug Brookins	1975	160 (9th)	Washington Bullets
George Morrow	1981	182 (8th)	Boston
Daryl Stovall	1982	207 (10th)	San Diego Clippers
Greg Brandon	1984	219 (10th)	Seattle

Creighton's All-Time ABA Draft Pick History

Tim Powers	1967	Rounds 1-5	Minnesota Muskies (ABA)
Wally Anderzunas	1968	Rounds 6-10	Dallas Chaparrals (ABA)
Bob Portman	1969	2nd Round	Denver Rockets (ABA)
Joe Bergman	1970	Rounds 6-10	Kentucky Colonels

*Baptiste was picked in the 1971 Hardship Draft, which was separate from the 10-round 1971 NBA draft.
#Stivrins followed Creighton coach Tom Apke and transferred to Colorado for his final two seasons of eligibility



After a standout 16-year playing career, Creighton grad Paul Silas is one of the NBA's most successful coaches. Silas now coaches LeBron James and the Cleveland Cavaliers. (photo courtesy New Orleans Hornets)



Creighton graduate Kevin McKenna is the only player to ever win MVC regular-season, MVC Tournament, CBA and NBA titles.



Creighton graduate Kyle Korver led the Salt Lake City NBA Summer League in three-point shooting at 63.6 percent. (photo courtesy Kent Horner/NBAE/Getty Images)



"I'm more proud of my academic success at Creighton than of all my athletic accomplishments.

"What Creighton University does for an athlete or any student is that they teach you how to think, how to deal with everyday living.

"What I learned at Creighton has helped me close the gap between professional sports and the business world."

--Paul Silas, BSBA 1964

Creighton Players in the NBA Career Stats

Wally Anderzunas

Years	GP	Min.	Pts.	PPG	FG-ATT	FG%	FTM-ATT	FT%	3FG-ATT	3FG%	REB	RPG	AST	STL	BLK	TO
1969-70	44	370	159	3.6	65-166	.392	29-46	.630	0-0	---	82	1.9	9	-	-	-

Benoit Benjamin

Years	GP	Min.	Pts.	PPG	FG-ATT	FG%	FTM-ATT	FT%	3FG-ATT	3FG%	REB	RPG	AST	STL	BLK	TO
1985-00	807	21911	9223	11.4	3588-7224	.497	2046-2837	.721	1-21	.048	6063	7.5	1070	522	1581	1847

Rodney Buford

Years	GP	Min.	Pts.	PPG	FG-ATT	FG%	FTM-ATT	FT%	3FG-ATT	3FG%	REB	RPG	AST	STL	BLK	TO
1999-02	144	2729	986	6.8	424-985	.430	98-131	.748	40-137	.292	394	2.7	109	69	26	101

Chad Gallagher

Years	GP	Min.	Pts.	PPG	FG-ATT	FG%	FTM-ATT	FT%	3FG-ATT	3FG%	REB	RPG	AST	STL	BLK	TO
1993-94	2	3	6	3.0	3-3	1.000	0-0	---	0-0	---	0	0.0	0	0	0	0

Neil Johnson

Years	GP	Min.	Pts.	PPG	FG-ATT	FG%	FTM-ATT	FT%	3FG-ATT	3FG%	REB	RPG	AST	STL	BLK	TO
1966-70	178	4154	1835	10.3	736-1460	.504	362-509	.711	1-6	.167	1318	7.4	415	-	-	198

Kevin McKenna

Years	GP	Min.	Pts.	PPG	FG-ATT	FG%	FTM-ATT	FT%	3FG-ATT	3FG%	REB	RPG	AST	STL	BLK	TO
1981-88	243	3460	1320	5.4	498-1204	.414	221-270	.819	103-283	.364	317	1.3	342	184	25	204

Bob Portman

Years	GP	Min.	Pts.	PPG	FG-ATT	FG%	FTM-ATT	FT%	3FG-ATT	3FG%	REB	RPG	AST	STL	BLK	TO
1969-73	221	2937	1254	5.7	519-1172	.443	216-277	.780	0-0	---	729	3.3	128	-	-	-

Paul Silas

Years	GP	Min.	Pts.	PPG	FG-ATT	FG%	FTM-ATT	FT%	3FG-ATT	3FG%	REB	RPG	AST	STL	BLK	TO
1964-80	1254	34989	11782	9.4	4293-9949	.432	3196-4748	.673	0-0	---	12357	9.9	2572	358	138	333

Alex Stivrins

Years	GP	Min.	Pts.	PPG	FG-ATT	FG%	FTM-ATT	FT%	3FG-ATT	3FG%	REB	RPG	AST	STL	BLK	TO
1985-86, 92-93	22	90	44	2.0	20-43	.465	4-8	.500	0-2	.000	22	1.0	4	2	2	10


Creighton Players in the ABA Career Stats

Neil Johnson

Years	GP	Min.	Pts.	PPG	FG-ATT	FG%	FTM-ATT	FT%	3FG-ATT	3FG%	REB	RPG	AST	STL	BLK	TO
1971-73	202	2263	798	4.0	300-705	.426	198-323	.613	0-0	---	685	3.4	217	-	-	-

Elton McGriff

Years	GP	Min.	Pts.	PPG	FG-ATT	FG%	FTM-ATT	FT%	3FG-ATT	3FG%	REB	RPG	AST	STL	BLK	TO
1967-69	56	864	338	6.0	124-260	.477	90-152	.592	0-1	.000	258	4.6	10	-	-	53



Benoit Benjamin
1st Round NBA
Draft Choice in 1985




Bob Portman
1st Round NBA
Draft Choice in 1969




Neil Johnson
2nd Round NBA
Draft Choice in 1966



Wally Anderzunas
2nd Round NBA
Draft Choice in 1969



Chad Gallagher
2nd Round NBA
Draft Choice in 1991



Kevin McKenna
4th Round NBA
Draft Choice in 1981

All-Americans

Creighton's men's basketball program has produced 24 All-Americans in 85 seasons, beginning with Leonard Lovley in 1923-24. Kyle Korver was a consensus All-American in 2002-03 while picking up second-team honors from the Associated Press, USBWA and ESPN.com. Michael Lindeman earned second-team Verizon Academic All-America honors last year as well.



Altman, Dana

Creighton's all-time winningest coach with 175 wins, Dana Altman is the only coach in MVC history to lead his school to seven straight years of improved records. Altman has won two MVC regular-season

titles, four MVC Tournament crowns and led his troops to five straight NCAA Tournament appearances in the last five seasons.

Apke Brothers, Tom and Rick

Former Bluejay coach Tom Apke is the only coach in school history to have led Creighton to the NCAA Tournament in his first season with the team (1974-75). A team captain on Creighton's 1964-65 NCAA Tournament team, Apke went on to coach the Jays to a 130-64 record from 1974-81.

While Tom was coaching the Bluejays to the postseason, his brother, Rick, was beginning to blossom as a player. After Rick averaged 6.4 points per game during his freshman season, he burst onto the scene as a sophomore with a scoring norm of 16.8 points per game. Rick went on to score 1,682 career points from 1974-78, now the sixth-highest total in school history.

Bevilacqua, Dr. Lee C. "Doc"

Inducted into the Creighton University Athletic Hall of Fame in 1988, Dr. Lee C. Bevilacqua became the first person associated with Creighton athletics to be honored by the Missouri Valley Conference Hall of Fame when he was presented with the MVC Award of Merit on September 1, 1998, in St. Louis, Mo.

Bevilacqua died in the fall of 1998 while on a road trip with the men's soccer team. He had spent more than 30 years (1962-82, 1986-98) as the CU Athletics Department's team physician without receiving any form of monetary compensation.



Benjamin, Benoit

A two-time AP All-America center for the Bluejays in the early 1980s, Benoit Benjamin began a 15-year NBA career in 1985 as the third overall draft pick in the first round by the Los Angeles Clippers.



Benjamin is the all-time leader for blocked shots in Missouri Valley Conference history with 411 rejections. As a junior during the 1984-85 season, he led all of NCAA Division I in blocked shots and was the nation's second-leading rebounder.

Blowouts

The most lopsided victory in Creighton history was a 57-point triumph, 63-6, against Midland during the 1925-26 season. Conversely, Creighton's most lopsided defeat was a 66-point thumping, 96-30, by Illinois during 1948-49.

Collin, Conrad "Cornie"

Twice an all-MVC forward and the league's leading scorer, Conrad "Cornie" Collin suffered a knee injury during a football scrimmage against the freshmen prior to the 1933 grid season. Despite withdrawing from both the football and basketball teams due to the injury, Collin became the first athlete in school history to captain both squads.

Conference Affiliation

Creighton is in its second stint as a member of the Missouri Valley Conference. The Bluejays began play in 1916-17 with membership in both the Nebraska Collegiate Conference and Western Catholic Conference. After playing the next five seasons as an independent, Creighton was a member of the North Central Conference from 1922-27 before beginning its first stint in the MVC from 1928-48. Prior to the 1948-49 season, the Bluejays withdrew from the MVC and remained independent until rejoining the Valley prior to the 1977-78 season.

Conference Titles

Despite a 29-year hiatus from the Missouri Valley Conference, Creighton has won more MVC regular season championships than any of the other nine current members of the league. In fact, Creighton's total of seven outright titles trails only Oklahoma A&M (11) and Kansas (10) and is tied with Cincinnati. The Jays' six shared league titles



Creighton's All-Americans

Rick Apke (1974-78) AP honorable mention, 1976; CoSIDA Academic second team, AP honorable mention and <i>Sporting News</i> special mention, 1977; CoSIDA Academic first team, AP honorable mention, 1978
Ed Beisser (1940-43) <i>PIC Magazine</i> first team, <i>Sporting News</i> third team, <i>SIR Magazine</i> honorable-mention, 1943
Benoit Benjamin (1982-85) Catholic Digest All-American, 1983; AP honorable mention, 1984; ESPN second team, NABC third team, AP honorable mention, UPI honorable mention, 1985
Jim Berry (1955-59) <i>Catholic Digest</i> college division, 1958, 1959
Dennis Bresnahan (1969-71) CoSIDA Academic, 1970
Rodney Buford (1995-99) AP honorable mention, 1999
Jack Chapman (1957-60) <i>Catholic Digest</i> college division honorable mention, 1960
Conrad Collin (1931-34) Second team College Humor, 1933
James Farr (1987-89) UPI Small All-America second team, 1989
Dick Hartmann (1958-60) <i>Catholic Digest</i> college division honorable mention, 1960
Dick Harvey (1956-60) <i>Catholic Digest</i> college division, 1958-59; <i>Catholic Digest</i> honorable mention college division, 1960
Werner Jensen (1927-30) Second team Helms Foundation, 1929
Arthur Kieley (1930-33) <i>New York Sun</i> , 1933
Kyle Korver (1999-03) AP honorable mention, <i>Basketball America</i> honorable mention, collegeinsider.com Mid-Major All-American, 2002; AP second team, ESPN.com second team, Senior CLASS second team, USBWA second team, <i>Basketball Times</i> third team, Dick Vitale third team, NABC third team, Foxsports.com fourth team, collegeinsider.com Mid-Major All-American, collegeinsider.com, 2003
Ralph Langer (1940-43) NEA first team, <i>SIR Magazine</i> first team, <i>Sporting News</i> honorable mention
Michael Lindeman (2000-Present) Verizon Academic second team, 2003
Leonard Lovley (1920-24) Helms Foundation, 1924
Herb Millard (1960-62) <i>Catholic Digest</i> college division honorable mention, 1961
Vernon Moore (1981-85) AP honorable mention, 1985
Bill O'Dowd (1987-91) <i>USA Today</i> Academic first team, 1990
Chuck Officer (1960-62, 1963-64) <i>Catholic Digest</i> college division honorable mention, 1961
Bob Portman (1966-69) <i>Basketball Weekly</i> first team, Helms Foundation first team, AP honorable mention, <i>Sporting News</i> honorable mention and UPI honorable mention, 1968
Paul Silas (1961-64) <i>Brooklyn Tablet</i> first team, <i>Cage Scope</i> first team, Helms Foundation third team, AP honorable mention and UPI honorable mention, 1962; <i>Cage Scope</i> first team, Converse second team, AP and UPI honorable mention, 1963; <i>Brooklyn Tablet</i> first team, CoSIDA Academic first team, Helms Foundation first team, Converse second team, NABC second team, US Basketball Coaches second team, AP third team, UPI third team and <i>Sporting News</i> honorable mention, 1964
Maurice Van Ackeren (1929-32) Honorable mention College Humor, 1931

are more than any MVC team, past or present, giving Creighton 13 Valley titles.


In addition to its 13 MVC regular season titles, Creighton also has won seven MVC Tournament championships, four North Central Conference titles, one Nebraska Collegiate Conference crown and one Western Catholic Conference championship in its 85-year history.

“Duce”

J.V. “Duce” Belford was referred to as “Mr. Creighton Athletics” in the 1959-60 Creighton basketball media guide. Belford served the athletics department in a variety of roles for 39 years, beginning in 1922 as a student manager. In 1934, he was appointed part-time athletics director and was promoted to full-time A.D. in 1952. During his 39 years at Creighton, he served as the freshman basketball and football coach, varsity basketball coach (1945-46 and 1947-52), director of intramurals, track and field coach, baseball coach and golf coach. Belford passed away during the summer of 1961 following a long illness.

“Dynamic Duo”

Known as the “Dynamic Duo”, Chad Gallagher and Bob Harstad both rank in Creighton’s top-five all-time in both scoring and rebounding. As teammates from 1987-91, the pair helped Creighton win two MVC regular-season titles, two MVC Tournament crowns and make a pair of NCAA appearances.



Fight Song

The Creighton University Fight Song is “The White and the Blue,” with words and music by Gordon Richmond.

*“The White and the Blue!
Colors two, it is you we defend.
Fearless for you,
our might to the fight we will lend.
So: wave, colors, wave
We will fight on for your glory.
White and Blue!
We will fight till the fight is won.”*

Hall of Famers

The Creighton Athletic Hall of Fame has inducted 26 former Bluejay basketball players and coaches since it was initiated in 1968. Major League Baseball great and former CU basketball star, Bob Gibson, was the first inductee while basketball standout Bob Harstad (1987-91) was inducted in 2002.

High Scores

CU’s highest-scoring game was a 124-94 win at Miami (Fla.) on February 10, 1964, while the top point total in a home contest came during a 120-76 victory over Nevada on December 21, 1963, at the Omaha Civic Auditorium. The Jays have reached

Regular Season MVC Titles

Outright Titles		Shared Titles	
Oklahoma A&M	11	Creighton	6
Kansas	10	Oklahoma A&M	4
Creighton	7	Drake	3
Cincinnati	7	Kansas	3
Bradley	6	Southern Illinois	3
Louisville	6	Nebraska	2
Wichita State	5	Illinois State	2
Tulsa	4	Tulsa	2
Illinois State	3	Washington (Mo.)	2
Missouri	3	Missouri	1
Saint Louis	3	New Mexico State	1
Butler	2	Saint Louis	1
Drake	2		
Indiana State	2		
Kansas State	2		
Nebraska	2		
Southern Illinois	2		
Houston	1		
Memphis	1		
Oklahoma	1		
Washington (Mo.)	1		

triple digits 34 times, most recently in a 101-72 win over Tennessee Tech on Dec. 14, 2002.

Kearney, Charles

Charles Kearney is believed to be the only player/coach in Creighton history and owns the best winning percentage among Creighton’s 14 head coaches. A two-time All-American and Creighton’s top scorer on the team, Kearney coached the Bluejays to a 49-13 (.790) record in three seasons, including 15-2 and 13-6 marks while pulling double-duty from 1919-21.

According to Bluejay lore, Eddie Mulholland was to be the coach that 1919-20 season. However, they had a dance the night before one of the early games, and the next night the floor was very slick for the game. There was an argument about whether there would be dances before games, and Mulholland quit as coach. Kearney was playing and took over coaching too.

Korver, Kyle

Two-time league Player of the Year Kyle Korver ranks as one of the top players in MVC history. Korver finished his career tied for sixth in NCAA history with 371 three-pointers while placing 14th in accuracy at 45.3 percent from long-range. Chosen by ESPN’s Dick Vitale as the 2002-03 Midseason National Player of the Year, Korver helped lead Creighton’s return to the top-25 and garnered unprecedented attention for his all-around play.



Longest Series

Creighton will continue its most-played series when the Bluejays meet Drake for a pair of league games during the 2003-04 season. With the Bluejays winning 12 of the last 15 games against the Bulldogs, Creighton owns a 79-51 advantage in

MVC Regular Season Titles

Outright (Seven)

1931-32, 1940-41, 1942-43, 1977-78, 1988-89, 1990-91, 2000-01

Shared (Six)

1929-30, 1930-31, 1934-35, 1935-36, 1941-42, 2001-02

MVC Tournament Titles

Eight

1978, 1981, 1989, 1991, 1999, 2000, 2002, 2003

the all-time series.

Although Creighton did not rejoin the MVC until the 1977-78 season, the Bulldogs and Bluejays have played at least once every year dating back to the 1972-73 season. The Creighton-Drake series is now the most-played series between current MVC schools.

Low Scores

The lowest-scoring game in school history was a 7-6 loss at Marquette during the 1922-23 season. The six points scored by the Bluejays is also the lowest point total ever recorded by a Creighton team.

Since the introduction of the shot clock in 1986-87, the Bluejays have been held to fewer than 50 points 10 times. The last time CU was limited to fewer than 50 points was during a 56-46 loss at Indiana State on January 6, 2000. Over that same period of time, the Jays have held their opponents to less than 50 points on 26 occasions, most recently in a 74-46 win at Indiana State on Jan. 29, 2003.

Major Leaguers

Bob Gibson and Dennis Rasmussen went on to enjoy stellar Major League Baseball careers following their Creighton basketball days. Gibson was an All-American on the court for the Jays and played for the Harlem Globetrotters in 1957-58 before opting instead for baseball full-time. Among Gibson’s career achievements on the diamond were 251 career wins, nine straight Gold Gloves, two Cy Young Awards, two World Series championships, a 1971 no-hitter against Pittsburgh, a first ballot Hall of Famer in 1981 and a spot on Major



Creighton Basketball Glossary

Creighton University Athletic Hall of Fame

Rick Apke	1989
Tom Apke	1995
Edward Beisser	1977
Lee C. Bevilacqua, M.D.	1988
Ralph Bobik	1988
Conrad "Cornie" Collin	1991
Randy Eccker	1999
Oneri Fleita	2000
Donald Fleming	1976
Bob Gibson	1968
Pam Gradoville	1999
Kathy Halligan	2002
Gene Harmon	1985
Bob Harstad	2002
Rev. Robert P. Hart, S.J.	2001
Dick Harvey	1983
Jim Hendry	2001
E.S. "Eddie" Hickey	1973
Mary Higgins	1987
Jean Tierney Holt	1990
Werner Jensen, M.D.	1975
John C. Johnson	1991
Brian Kamler	2002
John Knolla	1978
Donald Knowles	1969
Ralph "Swede" Langer	2000
Leonard Lovely, D.D.S.	1969
Dr. Ralph Mailliard	1972
Kevin McKenna	1998
John J. "Red" McManus	1979
Gil Passarella	1984
Ira Philson	2003
Bob Portman	1982
Anthony F. Porto, Sr., D.D.S.	1990
Kelly Prokupek	2003
Dennis Rasmussen	1993
Roman Roh, D.D.S.	1981
Sebastian "Subby" Salerno	1986
Randy Schwartz	1994
Scott Servais	2003
Paul Silas	1974
Eddie Sutton	1997
John Trautman, M.D.	1980
Rev. Maurice Van Ackeren, S.J.	1971
Tanya Warren	1996
William Worthing	1970
Connie Yori	1992
Mary Yori	1992

League Baseball's All-Century Team.

Rasmussen was a solid contributor for the Bluejay basketball team during 1977-80, but like Gibson, decided to make baseball his professional sport. Rasmussen won 91 games as a major league starting pitcher.

Mascot

Billy Bluejay is the official mascot of the Creighton University Athletics Department. Originally, the Bluejays were depicted as a "birdwatcher's bluejay," but that was changed in




1941 when Creighton alumnus Joseph P. Murphy designed the current version of Billy, one with a more human stance and expression.

Prior to 1924, the Creighton teams were referred to as the Hilltoppers, but that name lost favor because at least six other teams in the country also used the same nickname. The *Omaha Bee* assisted the University's Athletic Board and Alumni Association in finding a new nickname by asking its readers to submit possibilities. After considering 200 entries, the Athletic Board decided upon Bluejays because of the school's colors, blue and white.

Today, Creighton remains the only NCAA Division I athletics program known officially as the Bluejays.


McKenna, Kevin

Kevin McKenna is the only player in MVC history to win an MVC regular-season title (Creighton, 1977-78), a Valley tournament title (Creighton, 1978 and 1981), an NBA championship (Los Angeles Lakers, 1982) and a CBA crown (La Crosse, 1990). As a player from 1977-81, McKenna was a two-time all-MVC performer and finished his career with exactly 1,500 career points. He was then a fourth-round draft pick of the Los Angeles Lakers in 1981. An assistant coach at Creighton from 1994-01, he is currently the head coach at Nebraska-Omaha.



McManus, John J. (Red)

Creighton's third-winningest coach is John J. (Red) McManus, who led CU to a 138-118 mark from 1959-69, including NCAA bids in 1962 and 1964. A 1979 CU Athletics Hall of Fame inductee, McManus remains loyal to the program to this day, attending all home and selected road games in support of the Bluejays.



National Championship

The 1918-19 Creighton men's basketball team capped its second straight undefeated season by winning a two-game series against the U.S. Army's Camp Grant. By winning the series, the March 20, 1919, *Creighton Chronicle* reported, "the Creighton team is recognized as the champions of the west, not only among the college teams, but professionals."

Dr. Floyd Paynter took the success one step further when he wrote in the March

1934 *Creighton Alumnus*, "After this great season we claimed the basketball championship of the nation for Creighton University."


Overtime Games

In 85 seasons, Creighton has played 75 overtime games with a 37-38 record. Creighton's first overtime contest resulted in a 19-17 triumph against Marquette on January 18, 1930, in Milwaukee. The Bluejays' longest game was an 85-82 loss to DePaul in triple overtime on February 1, 1978, at the Omaha Civic Auditorium.

The most recent overtime game was a 70-67 win over SMS on Feb. 12, 2003. The Bluejays have won eight straight multiple-overtime games dating to a March 1, 1986 loss in double-OT.

Portman, Bob

Although he is now the fourth-leading scorer in Creighton history, Bob Portman is certainly the most prolific scorer in school history. Because freshmen were not allowed to play for the varsity during his playing days (1966-69), Portman's 1,876 career points were scored in only three seasons. Portman averaged a school-record 24.6 points per game for his career, including 29.5 points per game during 1967-68. He scored 30 or more points 15 times in his career, including a school-record 51-point effort against the University of Wisconsin-Milwaukee on December 16, 1967.




Schabinger, Arthur A.

Creighton's all-time winningest men's basketball coach for 75 years, Arthur A. Schabinger directed Creighton to a 163-66 record as coach of the Bluejays from 1922-35. Eleven of his 13 teams finished first or second in the league, including eight teams that won or tied for the title.


Sears, Ryan & Walker, Ben

Keying the rejuvenation of Creighton basketball in the late '90's were a pair of guards who spent four years in the starting line-up together, Ryan Sears and Ben Walker. Sears ended his career



with school-record totals of 570 assists, 283 steals and 245 three-pointers while starting all 124 games of his career.

Walker scored 1,238 points and hauled down 677 rebounds in a stellar four-year career that saw him start 119-of-124 career contests.



Silas, Paul

One of the greatest rebounders in the history of college basketball, Paul Silas averaged 21.6 rebounds per game during his three-year career (1961-64). Silas' 1,751 career caroms are the fourth-best total among NCAA Division I players to have played three seasons and his career per game rebounding norm is the third-best total for any NCAA Division I player. Silas also ranks seventh on CU's all-time scoring list with 1,661 points. He is currently head coach of the Cleveland Cavaliers.

Sutton, Eddie

One of college basketball's legendary coaches, Eddie Sutton, got his first Division I head job at Creighton, where he led the Bluejays to a 82-50 mark in five seasons between 1969-74. Sutton, who enters the 2003-04 season in his 14th year at Oklahoma State, owns a 701-279 mark in 33 years of coaching and ranks tied for 12th on the all-time wins list. He became the first coach to lead four schools to the NCAA Tournament, taking Creighton, Arkansas, Kentucky and Oklahoma State.



Classic Creighton

Below is a list of some memorable Bluejay basketball games through the years

March 10, 2003 - Playing before a championship game record crowd of 14,911, Creighton destroys archrival Southern Illinois, 80-56, to earn a fifth straight NCAA bid. Kyle Korver repeats as tourney MVP.

March 15, 2002 - Terrell Taylor's three-point shot with 0.2 seconds left in double overtime beats #15 Florida 83-82 in the first round of the NCAA Tournament. Taylor scored all 28 of his points after half.

Nov. 27, 2001 - Creighton overcomes a 37-19 first-half deficit to rally and beat #17 Western Kentucky, 94-91 in double-overtime. Brody Deren has 21 points and 11 rebounds off the bench in his second game at Creighton while guarding Hilltopper All-American Chris Marcus in the post.

Dec. 4, 1999 - After trailing at Baylor 61-47 with three minutes to play, Creighton guard Ben Walker hits a runner at the buzzer to knot the score at 67. In overtime, Creighton takes its first lead of the afternoon and goes on to a 77-76 win.

Dec. 20, 1998 - Creighton ruins the return of former coach Eddie Sutton, beating Sutton and #18 Oklahoma State 66-60 before 8,418 fans. Creighton ends the game on a 12-2 run in the win.

Dec. 10, 1997 - Nebraska loses Tom Osborne as its football coach earlier in the day, then loses to Creighton 84-73 that night.

Nov. 26, 1994 - Dana Altman's debut on the Creighton sideline results in a 68-61 win at Oral Roberts, snapping CU's 30-game road losing streak.

March 7, 1989 - James Farr's 13-footer with three seconds left gave Creighton a 79-77 victory over Southern Illinois in the MVC tournament championship game.

Feb. 16, 1989 - A 3-pointer by Todd Eisner with two seconds left capped Creighton's rally from a six-point deficit in the final 45 seconds of regulation. The Bluejays then beat Southern Illinois 102-100 in overtime on a drive by James Farr with three seconds left.

Jan. 26, 1985 - Creighton beats Marquette and coach Rick Majerus for the first time in 11 years, 71-59. Benoit Benjamin has 26 points, 18 rebounds and seven blocked shots.

March 5, 1978 - Rick Apke's last-second 18-footer beat Indiana State and Larry Bird 54-52 in the MVC tournament championship game.

Feb. 16, 1978 - Larry Bird is held to 11 points, 20 below his average, as CU whips Indiana State, 89-57.

Feb. 17, 1973 - Gene Harmon's 30-footer at the buzzer upsets Otis Birdsong and #7 Houston 78-77.

Jan. 29, 1970 - In Eddie Sutton's first year, the Bluejays upset Sam Lacey and #5 New Mexico State 72-68, before a Civic crowd of 11,214 that remains a record.

Dec. 14, 1963 - Chuck Officer's 16-foot hook shot at the buzzer forced the first overtime in a 96-91 double overtime win over Utah State.

The Jays trailed by two with seven seconds left when Tom Apke rebounded a missed free throw and fired up court to Officer, who fell to one knee at the foul line, his back to the basket. Without getting up he threw up a shot that swished.

Dec. 20, 1961 - Creighton downs John Wooden's UCLA team that includes Walt Hazzard, 74-72.

Dec. 9, 1961 - Chuck Officer's 35-foot shot with five seconds left beats Notre Dame 73-71. Paul Silas scores 22 points and grabs 26 rebounds in his second career game at CU.

Jan. 10, 1930 - William Worthing's 65-foot shot in the final minute beats Kentucky, 28-27. To commemorate the shot as the longest field goal at Kentucky, UK officials placed a brass plate in the gymnasium, which was later moved to the exact location on a new floor when they moved arenas.

--Special thanks to Rich Kaipust and the Omaha World Herald for help compiling this list.



Gene Harmon's (far right) 30-footer at the buzzer beat #7 Houston, 78-77 on Feb. 17, 1973.

Most Lopsided Wins

Opponent	Margin	Score	Date
Midland	57	63-6	1925-26
Texas-Arlington	56	106-50	11-17-02
Regis	55	93-38	11-30-73
Morningside	54	105-51	02-17-61
Drake*	53	79-26	02-14-33
CSU-Greeley*	51	105-54	12-02-59
South Dakota State	51	67-16	01-11-27
Nebraska-Omaha	50	90-40	03-01-52
Washburn*	50	66-16	03-06-37
Yankton	50	70-20	1921-22

* - Missouri Valley Conference games
 ♦ - Now the University of Northern Colorado

Most Lopsided Losses

Opponent	Margin	Score	Date
at Illinois	66	30-96	01/15/49
at Drake*	49	54-103	02/26/85
at Marquette	46	48-94	02/05/58
at Providence	45	70-115	02/02/61
at Iowa State	44	63-107	12/01/93
at St. Francis (Pa.)	43	53-96	01/02/51
vs. Kentucky-*	42	23-65	01/02/48
at Iowa State	42	73-115	12/12/87
at Iowa	39	38-77	12/11/48
at Iowa State	38	49-87	01/24/53


* - Missouri Valley Conference games
 ♦ - Cincinnati, Ohio

Top 25


Creighton was ranked in the final 15 weeks of the 2002-03 Associated Press poll, returning to the rankings after a 28-season absence. CU has been ranked by the AP 25 different weeks in school history, reaching as high as 10th the week of Jan. 20, 2003.

Triple-Double


Benoit Benjamin recorded the only three triple-doubles in Bluejay history. He finished with 24 points, 17 rebounds and 11 blocked shots on February 16, 1984, against Tulsa; had 43 points, 16 rebounds and 10 blocked shots on January 17, 1985, at Southern Illinois; and had 29 points, 12 rebounds and 12 blocks on February 2, 1985, at Bradley.



Ben Walker celebrates Creighton's 1999 MVC Tournament title, clinching the school's first NCAA bid since 1991.



MVC Tournament Most Outstanding Player Ryan Sears is carried off the court after leading Creighton to the 2000 title.



Joe Dabbert, seen here celebrating Creighton's 2002 championship, has been a part of three MVC Tournament championship squads in his four years with the Bluejay program.

Undefeated Conference Seasons

Two of Creighton's seven outright MVC titles came by posting undefeated records in league play. Before ceasing athletics because of World War II, Creighton won the 1943 MVC title by posting a 10-0 conference mark. The Bluejays also won the 1931-32 Valley championship with an 8-0 league record.

Creighton is one of only three current members to have won a regular-season title with a perfect record. Bradley last accomplished the feat with a 16-0 record in 1985-86, and Indiana State was a perfect 16-0 against the Valley during its national runner-up season in 1978-79.

University Gym

The Bluejays played 42 seasons in 3,000-seat University Gym from the time Creighton began sponsoring men's basketball in 1916-17 through the 1959-60 season. Creighton split its home games between University Gym and the 7,000-seat Omaha Civic Auditorium during 1955-60 before moving into the Civic full-time for the 1960-61 year.

Victories

Creighton owns 1,215 victories all-time, including 356 in 44 years of Missouri Valley Conference play.

Yost, Ray

Ray Yost and Elton Tuttle became the first Creighton basketball players to surpass the 1,000-point barrier, accomplishing the feat in the 1953-54 campaign. Tuttle finished his career as the all-time scoring leader with 1,303 points (he is currently 16th), but it was Yost who graduated with the single-season mark of 616 during his senior season, which remains eighth in Bluejay history. Yost scored 1,196 points in his career, which now ranks him 20th on the all-time chart.

Miscellaneous Landmark Games

First Conference Game (North Central Conference)
1922-23 vs. Morningside, W 32-14
First Conference Win (North Central Conference)
1922-23 vs. Morningside, W 32-14
First Missouri Valley Conference Game
January 15, 1929 vs. Grinnell, W 38-25
First Missouri Valley Conference Home Game
January 15, 1929 vs. Grinnell, W 38-25
First Missouri Valley Conference Road Game
January 18, 1929 at Drake, W 37-21

Key Omaha Civic Auditorium Dates

First Game In The Omaha Civic Auditorium
December 28, 1955 vs. East Texas St., L 58-64
First Win In The Omaha Civic Auditorium
December 29, 1955 vs. Regis, W 72-67
100th Win In The Omaha Civic Auditorium
December 3, 1971 vs. Montana State, W 101-78
200th Win In The Omaha Civic Auditorium
January 19, 1980 vs. Indiana State, W 67-60
300th Win In The Omaha Civic Auditorium
January 30, 1990 vs. Siena, W 80-76
400th Win In The Omaha Civic Auditorium
January 31, 2001 vs. Southern Illinois, W 78-63

Creighton's Landmark Victories

No.	Date	Opponent	Score
1	1916-17	Peru State	W 30-17
50	1919-20	at Hillsdale	W 24-18
100	1923-24	Indiana	W 39-29
250	02-20-35	at Vanderbilt	W 53-28
500	12-01-58	Monmouth (Ill.)	W 69-40
750	02-15-75	at Oklahoma City	W 68-56
1000	01-15-91	Wichita State	W 79-56



Creighton's Landmark MVC Victories

No.	Date	Opponent	Score
1	01-15-29	Grinnell	W 38-25
50	01-25-36	Oklahoma State	W 48-29
100	02-23-42	at Oklahoma State	W 31-29
150	01-17-80	Indiana State	W 67-60
200	01-31-87	Indiana State	W 71-60
250	01-18-93	Southwest Missouri	W 72-58
300	02-17-99	Southwest Missouri	W 79-76
350	02-01-03	at Drake	W 88-68