

# CORNELL BIG RED

## 2026 BASEBALL GAME NOTES

6 IVY LEAGUE REGULAR-SEASON CHAMPIONSHIPS | 7 ALL-AMERICANS | 60 FIRST TEAM ALL-IVY SELECTIONS

### 2026 SCHEDULE

CU Rk	Opp Rk	Opponent <sup>(TV)</sup>	Time / Result
<b>FEBRUARY (0-6)</b>			
<b>HUB CITY INVITATIONAL (Spartanburg, S.C.)</b>			
20	—	vs. Northwestern (DH)	L, 5-13
20	—	vs. Boston College (DH)	L, 1-9
21	—	vs. Northwestern	L, 5-6 (11 inn.)
22	—	vs. Boston College	L, 6-7
27	—	at Richmond	L, 6-9
28	—	at Richmond	L, 3-11
<b>MARCH (4-10, 2-4 IVY)</b>			
1	—	at Richmond	L, 2-12 (8 inn.)
7	—	at Fordham (DH)	L, 2-7
7	—	at Fordham (DH)	W, 3-1
8	—	at Fordham	L, 11-16
14	—	at VMI (DH)	W, 7-4
14	—	at VMI (DH)	L, 0-8
15	—	at VMI	L, 4-7
21	—	at Princeton* (DH)	L, 7-13
21	—	at Princeton* (DH)	L, 0-12
22	—	at Princeton*	W, 6-3
29	—	<b>HARVARD* (DH)</b>	<b>L, 1-2</b>
29	—	<b>HARVARD* (DH)</b>	<b>W, 9-4</b>
30	—	<b>HARVARD*</b>	<b>L, 3-16</b>
31	—	at Army	L, 6-12
<b>APRIL (6-8, 5-7 IVY)</b>			
3	—	<b>DARTMOUTH*</b>	<b>W, 8-1</b>
4	—	<b>DARTMOUTH* (DH)</b>	<b>W, 4-2</b>
4	—	<b>DARTMOUTH* (DH)</b>	<b>L, 0-15</b>
11	—	at Penn* (DH)	L, 3-7
11	—	at Penn* (DH)	L, 5-14
12	—	at Penn*	L, 5-6
14	—	<b>BINGHAMTON</b>	<b>L, 4-11</b>
18	—	<b>YALE* (DH)</b>	<b>W, 5-3</b>
18	—	<b>YALE* (DH)</b>	<b>L, 5-16</b>
19	—	<b>YALE*</b>	<b>L, 3-6</b>
21	—	at Binghamton	W, 10-6
25	—	at Brown* (DH)	L, 4-16
25	—	at Brown* (DH)	W, 2-1 (13 inn.)
26	—	at Brown*	W, 8-3
28	—	<b>BUCKNELL (ESPN+)</b>	<b>CANCELED</b>
<b>MAY</b>			
2	—	<b>COLUMBIA* (DH) (ESPN+)</b>	<b>11:30 a.m.</b>
2	—	<b>COLUMBIA* (DH) (ESPN+)</b>	<b>2:30 p.m.</b>
3	—	<b>COLUMBIA* (DH) (ESPN+)</b>	<b>12 p.m.</b>
5	—	at Binghamton (ESPN+)	6:30 p.m.

All game times Eastern, subject to change  
\* - Denotes Ivy League contest  
**Bold Red CAPS denotes home game**



### MEDIA CONTACT

#### MARSHALL HAIM

Assistant Director of Athletic Communications

✉ mh2348@cornell.edu

☎ (716) 465-4945 (mobile)

### THE MATCHUP



#### CORNELL BIG RED

Overall Record: 10-24 (.294)

Ivy League Record: 7-11 (.389)

Head Coach: Dan Pepicelli

Cornell Record: 123-213-1 (.366) | 10th season

Career Record: 344-390-3 (.469) | 22nd season



#### COLUMBIA LIONS

Overall Record: 13-22-1 (.375)

Ivy League Record: 8-9-1 (.472)

Head Coach: Brett Boretti

Columbia Record: 418-456-2 (.478) | 21st season

Career Record: 534-538-2 (.498) | 26th season

### GAME INFORMATION

#### SATURDAY (DH)



Play-by-Play: Alex Weiss

Analyst: Charlie Moser

Stats: cornellbigred.com



Play-by-Play: Charlie Moser

Analyst: Jacob Janco

Stats: cornellbigred.com

#### FORECASTS

☁ 44° ☀ 8:07

Temperature: 49° high | 33° low

Forecast: Mostly cloudy

Winds: WNW 5-10 mph

☁ 48° ☀ 8:07

Temperature: 49° high | 33° low

Forecast: Mostly cloudy

Winds: WNW 5-10 mph

#### SUNDAY



Play-by-Play: Eli Fastiff

Analyst: Jacob Janco

Stats: cornellbigred.com

#### FORECAST

☁ 46° ☀ 8:08

Temperature: 53° high | 40° low

Forecast: Mostly cloudy

Winds: WNW 10-15 mph

#### PROBABLE STARTING PITCHERS

LHP **Huxley Holcombe** (1-7, 5.76)

TBA

RHP **John Hegarty** (3-0, 2.40)

TBA

RHP **Ethan Hamill** (1-3, 5.93)

TBA

### FIRST PITCH

► The Cornell baseball team (10-24, 7-11 Ivy League) enters this weekend's three-game series against Columbia (13-22-1, 8-9-1 Ivy League) with Ivy League Tournament implications on the line, as the Big Red and Lions meet in what amounts to a de facto playoff at Booth Field.

► Brown and Penn (both 12-6) and Yale (11-6-1) have already secured its spots in the 2026 Ivy League Baseball Tournament, leaving Columbia (8-9-1), Princeton (8-10) and Cornell and Dartmouth (both 7-11) still in contention for the coveted fourth and final spot, making this weekend's three-game series pivotal to Cornell's postseason hopes.

► The series begins Saturday with a doubleheader at 11:30 a.m. before concluding Sunday at noon. All three games will stream live on ESPN+. Alex Weiss and Charlie Moser will call Saturday's opener, with Moser and Jacob Janco on the call for the nightcap. Eli Fastiff and Janco will handle Sunday's finale.

### SCENARIO CENTRAL

► Seeking to appear in the Ivy League Baseball Tournament for the second time in three years, Cornell has only one possible path to clinch the final spot in the tournament field. The Big Red **must sweep this weekend's series against Columbia AND Harvard must wins at least two games over Princeton.**

► Columbia can solidify its spot in the tournament this weekend with two victories over Cornell and needs **at least** one Harvard win over Princeton.

### WEEKEND REWIND

► Cornell claimed its second series victory of the season after taking two of three from Brown last weekend in Providence, R.I., winning its penultimate Ivy League regular-season series.

► After dropping a lopsided opener, 16-4, where Brown's middle-of-the-order trio combined to go 9-for-14 with 11RBI, the Big Red rallied to win the suspended nightcap 2-1 in 13 innings, sparked by a go-ahead, two-out RBI single by senior shortstop **TJ SWIDORSKI** (1-for-5, 1RBI, 1SH) and seven strong innings of relief from freshman right-hander **ROSS YOSHIDA** (7.0IP, 5H, 1R/ER, 1BB, 4K). Junior third baseman **LUKE JOHNSON** (2-for-6, 1 double, 1RBI) plated the tying run in the eighth inning for the Big Red, recording the team's lone extra-base hit with an RBI double down the right-field line that scored senior center fielder **CADEN WILDMAN** (1-for-4, 2R, 2BB, 1SB).

► Cornell took Sunday's rubber game, 8-3, behind a balanced 14-hit attack, with sophomore catcher **MASON BARELA** (2-for-5, 1R, 1RBI), Wildman (2-for-4, 2R), Johnson (2-for-4, 1RBI, 1BB), freshman right fielder **JAKE HOWER** (2-for-5, 1R, 2RBI), Swidorski (2-for-5, 1R, 1RBI) and sophomore left fielder **TYLER BEAULIEU** (2-for-5, 1R) all recording two hits apiece. Senior right-hander **ETHAN HAMILL** (5.0IP, 4H, 3R/ER, 1BB, 3K) recorded his first win since May 2024 and freshman right-hander **MICHAEL TIGHT** (4.0IP, 3H, 0R, 2BB, 3K) pitched four scoreless innings of relief to earn his first collegiate save.

# 2026 CORNELL BASEBALL ROSTER

#	NAME	POS	B/T	HT	WT	YR	HOMETOWN / HIGH SCHOOL (PREVIOUS SCHOOL)
1	Caden Callaway	INF/OF	R/R	5-7	182	Fr.	Kingwood, Texas / Kingwood HS
2	Mason Barela	C/INF	R/R	5-8	202	So.	Jupiter, Fla. / Jupiter
3	Ethan Van Sice	RHP	R/R	5-9	184	Jr.	Arlington, Va. / Gonzaga College [D.C.]
4	Caden Wildman	OF	R/R	6-3	219	Jr.	Woodbury, Minn. / East Ridge
5	Tyler Beaulieu	OF	R/R	6-1	182	So.	Berwyn, Pa. / Episcopal Academy
6	Ethan McHugh	RHP	R/R	5-9	176	Sr.	Annandale, N.J. / North Hunterdon
7	Luke Johnson	INF	R/R	6-1	197	Jr.	Coto de Caza, Calif. / Santa Margarita Catholic
8	Ryan Dillon	C	R/R	6-1	197	So.	Marlborough, Mass. / Marlborough
9	Graham Biben	RHP	R/R	6-0	204	Jr.	New York, N.Y. / Riverdale Country School
11	Matthew Walters	OF	R/R	5-11	202	Sr.	Granbury, Texas / Granbury
12	Sam Keene	LHP	L/L	6-4	207	So.	Cohasset, Mass. / Boston College HS
13	Ethan Hamill	RHP	R/R	6-3	193	Sr.	Chester, Va. / Thomas Dale
14	Kevin Hager	INF	R/R	6-0	200	Jr.	Berkeley Heights, N.J. / Delbarton School
15	Owen Carlson	INF	L/R	5-11	187	Jr.	Los Angeles, Calif. / Harvard-Westlake School
16	Noah Keller	LHP	L/L	6-1	206	Sr.	Goodrich, Mich. / Goodrich
17	Gus Magill	RHP	R/R	6-0	205	So.	New York, N.Y. / Fordham Preparatory School
18	TJ Swidorski	INF/RHP	R/R	6-0	183	Sr.	Woodbury, Minn. / East Ridge
19	Braeden Johnson	LHP	L/L	6-4	227	So.	Otego, N.Y. / Unatego
20	Trent Lopez	OF	R/R	5-10	191	Fr.	Chevy Chase, Md. / Bethesda-Chevy Chase HS
21	John Gerfen	LHP	R/L	6-0	209	Sr.	Brewster, N.Y. / Brewster
22	John Hegarty	RHP	L/R	6-5	215	So.	Needham, Mass. / St. Mark's School
23	Jayden Shin	INF	L/R	6-2	198	So.	Pennington, N.J. / Hopewell Valley
25	Beck Urofsky	INF	R/R	6-4	225	Sr.	Silver Spring, Md. / Bethesda-Chevy Chase
26	Aiden Barclay	INF/OF	R/R	6-3	218	Fr.	Dover, Mass. / Deerfield Academy
28	Max Foster	RHP	R/R	6-3	211	Jr.	Bethel, Conn. / Bethel
29	Will Siwinski	LHP	R/L	6-3	198	So.	San Francisco, Calif. / St. Ignatius College Prep
30	Andrew Houghton	LHP	L/L	6-3	206	Jr.	Portsmouth, N.H. / Phillips Exeter Academy (UMass)
31	Connor Niemiec	RHP	R/R	6-1	227	Fr.	Westfield, Mass. / Deerfield Academy
32	Carson Mayfield	RHP	R/R	6-5	228	Sr.	Annandale, Va. / Bishop O'Connell
33	Tony Silva	RHP	R/R	6-3	207	Fr.	Danvers, Mass. / The Governor's Academy
34	Ross Yoshida	RHP	R/R	6-0	220	Fr.	Orchard Park, N.Y. / Nichols School
35	Alex Stoyer	RHP	R/R	6-4	225	Fr.	Stewart Manor, N.Y. / Chaminade HS
36	Nathaniel Jennewein	LHP	R/L	5-11	184	Jr.	Tampa, Fla. / T.R. Robinson
37	Huxley Holcombe	LHP	L/L	6-6	193	Jr.	Worcester, Mass. / Worcester Academy
40	Jake Hower	OF	R/R	6-0	198	Fr.	Erie, Pa. / McDowell HS
41	Jackson Marko	C	R/R	5-10	168	Sr.	Syracuse, N.Y. / Christian Brothers Academy
42	Josh Shea	RHP	R/R	5-11	174	Sr.	Cortlandt Manor, N.Y. / Hendrick Hudson
43	Michael Tight	RHP	R/R	6-3	208	Fr.	Lighthouse Point, Fla. / St. Andrew's School
44	Troy Ashkinos	OF/C	R/R	6-3	209	So.	New York, N.Y. / Trinity-Pawling School (Wesleyan)
45	Tavian Ramos	RHP	R/R	6-2	194	So.	Neenah, Wis. / Neenah HS

PITCHERS (23)		
3	Ethan Van Sice	R/R Jr.
6	Ethan McHugh	R/R Sr.
9	Graham Biben	R/R Jr.
12	Sam Keene	L/L So.
13	Ethan Hamill	R/R Sr.
16	Noah Keller	L/L Sr.
17	Gus Magill	R/R So.
19	Braeden Johnson	L/L So.
21	John Gerfen	R/L Sr.
22	John Hegarty	L/R So.
28	Max Foster	R/R Jr.
29	Will Siwinski	R/L So.
30	Andrew Houghton	L/L Jr.
31	Connor Niemiec	R/R Fr.
32	Carson Mayfield	R/R Sr.
33	Tony Silva	R/R Fr.
34	Ross Yoshida	R/R Fr.
35	Alex Stoyer	R/R Fr.
36	Nathaniel Jennewein	R/L Jr.
37	Huxley Holcombe	L/L Jr.
42	Josh Shea	R/R Sr.
43	Michael Tight	R/R Fr.
45	Tavian Ramos	R/R So.

CATCHERS (3)		
2	Mason Barela	R/R So.
8	Ryan Dillon	R/R So.
41	Jackson Marko	R/R Jr.

INFELDERS (8)		
1	Caden Callaway	R/R Fr.
7	Luke Johnson	R/R Jr.
14	Kevin Hager	R/R Jr.
15	Owen Carlson	L/R Jr.
18	TJ Swidorski	R/R Sr.
23	Jayden Shin	L/R So.
25	Beck Urofsky	R/R Sr.
26	Aiden Barclay	R/R Fr.

OUTFIELDERS (6)		
4	Caden Wildman	R/R Sr.
5	Tyler Beaulieu	R/R So.
11	Matthew Walters	R/R Sr.
20	Trent Lopez	R/R Fr.
40	Jake Hower	R/R Fr.
44	Troy Ashkinos	R/R So.

## COACHING AND SUPPORT STAFF

Head Coach:	Dan Pepicelli
Assistant Coach:	John Toppa
Assistant Coach:	Kyle Canavally
Assistant Coach:	McGwire Tuffy
Athletic Trainer:	Grace DeStefano
Strenght & Conditioning:	Chris Van Alstyne

## PRUH-NUHN-SEE-AY-SHN GUIDE

1	Caden Callaway	KAY-dehn
2	Mason Barela	buh-REHL-uh
3	Ethan Van Sice	rhymes with slice
4	Caden Wildman	KAY-dehn
5	Tyler Beaulieu	bohl-YUHR
9	Graham Biben	BYE-bin
18	TJ Swidorski	swih-DOR-skee
19	Braeden Johnson	BRAY-dehn
21	John Gerfen	GUR-fehn
22	John Hegarty	HEHG-ur-tee
25	Beck Urofsky	yoo-RAHF-skee
29	Will Siwinski	sih-WIHN-skee
31	Connor Niemiec	NEE-mick
36	Nathaniel Jennewein	JEHN-uh-wine
37	Huxley Holcombe	HUKS-lee HOHL-kuhm
44	Troy Ashkinos	ash-KEE-nohs
45	Tavian Ramos	TAY-vee-un RAH-mohs
HC	Dan Pepicelli	PEP-ih-sell-ee
AC	Kyle Canavally	kan-uh-VAL-ee
AC	John Toppa	TOE-puh
AT	Grace DeStefano	dehs-STEHF-uh-noh

## ROSTER BREAKDOWN

### BY CLASS

FRESHMAN (9)	SOPHOMORES (11)	JUNIORS (9)	SENIORS (11)
1 Callaway	2 Barela	3 Van Sice	4 Wildman
26 Barclay	5 Beaulieu	7 L. Johnson	6 McHugh
20 Lopez	8 Dillon	9 Biben	11 Walters
31 Niemiec	12 Keene	14 Hager	13 Hamill
33 Silva	17 Magill	15 Carlson	16 Keller
34 Yoshida	19 B. Johnson	28 Foster	18 Swidorski
35 Stoyer	22 Hegarty	30 Houghton	21 Gerfen
40 Hower	23 Shin	36 Jennewein	25 Urofsky
43 Tight	29 Siwinski	37 Holcombe	32 Mayfield
	44 Ashkinos		41 Marko
	45 Ramos		42 Shea

### BY STATE

New York	9	Virginia	3	Connecticut	1
Massachusetts	7	Maryland	2	Michigan	1
California	3	Minnesota	2	New Hampshire	1
Florida	3	Pennsylvania	2	Wisconsin	1
New Jersey	3	Texas	2		

## THIS WEEKEND'S OPPONENT: COLUMBIA LIONS

GAMES #35-37 ♦ HOME GAMES #11-13 ♦ SAT., MAY 2 - SUN., MAY 3 ♦ CORNELL VS. COLUMBIA ♦ 11:30 A.M. (SAT - DH) & NOON (SUN.) ♦ ITHACA, N.Y. ♦ BOOTH FIELD ♦ TV: ESPN+



2026 Season Stats (as of 4/30)	BATTING				PER GAME					PITCHING / FIELDING										
	AVG	OBP	SLG	OPS	RUNS	RK	HITS	RK	HR	RK	ERA	RK	WHIP	RK	SO/9	RK	BB/9	RK	FLD%	RK
Cornell (10-24, 7-11 Ivy League)	.255	.338	.355	.693	4.50	304	8.65	234	0.68	248	7.24	244	1.65	177	7.64	217	5.30	218	.968	181
Columbia (13-22-1, 8-9-1 Ivy League)	.280	.372	.428	.800	6.28	181	9.75	82	0.94	156	6.97	234	1.81	253	7.44	234	5.61	245	.967	199

### NEWS AND NOTES

- ▶ Cornell will be seeking to snap an eight-game losing streak at home to Columbia this weekend. The Big Red's last home win came in a 14-2 triumph on May 12, 2018.
- ▶ Columbia enters this weekend unbeaten in six of its last eight games (5-2-1), while boasting the Ivy League's best batting average (.280). The Lions, along with Cornell, Dartmouth and Princeton, are also competing for the final spot in the 2026 Ivy League Baseball Tournament.

### ON THIS DATE: MAY 2

- ▶ Saturday's twin bill will be Cornell's 61st and 62nd all-time games played on May 2. The Big Red are 23-37 on the date.
- ▶ Cornell and Columbia are playing on May 2 for the third and fourth times in program history, with the first meeting coming in New York in a 7-0 loss in 1919 and the most recent one also being a Columbia victory, 8-7, in New York in 1930.
- ▶ It is Cornell's first home game on May 2 since 2001. The Big Red are looking to snap a six-game home losing streak on the date, with its last home win on May 2 coming in a doubleheader sweep against Buffalo in 1984.

### THE SERIES

Overall	Cornell leads, 134-123
in Ithaca, N.Y.	Cornell leads, 79-54
at Booth Field	Columbia leads, 3-0
in New York, N.Y.	Columbia leads, 69-54
at Robertson Field at Satow Stadium	Columbia leads, 59-47
Neutral Sites	Cornell leads, 1-0
Last Meeting	@Columbia 13, Cornell 9 (April 5, 2025)

### ON THIS DATE: MAY 3

- ▶ Sunday will serve as Cornell's 63rd game played on May 3.
- ▶ The Big Red are 32-30 all-time on the date, going 10-6 across its last 16 and winning six of its last eight home games.
- ▶ Columbia and Cornell will play on May 3 for the sixth time in program history.
- ▶ The Big Red are 3-2 against the Lions on the date, with victories coming in 1952 (1-0 in Ithaca, behind a six-hit complete-game shutout by **DON UNBEKANT**), 1968 (12-2 in New York) and 2004 (8-7 in Ithaca).

### SERIES FACTS (MORE ON PAGE 1)

Overall Streak	L1
Home Streak	L8
Road Streak	L1
Neutral Streak	W1
Last Home Win	14-2 (May 12, 2018)
Last Road Win	7-3 (April 4, 2025)
Last Neutral Win	4-0 (May 17, 1977)
Last Home Loss	0-13 (April 28, 2024)
Last Road Loss	9-13 (April 5, 2025)
Last Neutral Loss	—
Last Home Tie	—
Last Road Tie	—
Last Neutral Tie	—
Largest Winning Margin	+17, (2x), Last: (22-5, April 15, 1967)
Largest Losing Margin	-24, (3-27, April 29, 1932)
Most Runs Scored	22, (22-5, April 15, 1967)
Most Runs Allowed	27, (3-27, April 29, 1932)
Fewest Runs Scored	0, (19x), Last: (0-13, April 28, 2024)
Fewest Runs Allowed	0, (20x), Last: (3-0, April 14, 2012)

## NEXT OPPONENT: BINGHAMTON BEARCATS

GAMES #38 ♦ AWAY GAME #21 ♦ TUE., MAY 5 ♦ CORNELL AT BINGHAMTON ♦ 6:30 P.M. ♦ VESTAL, N.Y. ♦ BEARCATS BASEBALL COMPLEX ♦ TV: ESPN+



2026 Season Stats (as of 4/30)	BATTING				PER GAME					PITCHING / FIELDING										
	AVG	OBP	SLG	OPS	RUNS	RK	HITS	RK	HR	RK	ERA	RK	WHIP	RK	SO/9	RK	BB/9	RK	FLD%	RK
Cornell (10-24, 7-11 Ivy League)	.255	.338	.355	.693	4.50	304	8.65	234	0.68	248	7.24	244	1.65	177	7.64	217	5.30	218	.968	181
Binghamton (23-16, 12-3 America East)	.268	.390	.415	.805	7.28	87	8.72	229	1.00	T-141	6.42	190	1.59	145	8.62	110	4.77	161	.974	87

### NEWS AND NOTES

- ▶ Binghamton enters this weekend's series against Maine having won 17 of their last 22 games.
- ▶ The Bearcats are slashing .268/.390/.415 as a team while averaging 7.28 runs per game, ranking 87th nationally.
- ▶ Cornell holds a 29-22-1 advantage in the all-time series. The Big Red snapped its three-game losing streak in the series with its 10-6 win on April 21.
- ▶ The offense is driven by junior outfielder Matt Bolton, who is hitting a team-leading .336 among qualifying hitters with a .992 OPS. He also leads the team with 10 doubles, 3 triples.
- ▶ Sean Sweeney (.463 AVG, 1.147 OPS) and Braylen Gonzalez (.315 AVG, 1.037 OPS) have also been main contributors of late. Gonzalez has drawn a team-leading 34BB compared to striking out just 15 times.
- ▶ Grant Hunter leads the team with seven home runs and Tommy Popoff has a team-leading 39RBI, one of two Binghamton batters with 35+RBI (Bolton, 35).
- ▶ On the mound, the Bearcats have 314K in 328.0IP. Junior right-hander Jackson Mitchell (3-0, 2.97 ERA, 45V) owns a team-best 45K, limiting opponents to bat .177 (23-for-130).

### THE SERIES

Overall	Cornell leads, 29-22-1
in Ithaca, N.Y.	Cornell leads, 14-13-1
at Booth Field	Binghamton leads, 1-0
in Vestal, N.Y.	Cornell leads, 15-9
at Bearcats Baseball Complex	Tied, 4-4
Neutral Sites	N/A
Last Meeting	Cornell 10, @Binghamton 6 (April 21, 2025)

### ON THIS DATE: MAY 6

- ▶ Tuesday is scheduled to be Cornell's 53rd game on May 6.
- ▶ The Big Red are 33-18-1 all-time on the date and have won each of its last six games. Cornell's last loss on May 6 was in the opening game of a doubleheader in 1990 against Dartmouth, 7-0.
- ▶ Five of the last seven games played by Cornell on May 6 have been road games.
- ▶ Cornell and Binghamton will be playing on May 6 for the first time in program history.

### SERIES FACTS

Overall Streak	W1
Home Streak	L1
Road Streak	W1
Neutral Streak	—
Last Home Win	10-9 (10 inn.) (April 20, 2022)
Last Road Win	10-6 (April 21, 2026)
Last Neutral Win	—
Last Home Loss	4-11 (April 14, 2026)
Last Road Loss	5-8 (5 inn.) (April 29, 2025)
Last Neutral Loss	—
Last Home Tie	5-5 (9.5 inn.) (April 10, 2018)
Last Road Tie	—
Last Neutral Tie	—
Largest Winning Margin	+9, (12-3, April 24, 2018)
Largest Losing Margin	-10, (1-11, May 2, 2018)
Most Runs Scored	13, (2x), Last: (13-7, May 1, 2024)
Most Runs Allowed	13, (2x), Last: (5-13, April 6, 2004)
Fewest Runs Scored	0, (2x), Last: (0-6, April 11, 2023)
Fewest Runs Allowed	0, (2x), Last: (3-0, April 10, 2007)

## CORNELL VERSUS THE IVY LEAGUE & EIBL

MEMBERSHIP	OVERALL RECORD		HOME PCT		AWAY PCT		NEUTRAL PCT		BOOTH FIELD RECORD		IVY / EIBL REGULAR SEASON		IVY / EIBL POSTSEASON			LAST
	RECORD	PCT	RECORD	PCT	RECORD	PCT	RECORD	PCT	RECORD	PCT	RECORD	PCT	RECORD	PCT	STRK	
Brown 1948-Present	67-75-2	.472	37-32-1	.536	28-41	.406	2-2-1	.500	2-1	.667	64-64-1	.500	0-0	—	W2	5-5
Columbia 1930-Present	134-123	.521	79-54	.594	54-69	.439	1-0	1.000	0-3	.000	105-101	.510	1-0	1.000	L1	2-8
Dartmouth 1930-Present	91-105-1	.464	54-45	.545	34-57-1	.375	3-3	.500	5-1	.833	75-85-1	.469	3-3	.500	L1	6-4
Harvard 1933-Present	62-117	.346	30-44	.405	32-71	.311	0-2	.000	3-3	.500	56-97	.366	0-3	.000	L1	5-5
Penn 1930-Present	129-173-2	.428	69-80	.463	57-90-2	.389	3-3	.500	1-5	.167	93-121-1	.435	1-2	.333	L8	3-7
Princeton 1930-Present	104-165-2	.387	56-74-1	.431	47-91-1	.342	1-0	1.000	1-5	.167	87-129-1	.403	2-0	1.000	W1	4-6
Yale 1930-Present	83-115	.419	45-53	.459	38-60	.388	0-2	.000	3-3	.500	70-87	.446	0-1	.000	L2	6-4
<b>Totals vs. current members</b>	<b>670-873-7</b>	<b>.435</b>	<b>370-382-2</b>	<b>.492</b>	<b>290-479-4</b>	<b>.378</b>	<b>10-12-1</b>	<b>.457</b>	<b>15-21</b>	<b>.417</b>	<b>550-684-4</b>	<b>.446</b>	<b>7-9</b>	<b>.438</b>		
Army 1948-92	38-38	.500	18-10	.643	18-27	.400	2-1	.667	0-0	.000	34-28	.548	0-0	.000		
Navy 1948-92	33-50	.398	12-19	.387	21-31	.404	0-0	.000	0-0	.000	17-40	.298	0-0	.000		
<b>Totals vs. all-time members</b>											<b>601-752-4</b>	<b>.444</b>	<b>7-9</b>	<b>.438</b>		

**SATURDAY'S GAME ONE PROBABLE STARTING PITCHER**



**HUXLEY HOLCOMBE 37**

2026 STATS: 1-7, 5.76 ERA, 45.1 IP, 24 BB, 41 SO

Height / Weight: 6-6 / 193 lbs.  
Hometown: Worcester, Mass.  
High School: Worcester Academy

Bats/Throws: L/L  
Year: Junior

**HOLCOMBE'S CAREER STATS**

	W	L	ERA	G	GS	CG	IP	H	R	ER	BB	SO	HR	GDP	WHIP	AVG
2024	2	2	7.78	14	3	0	41.2	48	39	36	30	26	8	2	1.87	.296
2025	3	2	6.90	11	9	0	58.2	65	53	45	28	40	7	5	1.59	.290
2026	1	7	5.76	10	10	0	45.1	41	34	29	24	41	4	1	1.43	.243
TOTALS	6	11	6.80	35	22	0	145.2	154	126	110	82	107	19	8	1.62	.277

**NEWS & NOTES ON HOLCOMBE**

► Junior LHP **HUXLEY HOLCOMBE** will make his 11th start of the season in this weekend's series opener ... is 1-7 with a 5.76 ERA (45.1IP, 41H, 34R/29ER, 24BB, 41K, 4HR) across his 10 starts ... **allowed 1ER-or-fewer in five of 10 starts** ... concluded second inning of outing at Penn on April 11 with **100th career strikeout, becoming Cornell's 46th pitcher to reach 100K and the eighth Big Red pitcher this century (18th overall) to reach 100K before his senior year since 1947**, joining **CHRIS SCHUTT** (2003), **ROCKY COLLIS** (2005), **BLAKE HAMILTON** (2006), **BRENT JONES** (2014), **MICHAEL BYRNE** (2015) and **CARSON MAYFIELD** and **NOAH KELLER** (both in 2025).

► **LAST TIME OUT:** Ended as losing pitcher in last Saturday's series opener at Brown (3.0IP, 7H, 7R/ER, 4BB, 0K), matching season highs with 7H, 7R/ER and 4BB ... third consecutive outing ending as losing pitcher, a career-high-tying streak ... first outing with 0K since pitching 0.1IP of relief against Penn on May 20, 2024, in championship series of Ivy League Baseball Tournament ... second career start with 0K, joining a 1.0IP start in collegiate debut at Georgia Tech (Feb. 24, 2024).

► **2026:** In 10 starts this season, has gone 1-7 with a 5.76 ERA (45.1IP, 41H, 34R/29ER, 24BB, 41K, 4HR) ... held opponents to .243/.366/.396 (41-for-169) slash line ... **allowed only 4HR to 210BF (1.9 percent of batters).**

- Allowed 3ER-or-fewer in six of his 10 starts and 1ER-or-fewer in five outings.
- Recorded at least 4K in eight of his 10 starts and 5+K in five starts.
- Allowed only 9ER across six starts (2.79 ERA in 29.0IP) between March 7 and April 11 (29.0IP, 17H, 13R/9ER, 15BB, 26K, 2HR) ... since then is 0-2 with a 14.63 ERA and 2.00 WHIP (8.0IP, 10H, 14R/13ER, 6BB, 5K, 1HR).

► **2025:** Went 3-1 with a 7.10 ERA (52.0IP, 58H, 47R/41ER, 26BB, 38K) across 11 appearances (nine starts) ... three victories — all of which came in succession against Yale (3/22/25), Brown (3/29/25) and Columbia (4/4/25) — led all Cornell pitchers ... posted at least 3K in seven of nine starts and eight of 11 outings.

- Allowed 3ER-or-fewer in five of his nine starts.
- Recorded three quality starts on season, all of which came in road games — Yale (6.0IP, 3ER on March 22), Columbia (7.2IP, 3ER on April 4) and Dartmouth (6.0IP, 1ER on April 26).

► **PRIOR TO CORNELL:** Received four letters in baseball, aiding Worcester Academy to 2023 CNEPSBL Championship ... two-time CNEPSBL All-Star and two-time CNEPSBL All-League selection (2022 and 2023) ... also received three letters in cross country, which included earning most improved in 2019 at Vermont Academy in Saxtons River, Vt., and lettered once in swimming, nordic skiing and soccer.

**HOLCOMBE'S 2026 GAME LOG**

DATE	VS.	RESULT	DEC	GS	IP	H	R	ER	BB	SO	HR	NP-S	S%	RS	W-L	ERA	AVG	NOTES	
2/20	vs. BC (G2)	L	1-9	L-1	1	4.0	7	3	3	1	5	0	74-45	60.8%	0	0-1	6.75	.368	Ninth time with 3K+ in last 12 outings
2/28	@ RIC	L	3-11	L-2	1	4.1	7	4	4	2	5	1	69-41	59.4%	1	0-2	7.56	.378	First time posting 5K+ in b-2-b outings
<b>FEBRUARY</b>				<b>2</b>	<b>8.1</b>	<b>14</b>	<b>7</b>	<b>7</b>	<b>3</b>	<b>10</b>	<b>1</b>	<b>143-86</b>	<b>60.1%</b>	<b>1</b>	<b>0-2</b>	<b>7.56</b>	<b>.378</b>	<b>10.80 K/9, 3.24 BB/9, 2.04 WHIP</b>	
3/7	@ FOR (G2)	W	3-1	—	1	5.0	1	1	0	1	4	0	80-48	60.0%	1	0-2	4.72	.283	Retired 15 straight following leadoff 1B
3/14	@ VMI (G2)	L	0-8	L-3	1	4.1	3	1	1	3	4	1	82-54	65.9%	0	0-3	4.08	.261	Second straight outing with <= 1R all.
3/21	@ PRI (G2)	L	0-12	L-4	1	3.0	4	5	5	4	2	1	79-46	64.5%	0	0-4	5.66	.275	Allowed season-highs in R, ER & BB
3/29	HAR (G1)	L	1-2	—	1	6.0	1	1	1	1	7	0	87-55	63.2%	1	0-4	4.73	.235	Retired first 11 batters, 13 of first 15
<b>MARCH</b>				<b>4</b>	<b>18.1</b>	<b>9</b>	<b>8</b>	<b>7</b>	<b>9</b>	<b>17</b>	<b>2</b>	<b>328-203</b>	<b>61.9%</b>	<b>2</b>	<b>0-2</b>	<b>3.44</b>	<b>.148</b>	<b>8.35 K/9, 4.42 BB/9, 0.98 WHIP</b>	
4/3	DART	W	8-1	W-1	1	6.0	4	1	1	2	4	0	91-56	61.5%	8	1-4	4.13	.231	Second consecutive quality start
4/11	@ PENN (G1)	L	3-7	L-5	1	4.2	4	4	1	4	5	0	95-56	58.9%	2	1-5	3.86	.230	Ended 2nd inn. with 100th career K
4/18	YALE (G1)	L	5-16	L-6	1	5.0	3	7	6	2	5	0	93-51	54.8%	5	1-6	4.68	.222	Career-high 5HP; allowed most R in 2026
4/25	@ BRWN (G1)	L	4-16	L-7	1	3.0	7	7	7	4	0	1	79-43	54.4%	2	1-7	5.76	.243	Second consecutive outing with 7R all.
<b>APRIL</b>				<b>4</b>	<b>18.2</b>	<b>18</b>	<b>19</b>	<b>15</b>	<b>12</b>	<b>14</b>	<b>0</b>	<b>358-163</b>	<b>57.5%</b>	<b>17</b>	<b>1-3</b>	<b>7.23</b>	<b>.254</b>	<b>6.75 K/9, 5.79 BB/9, 1.61 WHIP</b>	
<b>TOTALS</b>				<b>10</b>	<b>45.1</b>	<b>41</b>	<b>34</b>	<b>29</b>	<b>24</b>	<b>41</b>	<b>4</b>	<b>806-452</b>	<b>61.4%</b>	<b>20</b>	<b>1-7</b>	<b>5.76</b>	<b>.243</b>	<b>8.72 K/9, 4.25 BB/9, 1.28 WHIP</b>	

**HOLCOMBE'S 2026 SPLITS**

SPLIT	W	L	G	GS	IP	H	R	ER	HR	BB	SO	ERA	AVG
TOTALS	1	7	10	10	45.1	41	34	29	4	24	41	5.76	.243
Home	1	1	3	3	17.0	8	9	8	0	5	16	4.24	.145
Away	0	5	6	6	24.1	26	22	18	4	18	20	6.66	.274
Neutral	0	1	1	1	4.0	7	3	3	0	1	5	6.75	.368
Day	1	7	10	10	45.1	41	34	29	4	24	41	5.76	.243
Night	—	—	—	—	—	—	—	—	—	—	—	—	—
Starter	1	7	10	10	45.1	41	34	29	4	24	41	5.76	.243
Reliever	—	—	—	—	—	—	—	—	—	—	—	—	—

**HOLCOMBE'S 2026 SPLITS vs. LHB/RHB**

	BF	AB	H	2B	3B	HR	BB	SO	AVG	OBP	SLG	OPS
Total	210	169	41	10	2	4	24	41	.243	.366	.396	.762
vs. LHB	28	22	7	3	0	0	2	3	.318	.423	.455	.878
vs. RHB	182	147	34	7	2	4	22	38	.231	.358	.388	.745

**SINGLE-GAME HIGHS & LOWS**

	2026	CAREER
6.0, (2x), Last: vs. Dartmouth (4/3)	IP	7.2, at Columbia (4/4/25)
7, (3x), Last: at Brown (4/25)	H	8, (3x), Last: at Harvard (4/19/25)
7, (2x), Last: at Brown (4/25)	R	10, at Duke (2/23/25)
7, at Brown (4/25)	ER	10, at Duke (2/23/25)
4, (3x), Last: at Brown (4/25)	BB	5, (3x), Last: at Yale (3/22/25)
7, vs. Harvard (3/29)	SO	7, (2x), Last: vs. Harvard (3/29/26)
1, (4x), Last: at Brown (4/25)	HR	3, (2x), Last: vs. Columbia (4/28/24)
95, at Penn (4/11)	PITCHES	118, at Columbia (4/4/25)
—	CG	—
—	SHO	—
—	WSTREAK	3G (3/22/25 - 4/4/25)
3G (4/11-Pres.)	LSTREAK	3G, (2x), Last: (4/11/26-Pres.)

NOTE: Bold denotes active streak

**HOLCOMBE VS. COLUMBIA**

	W-L	ERA	AVG	G	GS	IP	H	R	ER	BB	SO	HR
CAREER	1-0	6.55	.233	2	1	11.0	10	8	8	5	11	3
BOOTH FIELD	0-0	13.50	.412	1	0	3.1	7	5	5	1	4	3
2025	1-0	3.52	.115	1	1	7.2	3	3	3	4	7	0

LAST APP: 4/4/25 (W, 7-3) 1 1 7.2 3 3 3 4 7 0  
LAST WIN: 4/4/25 (W, 7-3) 1 1 7.2 3 3 3 4 7 0

► Making his third career appearance and start against Columbia this weekend.

► Posted second quality start of 2025 and third consecutive victory while setting single-game highs in IP and K in last outing against Columbia (7.2IP, 3H, 3R/ER, 4BB, 7K).

# SATURDAY'S GAME TWO PROBABLE STARTING PITCHER



## JOHN HEGARTY

# 22

2026 STATS: 3-0, 2.40 ERA, 30.0 IP, 17 BB, 18 SO

Height / Weight: 6-5 / 215 lbs.  
Hometown: Needham, Mass.  
High School: St. Mark's School

Bats/Throws: L/R  
Year: Sophomore

### HEGARTY'S CAREER STATS

	W	L	ERA	G	GS	CG	IP	H	R	ER	BB	SO	HR	GDP	WHIP	AVG
2025	0	3	10.38	15	0	0	21.2	33	25	25	12	19	4	0	2.08	.367
2026	3	0	2.40	10	2	0	30.0	15	8	8	17	18	0	4	1.07	.160
<b>TOTALS</b>	<b>3</b>	<b>3</b>	<b>5.75</b>	<b>25</b>	<b>2</b>	<b>0</b>	<b>51.2</b>	<b>48</b>	<b>33</b>	<b>33</b>	<b>29</b>	<b>37</b>	<b>4</b>	<b>4</b>	<b>1.49</b>	<b>.261</b>

### NEWS & NOTES ON HEGARTY

► Sophomore RHP **JOHN HEGARTY** is making his 11th appearance (third start) of 2026 in the nightcap of Saturday's doubleheader ... is 3-0 with a 2.40 ERA (30.0IP, 15H, 8R/ER, 17BB, 18K, 0HR) in 10 outings ... **allowed 0ER in seven of his 10 appearances** (2ER-or-more in other three outings) ... has held opponents to a .160/.333/.202 (15-for-94) slash line ... enters this weekend **having not allowed a HR in his last 137BF**.

► **LAST TIME OUT:** Did not factor in the decision in last Saturday's suspended nightcap after pitching a career-high 5.0 shutout innings (5.0IP, 3H, 0R, 2BB, 1K).

► **2026:** In 10 outings (two starts), has gone 3-0 with a 2.40 ERA (30.0IP, 15H, 8R/ER, 17BB, 18K) ... has held opponents to a .160/.333/.202 slash line (15-for-94).

► Opened season with **4.0 hitless, scoreless IP vs. Northwestern on Feb. 21** before yielding 3H and 3ER in 1.0IP at Richmond on March 1.

► Responded by going **next 14.2IP without giving up a run** before yielding a run on April 12 at Penn.

► Currently the **21st Cornell pitcher (25th time) since 1947 with 30.0+IP, a sub-2.50 ERA and sub-1.10 WHIP** in a season and first to do so since **JOHN NATOLI** (36.1IP, 1.73 ERA, 0.91 WHIP) in 2019 ... seventh player (eighth time) to reach those thresholds since 1980, all of which have come this century, joining **CHRIS SCHUTT** (2003), **KELLEN URBON** (2012), **MICHAEL BYRNE** and **ZACH McCULLEY** (both 2013), **BRIAN McAFEE** (2013 and 2015) and Natoli (2019).

► **Fourth Cornell sophomore with 30.0+IP, sub-2.50 ERA and sub-1.10 WHIP in a season**, joining **IVAN TYLAWSKY** (33.1IP, 1.08 ERA, 0.72 WHIP) in 1965, **GREG MYERS** (71.2IP, 2.13 ERA, 1.09 WHIP) in 1980 and McAfee (55.1IP, 2.28 ERA, 0.98 WHIP) in 2013.

► **2025:** Registered 15 appearances, all out of Cornell's bullpen ... **15 appearances rank as sixth-most by a freshman in program history**, trailing **KELLEN URBON** (22) in 2012, **CHRIS ELLISON** (18) in 2022, **CARSON MAYFIELD** (18) in 2023, **BLAKE HAMILTON** (16) in 2002 and **BECK URFOSKY** (16) in 2023 ... went 0-3 record with 10.38 ERA (21.1IP, 25ER).

► **PRIOR TO CORNELL:** Earned four varsity letters in baseball at St. Mark's School, where he was named Team MVP and received First Team All-Independent School League (ISL) and All-New England Prep School Athletic Conference (NEPSAC) honors ... earned ISL All-Star honors in 2023 and was an All-ISL honorable mention as a sophomore in 2022 ... also earned three varsity letters in basketball and two letters in football ... named to Honor Roll all four years at St. Mark's ... played club baseball for New England Ruffnecks Baseball.

### HEGARTY'S 2026 GAME LOG

DATE	VS.	RESULT	DEC	GS	IP	H	R	ER	BB	SO	HR	NP-S	S%	RS	W-L	ERA	AVG	NOTES
2/21	vs. NW	L	5-6	—	0	4.0	0	0	4	3	0	75-39	52.0%	—	0-0	0.00	.000	Set career highs in both IP and BB
<b>FEBRUARY</b>				<b>0</b>	<b>4.0</b>	<b>0</b>	<b>0</b>	<b>0</b>	<b>4</b>	<b>3</b>	<b>0</b>	<b>75-39</b>	<b>52.0%</b>	<b>0</b>	<b>0-0</b>	<b>0.00</b>	<b>.000</b>	<b>6.75 K/9, 9.00 BB/9, 1.00 WHIP</b>
3/1	@ RIC	L	2-12	—	0	1.0	3	3	2	2	0	32-17	53.1%	—	0-0	5.40	.167	
3/7	@ FOR (G2)	W	3-1	W-1	0	3.0	0	0	0	2	0	43-27	62.8%	—	1-0	3.38	.115	Allowed just two baserunners (2HP)
3/14	@ VMI (G1)	W	7-4	—	0	2.1	0	0	2	1	0	36-18	50.0%	—	1-0	2.61	.094	No hits given up over last 5.1IP
3/22	@ PRI	W	6-3	W-2	0	3.0	0	0	0	1	0	34-21	61.8%	—	2-0	2.03	.071	Hitless streak extended to 7.2IP
3/29	HAR (G2)	W	9-4	—	0	2.0	2	0	1	1	0	24-15	62.5%	—	2-0	1.76	.104	Gave up hit to 1st batter; 10.1IP scoreless
<b>MARCH</b>				<b>0</b>	<b>11.1</b>	<b>5</b>	<b>3</b>	<b>3</b>	<b>5</b>	<b>7</b>	<b>0</b>	<b>169-98</b>	<b>58.0%</b>	<b>0</b>	<b>2-0</b>	<b>2.38</b>	<b>.139</b>	<b>5.56 K/9, 3.97 BB/9, 0.88 WHIP</b>
4/4	DART (G1)	W	4-2	W-3	0	3.0	1	0	0	4	0	43-32	74.4%	—	3-0	1.47	.103	Retired first 9; scoreless in last 13.1IP
4/12	@ PENN	L	5-6	—	0	3.0	3	2	2	1	0	39-25	64.1%	—	3-0	2.11	.132	Scoreless streak snapped at 14.2IP
4/17	YALE	W	5-3	—	1	3.2	3	3	3	4	2	87-50	57.5%	2	3-0	2.88	.154	First collegiate start
4/25	@ BRWN (G2)	W	2-1 (13)	—	1	5.0	3	0	2	1	0	70-44	62.9%	0	3-0	2.40	.160	Career-high 5.0IP; 7th outing with 0R
<b>APRIL</b>				<b>1</b>	<b>14.2</b>	<b>10</b>	<b>5</b>	<b>5</b>	<b>8</b>	<b>8</b>	<b>0</b>	<b>239-151</b>	<b>63.2%</b>	<b>2</b>	<b>1-0</b>	<b>3.07</b>	<b>.217</b>	<b>4.91 K/9, 4.91 BB/9, 1.23 WHIP</b>
<b>TOTALS</b>				<b>1</b>	<b>30.0</b>	<b>15</b>	<b>8</b>	<b>8</b>	<b>17</b>	<b>18</b>	<b>0</b>	<b>483-288</b>	<b>59.6%</b>	<b>2</b>	<b>3-0</b>	<b>2.40</b>	<b>.160</b>	<b>5.40 K/9, 5.10 BB/9, 1.07 WHIP</b>

### HEGARTY'S 2026 SPLITS

SPLIT	W	L	G	GS	IP	H	R	ER	HR	BB	SO	ERA	AVG
<b>TOTALS</b>	<b>3</b>	<b>0</b>	<b>10</b>	<b>2</b>	<b>30.0</b>	<b>15</b>	<b>8</b>	<b>8</b>	<b>0</b>	<b>17</b>	<b>18</b>	<b>2.40</b>	<b>.160</b>
Home	1	0	3	1	8.2	6	3	3	0	5	7	3.12	.231
Away	2	0	6	1	17.1	9	5	5	0	8	8	2.60	.161
Neutral	0	0	1	0	4.0	0	0	0	0	4	3	0.00	.000
Day	3	0	10	2	30.0	15	8	8	0	17	18	2.40	.160
Night	—	—	—	—	—	—	—	—	—	—	—	—	—
Starter	0	0	2	2	8.2	6	3	3	0	6	3	3.12	.231
Reliever	3	0	8	0	21.1	9	5	5	0	11	15	2.11	.132

### HEGARTY'S 2026 SPLITS vs. LHB/RHB

	BF	AB	H	2B	3B	HR	BB	SO	AVG	OBP	SLG	OPS
<b>Total</b>	<b>124</b>	<b>94</b>	<b>15</b>	<b>4</b>	<b>0</b>	<b>0</b>	<b>17</b>	<b>18</b>	<b>.160</b>	<b>.333</b>	<b>.202</b>	<b>.535</b>
vs. LHB	27	23	2	0	0	0	3	4	.087	.222	.087	.309
vs. RHB	97	71	13	4	0	0	14	14	.183	.365	.239	.604

### SINGLE-GAME HIGHS & LOWS

	2026	CAREER
5.0, at Brown (4/25)	<b>IP</b>	5.0, at Brown (4/25/26)
3, (4x), Last: at Brown (4/25)	<b>H</b>	6, vs. Brown (3/28/25)
3, (2x), Last: vs. Yale (4/17)	<b>R</b>	4, (2x), Last: at Harvard (4/19/25)
3, (2x), Last: vs. Yale (4/17)	<b>ER</b>	4, (2x), Last: at Harvard (4/19/25)
4, (2x), Last: vs. Yale (4/17)	<b>BB</b>	4, (2x), Last: vs. Yale (4/17/26)
4, vs. Dartmouth (4/4)	<b>SO</b>	4, vs. Dartmouth (4/4/26)
—	<b>HR</b>	2, at Harvard (4/19/25)
87, vs. Yale (4/17)	<b>PITCHES</b>	87, vs. Yale (4/17/26)
—	<b>CG</b>	—
—	<b>SHO</b>	—
—	<b>WSTREAK</b>	—
—	<b>LSTREAK</b>	—

NOTE: Bold denotes active streak

### HEGARTY VS. COLUMBIA

	W-L	ERA	AVG	G	GS	IP	H	R	ER	BB	SO	HR
<b>CAREER</b>	0-0	7.71	.222	2	0	2.1	2	2	2	1	1	1
<b>BOOTH FIELD</b>	—	—	—	—	—	—	—	—	—	—	—	—
<b>2025</b>	0-1	7.71	.222	2	0	2.1	2	2	2	1	1	1

LAST APP: 4/5/25 (ND; L, 9-13) 1 0 2.0 2 2 2 1 1 1  
LAST WIN: N/A

► Scheduled to face Columbia for the third time in his career while making his first career start against the Lions.

► After pitching 0.1IP in the nightcap of a doubleheader on April 4, 2025, logging two innings of relief (2.0IP, 2H, 2R/ER, 1BB, 1K, 1HR) in series finale against the Lions.

## SUNDAY'S PROBABLE STARTING PITCHER



# ETHAN HAMILL

# 13

2026 STATS: 1-3, 5.93 ERA, 44.0 IP, 22 BB, 36 SO

Height / Weight: 6-3 / 193 lbs.  
Hometown: Chester, Va.  
High School: Thomas Dale HS

Bats/Throws: R/R  
Year: Senior

### HAMILL'S CAREER STATS

	W	L	ERA	G	GS	CG	IP	H	R	ER	BB	SO	HR	GDP	WHIP	AVG
2023	2	6	7.38	11	11	0	50.0	69	50	41	28	27	12	3	1.94	.337
2024	3	3	5.71	12	9	1	58.1	62	44	37	25	28	7	8	1.49	.278
2025	— MISSED SEASON DUE TO INJURY —															
2026	1	3	5.93	11	10	0	44.0	40	30	29	22	36	7	5	1.41	.248
TOTALS	6	12	6.40	34	30	0	146.1	167	121	104	73	88	25	16	1.64	.293

### NEWS & NOTES ON HAMILL

► Senior RHP **ETHAN HAMILL** will make his 12th appearance (11th start) of the season in the series finale Sunday ... is 1-3 with a 5.93 ERA (44.0IP, 40H, 30R/29ER, 22BB, 36K, 7HR) across his 11 outings ... **allowed 3ER-or-fewer in eight of his 12 starts** (2ER-or-fewer in five of 10) ... slated for his 31st career start, **one of 12 Cornell pitchers since 1947 with 30+ starts** ... with his 31st start, will be most by a Cornell pitcher since **TIM WILLITTES** (32GS — 2014, 2016-18).

► **LAST TIME OUT:** Earned first victory of season in last Sunday's rubber match at Brown (5.0IP, 4H, 3R/ER, 1BB, 3K, 1HR), his first win since May 5, 2024, also at Brown ... victory came after earning second career save — first since Feb. 25, 2024, at Georgia Tech — in resumption of last Saturday's suspended game (1.0IP, 0H, 0R, 1BB, 0K) in Big Red's 2-1 triumph in 13 innings.

► **2026:** In 10 starts this season, has gone 1-3 with a 5.93 ERA (44.0IP, 40H, 30R/29ER, 22BB, 36K, 7HR).

► Allowed 3ER-or-fewer in eight of 10 starts and 2ER-or-fewer in five outings.

► Recorded at least 4K in four of his 10 starts, including pair of career-high-tying 6K outings at Princeton (March 22) and against Yale (April 18).

► Since allowing season-high 7ER against Harvard (March 30), has a 4.89 ERA (22.1IP, 17H, 13R/12ER, 11BB, 16K, 3HR) and 1.27 WHIP while holding opponents to a .218 average (17-for-78).

► **2025:** Missed entire season due to injury.

► **2024:** Made 12 appearances with final nine coming as starts ... registered 3-3 record with 15V and 5.71 ERA across career-high 58.1IP ... held opposition to 3R or less in seven appearances.

► Logged first career save at Georgia Tech on Feb. 25 after pitching final four innings (4.0IP, 3H, 2R/ER, 1BB, 2K).

► Earned first win and quality start of season at Princeton on March 24 (6.2IP, 5H, 2R/ER, 3BB, 3K) ... followed with another quality start against Dartmouth on March 30 (7.0IP, 3H, 0R, 1BB, 4K) ... posted third consecutive QS against Harvard on April 7 (6.0IP, 8H, 4R/3ER, 2BB, 4K), logging at least 4K for a second straight outing.

► Tallied fourth QS and 3rd win at Brown on May 5 (6.0IP, 4H, 3R/2ER, 3BB, 3K).

### HAMILL'S 2026 GAME LOG

DATE	VS.	RESULT	DEC	GS	IP	H	R	ER	BB	SO	HR	NP-S	S%	RS	W-L	ERA	AVG	NOTES	
2/22	vs. BC	L	6-7	—	1	4.0	3	2	2	0	5	0	57-41	71.9%	2	0-0	4.50	.200	First outing since 5/19/24
<b>FEBRUARY</b>					<b>1</b>	<b>4.0</b>	<b>3</b>	<b>2</b>	<b>2</b>	<b>0</b>	<b>5</b>	<b>0</b>	<b>57-41</b>	<b>71.9%</b>	<b>2</b>	<b>0-0</b>	<b>4.50</b>	<b>.200</b>	<b>11.25 K/9, 0.00 BB/9, 0.75 WHIP</b>
3/1	@ RIC	L	2-12	L-1	1	4.0	5	3	3	2	2	1	76-41	53.9%	1	0-1	5.63	.258	4th cons. game with 5H or less allowed
3/8	@ FOR	L	11-16	—	1	2.0	1	1	1	4	1	0	51-24	47.1%	1	0-1	5.40	.237	Shortest start of collegiate career
3/15	@ VMI	L	4-7	—	1	5.0	3	1	1	0	3	0	61-38	62.3%	3	0-1	4.20	.222	Longest outing since 5/5/24
3/22	@ PRI	W	6-3	—	1	5.0	6	3	3	6	1	83-49	59.0%	2	0-1	4.50	.247	6K matches career high	
3/30	HAR	L	3-16	L-2	1	1.2	5	7	7	2	3	2	67-39	58.2%	2	0-2	7.06	.277	Most R/ER allowed since 4/28/24
<b>MARCH</b>					<b>5</b>	<b>17.2</b>	<b>20</b>	<b>15</b>	<b>15</b>	<b>11</b>	<b>15</b>	<b>4</b>	<b>338-191</b>	<b>56.5%</b>	<b>9</b>	<b>0-2</b>	<b>7.64</b>	<b>.294</b>	<b>7.64 K/9, 5.60 BB/9, 1.75 WHIP</b>
4/4	DART (G1)	W	4-2	—	1	6.0	4	2	2	2	4	1	78-47	54.0%	2	0-2	6.18	.260	First quality start since 5/5/24
4/12	@ PENN	L	5-6	—	1	5.0	2	2	2	4	3	0	90-53	58.9%	5	0-2	5.79	.244	Retired 10 of final 12 batters
4/18	YALE (G2)	L	3-6	L-3	1	5.1	7	6	5	3	6	1	92-57	62.0%	1	0-3	6.16	.255	6K ties career high for 3rd time
4/25	@ BRWN (G2)	W	2-1	S-1	0	1.0	0	0	0	1	0	0	13-7	53.8%	—	0-3	6.00	.252	Second career save; game-ending DP
4/26	@ BRWN	W	8-3	W-1	1	5.0	4	3	3	1	3	1	69-43	62.3%	4	1-3	5.93	.248	First win since 5/5/24, also at Brown
<b>MARCH</b>					<b>4</b>	<b>23.1</b>	<b>17</b>	<b>13</b>	<b>12</b>	<b>11</b>	<b>16</b>	<b>3</b>	<b>342-207</b>	<b>60.5%</b>	<b>12</b>	<b>1-1</b>	<b>4.84</b>	<b>.218</b>	<b>6.45 K/9, 4.43 BB/9, 1.25 WHIP</b>
<b>TOTALS</b>					<b>10</b>	<b>44.0</b>	<b>40</b>	<b>30</b>	<b>29</b>	<b>22</b>	<b>36</b>	<b>7</b>	<b>737-439</b>	<b>59.6%</b>	<b>23</b>	<b>1-3</b>	<b>5.93</b>	<b>.248</b>	<b>7.82 K/9, 4.74 BB/9, 1.47 WHIP</b>

### HAMILL'S 2026 SPLITS

SPLIT	W	L	G	GS	IP	H	R	ER	HR	BB	SO	ERA	AVG
TOTALS	1	3	11	10	44.0	40	30	29	7	22	36	5.93	.248
Home	0	2	3	3	13.0	16	15	14	4	7	13	9.69	.302
Away	1	1	7	6	27.0	21	13	13	3	15	18	4.33	.226
Neutral	0	0	1	1	4.0	3	2	2	0	0	5	4.50	.200
Day	1	3	11	10	44.0	40	30	29	7	22	36	5.93	.248
Night	—	—	—	—	—	—	—	—	—	—	—	—	—
Starter	1	3	10	10	43.0	40	30	29	7	21	36	6.07	.252
Reliever	0	0	1	0	1.0	0	0	0	0	1	0	0.00	.000

### HAMILL'S 2026 SPLITS vs. LHB/RHB

	BF	AB	H	2B	3B	HR	BB	SO	AVG	OBP	SLG	OPS
Total	196	161	40	7	2	7	22	36	.248	.367	.447	.815
vs. LHB	40	33	10	2	1	2	4	6	.303	.400	.606	1.006
vs. RHB	156	128	30	5	1	5	18	30	.234	.359	.406	.765

### SINGLE-GAME HIGHS & LOWS

	2026	CAREER
6.0, vs. Dartmouth (4/4)	<b>IP</b>	7.0, vs. Dartmouth (3/31/24)
7, vs. Yale (4/18)	<b>H</b>	11, at VCU (3/11/23)
7, vs. Harvard (3/30)	<b>R</b>	9, vs. Brown (4/8/23)
7, vs. Harvard (3/30)	<b>ER</b>	8, at VCU (3/11/23)
4, (2x), Last: at Penn (4/12)	<b>BB</b>	6, at Dartmouth (5/6/23)
6, (2x), Last: vs. Yale (4/18)	<b>SO</b>	6, (3x), Last: vs. Yale (4/18/26)
2, vs. Harvard (3/30)	<b>HR</b>	3, (2x), Last: vs. Princeton (4/22/23)
92, vs. Yale (4/18)	<b>PITCHES</b>	106, vs. Penn (4/28/23)
—	<b>CG</b>	—
—	<b>SHO</b>	—
—	<b>WSTREAK</b>	2 games, (3/24/24 - 3/31/24)
—	<b>LSTREAK</b>	3 games, (2/25/23 - 3/11/23)

NOTE: Bold denotes active streak

### HAMILL VS. COLUMBIA

	W-L	ERA	AVG	G	GS	IP	H	R	ER	BB	SO	HR
CAREER	0-2	13.50	.405	2	2	8.2	15	14	13	5	3	4
BOOTH FIELD	0-1	15.75	.412	1	1	4.0	7	8	7	3	3	1
2024	0-1	15.75	.412	1	1	4.0	7	8	7	3	3	1

LAST APP: 4/28/24 (L, 0-13) 1 1 4.0 7 8 7 3 3 1

LAST WIN: N/A

► Making his third career appearance and start against Columbia this weekend.

► Last outing against the Lions came at Booth Field on April 28, 2024, where he ended as the losing pitcher (4.0IP, 7H, 8R/7ER, 3BB, 3K, 1HR).

► First career outing against Columbia came in New York on April 1, 2023, also resulting in being the losing pitcher (4.2IP, 8H, 6R/ER, 2BB, 0K, 3HR).

## CORNELL QUICK FACTS

### GENERAL INFORMATION

<b>Location:</b>	Ithaca, N.Y.
<b>Enrollment:</b>	26,561 (16,138 undergraduate)
<b>Founded:</b>	1865
<b>Nickname:</b>	Big Red
<b>School Colors:</b>	Carnelian Red (Pantone 187) and White
<b>Conference:</b>	Ivy League
<b>Interim President:</b>	Michael I. Kotlikoff
<b>Meakam Smith Director of Athletics:</b>	Dr. Nicki Moore
<b>Athletics Website:</b>	CornellBigRed.com
<b>Facebook:</b>	/CornellSports
<b>Instagram:</b>	@CornellSports   @cornellbsb
<b>X:</b>	@CornellSports   @CornellBaseball

### HISTORY

<b>Seasons of Baseball:</b>	155th
<b>First Season:</b>	1869
<b>All-Time Record (Win Pct.):</b>	1784-2057-34 (.465)
<b>Ivy League Regular-Season Titles (last):</b>	6 (2012)
<b>Ivy League Championship Titles (last):</b>	1 (2012)
<b>Ivy League Tournament Appearances (last):</b>	1 (2024)
<b>NCAA Tournament Appearances (last):</b>	2 (2012)
<b>Most Consecutive NCAA Appearances:</b>	N/A
<b>College World Series Appearances (last):</b>	None
<b>National Championships:</b>	None
<b>NCAA Tournament Record:</b>	2-4 (.333)

### BOOTH FIELD

<b>Year Opened (Season):</b>	2023 (3rd)
<b>Dimensions:</b>	318' (LF/RF), 390' (CF), 397' (LCF/RCF)
<b>Capacity:</b>	500
<b>All-Time Record:</b>	15-22 (.405)
<b>Under Dan Pepicelli:</b>	15-22 (.405)

### COACHING STAFF

<b>Head Coach:</b>	Dan Pepicelli (Cortland '90)
<b>Overall Record:</b>	344-390-3 (.469)
<b>Record at Cornell:</b>	123-213-1 (.366)
<b>Assistant Coach:</b>	John Toppa (UConn '19)
<b>Assistant Coach:</b>	Kyle Canavally (SUNY Brockport '21)
<b>Assistant Coach:</b>	McGwire Tuffy (Quinnipiac '23)

### 2025 IN REVIEW

<b>Overall Record:</b>	12-22 (.353)
<b>Ivy League Record (Finish):</b>	7-14 (.333) — T-7th
<b>Home Record:</b>	3-6 (.333)
<b>Road Record:</b>	9-14 (.391)
<b>Neutral Record:</b>	0-2 (.000)
<b>Ivy League Tournament:</b>	Not selected
<b>NCAA Tournament:</b>	Not selected
<b>D1Baseball.com Poll Ranking (final):</b>	N/A
<b>NCBWA Poll Ranking (final):</b>	N/A
<b>USA Today Poll Ranking (final):</b>	N/A

### 2026 TEAM INFORMATION

<b>Letterwinners Returning / Lost:</b>	10 / 7
<b>Newcomers:</b>	11
<b>Fr / So / Jr / Sr:</b>	9 / 11 / 9 / 11

### ATHLETIC COMMUNICATIONS

<b>Jeremy Hartigan</b>	
Sr. Associate Director of Athletics for Communications	
<b>Emmie Agee</b>	
Assistant Director of Editorial Content	
<b>Shawn Gillen</b>	
Assistant Director of Athletic Communications	
<b>Marshall Haim</b>	
Assistant Director of Athletic Communications (BSB)	
<b>Phone:</b>	(716) 465-4945
<b>Email:</b>	mh2348@cornell.edu
<b>Aaron Kelly</b>	
Assistant Director of Athletic Communications	

**CORNELL**  
BASEBALL

## SWID VICIOUS

► Senior infielder **TJ SWIDORSKI** enters this weekend leading Cornell with 4HR and 22 RBI while riding a career-high-tying five-game hit and 11-game on-base streaks. During his hit streak, he is batting .368/.478/.526 (7-for-19) with a 1.005 OPS, 4R, 1HR, 4RBI and 3BB, while slashing .300/.417/.475 with a .892 OPS, 8R, 2HR and 10RBI across his 11-game on-base streak.

► Swidorski has driven in a run in each of his last four games and in eight of his last nine contests, including two separate four-game RBI streaks. He has also recorded hits in nine of his last 10 games, hitting .324/.432/.514 with a .945 OPS, 8R, 2HR and 10RBI over that stretch.

► Since hitting his first collegiate grand slam at Fordham on March 8, Swidorski has collected 22RBI across his last 22 games while slashing .320/.414/.547 with a .960 OPS, 13R, 5 doubles, 4HR and six multi-RBI performances (three games with 2RBI, two with 3RBI and one with 4RBI).

## YO-SHIDA KNOW ABOUT ROSS

► Freshman right-handed pitcher **ROSS YOSHIDA** has been one of Cornell's most reliable pitchers over the last month, going 2-0 with a 0.63 ERA (1ER in 14.1IP) and 0.56 WHIP across his last four outings while holding opponents to a .130 batting average (6-for-46).

► Yoshida's recent stretch has featured him pitching 5.1 hitless, scoreless innings against Yale on April 18 (5.1IP, 0H, 0R, 1BB, 6K, 2HP), earning him Ivy League Rookie of the Week honors. Following a perfect ninth inning at Binghamton on April 21 (1.0IP, 0H, 0R, 0BB, 2K), Yoshida logged a season-high 7.0 innings (7.0IP, 5H, 1R/ER, 1BB, 4K, 2WP) in the Big Red's 2-1, 13-inning victory in last Saturday's suspended game at Brown.

► One of 14 qualifying Division I pitchers to post a WHIP of 0.75 or lower in each of the last two weeks, Yoshida has the fifth-best cumulative WHIP among players meeting that criteria, trailing Miami (Ohio)'s Austin Berggren (0.43 in 9.1IP), Lamar's Jarret Williams (0.50 in 10.0IP), East Carolina's Joseph Webb (0.50 in 14.0IP) and Notre Dame's Caden Crowell (0.55 in 12.2IP).

► Yoshida's 3.05 ERA — the best by a Cornell pitcher with at least 35.0IP since **JOHN NATOLI** (1.73, 36.1IP) and **JONATHAN ZACHARIAS** (2.83, 41.1IP) in 2019 — ranks third in the Ivy League, behind Yale's Tate Evans (2.97) and Penn's Thomas Shurtleff (3.05). Holding opponents to a .218/.296/.373 slash line, Yoshida ranks third in the Ancient Eight in opponents' BAA and OBP. The ERA also makes Yoshida the fourth Cornell freshman pitcher since first-years became eligible in 1976 with a 3.10 ERA or lower with 35.0+IP, joining **STEVE HUBER** (3.08 ERA in 38.0IP) in 1982, **KELLEN URBON** (0.47 ERA in 38.1IP) in 2012 and Zacharias (2.83 ERA in 41.1IP) in 2019.

► His **39K are the seventh-most by a Cornell freshman pitcher in program history**. With his next strikeout, Yoshida would become the sixth Big Red freshman with 40K in a season, joining **GREG MYERS** (61) in 1979, **RICH DeSA** (52) in 1984, **NOAH KELLER** (50) in 2023, **BRIAN McAFEE** (41) in 2012 and **CHRIS CARLS** and **BRENT JONES** (each 40) in 2006 and 2012, respectively. Yoshida remains one of two Cornell freshmen to reach 35K exclusively out of the bullpen, joining current senior right-hander **CARSON MAYFIELD** (38K in 18 relief outings in 2023).

## WELCOME TO HAGERTOWN

► Junior shortstop **KEVIN HAGER** has picked up right where he left off after missing the Big Red's series against Yale and not playing in last Tuesday's game at Binghamton, extending his on-base streak to 13 games after reaching safely in each of the first two games of last weekend's series at Brown. During the streak, Hager is hitting .327/.431/.510 (16-for-49) with a .941 OPS, 8R, 3 doubles, 2HR, 4RBI, 8BB, 4SB and 1HP.

► Hager enters this weekend riding a four-game hit streak and with hits in eight of his last nine and 18 of his last 21 games with at least one official AB. Over his last nine such games, he is slashing .361/.439/.556 with a .995 OPS, 4R, 1 double, 2HR, 4RBI, 5BB and 4SB. Across his last 21 games, Hager is hitting .346/.424/.469 with 11R, 4 doubles, 2HR, 6RBI, 9BB and 5SB.

► Hager's production extends well beyond his recent surge, having reached safely in 40 of his last 42 games, 55 of his last 58, 65 of his last 69 and 73 of his last 78 games, dating back to 2024.

## NCAA LEADERS

**LOWEST CUMULATIVE WHIP**  
Past Two Weeks of Play (≤0.75 WHIP Each Week)

PLAYER	SCHOOL	IP	WHIP
Austin Berggren	Miami (Ohio)	9.1	0.43
Jarret Williams	Lamar	10.0	0.50
Joseph Webb	East Carolina	14.0	0.50
Caden Crowell	Notre Dame	12.2	0.55
► Ross Yoshida	Cornell	14.1	0.56
Gavin Beuter	Purdue	10.1	0.58

## IVY LEAGUE LEADERS

**EARNED-RUN AVERAGE LEADERS**  
This Season (as of 4/30/26)

PLAYER	TEAM	IP	ER	ERA
Tate Evans	Yale	63.2	21	2.97
Thomas Shurtleff	Penn	59.0	20	3.05
► Ross Yoshida	Cornell	38.1	13	3.05
Dylan Reid	Brown	45.2	17	3.35
Ben Winslow	Yale	37.1	14	3.38
Nate Kugler	Dartmouth	35.2	14	3.53
Drew Nelson	Brown	59.2	26	3.92

## CORNELL RECORD BOOK

**MOST STRIKEOUTS BY A FRESHMAN**  
Cornell Program History

RK	PLAYER	SEASON	SO
1.	Greg Myers	1979	61
2.	Rich DeSa	1984	52
3.	Noah Keller	2023	50
4.	Brian McAfee	2012	41
T5.	Chris Carls	2006	40
	Brent Jones	2012	40
► 7.	Ross Yoshida	2026	39
8.	Carson Mayfield	2023	38
9.	Chris Reading	1987	37
T10.	Rocky Collis	2003	36
	Corey Pappel	2008	36



2026 TEAM STATISTICS (as of 4/30/26)

	STAT	NCAA	IVY
BASE ON BALLS	99	304th	8th
BATTING AVERAGE	.255	260th	5th
DOUBLE PLAYS	24	223rd	4th
DOUBLE PLAYS / GAME	0.71	129th	4th
DOUBLES	44	301st	7th
DOUBLES / GAME	1.29	298th	6th
EARNED RUN AVERAGE	7.24	244th	8th
FIELDING PERCENTAGE	.968	180th	4th
HIT BATTERS	85	22nd	2nd
HIT BY PITCH	50	224th	5th
HITS	294	297th	6th
HITS ALLOWED / 9 INN.	9.52	134th	4th
HOME RUNS	23	277th	5th
HOME RUNS / GAME	0.68	245th	4th
ON-BASE PERCENTAGE	.338	296th	6th
RUNS	153	302nd	7th
SACRIFICE BUNTS	26	48th	2nd
SACRIFICE FLIES	10	285th	6th
SCORING	4.5	300th	7th
SHUTOUTS	—	—	—
SLUGGING PCT.	.355	287th	5th
STOLEN BASES	31	271st	7th
STOLEN BASES / GAME	0.91	232nd	7th
SO/BB RATIO	1.44	227th	5th
STRIKEOUTS / 9 INN.	7.6	217th	4th
TRIPLE PLAYS	—	—	—
TRIPLES	1	302nd	8th
TRIPLES / GAME	0.03	302nd	8th
WHIP	1.65	177th	7th
WIN PERCENTAGE	.294	279th	7th
WALKS / 9 INN.	5.30	218th	7th

2026 INDIVIDUAL LEADERS (as of 4/30/26)

	STAT	NCAA	IVY
BASE ON BALLS PER GAME			
Owen Carlson	0.79	139th	2nd
EARNED RUN AVERAGE			
Ross Yoshida	3.05	85th	3rd
HIT BY PITCH PER GAME			
Jake Hower	0.39	64th	3rd
HIT BY PITCH			
Jake Hower	13	118th	3rd
HITS ALLOWED PER NINE INNINGS			
Ross Yoshida	7.28	104th	3rd
SACRIFICE BUNTS			
TJ Swidorski	5	143rd	2nd
SACRIFICE BUNTS PER GAME			
TJ Swidorski	0.15	98th	3rd
Jayden Shin	0.15	102nd	5th
SAVES			
Max Foster	3	155th	3rd
Ethan Hamill	1	538th	14th
Michael Tight	1	538th	14th
Ross Yoshida	1	538th	14th
WHIP			
Ross Yoshida	1.12	81st	4th

► Junior second baseman **OWEN CARLSON** has **reached base safely in 17 of his last 19 games**, hitting .344/.500/.391 (22-for-64) with a .891 OPS, 11R, 3 doubles, 5RBI, 19BB and just 11K over that stretch. He has **also reached safely in 36 of his last 39 games** dating to April 15, 2025, slashing .315/.426/.377 (46-for-146) with 21R, 3 doubles, 2HR, 17RBI and 28BB over that span.

► Carlson drew two walks in each game of Cornell's three-game series at Brown last weekend, with his **2.00 walks-per-game average tied for the national lead last week** alongside Akron's Blake Bowen, Brown's Mika Petersen, Niagara's Jason Green and UT Martin's Colten Payton. He has **drawn 7BB over his last four games** and now has **10 career games with two or more walks**, seven of which have come this season.

► On the season, Carlson has drawn 22BB against just 16K — making him Cornell's 18th player (24th instance) since 1947 to post at least 22BB and 16K or fewer in a season, and just the fourth to do so this century, joining **SETH GORDON** (28BB, 13K) in 2006, **DOMENIC DIRICCO** (23BB, 11K) in 2008 and **RYAN KRAINZ** (28BB, 16K) in 2017. His **0.73 K:BB ratio is the second-best in the Ivy League** behind Columbia's Jack Kail (0.61) and the best by a Big Red batter with at 20+BB since Krainz posted a 0.57 clip in 2017. Carlson's 17.6 BB rate ranks second in the Ancient Eight, his 12.8 strikeout rate ninth, his .412 wOBA tied for seventh and his 115 wRC+ — measuring overall offensive production relative to a league average of 100 — both eighth.

**SPARE NO MERCY**

► Sophomore left fielder **TYLER BEAULIEU** enters this weekend **riding a career-long eight-game on-base streak**, hitting .281/.333/.500 (9-for-32) with a .833 OPS, 5R, 1 double, 2HR, 8RBI, 3BB and just 3K during the span. He has also recorded hits in six of his last seven games, slashing .300/.313/.533 with a .846 OPS and 7RBI over that stretch.

► Beaulieu had an RBI in four consecutive games between April 14 and last Saturday's doubleheader opener at Brown, a stretch that included a three-run home run at Binghamton on April 21 and an RBI sacrifice fly in the Brown opener.

**USE THE FORCE, LUKE**

► Junior infielder **LUKE JOHNSON** has **reached base safely in 15 of his last 18 games**, hitting .300/.372/.386 (21-for-70) with 10R, 3 doubles, 1HR, 11RBI, 7BB and 9SB over that stretch. He has **also reached in 22 of his last 26 games**, slashing .306/.376/.398 (30-for-98) with a .774 OPS, 18R, 6 doubles, 1HR, 14RBI, 8BB and 11SB, and has **recorded hits in six of his last eight games**.

► Johnson's 11SB this season join a list of 47 instances of a Cornell player reaching 11-plus steals in a season since 1947 — the most recent being **JOHN QUINLAN**'s 11 in 2025. With his next SB, Johnson would become the ninth Cornell player (10th instance) to reach 12SB in a season this century, joining **SETH GORDON** and **JOSH FOSTER** (12 each) in 2005, **BRIAN BILLIGEN** (13) in 2012, **JD WHETSEL** (19) in 2013, **SPENSER SOUZA** (12) in 2013, **TOM D'ALESSANDRO** (17) in 2014, **JD WHETSEL** (15) in 2014 and **JAKOBI DAVIS** (13) in 2023.

**HE'S GOT THE HOWER**

► Freshman right fielder **JAKE HOWER** enters this weekend riding a nine-game on-base streak — three shy of his season-long high of 12 set between March 1-29 — hitting .294/.385/.294 (10-for-34) with 7R, 2RBI, 3HP and 1SB during the stretch. He has scored a run in each of his last four games and has tallied 7R during his current on-base streak.

► Since his season-long 12-game on-base streak began on March 1, Hower has **reached base in 24 of his last 27 games**, hitting .280/.404/.344 (26-for-93) with a .748 OPS, 15R, 2HR, 12RBI, 7BB and 4SB.

► Having been hit by 13 pitches so far this season, Hower is tied with **MARK QUATRANI** (2025) for the third-most HPs in program history, trailing only **MARLIN McPHAIL** (15) in 1979 — also as a freshman — and **CHRIS HANSON** (14) in 1995.

► Averaging 0.39HP per game, Hower ranks 64th nationally and his 13HP are tied for 118th in Division I baseball. Both figures rank third in the Ivy League.

**NCAA LEADERS**

WALKS PER GAME LEADERS

Last Week

PLAYER	SCHOOL	GP	BB	BB/G
Blake Bowen	Akron	4	8	2.00
► Owen Carlson	Cornell	3	6	2.00
Jason Green	Niagara	4	8	2.00
Colten Payton	UT Martin	4	8	2.00
Mika Petersen	Brown	4	8	2.00

**IVY LEAGUE LEADERS**

SUB-1.00 STRIKEOUT-TO-WALK RATIOS

This Season (as of 4/30/26)

PLAYER	SCHOOL	SO	BB	K:BB
Jack Kail	Columbia	8	13	0.61
► Owen Carlson	Cornell	16	22	0.73
Jackson Hays	Yale	18	23	0.79
Nico Bañez	Dartmouth	19	23	0.83
Chris DiPrima	Yale	15	17	0.89
Owen Estabrook	Columbia	24	26	0.92
Ernie Echevarria	Penn	16	17	0.94

**CORNELL RECORD BOOK**

SINGLE-SEASON HIT BY PITCH LEADERS

Cornell Program History

RK	PLAYER	SEASON	HBP
1.	Marlin McPhail	1979	15
2.	Chris Hanson	1995	14
3.	Mark Quatrani	2025	13
►	Jake Hower	2026	13
T5.	Randy Koch	1992	12
	Vinnie Santo	2002	12
	Seth Gordon	2006	12
	Dale Wickham	2018	12

## BIG RED TRENDS

CATEGORY	UNDER		
	2026	PEPICELLI	STREAK
Overall	10-24	123-213-1	Won 2
Ivy League Games	7-11	71-113	Won 2
Non-Conference Games	3-13	52-100-1	Won 1
vs. Power 4 Opponent	0-4	4-30	Lost 7
vs. Non-Power 4 Opponent	3-9	48-70-1	Won 1
Home Games	4-6	41-61-1	Lost 2
Away Games	6-14	75-138	Won 2
Neutral Site Games	0-4	7-14	Lost 8
Day Games <i>(before 5 p.m.)</i>	9-24	117-203-1	Won 2
Night Games <i>(5 p.m. or later)</i>	1-0	6-10	Won 1
February	0-6	2-27	Lost 8
March	4-10	47-76	Lost 2
April	6-8	59-94-1	Won 2
May	0-0	15-16	Lost 2
Cornell Scores 0-2 Runs	1-7	8-87	Won 1
Cornell Scores 3-5 Runs	3-12	27-85-1	Lost 3
Cornell Scores 6-9 Runs	5-4	47-36	Won 2
Cornell Scores 10+ Runs	1-1	41-5	Won 1
Cornell Allows 0-2 Runs	4-1	40-9	Won 3
Cornell Allows 3-5 Runs	5-0	46-41-1	Won 5
Cornell Allows 6-9 Runs	1-10	30-84	Won 1
Cornell Allows 10+ Runs	0-13	7-79	Lost 13
Leading after Six Innings	6-2	92-19	Won 3
Trailing after Six Innings	2-21	23-175	Won 1
Tied after Six Innings	2-1	8-18-1	Won 1
Leading after Seven Innings	8-2	86-12	Won 3
Trailing after Seven Innings	2-21	17-170	Won 1
Tied after Seven Innings	0-1	7-11-1	Lost 3
Leading after Eight Innings	9-2	90-8	Won 3
Trailing after Eight Innings	0-21	7-174	Lost 45
Tied after Eight Innings	1-0	10-10-1	Won 1
Big Red With No Home Runs	4-14	41-126	Won 2
Big Red Hit a Home Run	6-10	81-87-1	Won 1
Hits One Home Run	4-7	46-68-1	Lost 1
Hits Multiple Home Runs	2-3	34-19	Won 1
Big Red Has No Errors	6-10	47-63	Won 2
Big Red Has an Error	4-14	76-150-1	Lost 5
Commits One Error	4-5	48-57-1	Lost 2
Commits Multiple Errors	0-9	28-93	Lost 12
Out-hit Opponent	9-6	97-40	Won 4
Out-hit by Opponent	1-17	19-163-1	Lost 8
Hits Equal	0-1	6-10	Lost 1
Big Red Scores First	7-8	78-70-1	Won 2
Opponent Scores First	3-16	45-143	Won 1
Extra-Inning Games	1-1	10-12-1	Won 1
One-Run Games	1-4	30-46	Won 1
Two-Run Games	3-0	23-24	Won 3
Five-Plus-Run Games	3-16	35-99	Won 1
Shutouts	0-3	6-23	Lost 8

## SHIN BRIGHT AT THE PLATE

► Despite having his career-long 13-game on-base streak snapped in the opening game of last weekend's series at Brown, sophomore first baseman **JAYDEN SHIN** has **reached base safely in 14 of his last 16 games and 17 of his last 20**.

► Shin has also emerged as one of Cornell's most reliable small-ball contributors, **registering at least 1SH in each of last weekend's three games at Brown** — including two in Sunday's series finale. His **4SH last week were tied with Appalachian State's Ethan Puig for the most in Division I**, with his 1.00 sacrifice bunts per game tied for the national lead among qualifying batters alongside Puig, Lafayette's Matt Colella and Santa Clara's Kai Cunningham.

## NICE AND TIGHT-Y

► Freshman right-handed pitcher **MICHAEL TIGHT** has turned a corner after a difficult start to his season, **holding opponents scoreless over his last 8.2IP** — posting a 0.00 ERA, 0.69 WHIP and .138 opponent average (4-for-29) with 9K and a 4.50 SO:BB ratio across his last three outings, which featured him pitching four shutout innings of relief while recording his first collegiate save in last Sunday's rubber match at Brown (4.0IP, 3H, 0R, 2BB, 3K).

► The turnaround is all the more striking given Tight's first eight career appearances, where he posted a 9.53 ERA (18ER in 17.0IP), a .355 opponent average (27-for-76) and allowed at least one run in each contest, including earned runs in six of the eight outings.

## FOSTERING SAVES

► Junior right-handed pitcher **MAX FOSTER** enters this weekend's series with 3SV, tied with Penn's Connor Darling for the fourth-most saves in the Ivy League, and is **one of five Ivy League pitchers with three saves this season**. Brown's Christian Keel (6SV), Dartmouth's Mac Burke and Princeton's Ryan Penney (4SV each) are ahead of Foster and Darling in the conference.

► With another save this season, Foster would become the eighth Cornell pitcher since 1995 to register at least 4SV in a season and the first since **JOHN NATOLI** (7SV) in 2019, joining **KELLEN URBON** (9SV) in 2012, **PETER LANNOO** (8SV) in 2017, **DAVID ROCHEFORT** (8SV) in 2009, Natoli (7SV), **DAVID SHARFSTEIN** (5SV) in 2002, **JOHN DOUGLAS** (4SV) in 1995 and **PAUL BALESTRIERI** (4SV) in 2015.

## 'K' MARKS THE SPOT

► Cornell enters this weekend with **252K as a pitching staff, the ninth-most in program history** and the most since the Big Red posted 253K in 2024. The Big Red are 2K away from recording its highest single-season strikeout total since 2015 (260).

► With at least **8K this weekend, Cornell would have 260K in a season for just the fifth time in program history**. The Big Red enter this weekend's series 25K away from matching the program record of 277, from 1973 and 2003.

► Cornell's 7.64 SO/9.0IP entering this weekend is the 10th-best in program history among staffs with at least 100.0IP and the highest since having an 8.18 SO/9.0IP ratio in 2003 — the fifth-best SO/9.0IP in program history — on the way to matching the program-record of 277K.

## WE'VE GOT ICE!

► Freshman outfielder **JAKE HOWER** enters this weekend's series with 13HP, tied with **MARK QUATRANI** (2025) for the third-most in program history. Among freshman batters, Hower has absorbed the second-most hit by pitches in program history, trailing only **MARLIN MCPHAIL**, who set the program record with 15 in 1979.

► Senior infielder **TJ SWIDORSKI** also has 10HP this season, making Swidorski and Hower are the **second pair of Cornell teammates to be hit by 10+HP in the same season**, joining Quatrani (13) and junior shortstop **KEVIN HAGER** (10) from last season.

► Cornell's **50HP this season are tied for the fifth-highest total in program history** and mark the third consecutive season the Big Red have been hit by at least 50 pitches. Cornell is eight away from matching the program record of 58, set in 2006.

## STAT BREAKDOWN

### TIGHT'S SEASON BY SEGMENT

*This Season*

SPAN	IP	H	ER	ERA	WHIP	AVG
First 8	17.0	27	18	9.53	2.24	.355
► Last 3	8.2	4	0	0.00	0.69	.138
CHANGE	-9.2	-23	-18	-9.53	-1.55	-.217

## IVY LEAGUE LEADERS

### MOST INDIVIDUAL SAVES

*This Season (as of 4/30/26)*

PLAYER	SCHOOL	SAVES
Christian Keel	Brown	6
Mac Burke	Dartmouth	4
Ryan Penney	Princeton	4
Connor Darling	Penn	3
► Max Foster	Cornell	3
Eight players tied with...		2

## CORNELL RECORD BOOK

### MOST STRIKEOUTS IN A SINGLE SEASON

*Cornell Program History (Since 1947)*

RK	SEASON	GP	SO	SO/G
T1.	1973	36	277	7.69
	2003	37	277	7.49
3.	2002	45	261	5.80
4.	2015	40	260	6.50
5.	2004	42	257	6.12
6.	2014	39	256	6.56
7.	2009	40	254	6.35
8.	2024	38	253	6.66
► 9.	2026	34	252	7.41

## IVY WEEKLY HONORS

DATE	AWARD	PLAYER (SCHOOL)
Feb. 23	Player	Garrett Larsen (Yale)
	Co-Pitcher	Brady Kaufman (Princeton)
	Co-Pitcher	Marty Coyne (Penn)
March 2	Rookie	Ryan Penney (Penn)
	Player	Owen Estabrook (Columbia)
	Pitcher	Eddie Albert (Dartmouth)
March 9	Rookie	Bryce Miller (Yale)
	Player	Jack Dauer (Yale)
	Pitcher	Peter Dubie (Brown)
March 16	Rookie	<b>Jake Hower (Cornell)</b>
	Player	Owen Carlson (Cornell)
	Pitcher	Justin Kim (Princeton)
March 23	Rookie	Camren Piwnicki (Brown)
	Player	Gio Colasante (Harvard)
	Pitcher	Dylan Reid (Brown)
March 31	Rookie	Drew Nelson (Brown)
	Player	Gio Colasante (Harvard)
	Pitcher	Daniel Cohen (Yale)
April 6	Rookie	Drew Nelson (Brown)
	Player	Nick Spaventa (Penn)
	Pitcher	Marty Coyne (Penn)
April 13	Rookie	Henry Murray (Dartmouth)
	Player	Jack Kail (Columbia)
	Pitcher	Thomas Shurtleff (Penn)
April 20	Rookie	Jay Secretarski (Penn)
	Player	Nick Spaventa (Penn)
	Pitcher	Thomas Shurtleff (Penn)
April 27	Rookie	<b>Ross Yoshida (Cornell)</b>
	Co-Player	Cole Fellows (Columbia)
	Co-Player	Kaiden Dossa (Yale)
	Pitcher	Luca Alagheband (Harvard)
	Rookie	Brady Kaufman (Princeton)

## IVY PRESEASON POLL

► The Ivy League preseason poll was announced Feb. 12 with Columbia pitted as the favorite for a second consecutive season following a vote of 16 pollsters, comprised of two representatives from each of the eight Ivy League programs.

► The Lions, who finished as last year's co-regular-season champion with Yale and edged the Bulldogs in the championship round of the 2025 Ivy League Tournament, garnered nine first-place votes and finished with 118 points. Yale received the remaining seven first-place votes and had 116 points.

► Penn (100 points) finished behind both Columbia and Yale for third place, serving as the other Ancient Eight program to receive over 100 points.

► After Harvard (73 points) was picked to finish fourth, Princeton (49 points), Cornell (45 points) and Dartmouth (41 points) were only separated by eight points. Brown rounded out the eight-team poll with 34 points.

### 2026 IVY LEAGUE PRESEASON POLL

Two Votes Per Program

SCHOOL (First-Place Votes)	POINTS
1. Columbia (9)	118
2. Yale (7)	116
3. Penn	100
4. Harvard	73
5. Princeton	49
► 6. Cornell	45
7. Dartmouth	41
8. Brown	34

## STANDINGS AND SCHEDULES

as of 4/30/26		IVY LEAGUE					OVERALL					RPI
OPPONENT	W-L	PCT	GB	STREAK	W-L	PCT	STREAK	HOME	AWAY	NEUTRAL		
x-Brown	12-6	.667	—	W1	20-16	.556	W1	12-6	7-8	1-2	210	
x-Penn	12-6	.667	—	W3	18-19	.486	W3	10-3	8-15	0-1	163	
x-Yale	11-6-1	.639	0.5	T1	23-13-1	.635	T1	11-4	12-8-1	0-1	181	
Columbia	8-9-1	.472	3.5	L1	13-22-1	.375	L1	8-6-1	5-16	0-0	197	
Princeton	8-10	.444	4.0	W1	15-24	.385	W2	6-7	9-17	0-0	191	
<b>Cornell</b>	<b>7-11</b>	<b>.389</b>	<b>5.0</b>	<b>W2</b>	<b>10-24</b>	<b>.294</b>	<b>W2</b>	<b>4-6</b>	<b>6-14</b>	<b>0-4</b>	<b>248</b>	
Dartmouth	7-11	.389	5.0	L1	13-21	.382	W1	7-5	4-16	2-0	254	
e-Harvard	6-12	.333	6.0	L4	8-26	.235	L5	2-8	6-18	0-0	252	

NOTE: Dark green line denotes Ivy League Tournament cutoff; x-Clinched tournament spot; e-Cannot clinch tournament spot

### LAST WEEK'S RESULTS

#### Tuesday, April 21

#### Cornell 10, Binghamton 6

Brown 6, Harvard 3  
Dartmouth 4, Holy Cross 3  
Saint Joseph's 8, Penn 2

#### Wednesday, April 22

Columbia 8, Stony Brook 4  
Wagner 16, Princeton 11  
Yale 14, Sacred Heart 5

#### Tuesday, April 28

Holy Cross 12, Harvard 9

#### Wednesday, April 29

Brown 16, Columbia 8  
Dartmouth 4, Merrimack 3  
Princeton 5, Siena 1

#### Friday, April 24

Columbia 6, Yale 4

#### Saturday, April 25

Brown 13, Cornell 2  
Cornell 2, Brown 1 (13 inn.)

Penn 13, Harvard 7

Penn 10, Harvard 2

Princeton 6, Dartmouth 1

Dartmouth 8, Princeton 2

### THIS WEEK'S SCHEDULE

#### Friday, May 1

Brown at Penn, 2:00

#### Saturday, May 2

(All games are scheduled DHs)

Columbia at Cornell, 11:30 a.m.

Manhattan at Dartmouth, 11 a.m.

Harvard at Princeton, 11:30 a.m.

Brown at Penn, 11:30 a.m.

#### Sunday, April 26

#### Cornell 8, Brown 3

Columbia 9, Yale 8

Yale 15, Columbia 15

Penn 7, Harvard 6

Princeton 9, Dartmouth 2

#### Sunday, May 3

Columbia at Cornell, 12:00

Manhattan at Dartmouth, 12:00

Harvard at Princeton, 12:00

## STAYING STRONG IN THE FIELD

► Cornell has been one of the nation's steadiest defensive teams over the past two-plus seasons. After posting back-to-back program-record fielding percentages of .975 (35E in 1,407 chances) in 2024 and .976 (30E in 1,229 chances) last year, **the Big Red own a collective .973 fielding percentage (104E in 3,869 chances) since the start of 2024**, leading all Ivy League programs and ranking 88th nationally over that span.

► Cornell's **104E since the start of the 2024 season are the fewest in Division I**, two fewer than Northwestern (106). The Big Red are one of 10 programs with 120E or fewer over that span and have 33 fewer miscues than the next-closest Ivy League program (Penn — 137E), while Cornell's .973 fielding percentage is three points higher than the Quakers' .970 mark.

► Entering this weekend, Cornell **has not committed an error in any of its last five games — a stretch spanning 39.1IP** — marking the first time in the last 40-plus seasons the Big Red have gone five consecutive games without a miscue.

## JUST A LITTLE BIT MORE

► Cornell's 13-inning suspended game at Brown last Saturday — resumed and completed Sunday morning with a 2-1 Big Red victory on **TJ SWIDORSKI's** go-ahead RBI single — was the program's longest game since a 4-2 win in 14 innings at Princeton on April 27, 2014.

► The Big Red have now played 11 extra-inning games since 2019, tied with Alcorn State and Mississippi Valley State for the fourth-fewest among Division I programs. Only Alabama A&M and Saint Peter's (eight each) and Princeton (10) have played fewer extra-inning games. Cornell's last extra-inning win prior to last Saturday's suspended game came in a 13-12 slugfest on March 22, 2025, at Yale.

► This season is the first time Cornell has played multiple extra-inning games that have gone at least two extra innings since 2016 (8-6 win at Bucknell on March 18; 4-2 loss at Yale on April 10 — both in 11 innings).

## NCAA LEADERS

FEWEST ERRORS COMMITTED  
Since Start of 2024 Season (as of 4/30/26)

SCHOOL	G	PO	A	E	F%
► Cornell	106	2744	1020	104	.973
Northwestern	146	3683	1332	106	.979
Notre Dame	146	3737	1297	107	.979
DBU	164	4236	1476	114	.980
Arkansas	171	4441	1373	118	.980
Georgia	166	4275	1347	118	.979
Iowa	153	3950	1231	118	.978
Virginia Tech	153	3977	1171	118	.978
Auburn	157	4041	1265	119	.978
Rider	141	3669	1313	120	.976

## NCAA LEADERS

FEWEST EXTRA-INNING GAMES PLAYED  
Since 2019 Season (as of 4/30/26)

SCHOOL	EIG
Alabama A&M	8
Saint Peter's	8
Princeton	10
Alcorn State	11
► Cornell	11
Mississippi Valley State	11
Arkansas-Pine Bluff	12
Dartmouth	13
St. Thomas	13

## SERIES HISTORY



AT



## SERIES HISTORY

### CORNELL LEADS, 134-123

<b>Ithaca, N.Y. (Booth Field):</b>	79-54 (0-3)
<b>New York, N.Y. (Robertson Field at Satow Stad.):</b>	54-69 (47-59)
<b>Neutral Sites:</b>	1-0
<b>Under Dan Pepicelli:</b>	8-17

### SCORING RECORDS

#### CORNELL

<b>Ithaca:</b>	22	<b>COLUMBIA</b>	14, (3x)
COR, 22-5 (4/15/1967)		Last: COL, 14-2 (4/27/2024)	
<b>New York:</b>	18	<b>New York:</b>	27
COL, 21-18 (4/27/1997)		COL, 27-3 (4/29/1932)	
<b>Neutral Site:</b>	4	<b>Neutral Site:</b>	0
COR, 4-0 (5/17/1977)		COR, 4-0 (5/17/1977)	

### GAME-BY-GAME (SINCE 2010)

DATE	SITE	SCORE
4/24/2010	Ithaca, N.Y.	W, 1-0 (7 inn.)
4/24/2010	Ithaca, N.Y.	L, 2-3
4/25/2010	Ithaca, N.Y.	L, 1-4 (7 inn.)
4/25/2010	Ithaca, N.Y.	W, 7-0 (6 inn.)
4/16/2011	New York, N.Y.	L, 1-2 (7 inn.)
4/16/2011	New York, N.Y.	L, 2-12 (7 inn.)
4/17/2011	New York, N.Y.	L, 0-6 (7 inn.)
4/17/2011	New York, N.Y.	W, 7-1
4/14/2012	Ithaca, N.Y.	W, 2-1 (8 inn.)
4/14/2012	Ithaca, N.Y.	W, 3-0
4/15/2012	Ithaca, N.Y.	W, 5-4 (7 inn.)
4/15/2012	Ithaca, N.Y.	L, 1-5
4/13/2013	New York, N.Y.	L, 1-8 (7 inn.)
4/13/2013	New York, N.Y.	L, 0-5
4/14/2013	New York, N.Y.	W, 5-4 (10 inn.)
4/14/2013	New York, N.Y.	L, 2-5
4/19/2014	Ithaca, N.Y.	L, 0-1 (7 inn.)
4/19/2014	Ithaca, N.Y.	L, 0-8
4/20/2014	Ithaca, N.Y.	L, 0-2 (7 inn.)
4/20/2014	Ithaca, N.Y.	L, 4-8
4/18/2015	New York, N.Y.	L, 3-4 (7 inn.)
4/18/2015	New York, N.Y.	L, 8-9
4/19/2015	New York, N.Y.	L, 2-10 (7 inn.)
4/19/2015	New York, N.Y.	L, 5-20
4/16/2016	Ithaca, N.Y.	W, 9-3 (7 inn.)
4/16/2016	Ithaca, N.Y.	L, 4-14
4/17/2016	Ithaca, N.Y.	W, 7-4 (7 inn.)
4/17/2016	Ithaca, N.Y.	W, 4-3
4/15/2017	New York, N.Y.	W, 8-7 (7 inn.)
4/15/2017	New York, N.Y.	W, 12-6
4/16/2017	New York, N.Y.	W, 9-5 (7 inn.)
4/16/2017	New York, N.Y.	L, 7-8
5/12/2018	Ithaca, N.Y.	W, 14-2
5/12/2018	Ithaca, N.Y.	L, 2-3
5/13/2018	Ithaca, N.Y.	L, 2-3
3/23/2019	New York, N.Y.	L, 0-3
3/24/2019	New York, N.Y.	W, 4-3
3/24/2019	New York, N.Y.	L, 8-13
4/30/2022	Ithaca, N.Y.	L, 3-7
4/30/2022	Ithaca, N.Y.	L, 2-5
5/1/2022	Ithaca, N.Y.	L, 5-11
4/1/2023	New York, N.Y.	L, 7-12
4/2/2023	New York, N.Y.	L, 1-15
4/2/2023	New York, N.Y.	W, 13-8
4/27/2024	Ithaca, N.Y.	L, 11-14
4/27/2024	Ithaca, N.Y.	L, 2-14
4/28/2024	Ithaca, N.Y.	L, 0-13
4/4/2025	New York, N.Y.	L, 1-10
4/4/2025	New York, N.Y.	W, 7-3
4/5/2025	New York, N.Y.	L, 9-13

## SCOUTING COLUMBIA

► Columbia enters this weekend with a 13-22-1 overall record and 8-9-1 in Ivy League play, currently assuming holding onto a half-game lead over Princeton and a game-and-a-half lead over Cornell and Dartmouth in the conference standings. The Lions have gone 5-2-1 over their last eight games, which included a five-game unbeaten stretch (4-0-1) before losing to Brown, 16-8, on Wednesday.

► The Lions' offense is among the Ivy League's most dangerous, leading the conference in batting average (.280), hits (351), doubles (76, 2.11 per game), home runs (34, 0.94 per game) and slugging percentage (.428).

► Jack Kail paces Columbia's offensive attack, leading the team in batting average (.357), hits (51), RBI (36) and stolen bases (5) while sharing the team lead in doubles (14). Kail's 0.42 doubles per game and 1.55 hits per game averages both lead the Ivy League, while serving as the conference's toughest batter to strike out, fanning once every 17.9 at-bats. Cole Fellows, the Ivy League's reigning Co-Player of the Week, owns a team-best .997 OPS and leads Columbia in runs (29), home runs (8) and slugging percentage (.597). Junior infielder Jimmy Chadwell leads the team with a .413 on-base percentage, while sophomore infielder Owen Estabrook's 26 walks are tops on the squad and his 0.79 walks per game leads the Ancient Eight.

► On the mound, Columbia carries a 6.97 team ERA, ranking seventh in the Ivy League, just ahead of Cornell (7.24). Junior right-hander Thomas Santana (4-4, 5.40 ERA) leads the staff in wins and strikeouts (41K in 50.0IP) across 10 starts, while sophomore right-hander Alex Sotiropoulos (1-3, 6.98 ERA) has held opponents to a .247 average with 38K in 49.0IP across nine starts. The bullpen's most reliable arm is Payton Soske, owning a team-best 2.12 ERA among pitchers with at least 15.0IP across 11 relief outings, holding opponents to a .200 average (12-for-60). Evan Kleinhans leads all Ivy League pitchers with 20 appearances, having been used primarily out of the bullpen in 18 of those outings.

## 141 YEARS, 230 MILES, 257 MEETINGS

► Cornell leads the all-time series between the programs, 134-123, dating to the first meeting on June 1, 1885, in Ithaca — a 10-4 Big Red victory sparked by a six-run eighth inning that broke a 4-4 tie. Despite the overall lead, Cornell has won just four of the last 19 meetings after reeling off five straight victories between April 17, 2016, and April 16, 2017.

► The Big Red hold a 79-54 advantage in home games against Columbia, though the Lions have won each of the last eight meetings in Ithaca. Cornell's last home win over Columbia came in a 14-2 triumph on May 12, 2018.


► Columbia has claimed the season series in each of the last six seasons (2018-19, 2022-25) since the Ivy League reverted to its current three-game weekend format in 2018. Cornell's last season series victory over Columbia came in 2017, when it took three of four games in New York City, and its last series win in Ithaca coming the year prior.

► The Lions' offense has been particularly dominant in recent meetings, scoring at least 10 runs in eight of the last 10 games against Cornell and averaging 11.30 runs per game over that stretch. Columbia has also scored 10-plus runs in nine of the last 13 meetings, averaging 10.62 runs per game.

## CORNELL VS. COLUMBIA

PLAYER	GP	GS	AB	R	H	2B	3B	HR	RBI	BB	HBP	SO	SF	SH	SB	AVG	OBP	SLG	
<b>Caden Wildman</b>	8	6	25	3	6	1	0	0	4	1	0	7	0	0	1	.240	.269	.280	
<b>Kevin Hager</b>	5	5	18	3	4	1	0	0	1	1	0	5	1	0	0	.222	.250	.278	
<b>Owen Carlson</b>	3	3	10	1	2	1	0	0	2	2	1	1	0	0	0	.200	.385	.300	
<b>Luke Johnson</b>	4	4	14	2	2	0	0	0	0	1	0	5	0	0	1	.143	.200	.143	
<b>TJ Swidorski</b>	3	2	8	1	0	0	0	0	0	1	1	4	0	0	0	.000	.200	.000	
<b>TOTALS</b>	<b>23</b>	<b>20</b>	<b>75</b>	<b>10</b>	<b>14</b>	<b>3</b>	<b>0</b>	<b>0</b>	<b>7</b>	<b>6</b>	<b>2</b>	<b>22</b>	<b>1</b>	<b>0</b>	<b>2</b>	<b>.187</b>	<b>.262</b>	<b>.227</b>	
PLAYER	W-L	ERA	APP	GS	CG	SHO	SV	IP	H	R	ER	BB	SO	AVG	WP	HP	BK	SF	SH
<b>Gus Magill</b>	0-0	0.00	1	0	0	0	0	1.0	0	0	0	0	1	.000	0	0	0	0	0
<b>Ethan Van Sice</b>	0-0	0.00	1	0	0	0	0	1.0	1	0	0	0	0	.250	0	0	0	0	0
<b>Josh Shea</b>	0-0	3.00	4	0	0	0	0	3.0	3	1	1	1	3	.250	0	0	0	0	0
<b>Carson Mayfield</b>	1-1	5.40	2	1	0	0	0	10.0	11	8	6	6	6	.282	1	1	0	2	0
<b>Huxley Holcombe</b>	1-0	6.55	2	1	0	0	0	11.0	10	8	8	5	11	.233	1	0	0	0	0
<b>Sam Keene</b>	0-0	6.75	1	1	0	0	0	4.0	4	3	3	3	4	.267	1	0	0	0	0
<b>Noah Keller</b>	0-2	7.27	3	2	0	0	0	8.2	12	10	7	7	10	.316	1	2	0	0	1
<b>John Hegarty</b>	0-0	7.71	2	0	0	0	0	2.1	2	2	2	1	1	.222	0	0	0	0	0
<b>Beck Urofsky</b>	0-0	8.10	2	0	0	0	0	3.1	4	4	3	3	4	.267	1	1	0	0	0
<b>Nathaniel Jennewein</b>	0-0	13.50	2	0	0	0	0	3.1	7	5	5	4	4	.412	1	0	0	1	0
<b>Ethan Hamill</b>	0-2	13.50	2	2	0	0	0	8.2	15	14	13	5	3	.405	1	3	0	2	1
<b>John Gerfen</b>	0-0	20.25	2	0	0	0	0	1.1	1	3	3	2	2	.167	2	0	0	0	0
<b>Tavian Ramos</b>	0-0	∞	1	0	0	0	0	0.0	1	4	4	1	0	1.000	1	2	0	0	0
<b>TOTALS</b>	<b>2-5</b>	<b>8.58</b>	<b>25</b>	<b>7</b>	<b>0</b>	<b>0</b>	<b>0</b>	<b>57.2</b>	<b>71</b>	<b>62</b>	<b>55</b>	<b>38</b>	<b>49</b>	<b>.296</b>	<b>10</b>	<b>9</b>	<b>0</b>	<b>5</b>	<b>2</b>

## BOOTH FIELD



► After spending over 100-plus years at Hoy Field, Cornell's legendary, and storied, on-campus field, the Cornell baseball team officially moved to Booth Field, the program's brand-new, \$17.5 million off-campus facility on Friday, April 21, 2023.

► Booth Field is named in honor of former Cornell pitcher **RICH BOOTH** '82, who has shown "extraordinary leadership and generosity — much of its anonymous — over the last four decades."

► The facility features many state-of-the-art amenities for the Cornell baseball team, including a 1500-square foot team room and lounge, 1500-square foot locker room, and a 7000-square foot indoor area for batting cages and pitching mounds. A nutrition station, Hall of Fame area, and a coaches room is included at the facility, which was completed this past summer.

### YEAR-BY-YEAR RESULTS

SEASON	RECORD	W%	RF	RA	+/-
2023	1-5	.167	31	48	-17
2024	7-5	.583	86	92	-6
2025	3-6	.333	56	65	-9
2026	4-6	.400	42	76	-34
<b>TOTALS</b>	<b>15-22</b>	<b>.405</b>	<b>215</b>	<b>281</b>	<b>-66</b>

### BOOTH FIELD FIRSTS (ALL INSTANCES OCCURRED ON 4/21/23 UNLESS DENOTED)

**GAME:** Friday, April 21, 2023 (Princeton 11, Cornell 8)

**CORNELL WIN:** April 28, 2023 (Game 2)  
Cornell 11, Penn 9

**ATTENDANCE:** 397

**TIME OF GAME | TEMPERATURE:** 2:21 | 84°F

**FIRST PITCH:** 3:33 p.m. by Spencer Edwards, Cornell;  
fastball, ball

**BATTER:** Matt Scannell, Princeton (homered)

**PLATE UMPIRE:** Mike Lum

**HIT:** Home run by Matt Scannell, 1st inning, none on

**RUN:** Matt Scannell, Princeton (homered)

**SINGLE:** Brendan Cumming, Princeton, 1st inning

**DOUBLE:** Max Jensen, Cornell, 1st inning

**TRIPLE:** Jakobi Davis, Cornell, 2nd inning

**FIRST RBI:** Matt Scannell, Princeton, 1st inning (homered)

**HOME RUN:** Matt Scannell, Princeton,  
(1st inning off Spencer Edwards)

**CORNELL HOME RUN:** Sam Kaplan (two-run), 5th inning,  
off Princeton's Jackson Emus

**TWO-RUN HOME RUN:** Kyle Vinci, Princeton,  
(4th inning off Spencer Edwards)

**CORNELL TWO-RUN HOME RUN:** Sam Kaplan, 5th inning,  
off Princeton's Jackson Emus

**THREE-RUN HOME RUN:** Kyle Vinci, Princeton,  
(7th inning off Carson Mayfield)

**CORNELL THREE-RUN HOME RUN:** Joe Hollerbach,  
(4/28/23, 3rd inning, off Penn's Cole Zaffiro)

**GRAND SLAM:** Kyle Vinci, Princeton, 4/8/23,  
(7th inning off Von Baker)

**CORNELL GRAND SLAM:** Nathan Waugh, 3/30/24,  
(2nd inning, off Dartmouth's Marco Dumsky)

**PINCH-HIT HOME RUN:** Never happened

**INSIDE-THE-PARK HOME RUN:** Never happened

**WINNING PITCHER:** Jackson Emus, Princeton (starter)

**LOSING PITCHER:** Spencer Edwards, Cornell (starter)

**SAVE:** Jacob Faulkner, Princeton

**PUTOUT:** Matt Barnhorst, Cornell (first out of 6-4-3 DP)

**ASSIST:** Ryan Porter, Cornell (GIDP to shortstop)

**ERROR:** Noah Granet, Princeton, fielding

**CG SHUTOUT:** Tom Chmielewski, Princeton, 4/8/23

**9-INNING CG SHO:** Has not happened

**WALK:** Cornell's John Quinlan by  
Princeton's Jackson Emus, 1st inning

**STRIKEOUT:** Princeton's Kyle Vinci by  
Cornell's Spencer Edwards, 1st inning

**STOLEN BASE:** Scott Bandura, Princeton, 4th inning

**DOUBLE PLAY:** Porter-Barnhorst-Jensen, Cornell, 1st inn.

**TRIPLE PLAY:** Has not happened

**BALK:** Noah Keller, Cornell, 3/30/24 (G2), vs. Dartmouth

**ONE-HITTER:** 4/4/26 (G2) vs. Dartmouth (L, 0-15)

**NO-HITTER:** Has not happened

**EXTRA-INNING GAME:** 4/20/24 (G2) vs. Yale  
(W, 10-9 — 10 inn.)



# DAN PEPICELLI

24

10TH SEASON AT CORNELL

**Years in Role:** 10th Season as Head Coach  
**College:** SUNY Cortland '90  
**Coaching Location:** Dugout

**D**AN PEPICELLI, the Ted Thoren Head Coach of Cornell Baseball, was named the 17th head coach in Cornell baseball history on Aug. 10, 2015, and is entering his 11th season at the helm of the Cornell baseball program.

Pepicelli's 120 wins as the Big Red's head coach stand as the fourth-most in program history, trailing **TED THOREN** (515), **TOM FORD** (264), and **BILL WALKENBACH** (130).

Under Pepicelli's tutelage, Cornell has produced 30 All-Ivy League selections — including nine First Team and nine Second Team selections. Four Big Red players have also been selected in the Major League Baseball Amateur Draft.

Before his arrival on East Hill, Pepicelli spent six seasons at Clemson where he had three coaching titles during his six-year stay. The final three years with the Tigers were as the associate head coach.

He became the Tigers' first pitching coach to lead a staff to Omaha in his first season with the squad. That year, Clemson's pitching staff posted the first of four consecutive seasons with a sub-4.00 ERA. Pepicelli recruited and developed Matt Crownover, who earned freshman All-America accolades in 2013 and ACC Pitcher of the Year honors in 2015, and was instrumental in assembling *Baseball America's* ninth-ranked recruiting class in 2015. Ten Clemson pitchers were selected in the Major League Baseball Amateur Draft in Pepicelli's tenure at Clemson.

By joining the Big Red, Pepicelli returned home to upstate New York, where he previously had 11 years of head coaching experience at the Division III level between St. John Fisher and Hartwick.

After serving as an assistant coach for three seasons at Hartwick, Pepicelli was promoted to head coach for the 1999 season. Following his two-year tenure at Hartwick, Pepicelli was head coach and assistant athletic director at St. John Fisher for nine seasons (2001-09). Pepicelli was a two-time Empire 8 Coach of the Year (2001, 2007), with the latter coming when the Cardinals advanced to the NCAA Division III College World Series for the first time in program history.

Pepicelli's teams at St. John Fisher had winning records in each of his last seven seasons. His team garnered national recognition for sportsmanship in 2008 after a line-drive foul ball struck the opposing team's third-base coach in the head during the ninth inning of the play-in game of the 2008 ECAC Upstate Championship. Despite the fact the Cardinals were trailing, Pepicelli and the Cardinals elected to concede the game, ending any hope of clinching a berth an NCAA Tournament berth. The Committee on Sportsmanship and Ethical Conduct presented Pepicelli's team with the NCAA All-Divisions Sportsmanship Award.

Along with being the baseball coach at St. John Fisher, Pepicelli was the head strength and conditioning coach where he spent three years on the NCAA Competitive Safeguards Committee. He is a certified strength and conditioning specialist and is a member of the National Strength & Conditioning Association.

A native of Schenectady, N.Y., Pepicelli is married to the former Robyn Molloy, who played for and served as an assistant coach with the Syracuse women's soccer team. The couple has a daughter, Mia, and a son, Owen.

## PEPICELLI'S FILE

### COACHING EXPERIENCE

1988	Mohawk Valley CC (Volunteer Assistant)
1996-98	Hartwick (Assistant Coach)
1999-2000	Hartwick (Head Coach)
2001-09	St. John Fisher (Head Coach)
2010	Clemson (Assistant Coach)
2011-12	Clemson (Assistant Head Coach)
2013-15	Clemson (Associate Head Coach)
<b>2016-Pres.</b>	<b>Cornell (Head Coach)</b>

### PLAYING EXPERIENCE

1986-87	Mohawk Valley Community College
1990	SUNY Cortland
1991	SUNY Oneonta

### EDUCATION

**SUNY Cortland**  
 B.S., Economics and Management Science, 1990

### COACHING CAREER

SEASON	RECORD	W%	CONF.	W%
<b>HARTWICK (1999-2000)</b>				
1999	9-22	.290	—	—
2000	12-18	.400	3-3	.500
<b>TOTALS</b>	<b>21-40</b>	<b>.344</b>	<b>3-3</b>	<b>.500</b>
<b>ST. JOHN FISHER (2001-09)</b>				
2001	19-14	.576	6-2	.750
2002	15-19	.441	3-3	.500
2003	16-16	.500	4-4	.500
2004	27-14	.659	4-4	.500
2005	22-15	.595	5-3	.625
2006	26-15	.634	9-7	.563
2007	28-13	.683	7-5	.583
2008	25-14-2	.634	9-7	.563
2009	22-17	.564	8-8	.500
<b>TOTAL</b>	<b>200-137-2</b>	<b>.593</b>	<b>55-43</b>	<b>.561</b>
<b>CORNELL (2016-PRES.)</b>				
2016	14-24	.368	7-13	.350
2017	21-17	.553	9-11	.450
2018	14-22-1	.392	9-12	.429
2019	14-24	.368	8-13	.381
2020	1-8	.111	—	—
2021	— NO SEASON (COVID-19 PANDEMIC) —			
2022	11-25	.306	5-16	.238
2023	9-26	.257	8-13	.381
2024	17-21	.447	11-10	.524
2025	12-22	.353	7-14	.333
2026	10-24	.294	7-11	.389
<b>TOTALS</b>	<b>123-213-1</b>	<b>.366</b>	<b>71-113</b>	<b>.386</b>
<b>OVERALL</b>	<b>344-390-3</b>	<b>.469</b>	<b>129-159</b>	<b>.448</b>



#27

## JOHN TOPPA

ASSISTANT COACH  
 4TH SEASON AT CORNELL



#38

## KYLE CANAVALLY

ASSISTANT COACH  
 1ST SEASON AT CORNELL



#39

## MCGWIRE TUFFY

ASSISTANT COACH  
 1ST SEASON AT CORNELL

## 2026 BIG RED HOME RUNS

PLAYER	HR	vL	vR	ROAD/		RUNNERS ON				OUTS			TIED	GO	DIRECTION					TEAM	LAST HR			ABS SINCE	
				HOME	NEUTRAL	0	1	2	3	0	1	2	GAME	AHEAD	LF	LC	CF	RC	RF	W-L	DATE	OPPONENT	PITCHER		
Troy Ashkinos	—	—	—	—	—	—	—	—	—	—	—	—	—	—	—	—	—	—	—	—	—	3/15/25 <sup>(G2)</sup>	Crown (MN)	Tirrell	5
Aiden Barclay	—	—	—	—	—	—	—	—	—	—	—	—	—	—	—	—	—	—	—	—	—	—	—	—	—
Mason Barela	3	1	2	1	2	3	—	—	—	2	—	1	1	2	2	1	—	—	—	1-2	4/21/26	Binghamton	Bates	49	
Tyler Beaulieu	3	—	3	1	2	1	1	1	—	—	2	1	—	—	2	1	—	—	—	1-2	4/21/26	Binghamton	McAliney	16	
Caden Callaway	—	—	—	—	—	—	—	—	—	—	—	—	—	—	—	—	—	—	—	—	—	—	—	—	—
Owen Carlson	2	—	2	—	2	—	2	—	—	—	2	—	—	—	—	—	—	—	2	0-2	2/22/25	Boston Coll.	Hartsell	80	
Ryan Dillon	—	—	—	—	—	—	—	—	—	—	—	—	—	—	—	—	—	—	—	—	—	—	—	—	—
Kevin Hager	3	—	3	—	3	2	1	—	—	—	1	2	—	1	2	—	1	—	0-2	3/31/26	Army	Donecea	34		
Jake Hower	2	—	2	—	2	2	—	—	—	1	1	—	1	1	2	—	—	—	2-0	3/22/26	Princeton	Penney	56		
Luke Johnson	1	—	1	1	—	—	1	—	—	—	1	—	—	—	1	—	—	—	1-0	3/29/26 <sup>(G2)</sup>	Harvard	Kahn	58		
Trent Lopez	3	—	3	2	1	2	—	1	—	2	1	—	—	—	1	—	1	—	2-1	4/21/26	Binghamton	Taylor	8		
Jackson Marko	—	—	—	—	—	—	—	—	—	—	—	—	—	—	—	—	—	—	—	—	—	—	—	—	—
Jayden Shin	1	—	1	1	—	—	—	1	—	—	1	—	—	—	—	—	—	—	1-0	4/3/26	Dartmouth	Dumsky	41		
TJ Swidorski	4	—	4	1	3	1	1	1	1	—	—	4	—	1	3	—	1	—	1-3	4/21/26	Binghamton	Tarsia	13		
Beck Urofsky	—	—	—	—	—	—	—	—	—	—	—	—	—	—	—	—	—	—	—	—	—	—	—	—	—
Matthew Walters	—	—	—	—	—	—	—	—	—	—	—	—	—	—	—	—	—	—	—	—	—	—	—	—	—
Caden Wildman	1	—	1	—	1	—	1	—	—	—	—	1	—	—	1	—	—	—	1-0	3/22/26	Princeton	Wolf	68		

### 2-HR GAMES (1)

PLAYER (CAREER NO.) DATE / OPP

Kevin Hager (1) 3/31 at Army

### GRAND SLAMS (1)

PLAYER (CAREER NO.) DATE / OPP

TJ Swidorski (1) 3/8 at FOR

### LEADOFF HR (1)

PLAYER (CAREER NO.) DATE / OPP

Mason Barela (1) 4/21 at BING

### INSIDE-THE-PARK (0)

PLAYER (CAREER NO.) DATE / OPP

### 3-HR GAMES (0)

PLAYER (CAREER NO.) DATE / OPP

### PINCH-HIT HR (1)

PLAYER (CAREER NO.) DATE / OPP

Trent Lopez (1) 4/14 vs. BING

### WALK-OFF HR (0)

PLAYER (CAREER NO.) DATE / OPP

### BACK-TO-BACK (0)

PLAYERS DATE / OPP

## BIG RED MISCELLANEOUS BATTING

PLAYER	MULTI-HIT GAMES						MULTI-RBI GAMES					HIT STREAKS				HITS				
	2	3	4	5+	TOTAL	CAREER	2	3	4	5+	TOTAL	CAREER	5-9	10-14	15+	ACTIVE	2026 HIGH	CAREER HIGH	INFIELD BUNT	
Troy Ashkinos	—	—	—	—	—	6	—	—	—	—	—	3	—	—	—	0	—	5, 2025	1	—
Aiden Barclay	2	—	—	—	2	2	—	—	—	—	—	—	—	—	—	0	4, 2/22 - 3/1	4, 2026	2	—
Mason Barela	4	3	—	1	8	8	1	—	—	—	1	3	1	—	—	2	9, 2/27 - 3/15	9, 2026	4	—
Tyler Beaulieu	2	1	—	—	3	3	3	1	—	—	4	4	—	—	—	2	4, 4/17 - 4/21	4, 2026	1	1
Caden Callaway	—	—	—	—	—	—	—	—	—	—	—	—	—	—	—	1	—	—	1	—
Owen Carlson	6	3	—	—	9	20	3	—	—	—	3	4	2	—	—	3	9, 2/20 - 3/7	9, 2025-26	2	1
Ryan Dillon	1	—	—	—	1	1	—	—	—	—	—	—	—	—	—	0	3, 3/31 - 4/12	3, 2026	3	—
Kevin Hager	7	3	—	—	10	23	2	—	—	—	2	9	2	—	—	4	7, 3/7 - 3/21	7, 2026	5	—
Jake Hower	8	1	—	—	9	9	4	1	—	—	5	5	1	—	—	1	5, 2/20 - 2/27	5, 2026	4	—
Luke Johnson	8	2	—	—	10	18	1	1	—	—	2	7	1	—	—	2	6, 3/7 - 3/15	6, 2026	5	—
Trent Lopez	—	—	—	—	—	—	1	1	—	—	2	2	—	—	—	0	2, 4/14 - 4/17	2, 2026	—	—
Jackson Marko	—	—	—	—	—	—	—	—	—	—	—	—	—	—	—	0	—	—	—	—
Jayden Shin	1	1	—	—	2	2	—	1	—	—	1	1	—	—	—	0	4, 4/17 - 4/21	4, 2026	2	1
TJ Swidorski	7	1	—	—	8	18	3	2	1	—	6	12	2	—	—	5	<b>5, (2x), Last: 4/18-Pres.</b>	<b>5, (2x), Last: 2026</b>	1	—
Beck Urofsky	—	—	—	—	—	—	—	—	—	—	—	—	—	—	—	—	—	—	—	—
Matthew Walters	—	—	—	—	—	—	—	—	—	—	—	—	—	—	—	—	—	—	—	—
Caden Wildman	6	2	1	—	9	26	4	—	—	—	4	13	1	—	—	4	5, 2/21 - 3/1	11, 2024	3	—

*Bold denotes active streak*

## BIG RED W-L RECORD BY LINEUP CARD

PLAYER	BATTING ORDER (STARTS)									BY POSITION (STARTS)								
	1ST	2ND	3RD	4TH	5TH	6TH	7TH	8TH	9TH	C	1B	2B	3B	SS	LF	CF	RF	DH
Troy Ashkinos	—	—	—	—	—	0-1	1-2	0-1	—	—	—	—	—	—	—	—	1-4	
Aiden Barclay	—	—	—	—	—	1-0	0-3	1-2	4-9	—	0-2	1-1	2-5	—	1-2	—	2-4	
Mason Barela	3-1	1-2	1-8	3-8	2-2	—	—	—	—	8-16	—	1-1	—	—	—	—	1-4	
Tyler Beaulieu	3-7	—	—	—	—	—	2-2	4-5	0-2	—	—	—	—	9-16	—	—	—	
Caden Callaway	0-2	—	—	—	—	—	—	—	—	—	—	—	—	0-2	—	—	—	
Owen Carlson	1-2	2-12	4-6	—	—	—	—	—	—	—	—	3-15	—	—	—	—	4-5	
Ryan Dillon	—	—	—	—	—	—	—	—	2-8	2-8	—	—	—	—	—	—	—	
Kevin Hager	—	4-9	—	—	0-1	2-11	1-1	—	—	—	—	1-1	—	6-21	—	—	—	
Jake Hower	—	—	1-0	1-2	5-16	2-4	—	0-2	—	—	—	—	—	—	—	9-24	—	
Luke Johnson	3-8	—	—	1-0	1-1	1-2	1-6	2-3	—	—	—	1-1	8-19	—	—	—	—	
Trent Lopez	—	—	—	—	1-0	2-1	0-1	0-3	0-1	—	—	—	—	0-4	—	1-0	2-2	
Jackson Marko	—	—	—	—	—	—	—	—	—	—	—	—	—	—	—	—	—	
Jayden Shin	—	—	—	—	—	1-1	1-4	2-6	3-3	—	7-10	—	—	—	—	—	0-4	
TJ Swidorski	0-4	1-1	—	1-0	1-4	1-4	4-5	1-2	1-1	—	3-12	3-5	—	4-3	—	—	0-1	
Beck Urofsky	—	—	—	—	—	—	—	—	—	—	—	—	—	—	—	—	—	
Matthew Walters	—	—	—	—	—	—	—	—	—	—	—	—	—	—	—	—	—	
Caden Wildman	—	2-0	4-10	4-14	—	—	—	—	—	—	—	—	—	—	10-24	—	—	

### BIG RED STARTING PITCHER RUN SUPPORT

PLAYER	RUN		RUN SUPP. PER 9 IP	RUNS IN STARTS	RUNS PER START	TEAM W-L	QUALITY STARTS
	GS	SUPPORT					
Ethan Hamill	10	23	4.81	52	5.20	3-7	1
Huxley Holcombe	10	20	3.97	28	2.80	2-8	2
Ethan Van Sice	5	12	7.53	23	4.60	1-4	1
Carson Mayfield	5	11	5.12	27	5.40	1-4	0
John Hegarty	2	2	2.08	6	3.00	2-0	0
Andrew Houghton	1	9	27.00	10	10.00	1-0	0
Noah Keller	1	1	13.50	6	6.00	0-1	0
<b>TOTALS</b>	<b>34</b>	<b>78</b>	<b>5.23</b>	<b>152</b>	<b>4.47</b>	<b>10-24</b>	<b>4</b>

### BIG RED 2026 PITCHING SPLITS

	W	L	SV	G	IP	H	R	ER	HR	BB	SO	ERA	AVG
<b>TOTALS</b>	<b>10</b>	<b>24</b>	<b>6</b>	<b>34</b>	<b>297.0</b>	<b>314</b>	<b>279</b>	<b>238</b>	<b>35</b>	<b>175</b>	<b>252</b>	<b>7.21</b>	<b>.275</b>
<b>Home</b>	4	6	1	10	90.0	80	76	68	10	47	83	6.80	.245
<b>Away</b>	6	14	5	20	170.1	189	168	137	23	104	132	7.24	.282
<b>Neutral</b>	0	4	0	4	36.2	45	35	33	2	24	37	8.10	.306
<b>Day</b>	9	24	6	33	288.0	305	273	232	35	172	243	7.25	.275
<b>Night</b>	1	0	0	1	9.0	9	6	6	0	3	9	6.00	.257
<b>Starter</b>	4	18	—	34	134.1	135	113	98	16	77	109	6.57	.265
<b>Reliever</b>	6	6	6	34	162.2	179	166	140	19	98	143	7.75	.283
<b>February</b>	0	6	0	6	52.2	68	55	48	8	32	59	8.20	.313
<b>March</b>	4	10	3	14	117.2	122	117	98	18	64	101	7.50	.267
<b>April</b>	6	8	3	14	126.2	124	107	92	8	79	92	6.54	.264
<b>May</b>	—	—	—	—	—	—	—	—	—	—	—	—	—

### RUNS BY INNING

	1	2	3	4	5	6	7	8	9	10	11	12	13	14	15	TOT
<b>BIG RED</b>	22	11	21	14	20	23	13	10	17	0	1	0	1	—	—	<b>153</b>
<b>OPPONENTS</b>	40	24	41	27	32	39	25	29	20	0	2	0	0	—	—	<b>279</b>
<b>DIFFERENCE</b>	<b>-18</b>	<b>-13</b>	<b>-20</b>	<b>-13</b>	<b>-12</b>	<b>-16</b>	<b>-12</b>	<b>-19</b>	<b>-3</b>	<b>0</b>	<b>-1</b>	<b>0</b>	<b>+1</b>	<b>—</b>	<b>—</b>	<b>-126</b>

### VICTORY MARGIN

	1	2	3	4	5	6	7	8	9	10	11	12	13	14	15+
<b>BIG RED</b>	1	3	2	1	2	—	1	—	—	—	—	—	—	—	—
<b>OPPONENTS</b>	4	—	3	1	2	2	1	4	1	1	1	2	1	—	1

### BIG RED MULTI-RUN INNINGS

TIMES	LAST TIME
<b>2 Runs</b>	25 4/25 (G1) at Brown (9th inning, 0 hits)
<b>3 Runs</b>	8 4/26 at Brown (3rd inning, 4 hits; 8th inning, 3 hits)
<b>4 Runs</b>	5 4/21 at Binghamton (3rd inning, 4 hits)
<b>5 Runs</b>	0 —
<b>6 Runs</b>	0 —
<b>7 Runs</b>	0 —
<b>8 Runs</b>	0 —
<b>9 Runs</b>	1 3/8 at Fordham (6th inning, 6 hits)
<b>10+ Runs</b>	0 —

### BIG RED LINEUP PRODUCTION

	AB	R	H	2B	3B	HR	RBI	BB	SO	AVG	OBP	SLG	OPS
<b>1st</b>	144	21	33	6	0	2	17	11	31	.229	.296	.313	.608
<b>2nd</b>	132	23	45	4	0	5	14	22	25	.341	.446	.485	.931
<b>3rd</b>	132	21	35	8	0	2	13	19	28	.265	.374	.371	.745
<b>4th</b>	136	10	38	3	0	2	15	8	30	.279	.333	.346	.679
<b>5th</b>	124	16	30	4	0	3	22	7	32	.242	.336	.347	.682
<b>6th</b>	129	20	35	3	0	4	16	7	33	.271	.347	.388	.735
<b>7th</b>	126	11	27	3	1	1	12	7	30	.214	.281	.278	.558
<b>8th</b>	118	21	28	9	0	2	16	9	29	.237	.321	.364	.685
<b>9th</b>	110	10	23	4	0	2	13	9	42	.209	.294	.300	.594

### BIG RED 2026 BATTING SPLITS

	AB	R	H	2B	3B	HR	RBI	BB	SO	AVG	OBP	SLG	OPS
<b>TOTALS</b>	<b>1151</b>	<b>153</b>	<b>294</b>	<b>44</b>	<b>1</b>	<b>23</b>	<b>138</b>	<b>99</b>	<b>280</b>	<b>.255</b>	<b>.330</b>	<b>.355</b>	<b>.686</b>
<b>Home</b>	317	42	74	13	0	7	35	25	63	.233	.321	.341	.662
<b>Away</b>	698	94	192	26	0	14	89	64	177	.275	.355	.372	.728
<b>Neutral</b>	136	17	28	5	1	2	14	10	40	.206	.290	.301	.592
<b>Day</b>	1115	143	284	44	1	19	128	96	271	.255	.338	.347	.685
<b>Night</b>	36	10	10	0	0	4	10	3	9	.278	.350	.611	.961
<b>February</b>	210	26	51	11	1	4	23	12	60	.243	.303	.362	.665
<b>March</b>	463	61	122	18	0	10	54	40	115	.263	.352	.367	.719
<b>April</b>	478	66	121	15	0	9	61	47	105	.253	.339	.341	.680
<b>May</b>	—	—	—	—	—	—	—	—	—	—	—	—	—

### BIG RED COMEBACK VICTORIES

DATE	OPPONENT	SITE	LDS	LTS	GO-AHEAD PLAY DETAILS	SBP	SAP	FINAL
3/22	* Princeton	A	(E7)2-3	(E7)2-3	Hager scored on wild pitch	(8)3-3	4-3	6-3
3/29 (G2)	* Harvard	H	(M1)0-1	(M1)0-1	Johnson RBI single	(1)1-1	2-1	9-5
4/4 (G1)	* Dartmouth	H	(M6)1-2	(M6)1-2	Carlson RBI single	(7)2-2	3-2	4-2
4/17	* Yale	H	(M4)2-3	(M4)2-3	Wildman RBI single	(5)3-3	4-3	5-3
4/25 (G2)	* Brown	A	(E7)0-1	(E7)0-1	Swidorski RBI single	(13)1-1	2-1	2-1

\* - Ivy League regular-season game; ^ - walkoff; V/H - Cornell's batting designation; LDS - (inning)largest deficit score (latest listed if there were ties for largest deficit); LTS - (inning)latest trailed score; SBP - (inning)score before go-ahead play; SAP - score after go-ahead play; Note: **Bold** denotes a Cornell home game.

## 2026 CORNELL OVERALL STATISTICS

Overall **10-24**

Home **4-6**

Away **6-14**

Neutral **0-4**

Ivy League **7-11**

### BATTING STATISTICS

#	PLAYER	AVG	GP	GS	AB	R	H	2B	3B	HR	RBI	TB	SLG%	BB	HBP	SO	GDP	OB%	SF	SH	SB	ATT
14	Kevin Hager	.330	29	29	106	14	35	4	0	3	10	48	.453	11	4	21	3	.413	0	2	5	5
15	Owen Carlson	.327	28	27	101	16	33	3	0	2	12	42	.416	22	1	16	2	.448	1	0	0	1
7	Luke Johnson	.284	29	29	109	18	31	6	0	1	14	40	.367	8	3	16	2	.350	0	2	11	14
2	Mason Barela	.283	31	31	127	10	36	4	0	3	12	49	.386	5	0	29	1	.308	1	2	1	2
40	Jake Hower	.278	33	33	115	17	32	2	0	2	16	40	.348	8	13	23	2	.384	2	0	5	10
4	Caden Wildman	.271	34	34	129	20	35	8	0	1	14	46	.357	12	6	28	3	.358	1	3	5	7
18	TJ Swidorski	.264	33	31	110	16	29	6	0	4	24	47	.427	6	10	35	0	.354	1	5	0	2
23	Jayden Shin	.205	27	21	78	11	16	2	1	1	7	23	.295	7	3	17	3	.295	0	4	0	0
5	Tyler Beaulieu	.196	26	25	97	13	19	3	0	3	14	31	.320	7	3	19	2	.269	1	2	2	5
1	Caden Callaway	.250	3	2	8	3	2	1	0	0	1	3	.375	3	0	2	0	.455	0	1	1	1
8	Ryan Dillon	.171	16	10	35	2	6	1	0	0	2	7	.200	4	0	21	0	.256	0	2	0	1
26	Aiden Barclay	.159	25	20	69	5	11	1	0	0	4	12	.174	2	4	30	0	.218	3	2	1	1
20	Trent Lopez	.156	21	9	45	6	7	2	0	3	7	18	.400	3	2	19	0	.240	0	1	0	0
44	Troy Ashkinos	.095	9	5	21	2	2	1	0	0	1	3	.143	1	1	4	1	.174	0	0	0	0
41	Jackson Marko	.000	2	0	1	0	0	0	0	0	0	0	.000	0	0	0	0	.000	0	0	0	0
<b>TOTALS</b>		<b>.255</b>	<b>34</b>		<b>1151</b>	<b>153</b>	<b>294</b>	<b>44</b>	<b>1</b>	<b>23</b>	<b>138</b>	<b>409</b>	<b>.355</b>	<b>99</b>	<b>50</b>	<b>280</b>	<b>19</b>	<b>.338</b>	<b>10</b>	<b>26</b>	<b>31</b>	<b>49</b>
<b>OPPONENTS</b>		<b>.274</b>	<b>34</b>		<b>1145</b>	<b>279</b>	<b>314</b>	<b>58</b>	<b>8</b>	<b>35</b>	<b>244</b>	<b>493</b>	<b>.431</b>	<b>175</b>	<b>85</b>	<b>252</b>	<b>20</b>	<b>.401</b>	<b>28</b>	<b>12</b>	<b>121</b>	<b>131</b>

### PITCHING STATISTICS

#	PLAYER	ERA	W	L	APP	GS	CG	SHO	SV	IP	H	R	ER	BB	SO	2B	3B	HR	AB	AVG	WP	HBP	BK	SFA	SHA
34	Ross Yoshida	3.05	2	1	14	0	0	0/0	1	38.1	31	15	13	12	39	8	1	4	142	.218	3	4	0	1	2
37	Huxley Holcombe	5.76	1	7	10	10	0	0/0	0	45.1	41	34	29	24	41	10	2	4	169	.243	4	10	2	2	4
13	Ethan Hamill	5.93	1	3	11	10	0	0/0	1	44.0	40	30	29	22	36	7	2	7	161	.248	1	10	1	3	0
45	Tavian Ramos	0.00	1	1	2	0	0	0/0	0	1.2	0	2	0	1	3	0	0	0	6	.000	0	2	0	0	0
6	Ethan McHugh	0.00	0	0	1	0	0	0/0	0	1.0	1	0	0	0	0	1	0	0	4	.250	0	0	0	0	0
9	Graham Biben	0.00	0	0	1	0	0	0/0	0	0.2	1	0	0	1	0	0	0	0	3	.333	0	1	0	0	0
22	John Hegarty	2.40	3	0	10	2	0	0/0	0	30.0	15	8	8	17	18	4	0	0	94	.160	5	9	0	3	1
35	Alex Stoyer	2.70	0	0	5	0	0	0/0	0	3.1	3	1	1	1	0	0	0	0	12	.250	0	3	0	1	0
43	Michael Tight	6.31	0	0	11	0	0	0/0	1	25.2	31	28	18	13	19	7	0	2	105	.295	7	5	1	3	1
32	Carson Mayfield	8.38	1	4	5	5	0	0/0	0	19.1	29	23	18	6	18	6	0	4	84	.345	2	2	0	2	0
3	Ethan Van Sice	9.64	1	2	10	5	0	0/0	0	23.1	29	34	25	21	22	5	1	4	98	.296	6	6	0	2	1
28	Max Foster	11.74	0	2	13	0	0	0/0	3	15.1	18	22	20	14	19	3	0	3	61	.295	6	9	0	0	0
18	TJ Swidorski	12.27	0	0	3	0	0	0/0	0	3.2	10	7	5	1	4	2	0	0	21	.476	0	2	0	1	0
42	Josh Shea	12.83	0	2	12	0	0	0/0	0	13.1	21	19	19	5	8	0	0	2	56	.375	1	5	1	3	1
30	Andrew Houghton	15.00	0	0	11	1	0	0/0	0	15.0	22	25	25	17	8	3	0	2	61	.361	5	7	0	4	1
16	Noah Keller	15.30	0	2	9	1	0	0/0	0	10.0	12	19	17	9	14	2	2	2	41	.293	4	8	1	1	0
19	Braeden Johnson	15.43	0	0	6	0	0	0/0	0	7.0	10	12	12	11	3	0	0	1	27	.370	1	2	0	2	1
<b>TOTALS</b>		<b>7.24</b>	<b>10</b>	<b>24</b>	<b>34</b>	<b>0</b>	<b>0</b>	<b>6</b>	<b>297.0</b>	<b>314</b>	<b>279</b>	<b>239</b>	<b>175</b>	<b>252</b>	<b>58</b>	<b>8</b>	<b>35</b>	<b>1145</b>	<b>.274</b>	<b>45</b>	<b>85</b>	<b>6</b>	<b>28</b>	<b>12</b>	
<b>OPPONENTS</b>		<b>3.75</b>	<b>24</b>	<b>10</b>	<b>34</b>	<b>0</b>	<b>3</b>	<b>10</b>	<b>307.0</b>	<b>294</b>	<b>153</b>	<b>128</b>	<b>99</b>	<b>280</b>	<b>44</b>	<b>1</b>	<b>23</b>	<b>1151</b>	<b>.255</b>	<b>31</b>	<b>50</b>	<b>3</b>	<b>10</b>	<b>26</b>	

# 2026 CORNELL IVY LEAGUE STATISTICS

Overall **10-24**

Home **4-6**

Away **6-14**

Neutral **0-4**

Ivy League **7-11**

## BATTING STATISTICS

#	PLAYER	AVG	GP	GS	AB	R	H	2B	3B	HR	RBI	TB	SLG%	BB	HBP	SO	GDP	OB%	SF	SH	SB	ATT
14	Kevin Hager	.302	14	14	53	6	16	4	0	0	3	20	.377	7	1	7	2	.393	0	1	4	4
18	TJ Swidorski	.286	18	17	63	7	18	3	0	1	15	24	.381	2	5	17	0	.357	0	1	0	1
40	Jake Hower	.279	17	17	61	12	17	0	0	1	5	20	.328	4	5	14	2	.371	0	0	2	3
15	Owen Carlson	.267	14	13	45	5	12	2	0	0	3	14	.311	14	1	11	1	.450	0	0	0	0
4	Caden Wildman	.257	18	18	70	12	18	4	0	1	8	25	.357	5	4	14	3	.338	1	0	2	3
7	Luke Johnson	.254	18	18	67	10	17	2	0	1	10	22	.328	8	1	11	2	.342	0	1	9	11
2	Mason Barela	.217	16	16	60	4	13	3	0	1	6	19	.317	4	0	15	0	.262	1	1	1	1
5	Tyler Beaulieu	.200	18	18	65	10	13	2	0	2	7	21	.323	5	3	11	1	.284	1	2	1	1
44	Troy Ashkinos	.200	3	1	5	1	1	1	0	0	1	2	.400	1	0	0	0	.333	0	0	0	0
23	Jayden Shin	.196	18	15	51	6	10	1	0	1	6	14	.275	6	3	10	1	.317	0	4	0	0
8	Ryan Dillon	.182	8	2	11	1	2	0	0	0	1	2	.182	3	0	6	0	.357	0	0	0	1
26	Aiden Barclay	.172	12	9	29	1	5	0	0	0	2	5	.172	1	3	14	0	.265	1	1	0	0
20	Trent Lopez	.136	11	4	22	3	3	1	0	1	1	7	.318	2	2	8	0	.269	0	1	0	0
41	Jackson Marko	.000	1	0	1	0	0	0	0	0	0	0	.000	0	0	0	0	.000	0	0	0	0
<b>TOTALS</b>		<b>.240</b>	<b>18</b>		<b>603</b>	<b>78</b>	<b>145</b>	<b>23</b>	<b>0</b>	<b>9</b>	<b>68</b>	<b>195</b>	<b>.323</b>	<b>62</b>	<b>28</b>	<b>138</b>	<b>12</b>	<b>.337</b>	<b>4</b>	<b>12</b>	<b>19</b>	<b>25</b>
<b>OPPONENTS</b>		<b>.269</b>	<b>18</b>		<b>606</b>	<b>140</b>	<b>163</b>	<b>29</b>	<b>2</b>	<b>17</b>	<b>123</b>	<b>247</b>	<b>.408</b>	<b>90</b>	<b>45</b>	<b>128</b>	<b>13</b>	<b>.394</b>	<b>15</b>	<b>5</b>	<b>62</b>	<b>70</b>

## PITCHING STATISTICS

#	PLAYER	ERA	W	L	APP	GS	CG	SHO	SV	IP	H	R	ER	BB	SO	2B	3B	HR	AB	AVG	WP	HBP	BK	SFA	SHA
35	Alex Stoyer	0.00	0	0	3	0	0	0/0	0	3.0	2	0	0	0	0	0	0	0	10	.200	0	1	0	1	0
22	John Hegarty	2.29	2	0	6	2	0	0/0	0	19.2	12	5	5	9	10	2	0	0	62	.194	1	5	0	2	1
34	Ross Yoshida	2.42	2	1	6	0	0	0/0	1	22.1	16	6	6	3	22	3	1	2	80	.200	3	3	0	0	1
13	Ethan Hamill	6.83	1	2	7	6	0	0/0	1	29.0	28	23	22	16	25	5	0	6	107	.262	0	7	0	2	0
37	Huxley Holcombe	6.83	1	4	6	6	0	0/0	0	27.2	23	25	21	17	23	6	1	2	100	.230	3	10	2	2	2
43	Michael Tight	7.88	0	0	6	0	0	0/0	1	16.0	19	17	14	9	14	6	0	2	66	.288	5	3	0	1	0
3	Ethan Van Sice	8.10	1	2	5	3	0	0/0	0	13.1	15	17	12	8	11	3	0	1	55	.273	2	4	0	2	0
18	TJ Swidorski	9.00	0	0	1	0	0	0/0	0	2.0	5	4	2	0	1	1	0	0	12	.417	0	0	0	0	0
42	Josh Shea	9.00	0	0	7	0	0	0/0	0	8.0	12	8	8	2	6	0	0	0	33	.364	0	2	0	2	0
30	Andrew Houghton	11.00	0	0	5	0	0	0/0	0	9.0	11	11	11	9	6	2	0	0	33	.333	2	6	0	2	1
32	Carson Mayfield	11.57	0	1	1	1	0	0/0	0	2.1	5	4	3	2	4	0	0	1	11	.455	0	0	0	0	0
28	Max Foster	15.88	0	1	6	0	0	0/0	1	5.2	8	10	10	9	5	0	0	2	23	.348	3	4	0	0	0
16	Noah Keller	27.00	0	0	1	0	0	0/0	0	0.1	1	1	1	1	0	1	0	0	2	.500	1	0	0	0	0
19	Braeden Johnson	34.71	0	0	3	0	0	0/0	0	2.1	6	9	9	5	1	0	0	1	12	.500	1	0	0	1	0
<b>TOTALS</b>		<b>6.95</b>	<b>7</b>	<b>11</b>	<b>18</b>	<b>0</b>	<b>0</b>	<b>4</b>	<b>160.2</b>	<b>163</b>	<b>140</b>	<b>124</b>	<b>90</b>	<b>128</b>	<b>29</b>	<b>2</b>	<b>17</b>	<b>606</b>	<b>.269</b>	<b>21</b>	<b>45</b>	<b>2</b>	<b>15</b>	<b>5</b>	
<b>OPPONENTS</b>		<b>3.50</b>	<b>11</b>	<b>7</b>	<b>18</b>	<b>0</b>	<b>2</b>	<b>5</b>	<b>162.0</b>	<b>145</b>	<b>78</b>	<b>63</b>	<b>62</b>	<b>138</b>	<b>23</b>	<b>0</b>	<b>9</b>	<b>603</b>	<b>.240</b>	<b>21</b>	<b>28</b>	<b>2</b>	<b>4</b>	<b>12</b>	

## 2026 GAME-BY-GAME BATTING STATISTICS

DATE	OPPONENT	W/L	SCORE	AB	R	H	RBI	2B	3B	HR	TB	BB	IBB	SB	CS	HBP	SH	SF	GDP	SO	AVG	OBP	SLG	OPS		
2/20	vs. Northwestern	L	5-13	37	5	12	5	1	1	1	18	4	0	0	0	0	0	1	0	12	.324	.381	.486	.867		
2/20	vs. Boston College	L	1-9	27	1	2	0	0	0	0	2	2	0	0	1	0	1	0	0	12	.219	.282	.313	.594		
2/21	vs. Northwestern	L	5-6	39	5	8	3	3	0	0	11	3	0	2	1	4	2	0	1	8	.214	.299	.301	.600		
2/22	vs. Boston College	L	6-7	33	6	6	6	1	0	1	10	1	0	0	0	3	0	1	0	8	.206	.290	.301	.592		
<b>HUB CITY INVITE STATS</b>				<b>0-4</b>	<b>17-35</b>	<b>136</b>	<b>17</b>	<b>28</b>	<b>14</b>	<b>5</b>	<b>1</b>	<b>2</b>	<b>41</b>	<b>10</b>	<b>0</b>	<b>2</b>	<b>2</b>	<b>7</b>	<b>3</b>	<b>2</b>	<b>1</b>	<b>40</b>	<b>.206</b>	<b>.290</b>	<b>.301</b>	<b>.592</b>
2/27	at Richmond	L	6-9	37	6	13	6	4	0	1	20	2	0	1	0	0	0	0	0	9	.237	.309	.353	.662		
2/28	at Richmond	L	3-11	37	3	10	3	2	0	1	15	0	0	1	1	0	0	0	0	11	.243	.303	.362	.665		
3/1	at Richmond	L	2-12	33	2	10	1	0	0	0	10	0	0	0	0	1	1	1	1	4	.251	.305	.354	.658		
<b>RICHMOND SERIES</b>				<b>0-3</b>	<b>11-32</b>	<b>107</b>	<b>11</b>	<b>33</b>	<b>10</b>	<b>6</b>	<b>0</b>	<b>2</b>	<b>45</b>	<b>2</b>	<b>0</b>	<b>2</b>	<b>1</b>	<b>1</b>	<b>1</b>	<b>1</b>	<b>24</b>	<b>.308</b>	<b>.324</b>	<b>.421</b>	<b>.745</b>	
3/7	at Fordham	L	2-7	33	2	8	1	1	0	0	9	2	0	1	1	1	0	0	1	5	.250	.305	.344	.649		
3/7	at Fordham	W	3-1	30	3	6	3	1	0	1	10	0	0	0	0	0	3	1	0	10	.245	.294	.343	.637		
3/8	at Fordham	L	11-16	42	11	19	11	3	0	1	25	1	0	3	1	5	1	1	0	6	.270	.322	.374	.696		
<b>FORDHAM SERIES</b>				<b>1-2</b>	<b>16-24</b>	<b>105</b>	<b>16</b>	<b>33</b>	<b>15</b>	<b>5</b>	<b>0</b>	<b>2</b>	<b>44</b>	<b>3</b>	<b>0</b>	<b>4</b>	<b>2</b>	<b>6</b>	<b>4</b>	<b>2</b>	<b>1</b>	<b>21</b>	<b>.314</b>	<b>.362</b>	<b>.419</b>	<b>.781</b>
3/14	at VMI	W	7-4	32	7	11	7	2	0	0	13	7	0	2	4	2	2	0	1	10	.276	.338	.376	.714		
3/14	at VMI	L	0-8	31	0	4	0	0	0	0	4	3	0	0	0	2	0	0	0	12	.265	.331	.358	.689		
3/15	at VMI	L	4-7	36	4	12	4	2	0	0	14	2	0	0	0	0	1	1	1	12	.271	.333	.360	.694		
<b>VMI SERIES</b>				<b>1-2</b>	<b>11-19</b>	<b>99</b>	<b>11</b>	<b>27</b>	<b>11</b>	<b>4</b>	<b>0</b>	<b>0</b>	<b>31</b>	<b>12</b>	<b>0</b>	<b>2</b>	<b>4</b>	<b>4</b>	<b>3</b>	<b>1</b>	<b>2</b>	<b>34</b>	<b>.273</b>	<b>.371</b>	<b>.313</b>	<b>.684</b>
3/21	at Princeton	L	7-13	36	7	9	7	2	0	2	17	4	0	0	0	3	1	0	0	14	.269	.336	.369	.705		
3/21	at Princeton	L	0-12	28	0	3	0	0	0	0	3	4	0	0	0	3	0	0	2	6	.260	.333	.354	.688		
3/22	at Princeton	W	6-3	30	6	8	5	1	0	2	15	5	0	3	1	3	1	1	0	9	.261	.338	.362	.701		
<b>PRINCETON SERIES</b>				<b>1-2</b>	<b>13-28</b>	<b>94</b>	<b>13</b>	<b>20</b>	<b>12</b>	<b>3</b>	<b>0</b>	<b>4</b>	<b>35</b>	<b>13</b>	<b>0</b>	<b>3</b>	<b>1</b>	<b>9</b>	<b>2</b>	<b>1</b>	<b>2</b>	<b>29</b>	<b>.213</b>	<b>.359</b>	<b>.372</b>	<b>.731</b>
3/29	HARVARD	L	1-2	30	1	4	1	1	0	1	8	2	0	0	0	1	1	0	0	5	.254	.332	.357	.689		
3/29	HARVARD	W	9-5	30	9	7	6	1	0	1	11	5	0	4	0	3	0	0	0	3	.253	.335	.358	.693		
3/30	HARVARD	L	3-16	35	3	9	2	3	0	0	12	3	0	0	0	2	0	0	1	11	.253	.336	.357	.693		
<b>HARVARD SERIES</b>				<b>1-2</b>	<b>13-23</b>	<b>95</b>	<b>13</b>	<b>20</b>	<b>9</b>	<b>5</b>	<b>0</b>	<b>2</b>	<b>31</b>	<b>10</b>	<b>0</b>	<b>4</b>	<b>0</b>	<b>6</b>	<b>1</b>	<b>0</b>	<b>1</b>	<b>19</b>	<b>.211</b>	<b>.324</b>	<b>.326</b>	<b>.651</b>
3/31	at Army	L	6-12	37	6	13	6	1	0	2	20	2	0	0	2	0	1	0	1	8	.259	.339	.367	.706		
<b>4/3 DARTMOUTH</b>				W	8-1	35	8	14	7	3	0	1	20	2	0	3	2	2	0	0	1	6	.266	.345	.377	.722
4/4	DARTMOUTH	W	4-2	28	4	7	3	1	0	0	8	3	0	2	2	3	0	0	1	5	.265	.346	.374	.720		
4/4	DARTMOUTH	L	0-15	28	0	1	0	0	0	0	1	3	0	0	0	0	0	0	1	5	.257	.338	.361	.700		
<b>DARTMOUTH SERIES</b>				<b>2-1</b>	<b>12-18</b>	<b>91</b>	<b>12</b>	<b>22</b>	<b>10</b>	<b>4</b>	<b>0</b>	<b>1</b>	<b>29</b>	<b>8</b>	<b>0</b>	<b>5</b>	<b>4</b>	<b>5</b>	<b>0</b>	<b>0</b>	<b>3</b>	<b>16</b>	<b>.242</b>	<b>.337</b>	<b>.319</b>	<b>.655</b>
4/11	at Penn	L	3-7	32	3	7	3	3	0	0	10	5	0	2	0	1	0	1	1	10	.255	.338	.359	.697		
4/11	at Penn	L	5-14	38	5	10	4	2	0	0	12	3	0	0	1	1	0	0	0	9	.255	.338	.357	.695		
4/12	at Penn	L	5-6	37	5	10	5	1	0	0	11	3	0	2	0	1	0	0	0	10	.256	.338	.355	.693		
<b>PENN SERIES</b>				<b>0-3</b>	<b>13-27</b>	<b>107</b>	<b>13</b>	<b>27</b>	<b>12</b>	<b>6</b>	<b>0</b>	<b>0</b>	<b>33</b>	<b>11</b>	<b>0</b>	<b>4</b>	<b>1</b>	<b>3</b>	<b>0</b>	<b>1</b>	<b>1</b>	<b>29</b>	<b>.252</b>	<b>.336</b>	<b>.308</b>	<b>.644</b>
4/14	BINGHAMTON	L	4-11	28	4	5	4	0	0	2	11	5	0	1	1	3	1	0	1	6	.253	.338	.351	.689		
4/17	YALE	W	5-3	34	5	11	5	2	0	1	16	0	0	1	0	0	1	0	1	5	.254	.337	.354	.691		
4/18	YALE	L	5-16	37	5	11	4	2	0	0	13	1	0	0	0	1	0	0	0	11	.255	.337	.354	.691		
4/18	YALE	L	3-6	32	3	6	3	0	0	1	9	1	0	0	0	1	1	0	1	6	.254	.336	.352	.688		
<b>YALE SERIES</b>				<b>1-2</b>	<b>13-25</b>	<b>103</b>	<b>13</b>	<b>28</b>	<b>12</b>	<b>4</b>	<b>0</b>	<b>2</b>	<b>38</b>	<b>2</b>	<b>0</b>	<b>1</b>	<b>0</b>	<b>2</b>	<b>2</b>	<b>0</b>	<b>2</b>	<b>22</b>	<b>.272</b>	<b>.299</b>	<b>.369</b>	<b>.668</b>
4/21	at Binghamton	W	10-6	36	10	10	10	0	0	4	22	3	0	1	0	1	1	0	0	9	.255	.334	.358	.692		
<b>SEASON VS. BINGHAMTON</b>				<b>1-1</b>	<b>14-17</b>	<b>64</b>	<b>14</b>	<b>15</b>	<b>14</b>	<b>0</b>	<b>0</b>	<b>6</b>	<b>33</b>	<b>8</b>	<b>0</b>	<b>2</b>	<b>1</b>	<b>4</b>	<b>2</b>	<b>0</b>	<b>1</b>	<b>15</b>	<b>.234</b>	<b>.355</b>	<b>.516</b>	<b>.871</b>
4/25	at Brown	L	4-16	29	4	5	4	0	0	0	5	9	0	1	0	2	3	2	1	8	.253	.336	.360	.696		
4/25	at Brown	W	2-1	45	2	10	2	1	0	0	11	5	0	1	0	1	2	0	0	9	.253	.335	.358	.693		
4/26	at Brown	W	8-3	39	8	14	7	0	0	0	14	4	0	0	0	0	2	0	2	6	.255	.337	.358	.694		
<b>BROWN SERIES</b>				<b>2-1</b>	<b>14-20</b>	<b>113</b>	<b>14</b>	<b>29</b>	<b>13</b>	<b>1</b>	<b>0</b>	<b>0</b>	<b>30</b>	<b>18</b>	<b>0</b>	<b>2</b>	<b>0</b>	<b>3</b>	<b>7</b>	<b>2</b>	<b>3</b>	<b>23</b>	<b>.257</b>	<b>.368</b>	<b>.265</b>	<b>.633</b>
<b>5/2 COLUMBIA</b>																										
<b>5/2 COLUMBIA</b>																										
<b>5/3 COLUMBIA</b>																										
<b>COLUMBIA SERIES</b>																										
5/5	at Binghamton																									
<b>SEASON VS. BINGHAMTON</b>																										

## 2026 GAME-BY-GAME PITCHING STATISTICS

DATE	OPPONENT	W/L	SCORE	IP	H	R	ER	BB	SO	2B	3B	HR	WP	BK	HBP	DP	IBB	ERA	WHIP	BB/9	SO/9
2/20	vs. Northwestern	L	5-13	9.0	14	13	13	7	8	4	1	1	1	1	1	0	0	13.00	2.33	7.00	8.00
2/20	vs. Boston College	L	1-9	9.0	14	9	8	4	15	5	1	0	1	0	1	1	0	10.50	2.17	5.50	11.50
2/21	vs. Northwestern	L	5-6	10.2	8	6	6	12	8	0	1	0	2	0	4	0	0	8.48	2.06	7.22	9.73
2/22	vs. Boston College	L	6-7	8.0	9	7	6	1	6	1	2	1	1	2	2	0	0	8.10	1.88	5.89	9.08
<b>HUB CITY INVITE STATS</b>		<b>0-4</b>	<b>17-35</b>	<b>36.2</b>	<b>45</b>	<b>35</b>	<b>33</b>	<b>24</b>	<b>37</b>	<b>10</b>	<b>5</b>	<b>2</b>	<b>5</b>	<b>3</b>	<b>8</b>	<b>1</b>	<b>0</b>	<b>8.10</b>	<b>1.88</b>	<b>5.89</b>	<b>9.08</b>
2/27	at Richmond	L	6-9	8.0	10	9	6	3	10	1	0	4	1	0	2	1	0	7.86	1.84	5.44	9.47
2/28	at Richmond	L	3-11	8.0	13	11	9	5	12	1	0	2	3	0	1	0	0	8.20	1.90	5.47	10.08
3/1	at Richmond	L	2-12	7.0	14	12	11	4	7	3	0	3	3	1	3	2	0	8.90	1.98	5.43	9.96
<b>RICHMOND SERIES</b>		<b>0-3</b>	<b>11-32</b>	<b>23.0</b>	<b>37</b>	<b>32</b>	<b>26</b>	<b>12</b>	<b>29</b>	<b>5</b>	<b>0</b>	<b>9</b>	<b>7</b>	<b>1</b>	<b>6</b>	<b>3</b>	<b>0</b>	<b>10.17</b>	<b>2.13</b>	<b>4.70</b>	<b>11.35</b>
3/7	at Fordham	L	2-7	8.0	9	7	7	4	6	2	0	1	1	0	1	0	0	8.78	1.94	5.32	9.58
3/7	at Fordham	W	3-1	9.0	1	1	0	1	7	0	0	0	0	0	2	0	0	7.75	1.73	4.81	9.27
3/8	at Fordham	L	11-16	8.0	11	16	8	4	6	1	0	1	3	0	7	1	0	7.87	1.75	4.78	9.04
<b>FORDHAM SERIES</b>		<b>1-2</b>	<b>16-24</b>	<b>25.0</b>	<b>21</b>	<b>24</b>	<b>15</b>	<b>9</b>	<b>19</b>	<b>3</b>	<b>0</b>	<b>2</b>	<b>4</b>	<b>0</b>	<b>10</b>	<b>1</b>	<b>0</b>	<b>5.40</b>	<b>1.20</b>	<b>3.24</b>	<b>6.84</b>
3/14	at VMI	W	7-4	9.0	6	4	2	3	6	3	0	1	1	0	1	1	0	7.30	1.68	4.61	8.74
3/14	at VMI	L	0-8	8.0	5	8	5	12	6	1	0	1	2	0	3	0	1	7.17	1.71	5.31	8.59
3/15	at VMI	L	4-7	8.2	8	7	7	4	7	1	1	2	0	0	2	1	1	7.18	1.69	5.22	8.48
<b>VMI SERIES</b>		<b>1-2</b>	<b>11-19</b>	<b>25.2</b>	<b>19</b>	<b>19</b>	<b>14</b>	<b>19</b>	<b>19</b>	<b>5</b>	<b>1</b>	<b>4</b>	<b>3</b>	<b>0</b>	<b>6</b>	<b>2</b>	<b>2</b>	<b>4.91</b>	<b>1.48</b>	<b>6.66</b>	<b>6.66</b>
3/21	at Princeton	L	7-13	8.0	15	13	12	5	9	1	0	1	3	0	3	0	0	7.61	1.74	5.25	8.59
3/21	at Princeton	L	0-12	8.0	13	12	10	4	4	1	2	2	0	0	1	1	0	7.84	1.77	5.20	8.34
3/22	at Princeton	W	6-3	9.0	6	3	3	4	7	1	0	1	0	0	1	1	0	7.51	1.72	5.12	8.25
<b>PRINCETON SERIES</b>		<b>1-2</b>	<b>13-28</b>	<b>25.0</b>	<b>34</b>	<b>28</b>	<b>25</b>	<b>13</b>	<b>20</b>	<b>3</b>	<b>2</b>	<b>4</b>	<b>3</b>	<b>0</b>	<b>5</b>	<b>2</b>	<b>0</b>	<b>9.00</b>	<b>1.88</b>	<b>4.68</b>	<b>7.20</b>
3/29	HARVARD	L	1-2	9.0	2	2	2	2	12	1	0	1	1	0	2	0	0	7.17	1.64	4.93	8.48
3/29	HARVARD	W	9-5	9.0	8	4	4	4	7	4	0	0	0	0	1	1	0	6.98	1.62	4.87	8.39
3/30	HARVARD	L	3-16	9.0	13	16	15	5	12	3	0	5	2	0	6	2	0	7.43	1.64	4.88	8.59
<b>HARVARD SERIES</b>		<b>1-2</b>	<b>13-23</b>	<b>27.0</b>	<b>23</b>	<b>22</b>	<b>21</b>	<b>11</b>	<b>31</b>	<b>8</b>	<b>0</b>	<b>6</b>	<b>3</b>	<b>0</b>	<b>9</b>	<b>3</b>	<b>0</b>	<b>7.00</b>	<b>1.26</b>	<b>3.67</b>	<b>10.33</b>
3/31	at Army	L	6-12	8.0	11	12	12	8	5	2	0	0	1	0	6	1	0	7.71	1.68	5.07	8.45
4/3	DARTMOUTH	W	8-1	9.0	6	1	1	2	7	0	0	0	1	0	1	0	0	7.38	1.64	4.92	8.38
4/4	DARTMOUTH	W	4-2	9.0	5	2	2	2	8	0	0	1	0	0	0	1	0	7.12	1.60	4.78	8.36
4/4	DARTMOUTH	L	0-15	9.0	14	15	15	9	4	2	0	1	4	0	6	2	0	7.48	1.64	4.97	8.16
<b>DARTMOUTH SERIES</b>		<b>2-1</b>	<b>12-18</b>	<b>27.0</b>	<b>25</b>	<b>18</b>	<b>18</b>	<b>13</b>	<b>19</b>	<b>2</b>	<b>0</b>	<b>2</b>	<b>5</b>	<b>0</b>	<b>7</b>	<b>3</b>	<b>0</b>	<b>6.00</b>	<b>1.41</b>	<b>4.33</b>	<b>6.33</b>
4/11	at Penn	L	3-7	8.0	10	7	4	6	10	2	0	1	1	0	1	0	0	7.36	1.66	5.04	8.28
4/11	at Penn	L	5-14	8.0	14	14	9	7	4	3	0	1	1	0	3	1	0	7.47	1.69	5.15	8.14
4/12	at Penn	L	5-6	8.2	6	6	6	8	4	1	0	0	3	0	2	2	0	7.42	1.69	5.27	7.99
<b>PENN SERIES</b>		<b>0-3</b>	<b>13-27</b>	<b>24.2</b>	<b>30</b>	<b>27</b>	<b>19</b>	<b>21</b>	<b>18</b>	<b>6</b>	<b>0</b>	<b>2</b>	<b>5</b>	<b>0</b>	<b>6</b>	<b>3</b>	<b>0</b>	<b>6.93</b>	<b>2.07</b>	<b>7.66</b>	<b>6.57</b>
4/14	BINGHAMTON	L	4-11	9.0	9	11	9	10	6	3	0	1	2	0	2	1	0	7.48	1.71	5.45	7.91
4/17	YALE	W	5-3	9.0	3	3	3	5	8	1	0	0	0	0	4	2	0	7.31	1.68	5.44	7.91
4/18	YALE	L	5-16	9.0	12	16	12	5	9	1	0	0	2	1	7	0	0	7.48	1.68	5.42	7.95
4/18	YALE	L	3-6	9.0	8	6	5	3	10	2	0	1	0	0	0	0	0	7.40	1.67	5.34	8.02
<b>YALE SERIES</b>		<b>1-2</b>	<b>13-25</b>	<b>27.0</b>	<b>23</b>	<b>25</b>	<b>20</b>	<b>13</b>	<b>27</b>	<b>4</b>	<b>0</b>	<b>1</b>	<b>2</b>	<b>1</b>	<b>11</b>	<b>2</b>	<b>0</b>	<b>6.67</b>	<b>1.33</b>	<b>4.33</b>	<b>9.00</b>
4/21	at Binghamton	W	10-6	9.0	9	6	6	3	9	1	0	0	2	0	2	0	0	7.35	1.66	5.26	8.06
<b>SEASON VS. BINGHAMTON</b>		<b>1-1</b>	<b>14-17</b>	<b>18.0</b>	<b>18</b>	<b>17</b>	<b>15</b>	<b>13</b>	<b>15</b>	<b>4</b>	<b>0</b>	<b>1</b>	<b>4</b>	<b>0</b>	<b>4</b>	<b>1</b>	<b>0</b>	<b>7.50</b>	<b>1.72</b>	<b>6.50</b>	<b>7.50</b>
4/25	at Brown	L	4-16	8.0	13	16	16	12	2	3	0	1	0	1	3	0	0	7.66	1.70	5.50	7.89
4/25	at Brown	W	2-1	13.0	8	1	1	4	5	2	0	0	3	0	1	1	1	7.34	1.66	5.38	7.69
4/26	at Brown	W	8-3	9.0	7	3	3	3	6	1	0	1	0	0	3	1	0	7.21	1.65	5.30	7.64
<b>BROWN SERIES</b>		<b>2-1</b>	<b>14-20</b>	<b>30.0</b>	<b>28</b>	<b>20</b>	<b>20</b>	<b>19</b>	<b>13</b>	<b>6</b>	<b>0</b>	<b>2</b>	<b>3</b>	<b>1</b>	<b>7</b>	<b>2</b>	<b>1</b>	<b>6.00</b>	<b>1.57</b>	<b>5.70</b>	<b>3.90</b>
5/2	COLUMBIA																				
5/2	COLUMBIA																				
5/3	COLUMBIA																				
<b>COLUMBIA SERIES</b>																					
5/5	at Binghamton																				
<b>SEASON VS. BINGHAMTON</b>																					

## 2026 INDIVIDUAL AND TEAM GAME HIGHS

### INDIVIDUAL GAME HIGHS

#### BATTING

At-Bats	6, (6x), Last: Luke Johnson, Kevin Hager & Tyler Beaulieu, at Brown (4/25/26 - G2)
Runs Scored	3, (4x), Last: Jake Hower, vs. Dartmouth (4/3/26)
Hits	5, Mason Barela, at Fordham (3/8/26)
RBI	4, TJ Swidorski, at Fordham (3/8/26)
Doubles	2, (3x), Last: Mason Barela, at Penn (4/11/26 - G1)
Triples	1, Jayden Shin, vs. Northwestern (2/20/26)
Home Runs	2, Kevin Hager, at Army (3/31/26)
Walks Drawn	3, (2x), Last: Caden Wildman, at VMI (3/14/26 - G1)
Strikeouts	4, Aiden Barclay, at Brown (4/26/26)
Sac Bunts	2, (2x), Last: Jayden Shin, at Brown (4/26/26)
Sacrifice Flies	1, (10x), Last: Aiden Barclay & Tyler Beaulieu, at Brown (4/25/26 - G1)
Stolen Bases	3, Luke Johnson, vs. Harvard (3/29/26 - G2)
Hit by Pitches	2, (7x), Last: Jake Hower, vs. Binghamton (4/14/26)
Caught Stealing	1, (18x), Last: Tyler Beaulieu, vs. Binghamton (4/14/26)

#### PITCHING

Innings Pitched	7.0, Ross Yoshida, at Brown (4/25/26 - G2)
Hits Allowed	9, Carson Mayfield, vs. Northwestern (2/20/26)
Runs Allowed	7, (5x), Last: Huxley Holcombe, at Brown (4/25/26 - G1)
Earned Runs	7, (3x), Last: Huxley Holcombe, at Brown (4/25/26 - G1)
Walks Issued	5, Ethan Van Sice, vs. Northwestern (2/21/26)
Strikeouts	7, Huxley Holcombe, vs. Harvard (3/29/26 - G1)
Doubles Allowed	3, (3x), Last: Huxley Holcombe, at Brown (4/25/26 - G1)
Triples Allowed	1, (8x), Last: Huxley Holcombe, at Princeton (3/21/26 - G2)
HR Allowed	2, (3x), Last: Ethan Hamill, vs. Harvard (3/30/26)
Wild Pitches	2, (6x), Last: Ross Yoshida, at Brown (4/25/26 - G2)
Hit Batsmen	5, Huxley Holcombe, vs. Yale (4/17/26 - G1)

#### FIELDING

Putouts	14, (2x), Last: Jayden Shin, vs. Dartmouth (4/4/26 - G1)
Assists	7, TJ Swidorski, vs. Dartmouth (4/4/26 - G1)
Errors	2, (4x), Last: Kevin Hager, at Penn (4/11/26 - G2)
Passed Balls	3, Mason Barela, at Princeton (3/21/26 - G1)

### TEAM GAME HIGHS

#### BATTING

At-Bats	45, at Brown (4/25/26 - G2)
Runs Scored	11, at Fordham (3/8/26)
Hits	19, at Fordham (3/8/26)
Runs Batted In	11, at Fordham (3/8/26)
Doubles	4, at Richmond (2/27/26)
Triples	1, vs. Northwestern (2/20/26)
Home Runs	4, at Binghamton (4/21/26)
Walks Drawn	9, at Brown (4/25/26 - G1)
Strikeouts	14, at Princeton (3/21/26 - G1)
Sacrifice Bunts	3, (2x), Last: at Brown (4/25/26 - G1)
Sacrifice Flies	2, at Brown (4/25/26 - G1)
Stolen Bases	4, vs. Harvard (3/29/26 - G2)
Hit by Pitches	5, at Fordham (3/8/26)
Caught Stealing	4, at VMI (3/14/26 - G1)
Hit into Double Plays	3, (2x), Last: at Brown (4/26/26)
Runners Left on Base	14, at Brown (4/25/26 - G1)

#### PITCHING

Innings Pitched	13.0, at Brown (4/25/26 - G2)
Hits Allowed	15, at Princeton (3/21/26 - G1)
Runs Allowed	16, (4x), Last: at Brown (4/25/26 - G1)
Earned Runs	16, at Brown (4/25/26 - G1)
Walks Issued	12, (3x), Last: at Brown (4/25/26 - G1)
Strikeouts	15, vs. Boston College (2/20/26)
Doubles Allowed	5, vs. Boston College (2/20/26)
Triples Allowed	2, (2x), Last: at Princeton (3/21/26 - G2)
Home Runs Allowed	5, vs. Harvard (3/30/26)
Wild Pitches	4, vs. Dartmouth (4/4/26 - G2)
Hit Batsmen	7, (2x), Last: vs. Yale (4/18/26 - G1)

#### FIELDING

Putouts	39, at Brown (4/25/26 - G2)
Assists	17, vs. Dartmouth (4/4/26 - G2)
Errors	6, at Fordham (3/8/26)
Passed Balls	3, at Princeton (3/21/26 - G1)
Double Plays Turned	2, (5x), Last: vs. Yale (4/17/26)

## 2026 CORNELL BASEBALL JERSEY TRACKER



#### GRAY

Home: 1-4  
Road: 3-4  
Neutral: 0-1



#### RED

Home: 3 -1  
Road: 2-8  
Neutral: 0-1



#### RED (ALT)

Home: 0-1  
Road: 0-0  
Neutral: 0-0



#### BLACK

Home: 0-0  
Road: 0-2  
Neutral: 0-2

Date	Opponent	Result
2/21	vs. Northwestern_L	5-6 (11 inn.)
2/28	at Richmond	L, 3-11
3/8	at Fordham	L, 11-16
3/15	at VMI	L, 4-7
3/22	at Princeton	W, 6-3
3/30	vs. Harvard	L, 3-16
4/4 (1)	vs. Dartmouth	W, 4-2
4/4 (2)	vs. Dartmouth	L, 0-15
4/12	at Penn	L, 5-6
4/18 (1)	vs. Yale	L, 5-16
4/18 (2)	vs. Yale	L, 3-6
4/21	at Binghamton	W, 10-6
4/26	at Brown	W, 8-3

Date	Opponent	Result
2/22	vs. Boston College	L, 6-7
2/27	at Richmond	L, 6-9
3/7 (1)	at Fordham	L, 2-7
3/7 (2)	at Fordham	W, 3-1
3/14 (1)	at VMI	W, 7-4
3/14 (2)	at VMI	L, 0-8
3/21 (1)	at Princeton	L, 7-13
3/21 (2)	at Princeton	L, 0-12
3/29 (1)	vs. Harvard	L, 1-2
3/29 (2)	vs. Harvard	W, 9-4
4/3	vs. Dartmouth	W, 8-1
4/11 (1)	at Penn	L, 3-7
4/11 (2)	at Penn	L, 4-15
4/17	vs. Yale	W, 5-3
4/25 (1)	at Brown	L, 4-16
4/25 (2)	at Brown	W, 2-1 (13 inn.)

Date	Opponent	Result
4/14	vs. Binghamton	L, 4-11

Date	Opponent	Result
2/20 (1)	vs. Northwestern	L, 5-13
2/20 (2)	vs. Boston College	L, 1-9
3/1	at Richmond	L, 2-12 (8 inn.)
3/31	at Army	L, 6-12

## THE LAST TIME...

### A CORNELL TEAM SCORED...

10+ Runs in a Game (3 games)	10, at Binghamton (4/21/2026 - W, 10-6)
15+ Runs in a Game (36 games)	15, vs. Princeton (5/3/2025 - G1 - W, 15-1)
20+ Runs in a Game (279 games)	27, at Towson (4/5/2017 - W, 27-14)
25+ Runs in a Game (279 games)	27, at Towson (4/5/2017 - W, 27-14)
30+ Runs in a Game (3,608 games)	44, vs. Union (4/24/1897 - W, 44-5)
5+ Runs in an Inning (24 games)	9, at Fordham (3/8/2026 - T6 - L, 11-16)
6+ Runs in an Inning (24 games)	9, at Fordham (3/8/2026 - T6 - L, 11-16)
7+ Runs in an Inning (24 games)	9, at Fordham (3/8/2026 - T6 - L, 11-16)
8+ Runs in an Inning (24 games)	9, at Fordham (3/8/2026 - T6 - L, 11-16)
9+ Runs in an Inning (24 games)	9, at Fordham (3/8/2026 - T6 - L, 11-16)
10+ Runs in an Inning (521 games)	12, at Harvard (4/10/2011 - G2 - T2 - W, 18-5)
11+ Runs in an Inning (521 games)	12, at Harvard (4/10/2011 - G2 - T2 - W, 18-5)
12+ Runs in an Inning (521 games)	12, at Harvard (4/10/2011 - G2 - T2 - W, 18-5)
13+ Runs in an Inning (1,739 games)	13, at New Orleans (3/4/1981 - G2 - T6 - L, 18-25 - 7 inn.)
14+ Runs in an Inning (3,608 games)	15, vs. Union (4/24/1897 - B2 - W, 44-5)
15+ Runs in an Inning (3,608 games)	15, vs. Union (4/24/1897 - B2 - W, 44-5)
10+ Runs in Consecutive Games (83 games)	18, at Penn (4/13/2024 - G2 - W, 18-11) 11, at Penn (4/14/2024 - W, 11-9)
10+ Runs in 3+ Straight Games (406 games)	15, at JMU (3/15/2014 - G1 - L, 15-16) 17, at JMU (3/15/2014 - G2 - W, 17-8) 14, at JMU (3/16/2014 - W, 14-8 - 10 inn.)
10+ Runs in 4+ Straight Games (3,490 games)	16, at Virginia (4/7/1902 - W, 16-10) 10, at Navy (4/9/1902 - W, 10-6) 11, vs. Rochester (4/12/1902 - W, 11-1) 12, vs. Niagara (4/19/1902 - W, 12-4) 10, vs. Columbia (4/26/1902 - W, 10-7)
15+ Runs in Consecutive Games (407 games)	15, at JMU (3/15/2014 - G1 - L, 15-16) 17, at JMU (3/15/2014 - G2 - W, 17-8)
20+ Runs in Consecutive Games (2,169 games)	27, vs. Syracuse (5/11/1886 - W, 27-0 - 7 inn.) 24, vs. Union (5/14/1886 - W, 24-4)

### A CORNELL TEAM RECORDED...

15+ Hits in a Game (24 games)	19, at Fordham (3/8/2026 - L, 11-16)
20+ Hits in a Game (58 games)	20, at Towson (3/15/2025 - G2 - W, 18-7 - 8 inn.)
25+ Hits in a Game (279 games)	28, at Towson (4/5/2017 - W, 27-14)
5+ Doubles in a Game (41 games)	5, at Harvard (4/20/2025 - W, 14-13)
6+ Doubles in a Game (123 games)	6, at Columbia (4/2/2023 - G2 - W, 13-8)
7+ Doubles in a Game (293 games)	7, at George Mason (3/12/2017 - W, 9-3)
8+ Doubles in a Game (408 games)	9, at James Madison (3/15/2014 - G1 - L, 15-16)
9+ Doubles in a Game (408 games)	9, at James Madison (3/15/2014 - G1 - L, 15-16)
2+ Triples in a Game (150 games)	3, vs. Dartmouth (4/23/2022 - G1 - W, 12-7)
3+ Triples in a Game (150 games)	3, vs. Dartmouth (4/23/2022 - G1 - W, 12-7)
4+ Triples in a Game (979 games)	4, at Bucknell (3/4/2000 - G2 - W, 8-6)
3+ Home Runs in a Game (3 games)	4, at Binghamton (4/21/2026 - W, 10-6)
4+ Home Runs in a Game (3 games)	4, at Binghamton (4/21/2026 - W, 10-6)
5+ Home Runs in a Game (36 games)	6, vs. Princeton (5/3/2025 - G1 - W, 15-1)
6+ Home Runs in a Game (36 games)	6, vs. Princeton (5/3/2025 - G1 - W, 15-1)
7+ Home Runs in a Game (90 games)	7, vs. Dartmouth (3/30/2024 - G2 - W, 17-2)
Leadoff Home Run (3 games)	Mason Barela, at Binghamton (4/21/2026 - W, 10-6)
Pinch-Hit Home Run (7 games)	Trent Lopez, vs. Binghamton (4/14/2026 - L, 4-11)
Back-to-Back Home Runs (37 games)	vs. Princeton (5/3/2025 - G1 - W, 15-1) Kyle Musser (3-run) & Mark Quatrani (solo) - B4
Back-to-Back-to-Back HRs (91 games)	vs. Dartmouth (3/30/2024 - G2 - W, 17-2) Mark Quatrani (grand slam), Matt Barnhorst (solo), Kevin Hager (solo)
Two Grand Slams in a Game (85 games)	at Penn (4/13/2024 - G2 - W, 18-11) Caden Wildman - T7 & T8
Drew 10+ Walks in a Game (44 games)	11, at Binghamton (4/15/2025 - L, 5-8)
Drew 15+ Walks in a Game (1,100 games)	16, at Bucknell (5/1/1996 - G1 - W, 18-3)
Zero Strikeouts in a Game (506 games)	vs. Brown (4/3/2011 - G1 - L, 2-5)
Hit by 3+ Pitches in a Game (7 games)	3, vs. Binghamton (4/14/2026 - L, 4-11)
Hit by 4+ Pitches in a Game (24 games)	5, at Fordham (3/8/2026 - L, 11-16)
Hit by 5+ Pitches in a Game (24 games)	5, at Fordham (3/8/2026 - L, 11-16)
Hit by 6+ Pitches in a Game (710 games)	7, at Penn (4/15/2006 - G2 - W, 23-10)
Hit by 7+ Pitches in a Game (710 games)	7, at Penn (4/15/2006 - G2 - W, 23-10)
4+ Stolen Bases in a Game (16 games)	4, vs. Harvard (3/29/2026 - G2 - W, 9-4)
5+ Stolen Bases in a Game (36 games)	5, vs. Princeton (5/3/2025 - G1 - W, 15-1)
6+ Stolen Bases in a Game (172 games)	7, at Coppin State (3/5/2022 - G2 - W, 14-5)
7+ Stolen Bases in a Game (172 games)	7, at Coppin State (3/5/2022 - G2 - W, 14-5)
8+ Stolen Bases in a Game (409 games)	9, at George Washington (3/9/2014 - G2 - W, 8-1)
9+ Stolen Bases in a Game (409 games)	9, at George Washington (3/9/2014 - G2 - W, 8-1)
10+ Stolen Bases in a Game (2,495 games)	10, vs. Sampson AFB (6/2/1952 - W, 8-3)

### A CORNELL PITCHING STAFF...

Threw No-Hitter (484 games)	Connor Kaufmann, vs. Dartmouth (4/1/2012 - W, 2-0)
Threw Combined No-Hitter (1,402 games)	Kerry Brooks (3 inn.), Rob Wilson (3 inn.), & Doug Petillo (1 inn.), vs. Rochester (4/5/1989 - G1 - W, 2-1)
Threw Perfect Game (1,933 games)	Gary Gronowski, vs. Oneonta (5/11/1976 - W, 1-0)
Held Opponent to One Hit (25 games)	at Fordham (3/7/2026 - G2 - W, 3-1)
Held Opponent to One Hit at Home (84 games)	vs. Princeton (4/30/2017 - W, 13-1)
Held Opponent to One Hit on Road (15 games)	at Fordham (3/7/2026 - G2 - W, 3-1)
Shutout Opponent (143 games)	at Brown (5/7/22 - G2 - W, 3-0)
Shutout in Ivy League Game (68 games)	at Brown (5/7/22 - G2 - W, 3-0)
Posted Consecutive Shutouts (1,504 games)	vs. Oneonta (5/2/1986 - G1 - W, 4-0 - 7 inn.) vs. Oneonta (5/2/1986 - G2 - W, 5-0 - 7 inn.)
Struck out 10+ Batters (4 games)	10, vs. Yale (4/18/2026 - G2 - L, 3-6)
Struck out 11+ Batters (15 games)	12, vs. Harvard (3/30/2026 - L, 3-16)
Struck out 12+ Batters (15 games)	12, vs. Harvard (3/30/2026 - L, 3-16)
Struck out 13+ Batters (32 games)	15, vs. Boston College (2/20/2026 - L, 1-9)
Struck out 14+ Batters (32 games)	15, vs. Boston College (2/20/2026 - L, 1-9)
Struck out 15+ Batters (32 games)	15, vs. Boston College (2/20/2026 - L, 1-9)
Struck out 16+ Batters (586 games)	18, at Princeton (4/29/2009 - W, 9-0)
Struck out 17+ Batters (586 games)	18, at Princeton (4/29/2009 - W, 9-0)
Struck out 18+ Batters (586 games)	18, at Princeton (4/29/2009 - W, 9-0)

### A CORNELL PITCHING STAFF ALLOWED...

10+ Runs in a Game (2 games)	16, at Brown (4/25/2026 - G1 - L, 4-16)
15+ Runs in a Game (2 games)	16, at Brown (4/25/2026 - G1 - L, 4-16)
20+ Runs in a Game (98 games)	20, at Georgetown (3/10/2024 - G2 - L, 0-20)
25+ Runs in a Game (811 games)	31, at UC Santa Barbara (3/25/2004 - L, 3-31)
30+ Runs in a Game (811 games)	31, at UC Santa Barbara (3/25/2004 - L, 3-31)
5+ Runs in an Inning (2 games)	6, at Brown (4/25/2026 - G1 - B6 - L, 4-16)
6+ Runs in an Inning (2 games)	6, at Brown (4/25/2026 - G1 - B6 - L, 4-16)
7+ Runs in an Inning (20 games)	7, at Princeton (3/21/2026 - G1 - B5 - L, 7-13)
8+ Runs in an Inning (24 games)	9, at Fordham (3/8/2026 - B3 - L, 11-16)
9+ Runs in an Inning (24 games)	9, at Fordham (3/8/2026 - B3 - L, 11-16)
10+ Runs in an Inning (99 games)	16, at Georgetown (3/10/2024 - G1 - B2 - L, 6-24)
15+ Runs in an Inning (99 games)	16, at Georgetown (3/10/2024 - G1 - B2 - L, 6-24)

### A CORNELL TEAM DEFENSIVELY...

Committed 4+ Errors (5 games)	4, vs. Yale (4/18/2026 - G1 - L, 5-16)
Committed 5+ Errors (24 games)	6, at Fordham (3/8/2026 - L, 11-16)
Committed 6+ Errors (24 games)	6, at Fordham (3/8/2026 - L, 11-16)
Committed 7+ Errors (1,075 games)	7, at Le Moyne (4/15/1997 - L, 8-14)
Committed 8+ Errors (1,135 games)	8, at Pacific (3/20/1996 - L, 7-18)
Committed 9+ Errors (1,275 games)	10, vs. Le Moyne (4/8/1992 - G1 - L, 3-19)
Committed 10+ Errors (1,275 games)	10, vs. Le Moyne (4/8/1992 - G1 - L, 3-19)
Turned 3+ Double Plays (45 games)	3, vs. Penn (4/14/2025 - L, 1-16)
Turned 4+ Double Plays (511 games)	4, vs. Penn (4/24/2011 - G2 - L, 2-10)
No Errors in 3+ Straight Games (0 games)	5 games (4/18/2026 - Present)
No Errors in 4+ Straight Games (0 games)	5 games (4/18/2026 - Present)
No Errors in 5+ Straight Games (0 games)	5 games (4/18/2026 - Present)

### A CORNELL TEAM...

Played to a Tie (241 games)	vs. Binghamton (4/10/2018 - T, 9-9 - 9.5 inn. - darkness)
Won in Extra Innings (1 game)	at Brown (4/25/2026 - G2 - W, 2-1 - 13 inn.)
Lost in Extra Innings (31 games)	at Northwestern (2/21/2026 - L, 5-6 - 11 inn.)
Consecutive Extra-Inning Games (253 games)	at Fordham (3/17/2018 - L, 3-4 - 10 inn.; W, 4-3 - 10 inn.)
Played 11-Plus Innings (1 game)	at Brown (4/25/2026 - G2 - W, 2-1 - 13 inn.)
Played 12-Plus Innings (1 game)	at Brown (4/25/2026 - G2 - W, 2-1 - 13 inn.)
Played 13-Plus Innings (1 game)	at Brown (4/25/2026 - G2 - W, 2-1 - 13 inn.)
Played 14-Plus Innings (378 games)	at Princeton (4/27/2014 - G2 - W, 4-2 - 14 inn.)
Played a Top-25 Team (65 games)	at #17 Duke (2/23/2025 - L, 1-18)
Defeated a Top-25 Team (67 games)	at #17 Duke (2/22/2025 - W, 11-8)
Swept Doubleheader (11 DHs)	vs. Brown (3/29/2025 - W, 9-6; W, 13-10 - 7 inn.)
Swept 3-Game Series (23 series)	vs. Dartmouth (3/30/2024 - 3/31/2024)
Swept 3-Game Ivy Series (18 series)	vs. Dartmouth (3/30/2024 - 3/31/2024)
Swept 4-Game Series (25 series)	at Maryland Eastern Shore (3/2/2012 - 3/4/2012)
Swept in Doubleheader (1 DHs)	vs. Yale (4/18/2026 - L, 5-16; L, 3-6)
Swept in 3-Game Series (2 series)	at Penn (4/11/2026 - 4/12/2026)
Swept in 3-Game Ivy Series (2 series)	at Penn (4/11/2026 - 4/12/2026)
Swept in 4-Game Series (9 series)	at Columbia (4/18/2015 - 4/19/2015)

*Shaded row denotes occurred during 2026 season*

## THE LAST TIME...

### A CORNELL INDIVIDUAL...

Scored 4+ Runs in a Game (63 games)	4, Caden Wildman, at UMBC (3/1/2025 - G2 - W, 16-13 - 7 inn.)
Scored 5+ Runs in a Game (279 games)	5, Will Simoneit, at Towson (4/5/2017 - W, 24-17)
Recorded 4+ Hits in a Game (24 games)	5, Mason Barela, at Fordham (3/8/2026 - L, 11-16)
Recorded 5+ Hits in a Game (24 games)	5, Mason Barela, at Fordham (3/8/2026 - L, 11-16)
Recorded 6+ Hits in a Game (279 games)	6, Trey Baur, at Towson (4/5/2017 - W, 24-17)
Recorded 2+ Doubles in a Game (10 games)	2, Mason Barela, at Penn (4/11/2026 - G1 - L, 3-7)
Recorded 3+ Doubles in a Game (161 games)	3, Max Jensen, vs. Yale (4/2/2022 - G2 - W, 12-9)
Recorded 2+ Triples in a Game (150 games)	2, Sam Kaplan, vs. Dartmouth (4/23/2022 - G1 - W, 12-7)
Recorded 3+ Triples in a Game (1,810 games)	3, Steve Caputi, vs. SUNY Cortland (4/30/1979 - W, 15-11)
Hit 2+ Home Runs in a Game (14 games)	2, Kevin Hager, at Army (3/31/2026 - L, 6-12)
Hit 3+ Home Runs in a Game (300 games)	3, Dale Wickham, vs. Princeton (4/30/2016 - G1 - W, 4-3)
Hit a Grand Slam in a Game (24 games)	TJ Swidorski, at Fordham (3/8/2026 - L, 11-16)
Hit 2+ Grand Slams in a Game (84 games)	Caden Wildman, at Penn (4/13/2024 - G2 - W, 18-11)
Recorded 5+ RBI in a Game (52 games)	5, Mark Quatrani, vs. Brown (3/29/2025 - G1 - W, 9-6)
Recorded 6+ RBI in a Game (58 games)	8, Ryan Porter, at Towson (3/15/2025 - G2 - W, 18-7 - 8 inn.)
Recorded 7+ RBI in a Game (58 games)	8, Ryan Porter, at Towson (3/15/2025 - G2 - W, 18-7 - 8 inn.)
Recorded 8+ RBI in a Game (58 games)	8, Ryan Porter, at Towson (3/15/2025 - G2 - W, 18-7 - 8 inn.)
Drew 3+ Walks in a Game (23 games)	3, Caden Wildman, at VMI (3/14/2026 - G1 - W, 7-4)
Drew 4+ Walks in a Game (222 games)	4, Justin Taylor, at Baylor (2/23/2019 - L, 3-10)
Drew 5+ Walks in a Game (1,829 games)	5, Steve Caputi, at Hawai'i-Hilo (3/21/1979 - W, 9-8)
Stole 2+ Bases in a Game (8 games)	2, Luke Johnson, at Penn (4/12/2026 - L, 5-6)
Stole 3+ Bases in a Game (16 games)	3, Luke Johnson, vs. Harvard (3/29/2026 - G2 - W, 9-4)
Stole 4+ Bases in a Game (409 games)	6, Tom D'Alessandro, at George Washington (3/9/2014 - G2 - W, 8-1)
Stole 5+ Bases in a Game (409 games)	6, Tom D'Alessandro, at George Washington (3/9/2014 - G2 - W, 8-1)
Stole 6+ Bases in a Game (409 games)	6, Tom D'Alessandro, at George Washington (3/9/2014 - G2 - W, 8-1)
Hit by 2+ Pitches in a Game (7 games)	2, Jake Hower, vs. Binghamton (4/14/2026 - L, 4-11)
Hit by 3+ Pitches in a Game (639 games)	3, Mickey Brodsky, vs. Harvard (4/8/2008 - G2 - L, 1-2)
Recorded Walk-Off Win (81 games)	John Quinlan (two-run double), vs. Yale (4/20/2024 - W, 10-9 - 10 inn.)
Recorded Walk-Off Home Run (190 games)	Will Simoneit (3-run), vs. Penn (4/28/2019 - W, 8-7)
Lost Game on Walk-Off (8 games)	Nick Spaventa (RBI single), at Penn (4/12/2026 - L, 5-6)
Lost Game on Walk-Off Home Run (21 games)	Bradley Garner (3-run HR), at VMI (3/15/2026 - L, 4-7)
Recorded 10-Game Hit Streak	10 games, John Quinlan (2025)
Recorded 15-Game Hit Streak	20 games, Max Jensen (2024-25)
Recorded 20-Game Hit Streak	20 games, Max Jensen (2024-25)
Recorded 15-Game On-Base Streak	20 games, Kevin Hager (2025-26) 19 games, Owen Carlson (2025-26)
Recorded 20-Game On-Base Streak	20 games, Kevin Hager (2025-26)
Recorded 30-Game On-Base Streak	35 games, John Quinlan (2024-25)
Recorded 40-Game On-Base Streak	42 games, Nathan Waugh (2023-24)

### A CORNELL PITCHER...

Threw 7-Inning No-Hitter (484 games)	Connor Kaufmann, vs. Dartmouth (4/1/2012 - W, 2-0)
Threw 9-Inning No-Hitter (2,218 games)	Larry Rafalski, vs. Hartwick (4/25/1968 - W, 7-0)
Threw Perfect Game (1,933 games)	Gary Gronowski, vs. Oneonta (5/11/1976 - W, 1-0) - 7-inning game
Threw 7-Inning Complete Game (269 games)	Tim Willittes, vs. Penn (4/22/2017 - G1 - L, 0-5)
Threw 7-Inning Complete Game Shutout (340 games)	Brian McAfee, vs. Princeton (4/26/2015 - G1 - W, 10-0)
Threw 9-Inning Complete Game (143 games)	Luke Yacinich, at Brown (5/7/2022 - G1 - W, 3-0) - 111 pitches
Threw 9-Inning Complete Game Shutout (143 games)	Luke Yacinich, at Brown (5/7/2022 - G1 - W, 3-0) - 111 pitches
Pitched 3+ Scoreless IP of Relief (0 games)	Michael Tight (4.0 IP), at Brown (4/26/2026 - W, 8-3) - 62 pitches
Pitched 3+ Hitless IP of Relief (4 games)	Ross Yoshida (5.1 IP), vs. Yale (4/17/2026 - W, 5-3) - 72 pitches
Pitched 4+ Scoreless IP of Relief (0 games)	Michael Tight (4.0 IP), at Brown (4/26/2026 - W, 8-3) - 62 pitches
Pitched 4+ Hitless IP of Relief (4 games)	Ross Yoshida (5.1 IP), vs. Yale (4/17/2026 - W, 5-3) - 72 pitches
Pitched 5+ Scoreless Innings of Relief (4 games)	Ross Yoshida (5.1 IP), vs. Yale (4/17/2026 - W, 5-3) - 72 pitches
Pitched 5+ Hitless Innings of Relief (4 games)	Ross Yoshida (5.1 IP), vs. Yale (4/17/2026 - W, 5-3) - 72 pitches
Struck out 10+ Batters (297 games)	10, Justin Lewis, at Navy (3/4/2017 - G2 - L, 7-8)
Struck out 11+ Batters (328 games)	13, Tim Willittes, at Bucknell (3/19/2016 - G2 - W, 5-2)
Struck out 12+ Batters (328 games)	13, Tim Willittes, at Bucknell (3/19/2016 - G2 - W, 5-2)
Struck out 13+ Batters (328 games)	13, Tim Willittes, at Bucknell (3/19/2016 - G2 - W, 5-2)
Struck out 14+ Batters (831 games)	15, Chris Schutt, at Columbia (4/19/2003 - G2 - W, 7-1)
Struck out 15+ Batters (831 games)	15, Chris Schutt, at Columbia (4/19/2003 - G2 - W, 7-1)

*Shaded row denotes occurred during 2026 season*

### PLAYER PERFORMANCES

MULTI-HIT GAMES	2026	REC	CAREER	REC
Ashkinos	—	0-0	6	5-1
Barclay	2	0-2	2	0-2
Barela	8	3-5	8	3-5
Beaulieu	3	2-1	3	2-1
Callaway	—	0-0	—	0-0
Carlson	9	3-6	20	8-12
Dillon	1	1-0	1	1-0
Hager	9	3-6	22	10-12
Hower	8	4-4	8	4-4
L. Johnson	10	6-4	18	11-7
Lopez	—	0-0	—	0-0
Marko	—	0-0	—	0-0
Shin	1	0-1	1	0-1
Swidorski	8	5-3	18	7-11
Urofsky	—	0-0	—	0-0
Walters	—	0-0	—	0-0
Wildman	9	4-5	26	15-11

MULTI-RBI GAMES	2026	REC	CAREER	REC
Ashkinos	—	0-0	3	1-2
Barclay	—	0-0	—	0-0
Barela	1	1-0	3	1-2
Beaulieu	4	2-2	4	2-2
Callaway	—	0-0	—	0-0
Carlson	3	1-2	4	2-2
Dillon	—	0-0	—	0-0
Hager	2	0-2	9	5-4
Hower	5	2-3	5	2-3
L. Johnson	2	1-1	7	4-3
Lopez	2	1-1	2	1-1
Marko	—	0-0	—	0-0
Shin	1	1-0	1	1-0
Swidorski	6	4-2	12	7-5
Urofsky	—	0-0	—	0-0
Walters	—	0-0	—	0-0
Wildman	4	3-1	13	10-3

QUALITY STARTS	2026	REC	CAREER	REC
Biben	—	0-0	—	0-0
Foster	—	0-0	—	0-0
Gerfen	—	0-0	—	0-0
Hamill	1	1-0	6	5-1
Hegarty	—	0-0	—	0-0
Holcombe	2	1-1	5	3-2
Houghton	—	0-0	—	0-0
Jennewein	—	0-0	—	0-0
B. Johnson	—	0-0	—	0-0
Keene	—	0-0	—	0-0
Keller	—	0-0	5	3-2
Magill	—	0-0	—	0-0
Mayfield	—	0-0	4	1-3
McHugh	—	0-0	—	0-0
Niemiec	—	0-0	—	0-0
Ramos	—	0-0	—	0-0
Shea	—	0-0	—	0-0
Silva	—	0-0	—	0-0
Siwinski	—	0-0	—	0-0
Stoyer	—	0-0	—	0-0
Tight	—	0-0	—	0-0
Van Sice	1	1-0	1	1-0
Yoshida	—	0-0	—	0-0

*NOTE: Records include at previous institution*

## GAME-BY-GAME INFORMATION

DATE	OPPONENT	SCORE/ TIME (ET)	CORNELL				OPPONENT				REC	IVY	POS	GB	WIN	LOSS	SAVE	TIME	ATT.
			R	H	E	LOB	R	H	E	LOB									
2/20	vs. Northwestern	L, 5-13	5	12	1	10	13	14	0	9	0-1	—	—	—	Hliboki (1-1)	<b>Mayfield (0-1)</b>	Bridges (1)	3:31	—
2/20	vs. Boston College	L, 1-9	1	2	3	2	9	14	0	11	0-2	—	—	—	Colarusso (1-0)	<b>Holcombe (0-1)</b>	—	3:14	—
2/22	vs. Northwestern	L, 7-8 (11 inn.)	5	8	0	10	6	8	2	15	0-3	—	—	—	DeLoreto (1-0)	<b>Shea (0-1)</b>	—	3:52	—
2/23	vs. Boston College	L, 6-7	6	6	0	5	7	9	1	5	0-4	—	—	—	Hartsell (1-0)	<b>Keller (0-1)</b>	Kwiatkowski (1)	2:31	—
2/27	at Richmond	L, 6-9	6	13	3	5	9	10	0	7	0-5	—	—	—	Smith (1-1)	<b>Mayfield (0-2)</b>	—	2:40	152
2/28	at Richmond	L, 3-11	3	10	3	5	11	13	2	8	0-6	—	—	—	Giordano (3-0)	<b>Holcombe (0-2)</b>	Topolski (2)	2:46	282
3/1	at Richmond	L, 2-12 (8 inn.)	2	10	1	10	12	14	2	7	0-7	—	—	—	Gruber (2-1)	<b>Hamill (0-1)</b>	—	2:34	215
3/7	at Fordham	L, 2-7	2	8	0	7	7	9	0	7	0-8	—	—	—	Elson (2-1)	<b>Mayfield (0-3)</b>	Cawley (1)	2:34	—
3/7	at Fordham	W, 3-1	3	6	1	4	1	1	1	4	1-8	—	—	—	<b>Hegarty (1-0)</b>	Hanawalt (0-3)	<b>Foster (1)</b>	2:26	468
3/8	at Fordham	L, 11-16	11	19	6	12	16	11	1	9	1-9	—	—	—	Kapica (2-1)	<b>Shea (0-2)</b>	—	3:22	322
3/14	at VMI	W, 7-4	7	11	1	7	4	6	1	4	2-9	—	—	—	<b>Mayfield (1-3)</b>	Dhein (2-1)	<b>Foster (2)</b>	3:00	256
3/14	at VMI	L, 0-8	0	4	3	9	8	5	0	12	2-10	—	—	—	Dhein (2-1)	<b>Holcombe (0-3)</b>	—	3:02	256
3/15	at VMI	L, 4-7	4	12	0	9	7	8	0	6	2-11	—	—	—	Baker (4-0)	<b>Foster (0-1)</b>	—	2:49	301
3/21	at Princeton	L, 7-13	7	9	1	10	13	15	1	7	2-12	0-1	T-5th	-1.0	Kim (1-2)	<b>Mayfield (1-4)</b>	—	2:56	155
3/21	at Princeton	L, 0-12	0	3	4	8	12	13	1	6	2-13	0-2	T-7th	-2.0	Beasley (2-0)	<b>Holcombe (0-4)</b>	Eaton (1)	2:45	155
3/22	at Princeton	W, 6-3	6	8	1	7	3	6	0	7	3-13	1-2	T-5th	-2.0	<b>Hegarty (2-0)</b>	Penney (0-3)	<b>Foster (3)</b>	2:44	224
<b>3/29 HARVARD</b>	<b>L, 1-2</b>	1	4	0	6	2	2	0	4	3-14	1-3	T-6th	-3.0	Colasante (2-4)	<b>Yoshida (0-1)</b>	Gable (2)	2:21	174	
<b>3/29 HARVARD</b>	<b>W, 9-4</b>	9	7	1	5	4	8	3	7	4-14	2-3	T-5th	-2.5	<b>Van Sice (1-0)</b>	Alagheband (0-2)	—	2:30	229	
<b>3/30 HARVARD</b>	<b>L, 3-16</b>	3	9	2	10	16	13	0	7	4-15	2-4	T-6th	-3.0	Abler (1-2)	<b>Hamill (0-2)</b>	McHugh (1)	3:00	128	
3/31	at Army	L, 6-12	6	13	0	7	12	11	1	13	4-16	—	—	—	Donecea (2-0)	<b>Keller (0-2)</b>	Delph (1)	3:06	502
<b>4/3 DARTMOUTH</b>	<b>W, 8-1</b>	8	14	0	7	1	6	0	7	5-16	3-4	T-5th	-2.5	<b>Holcombe (1-4)</b>	Dumsky (0-3)	<b>Yoshida (1)</b>	2:30	138	
<b>4/4 DARTMOUTH</b>	<b>W, 4-2</b>	4	7	0	6	2	5	1	4	6-16	4-4	T-4th	-2.0	<b>Hegarty (3-0)</b>	Isler (0-3)	—	2:15	162	
<b>4/4 DARTMOUTH</b>	<b>L, 0-15</b>	0	1	0	4	15	14	1	12	6-17	4-5	T-5th	-3.0	Kugler (2-0)	<b>Van Sice (1-1)</b>	—	3:20	208	
4/11	at Penn	L, 3-7	3	7	1	9	7	10	0	10	6-18	4-6	T-5th	-3.0	Coyne (4-3)	<b>Holcombe (1-5)</b>	—	3:02	229
4/11	at Penn	L, 5-14	5	10	3	9	14	14	2	12	6-19	4-7	T-6th	-4.0	Moss (3-1)	<b>Van Sice (1-2)</b>	—	2:58	353
4/12	at Penn	L, 5-6	5	10	0	9	6	6	0	8	6-20	4-8	T-6th	-5.0	Shurtleff (4-2)	<b>Foster (0-2)</b>	—	2:50	352
<b>4/14 BINGHAMTON</b>	<b>L, 4-11</b>	4	5	0	6	11	9	0	9	6-21	—	—	—	Taylor (1-0)	<b>Ramos (0-1)</b>	—	3:07	118	
<b>4/17 YALE</b>	<b>W, 5-3</b>	5	11	0	6	3	3	0	6	7-21	5-8	T-6th	-4.0	<b>Yoshida (1-1)</b>	Cohen (4-3)	—	2:34	128	
<b>4/18 YALE</b>	<b>L, 5-16</b>	5	11	4	7	16	12	1	9	7-22	5-9	T-7th	-5.0	Ohman (3-1)	<b>Holcombe (1-6)</b>	Winslow (1)	3:26	207	
<b>4/18 YALE</b>	<b>L, 3-6</b>	3	6	0	5	6	8	1	4	7-23	5-10	8th	-6.0	Evans (5-1)	<b>Hamill (0-3)</b>	Spadaccini (2)	2:17	274	
4/21	at Binghamton	W, 10-6	10	10	0	4	6	9	0	8	8-23	—	—	—	<b>Ramos (1-1)</b>	Bates (0-1)	—	2:49	148
4/25	at Brown	L, 4-16	4	5	0	14	16	13	1	12	8-24	5-11	8th	-6.5	Piwnicki (2-1)	<b>Holcombe (1-7)</b>	—	3:21	165
4/25	at Brown	W, 2-1 (13 inn.)	2	10	0	12	1	8	1	9	9-24	6-11	T-7th	-5.5	<b>Yoshida (2-1)</b>	Wilmarth (0-1)	<b>Hamill (1)</b>	3:17	130
4/26	at Brown	W, 8-3	8	14	0	10	3	7	5	8	10-24	7-11	T-6th	-5.0	<b>Hamill (1-3)</b>	Reid (4-3)	<b>Tight (1)</b>	2:42	190
<b>4/28 BUCKNELL</b>	GAME CANCELED																		
<b>5/2 COLUMBIA</b>	<b>11:30 a.m.</b>																		
<b>5/2 COLUMBIA</b>	<b>2:30 p.m.</b>																		
<b>5/3 COLUMBIA</b>	<b>12 p.m.</b>																		
5/5	at Binghamton	6:30 p.m.																	

2026 CORNELL BASEBALL TV / PHOTO ROSTER



**1**  
**CADEN CALLAWAY**  
INF/OF • R/R • Fr.  
Kingwood, Texas



**2**  
**MASON BARELA**  
C/INF • R/R • So.  
Jupiter, Fla.



**3**  
**ETHAN VAN SICE**  
RHP • R/R • Jr.  
Arlington, Va.




**4**  
**CADEN WIDMAN**  
OF • R/R • Sr.  
Woodbury, Minn.



**5**  
**TYLER BEAULIEU**  
OF • R/R • So.  
Berwyn, Pa.



**6**  
**ETHAN MCHUGH**  
RHP • R/R • Sr.  
Lebanon, N.J.



**7**  
**LUKE JOHNSON**  
INF • R/R • Jr.  
Coto de Casa, Calif.




**8**  
**RYAN DILLON**  
C • R/R • So.  
Marlborough, Mass.



**9**  
**GRAHAM BIBEN**  
RHP • R/R • Jr.  
New York, N.Y.



**11**  
**MATTHEW WALTERS**  
OF • R/R • Sr.  
Granbury, Texas



**12**  
**SAM KEENE**  
LHP • L/L • So.  
Cohasset, Mass.



**13**  
**ETHAN HAMILL**  
RHP • R/R • Sr.  
Chester, Va.



**14**  
**KEVIN HAGER**  
INF • R/R • Jr.  
Berkeley Heights, N.J.



**15**  
**OWEN CARLSON**  
INF • L/R • Jr.  
Los Angeles, Calif.



**16**  
**NOAH KELLER**  
LHP • L/L • Sr.  
Goodrich, Mich.



**17**  
**GUS MAGILL**  
RHP • R/R • So.  
New York, N.Y.



**18**  
**TJ SWIDORSKI**  
INF • R/R • Sr.  
Woodbury, Minn.



**19**  
**BRAEDEN JOHNSON**  
LHP • L/L • So.  
Unadilla, N.Y.



**20**  
**TRENT LOPEZ**  
OF • R/R • Fr.  
Chevy Chase, Md.



**21**  
**JOHN GERFEN**  
LHP • R/L • Sr.  
Brewster, N.Y.



**22**  
**JOHN HEGARTY**  
RHP • L/R • So.  
Needham, Mass.



**23**  
**JAYDEN SHIN**  
INF • L/R • So.  
Pennington, N.J.



**25**  
**BECK UROFSKY**  
INF • R/R • Sr.  
Silver Spring, Md.



**26**  
**AIDEN BARCLAY**  
INF/OF • R/R • Fr.  
Dover, Mass.



**28**  
**MAX FOSTER**  
RHP • R/R • Jr.  
Bethel, Conn.



**29**  
**WILL SIWINSKI**  
LHP • L/L • So.  
San Francisco, Calif.



**30**  
**ANDREW HOUGHTON**  
LHP • L/L • Jr.  
Portsmouth, N.H.



**31**  
**CONNOR NIEMIEC**  
RHP • R/R • Fr.  
Westfield, Mass.



**32**  
**CARSON MAYFIELD**  
RHP • R/R • Sr.  
Annandale, Va.



**33**  
**TONY SILVA**  
RHP • R/R • Fr.  
Danvers, Mass.



**34**  
**ROSS YOSHIDA**  
RHP • R/R • Fr.  
Orchard Park, N.Y.



**35**  
**ALEX STOYER**  
RHP • R/R • Fr.  
Stewart Manor, N.Y.



**36**  
**NATHANIEL JENNEW EIN**  
LHP • R/L • Jr.  
Tampa, Fla.



**37**  
**HUXLEY HOLCOMBE**  
LHP • L/L • Jr.  
Worcester, Mass.



**40**  
**JAKE HOWER**  
OF • R/R • Fr.  
Erie, Pa.



**41**  
**JACKSON MARKO**  
C • R/R • Sr.  
Syracuse, N.Y.



**42**  
**JOSH SHEA**  
RHP • R/R • Sr.  
Cortlandt Manor, N.Y.



**43**  
**MICHAEL TIGHT**  
RHP • R/R • Fr.  
Lighthouse Point, Fla.



**44**  
**TROY ASHKINOS**  
OF • R/R • So.  
New York, N.Y.



**45**  
**TAVIAN RAMOS**  
RHP • R/R • So.  
Neenah, Wis.



**24**  
**DAN PEPICELLI**  
Head Coach  
11th season



**27**  
**JOHN TOPPA**  
Assistant Coach  
5th season



**38**  
**KYLE CANAVALLY**  
Assistant Coach  
1st season



**39**  
**McGWIRE TUFFY**  
Assistant Coach  
1st season



**GRACE DeSTEFANO**  
Athletic Trainer  
4th season



**CHRIS VAN ALSTYNE**  
Strength & Conditioning  
2nd season