

CORNELL BIG RED

2026 BASEBALL GAME NOTES

6 IVY LEAGUE REGULAR-SEASON CHAMPIONSHIPS | 7 ALL-AMERICANS | 60 FIRST TEAM ALL-IVY SELECTIONS

2026 SCHEDULE

CU Rk	Opp Rk	Opponent (TV)	Time / Result
FEBRUARY (0-6)			
HUB CITY INVITATIONAL (Spartanburg, S.C.)			
20	—	vs. Northwestern (DH)	L, 5-13
20	—	vs. Boston College (DH)	L, 1-9
21	—	vs. Northwestern	L, 5-6 (11 inn.)
22	—	vs. Boston College	L, 6-7
27	—	at Richmond	L, 6-9
28	—	at Richmond	L, 3-11
MARCH (4-10, 2-4 IVY)			
1	—	at Richmond	L, 2-12 (8 inn.)
7	—	at Fordham (DH)	L, 2-7
7	—	at Fordham (DH)	W, 3-1
8	—	at Fordham	L, 11-16
14	—	at VMI (DH)	W, 7-4
14	—	at VMI (DH)	L, 0-8
15	—	at VMI	L, 4-7
21	—	at Princeton* (DH)	L, 7-13
21	—	at Princeton* (DH)	L, 0-12
22	—	at Princeton*	W, 6-3
29	—	HARVARD* (DH)	L, 1-2
29	—	HARVARD* (DH)	W, 9-4
30	—	HARVARD*	L, 3-16
31	—	at Army	L, 6-12
APRIL (4-7, 3-6 IVY)			
3	—	DARTMOUTH*	W, 8-1
4	—	DARTMOUTH* (DH)	W, 4-2
4	—	DARTMOUTH* (DH)	L, 0-15
11	—	at Penn* (DH)	L, 3-7
11	—	at Penn* (DH)	L, 5-14
12	—	at Penn*	L, 5-6
14	—	BINGHAMTON	L, 4-11
18	—	YALE* (DH) (ESPN+)	W, 5-3
18	—	YALE* (DH) (ESPN+)	L, 5-16
19	—	YALE* (ESPN+)	L, 3-6
21	—	at Binghamton (ESPN+)	W, 10-6
25	—	at Brown* (DH) (ESPN+)	11:30 a.m.
25	—	at Brown* (DH) (ESPN+)	2:30 p.m.
26	—	at Brown* (ESPN+)	12 p.m.
28	—	BUCKNELL (ESPN+)	3:30 p.m.
MAY			
2	—	COLUMBIA* (DH) (ESPN+)	11:30 a.m.
2	—	COLUMBIA* (DH) (ESPN+)	2:30 p.m.
3	—	COLUMBIA* (DH) (ESPN+)	12 p.m.
5	—	at Binghamton (ESPN+)	6:30 p.m.

All game times Eastern, subject to change
 * - Denotes Ivy League contest
Bold Red CAPS denotes home game



MEDIA CONTACT

MARSHALL HAIM

Assistant Director of Athletic Communications

✉ mh2348@cornell.edu

☎ (716) 465-4945 (mobile)

THE MATCHUP



CORNELL BIG RED

Overall Record: 8-23 (.258)

Ivy League Record: 5-10 (.333)

Head Coach: Dan Pepicelli

Cornell Record: 121-212-1 (.364) | 10th season

Career Record: 342-389-3 (.468) | 22nd season



BROWN BEARS

Overall Record: 18-14 (.563)

Ivy League Record: 10-4 (.714)

Head Coach: Frank Holbrook

Brown Record: 18-14 (.563) | 1st season

Career Record: 135-65-1 (.674) | 6th season

GAME INFORMATION

SATURDAY (DH)



Play-by-Play: Scott Cordischi

Stats: cornellbigred.com

FORECASTS

☁ 51° ☀ 7:37

Temperature: 54° high | 39° low

Forecast: Cloudy

Winds: ENE 5-10 mph



Play-by-Play: Scott Cordischi

Stats: cornellbigred.com

☁ 52° ☀ 7:37

Temperature: 54° high | 39° low

Forecast: Cloudy

Winds: ESE 5-10 mph

PROBABLE STARTING PITCHERS

LHP **Huxley Holcombe** (1-6, 4.68)

RHP **Peter Dubie** (3-4, 4.29)

RHP **John Hegarty** (3-0, 2.88)

RHP **Drew Nelson** (5-2, 4.44)

SUNDAY



Play-by-Play: Scott Cordischi

Stats: cornellbigred.com

FORECAST

☁ 52° ☀ 7:38

Temperature: 56° high | 40° low

Forecast: Mostly cloudy

Winds: ENE 10-15 mph

FIRST PITCH

▶ Looking to carry over its offensive production from Tuesday night's victory over Central New York rival Binghamton, the Cornell baseball team (8-23, 5-10 Ivy League) travels to Providence for its penultimate Ivy League series of the season against Brown (18-14, 10-4 Ivy League), as the Bears look to regain first place in the standings.

▶ The series begins Saturday with a doubleheader at 11:30 a.m. before concluding Sunday at noon. All three games will stream live on ESPN+ with Scott Cordischi on the call.

LAST TIME OUT

▶ Cornell snapped Binghamton's 11-game winning streak — the longest active streak in Division I baseball at the time — with a **season-high four home runs and five shutout innings from five relievers** in a 10-6 victory Tuesday night at the Bearcats Baseball Complex in Vestal, N.Y.

▶ Sophomore catcher **MASON BARELA** opened the game with a leadoff home run on the game's first pitch — the **first leadoff homer hit by the Big Red since JAKOBI DAVIS '25 on April 20, 2025, at Harvard** — before sophomore left fielder **TYLER BEAULIEU** and freshman designated hitter **TRENT LOPEZ** hit three-run home runs in the third and fourth innings, respectively. Senior shortstop **TJ SWIDORSKI** added a two-out solo shot in the ninth.

▶ The **four-home run game was the Big Red's most home runs in a game since hitting six against Princeton on May 3, 2025**, at Booth Field. It was also the **most home runs by Cornell in a road game since the nightcap of a March 15, 2025, doubleheader at Towson** when it also had four home runs.

▶ Senior left-hander **NOAH KELLER**, sophomore southpaw **BRAEDEN JOHNSON**, sophomore right-hander **TAVIAN RAMOS** and freshmen right-handers **MICHAEL TIGHT** and **ROSS YOSHIDA** combined to allow just one hit over the final five innings and collect seven of the Big Red's nine strikeouts.

▶ In last weekend's series against Ivy League-leading Yale, the Big Red went 1-2 in the three-game series at Booth Field. Behind 5.1 hitless, scoreless innings of relief from Yoshida, who earned his first collegiate victory, the Big Red defeated the Bulldogs, 5-3, on Friday to **win its series-opening game against Yale for the sixth consecutive season**. After trailing 3-2 entering the fourth, Lopez's leadoff home run tied the game and senior center fielder **CADEN WILDMAN**'s fifth-inning RBI single proved to be the difference.

▶ Yale claimed the series behind a doubleheader sweep last Saturday, scoring 11 unanswered runs in the final four innings to claim a 16-5 victory after Cornell had rallied from a 5-0 deficit to tie the game at 5-5. Beaulieu and Wildman each had three-hit games for the Big Red.

▶ In the nightcap, Yale's Tate Evans limited the Big Red's offense to just three runs on six hits over his eight-inning start in the Bulldogs' 6-3 series-clinching win. Sophomore first baseman **JAYDEN SHIN** went 3-for-3 and Beaulieu hit a 412-foot solo home run in the setback for Cornell.

2026 CORNELL BASEBALL ROSTER

#	NAME	POS	B/T	HT	WT	YR	HOMETOWN / HIGH SCHOOL (PREVIOUS SCHOOL)
1	Caden Callaway	INF/OF	R/R	5-7	182	Fr.	Kingwood, Texas / Kingwood HS
2	Mason Barela	C/INF	R/R	5-8	202	So.	Jupiter, Fla. / Jupiter
3	Ethan Van Sice	RHP	R/R	5-9	184	Jr.	Arlington, Va. / Gonzaga College [D.C.]
4	Caden Wildman	OF	R/R	6-3	219	Jr.	Woodbury, Minn. / East Ridge
5	Tyler Beaulieu	OF	R/R	6-1	182	So.	Berwyn, Pa. / Episcopal Academy
6	Ethan McHugh	RHP	R/R	5-9	176	Sr.	Annandale, N.J. / North Hunterdon
7	Luke Johnson	INF	R/R	6-1	197	Jr.	Coto de Caza, Calif. / Santa Margarita Catholic
8	Ryan Dillon	C	R/R	6-1	197	So.	Marlborough, Mass. / Marlborough
9	Graham Biben	RHP	R/R	6-0	204	Jr.	New York, N.Y. / Riverdale Country School
11	Matthew Walters	OF	R/R	5-11	202	Sr.	Granbury, Texas / Granbury
12	Sam Keene	LHP	L/L	6-4	207	So.	Cohasset, Mass. / Boston College HS
13	Ethan Hamill	RHP	R/R	6-3	193	Sr.	Chester, Va. / Thomas Dale
14	Kevin Hager	INF	R/R	6-0	200	Jr.	Berkeley Heights, N.J. / Delbarton School
15	Owen Carlson	INF	L/R	5-11	187	Jr.	Los Angeles, Calif. / Harvard-Westlake School
16	Noah Keller	LHP	L/L	6-1	206	Sr.	Goodrich, Mich. / Goodrich
17	Gus Magill	RHP	R/R	6-0	205	So.	New York, N.Y. / Fordham Preparatory School
18	TJ Swidorski	INF/RHP	R/R	6-0	183	Sr.	Woodbury, Minn. / East Ridge
19	Braeden Johnson	LHP	L/L	6-4	227	So.	Otego, N.Y. / Unatego
20	Trent Lopez	OF	R/R	5-10	191	Fr.	Chevy Chase, Md. / Bethesda-Chevy Chase HS
21	John Gerfen	LHP	R/L	6-0	209	Sr.	Brewster, N.Y. / Brewster
22	John Hegarty	RHP	L/R	6-5	215	So.	Needham, Mass. / St. Mark's School
23	Jayden Shin	INF	L/R	6-2	198	So.	Pennington, N.J. / Hopewell Valley
25	Beck Urofsky	INF	R/R	6-4	225	Sr.	Silver Spring, Md. / Bethesda-Chevy Chase
26	Aiden Barclay	INF/OF	R/R	6-3	218	Fr.	Dover, Mass. / Deerfield Academy
28	Max Foster	RHP	R/R	6-3	211	Jr.	Bethel, Conn. / Bethel
29	Will Siwinski	LHP	R/L	6-3	198	So.	San Francisco, Calif. / St. Ignatius College Prep
30	Andrew Houghton	LHP	L/L	6-3	206	Jr.	Portsmouth, N.H. / Phillips Exeter Academy (UMass)
31	Connor Niemiec	RHP	R/R	6-1	227	Fr.	Westfield, Mass. / Deerfield Academy
32	Carson Mayfield	RHP	R/R	6-5	228	Sr.	Annandale, Va. / Bishop O'Connell
33	Tony Silva	RHP	R/R	6-3	207	Fr.	Danvers, Mass. / The Governor's Academy
34	Ross Yoshida	RHP	R/R	6-0	220	Fr.	Orchard Park, N.Y. / Nichols School
35	Alex Stoyer	RHP	R/R	6-4	225	Fr.	Stewart Manor, N.Y. / Chaminade HS
36	Nathaniel Jennewein	LHP	R/L	5-11	184	Jr.	Tampa, Fla. / T.R. Robinson
37	Huxley Holcombe	LHP	L/L	6-6	193	Jr.	Worcester, Mass. / Worcester Academy
40	Jake Hower	OF	R/R	6-0	198	Fr.	Erie, Pa. / McDowell HS
41	Jackson Marko	C	R/R	5-10	168	Sr.	Syracuse, N.Y. / Christian Brothers Academy
42	Josh Shea	RHP	R/R	5-11	174	Sr.	Cortlandt Manor, N.Y. / Hendrick Hudson
43	Michael Tight	RHP	R/R	6-3	208	Fr.	Lighthouse Point, Fla. / St. Andrew's School
44	Troy Ashkinos	OF/C	R/R	6-3	209	So.	New York, N.Y. / Trinity-Pawling School (Wesleyan)
45	Tavian Ramos	RHP	R/R	6-2	194	So.	Neenah, Wis. / Neenah HS

PITCHERS (23)		
3	Ethan Van Sice	R/R Jr.
6	Ethan McHugh	R/R Sr.
9	Graham Biben	R/R Jr.
12	Sam Keene	L/L So.
13	Ethan Hamill	R/R Sr.
16	Noah Keller	L/L Sr.
17	Gus Magill	R/R So.
19	Braeden Johnson	L/L So.
21	John Gerfen	R/L Sr.
22	John Hegarty	L/R So.
28	Max Foster	R/R Jr.
29	Will Siwinski	R/L So.
30	Andrew Houghton	L/L Jr.
31	Connor Niemiec	R/R Fr.
32	Carson Mayfield	R/R Sr.
33	Tony Silva	R/R Fr.
34	Ross Yoshida	R/R Fr.
35	Alex Stoyer	R/R Fr.
36	Nathaniel Jennewein	R/L Jr.
37	Huxley Holcombe	L/L Jr.
42	Josh Shea	R/R Sr.
43	Michael Tight	R/R Fr.
45	Tavian Ramos	R/R So.

CATCHERS (3)		
2	Mason Barela	R/R So.
8	Ryan Dillon	R/R So.
41	Jackson Marko	R/R Jr.

INFELDERS (8)		
1	Caden Callaway	R/R Fr.
7	Luke Johnson	R/R Jr.
14	Kevin Hager	R/R Jr.
15	Owen Carlson	L/R Jr.
18	TJ Swidorski	R/R Sr.
23	Jayden Shin	L/R So.
25	Beck Urofsky	R/R Sr.
26	Aiden Barclay	R/R Fr.

OUTFIELDERS (6)		
4	Caden Wildman	R/R Sr.
5	Tyler Beaulieu	R/R So.
11	Matthew Walters	R/R Sr.
20	Trent Lopez	R/R Fr.
40	Jake Hower	R/R Fr.
44	Troy Ashkinos	R/R So.

COACHING AND SUPPORT STAFF

Head Coach:	Dan Pepicelli
Assistant Coach:	John Toppa
Assistant Coach:	Kyle Canavally
Assistant Coach:	McGwire Tuffy
Athletic Trainer:	Grace DeStefano
Strenght & Conditioning:	Chris Van Alstyne

PRUH-NUHN-SEE-AY-SHN GUIDE

1	Caden Callaway	KAY-dehn
2	Mason Barela	buh-REHL-uh
3	Ethan Van Sice	rhymes with slice
4	Caden Wildman	KAY-dehn
5	Tyler Beaulieu	bohl-YUHR
9	Graham Biben	BYE-bin
18	TJ Swidorski	swih-DOR-skee
19	Braeden Johnson	BRAY-dehn
21	John Gerfen	GUR-fehn
22	John Hegarty	HEHG-ur-tee
25	Beck Urofsky	yoo-RAHF-skee
29	Will Siwinski	sih-WIHN-skee
31	Connor Niemiec	NEE-mick
36	Nathaniel Jennewein	JEHN-uh-wine
37	Huxley Holcombe	HUKS-lee HOHL-kuhm
44	Troy Ashkinos	ash-KEE-nohs
45	Tavian Ramos	TAY-vee-un RAH-mohs
HC	Dan Pepicelli	PEP-ih-sell-ee
AC	Kyle Canavally	kan-uh-VAL-ee
AC	John Toppa	TOE-puh
AT	Grace DeStefano	dehs-STEHF-uh-noh

ROSTER BREAKDOWN

BY CLASS

FRESHMAN (9)	SOPHOMORES (11)	JUNIORS (9)	SENIORS (11)
1 Callaway	2 Barela	3 Van Sice	4 Wildman
26 Barclay	5 Beaulieu	7 L. Johnson	6 McHugh
20 Lopez	8 Dillon	9 Biben	11 Walters
31 Niemiec	12 Keene	14 Hager	13 Hamill
33 Silva	17 Magill	15 Carlson	16 Keller
34 Yoshida	19 B. Johnson	28 Foster	18 Swidorski
35 Stoyer	22 Hegarty	30 Houghton	21 Gerfen
40 Hower	23 Shin	36 Jennewein	25 Urofsky
43 Tight	29 Siwinski	37 Holcombe	32 Mayfield
	44 Ashkinos		41 Marko
	45 Ramos		42 Shea

BY STATE

New York	9	Virginia	3	Connecticut	1
Massachusetts	7	Maryland	2	Michigan	1
California	3	Minnesota	2	New Hampshire	1
Florida	3	Pennsylvania	2	Wisconsin	1
New Jersey	3	Texas	2		

THIS WEEKEND'S OPPONENT: BROWN BEARS

GAMES #32-34 ♦ AWAY GAMES #18-20 ♦ SAT., APR. 25 - SUN., APR. 26 ♦ CORNELL AT BROWN ♦ 11:30 A.M. (DH. - SAT.) & NOON (SUN.) ♦ PROVIDENCE, R.I. ♦ MURRAY STADIUM ♦ TV: ESPN+



2026 Season Stats (as of 4/23)

Cornell (8-23, 5-10 Ivy League)
Brown (18-14, 10-4 Ivy League)

BATTING				PER GAME						PITCHING / FIELDING									
AVG	OBP	SLG	OPS	RUNS	RK	HITS	RK	HR	RK	ERA	RK	WHIP	RK	SO/9	RK	BB/9	RK	FLD%	RK
.255	.335	.365	.700	4.48	304	8.55	237	0.74	220	7.38	254	1.66	179	8.06	175	5.26	207	.965	224
.259	.363	.381	.744	5.91	218	8.59	234	0.69	241	4.51	47	1.51	101	6.69	285	5.04	187	.968	181

NEWS AND NOTES

- ▶ After taking two out of three games last year, Cornell is looking to win series over Brown in consecutive years for the first time since sweeping doubleheaders between 2012-14.
- ▶ The Bears have the Ivy League's second-best ERA (4.63), ranking 47th nationally.
- ▶ Brown are tied for the second-most shutouts (six) in Division I baseball this season, trailing only Florida (seven).

THE SERIES

Overall **Brown leads, 74-65-2**
in Ithaca, N.Y. Cornell leads, 37-32-1
at Booth Field Cornell leads, 2-1
in Providence, R.I. Brown leads, 40-26
at AFF at Murray Stadium Brown leads, 29-24
Neutral Sites N/A
Last Meeting @Cornell 13, Brown 10 (7 inn.) (March 29, 2025)

SERIES FACTS (MORE ON PAGE 11)

Overall Streak	W2
Home Streak	W2
Road Streak	W1
Neutral Streak	L1
Last Home Win	13-10 (7 inn.) (March 29, 2025)
Last Road Win	9-4 (May 5, 2024)
Last Neutral Win	5-2 (7 inn.) (May 2, 1977)
Last Home Loss	4-5 (March 28, 2025)
Last Road Loss	12-13 (10 inn.) (May 4, 2024)
Last Neutral Loss	1-3 (7 inn.) (May 2, 1977)
Last Home Tie	6-6 (May 13, 1892)
Last Road Tie	—
Last Neutral Tie	8-8 (April 1, 1970)
Largest Winning Margin	+16, (18-2, April 10, 1971)
Largest Losing Margin	-12, (3-15, May 6, 1892)
Most Runs Scored	18, (18-2, April 10, 1971)
Most Runs Allowed	19, (11-19, April 14, 2002)
Fewest Runs Scored	0, (7x), Last: (0-1, April 8, 2023)
Fewest Runs Allowed	0, (2x), Last: (3-0, May 7, 2022)

ON THIS DATE: APRIL 25

- ▶ Saturday will be Cornell's 61st and 62nd all-time games on April 25. The Big Red are 33-27 on the date.
- ▶ Cornell has won six of its last seven games on the date.
- ▶ Brown has won four of the five games against Cornell on the date, including each of the last four. It will be the first time the teams are playing on April 25 since 1992.
- ▶ The Big Red will be looking for its first road win on April 25 since sweeping a doubleheader at Canisius, 12-2 and 9-1, in Buffalo in 1989.

ON THIS DATE: APRIL 26

- ▶ Sunday will be Cornell's 57th all-time game on April 26.
- ▶ Cornell has won six of its last nine games played on April 26, but has lost three of the last four.
- ▶ The Big Red and Brown will be playing on April 26 for the third time in program history, joining a 1986 doubleheader at Hoy Field that featured a Brown winning 7-5 and Cornell prevailing 5-1.
- ▶ Ten of the last 12 games on April 26 have resulted in games being decided within two runs.

NEXT OPPONENT: BUCKNELL BISON

GAME #35 ♦ HOME GAME #11 ♦ TUE., APR. 28 ♦ CORNELL VS. BUCKNELL ♦ 3:30 P.M. ♦ ITHACA, N.Y. ♦ BOOTH FIELD ♦ TV: ESPN+



2026 Season Stats (as of 4/23)

Cornell (8-23, 5-10 Ivy League)
Bucknell (21-19, 14-6 Patriot League)

BATTING				PER GAME						PITCHING / FIELDING									
AVG	OBP	SLG	OPS	RUNS	RK	HITS	RK	HR	RK	ERA	RK	WHIP	RK	SO/9	RK	BB/9	RK	FLD%	RK
.255	.335	.365	.700	4.48	304	8.55	237	0.74	220	7.38	254	1.66	179	8.06	175	5.26	207	.965	224
.247	.354	.385	.739	5.43	251	7.88	T-289	0.75	T-215	6.27	176	1.73	212	7.94	187	6.11	272	.958	275

NEWS AND NOTES

- ▶ Next Tuesday's game against Bucknell will be Cornell's first time hosting the Bison since sweeping a doubleheader at Hoy Field on April 27, 1999.
- ▶ The previous 30 meetings between the programs have taken place in either Lewisburg, Pa., or at a neutral site.
- ▶ Under **DAN PEPICELLI**, Cornell is 6-2 against Bucknell, highlighted by a five-game win streak between March 19, 2016, and March 26, 2017.
- ▶ Michael Chiaravalle leads Bucknell's offense behind his .345 average and 1.004 OPS. Michael Trommer's 36R, 11 doubles and 9HR are the most on the team, while Garrett Mathias has a Bucknell-best 35RBI.
- ▶ Bucknell has the Patriot League lead in doubles (66) and doubles per game (1.65).
- ▶ Everett Garber (3-3, 4.93 ERA) has a team-leading 47K over 45.2IP and has the lone complete game for the Bison.
- ▶ Hadley Maxwell (0-0, 1.40 ERA) ranks seventh in the nation with his nine saves across 15 outings out of the Bison bullpen. He has held opponents to a .219 average (16-for-73) in 19.1IP.

THE SERIES

Overall **Bucknell leads, 28-22-1**
in Ithaca, N.Y. Cornell leads, 9-5-1
at Booth Field First meeting
in Lewisburg, Pa. Bucknell leads, 20-12
at Depew Field Bucknell leads, 20-12
Neutral Sites Bucknell leads, 3-1
Last Meeting @Bucknell 1, Cornell 0 (March 26, 2017)

SERIES FACTS

Overall Streak	L1
Home Streak	W2
Road Streak	L1
Neutral Streak	L1
Last Home Win	9-7 (7 inn.) (April 27, 1999)
Last Road Win	7-3 (7 inn.) (March 26, 2017)
Last Neutral Win	8-4 (7 inn.) (March 4, 2007)
Last Home Loss	1-11 (7 inn.) (April 30, 1997)
Last Road Loss	0-1 (March 26, 2017)
Last Neutral Loss	7-11 (March 4, 2007)
Last Home Tie	1-1 (14 inn.) (April 9, 1910)
Last Road Tie	—
Last Neutral Tie	—
Largest Winning Margin	+15, (18-3, May 1, 1996)
Largest Losing Margin	-10, (1-11, April 30, 1997)
Most Runs Scored	18, (18-3, May 1, 1996)
Most Runs Allowed	12, (3-12, March 19, 2016)
Fewest Runs Scored	0, (2x), Last: (0-1, March 26, 2017)
Fewest Runs Allowed	0, (2x), Last: (3-0, March 21, 2015)

ON THIS DATE: APRIL 28

- ▶ Next Tuesday will be Cornell's 71st game played on April 28.
- ▶ Cornell, which is 33-37 all-time on the date, has won four of its last six on the date.
- ▶ Bucknell and Cornell will be playing on April 28 for the third time in program history. Splitting a doubleheader in 1998, both teams posted one-run victories as the Bison won the opener, 8-7, before Cornell prevailed in the nightcap, 6-5.
- ▶ The Big Red have also won four of its last six home games on the date. Cornell is 1-1 all-time at Booth Field on April 28.

CORNELL VERSUS THE IVY LEAGUE & EIBL

	MEMBERSHIP	OVERALL RECORD		HOME RECORD		AWAY RECORD		NEUTRAL RECORD		BOOTH FIELD RECORD		IVY / EIBL REGULAR SEASON RECORD		IVY / EIBL POSTSEASON RECORD			LAST
		PCT	PCT	PCT	PCT	PCT	PCT	PCT	PCT	PCT	PCT	PCT	PCT	RECORD	PCT	STRK	
Brown	1948-Present	65-74-2	.468	37-32-1	.536	26-40	.394	2-2-1	.500	2-1	.667	62-63-1	.496	0-0	—	W2	3-7
Columbia	1930-Present	134-123	.521	79-54	.594	54-69	.439	1-0	1.000	0-3	.000	105-101	.510	1-0	1.000	L1	2-8
Dartmouth	1930-Present	91-105-1	.464	54-45	.545	34-57-1	.375	3-3	.500	5-1	.833	75-85-1	.469	3-3	.500	L1	6-4
Harvard	1933-Present	62-117	.346	30-44	.405	32-71	.311	0-2	.000	3-3	.500	56-97	.366	0-3	.000	L1	5-5
Penn	1930-Present	129-173-2	.428	69-80	.463	57-90-2	.389	3-3	.500	1-5	.167	93-121-1	.435	1-2	.333	L8	3-7
Princeton	1930-Present	104-165-2	.387	56-74-1	.431	47-91-1	.342	1-0	1.000	1-5	.167	87-129-1	.403	2-0	1.000	W1	4-6
Yale	1930-Present	83-115	.419	45-53	.459	38-60	.388	0-2	.000	3-3	.500	70-87	.446	0-1	.000	L2	6-4
Totals vs. current members		668-872-7	.434	370-382-2	.492	288-478-4	.377	10-12-1	.457	15-21	.417	548-683-4	.445	7-9	.438		
Army	1948-92	38-38	.500	18-10	.643	18-27	.400	2-1	.667	0-0	.000	34-28	.548	0-0	.000		
Navy	1948-92	33-50	.398	12-19	.387	21-31	.404	0-0	.000	0-0	.000	17-40	.298	0-0	.000		
Totals vs. all-time members												599-751-4	.444	7-9	.438		

SATURDAY'S GAME ONE PROBABLE STARTING PITCHER



HUXLEY HOLCOMBE 37

2026 STATS: 1-6, 4.46 ERA, 42.1 IP, 20 BB, 41 SO

Height / Weight: 6-6 / 193 lbs.
Hometown: Worcester, Mass.
High School: Worcester Academy

Bats/Throws: L/L
Year: Junior

HOLCOMBE'S CAREER STATS

	W	L	ERA	G	GS	CG	IP	H	R	ER	BB	SO	HR	GDP	WHIP	AVG
2024	2	2	7.78	14	3	0	41.2	48	39	36	30	26	8	2	1.87	.296
2025	3	2	6.90	11	9	0	58.2	65	53	45	28	40	7	5	1.59	.290
2026	1	6	4.46	9	9	0	42.1	34	27	21	20	41	3	1	1.28	.222
TOTALS	6	10	6.43	34	21	0	142.2	147	119	102	78	107	18	8	1.58	.273

NEWS & NOTES ON HOLCOMBE

- ▶ **THIS WEEKEND:** Making his 10th start of the season this weekend, along with his 35th appearance and 22nd start (19th consecutive) of collegiate career.
- ▶ **LAST TIME OUT:** Ended as the losing pitcher for the second consecutive outing in middle game of last weekend's series against Yale ... allowed 7R/5ER on just 3H over 5.0+IP, which included 1WP, 5HP and 1BK.
- ▶ **REACHING THE CENTURY MARK:** Concluded second inning of April 11 outing at Penn logging his **100th career strikeout, becoming Cornell's 46th pitcher since 1947 to reach 100K ... is the 18th overall Big Red hurler and eighth player this century to reach 100K before senior year**, joining **CHRIS SCHUTT** (2003), **ROCKY COLLIS** (2005), **BLAKE HAMILTON** (2006), **BRENT JONES** (2014), **MICHAEL BYRNE** (2015) and **CARSON MAYFIELD** and **NOAH KELLER** (both in 2025).
- ▶ **IVY LEAGUE LEADERS:** Enters this weekend holding opponents to a .222 batting average, ranking sixth in the Ivy League ... his 41K rank ninth in the Ancient Eight and is one of 10 hurlers with 40+K ... 18 of 41K have been looking, ranking second in the Ivy League, one behind Dartmouth's Nate Isler (19) ... 34H (T-4th), 22ER (9th), 7 doubles (T-7th) and 3HR allowed (T-8th) all rank in the top 10 in the conference.

▶ **2025:** Made 11 appearances, nine of which were starts ... 3-1 record with 7.10 ERA (52.0IP, 58H, 47R/41ER, 26BB, 38K) ... three victories led all Cornell pitchers, one ahead of **RYAN PORTER** (2-0) ... all three wins came in succession, defeating Yale (3/22/25), Brown (3/29/25) and Columbia (4/4/25) ... posted 3+K in 7 of 9 starts and 8 of 11 outings.

▶ **2024:** Started three of 14 appearances, going 2-2 with 7.78 ERA ... served as one of Cornell's go-to bulk arms out of bullpen, registering 3.0+IP in eight of 11 relief outings and 10 of 14 appearances ... pitched season-high 5.0IP and was named winning pitcher in consecutive outings against Harvard (April 6) and Penn (April 13) ... named Ivy League Rookie of the Week after outing against Harvard, where he earned first collegiate victory after 5.0 shutout innings of relief and yielded just two baserunners (1H, 1BB) with 3K ... had season-high 4K twice (Columbia - April 28; Penn - May 20).

▶ **PRIOR TO CORNELL:** Received four letters in baseball, aiding Worcester Academy to 2023 CNEPSBL Championship ... two-time CNEPSBL All-Star and two-time CNEPSBL All-League selection (2022 and 2023) ... also received three letters in cross country, which included earning most improved in 2019 at Vermont Academy in Saxtons River, Vt., and lettered once in swimming, nordic skiing and soccer.

HOLCOMBE'S 2026 GAME LOG

DATE	VS.	RESULT	DEC	GS	IP	H	R	ER	BB	SO	HR	NP-S	%	RS	W-L	ERA	AVG	NOTES	
2/20	vs. BC (G2)	L	1-9	L-1	1	4.0	7	3	3	1	5	0	74-45	60.8%	0	0-1	6.75	.368	Ninth time with 3K+ in last 12 outings
2/28	@ RIC	L	3-11	L-2	1	4.1	7	4	4	2	5	1	69-41	59.4%	1	0-2	7.56	.378	First time posting 5K+ in b-2-b outings
FEBRUARY				2	8.1	14	7	7	3	10	1	143-86	60.1%	1	0-2	7.56	.378	10.80 K/9, 3.24 BB/9, 2.04 WHIP	
3/7	@ FOR (G2)	W	3-1	—	1	5.0	1	0	1	4	0	80-48	60.0%	1	0-2	4.72	.283	Retired 15 straight following leadoff 1B	
3/14	@ VMI (G2)	L	0-8	L-3	1	4.1	3	1	1	3	4	1	82-54	65.9%	0	0-3	4.08	.261	Second straight outing with <= 1R all.
3/21	@ PRI (G2)	L	0-12	L-4	1	3.0	4	5	5	4	2	1	79-46	64.5%	0	0-4	5.66	.275	Allowed season-highs in R, ER & BB
3/29	HAR (G1)	L	1-2	—	1	6.0	1	1	1	1	7	0	87-55	63.2%	1	0-4	4.73	.235	Retired first 11 batters, 13 of first 15
MARCH				4	18.1	9	8	7	9	17	2	328-203	61.9%	2	0-2	3.44	.148	8.35 K/9, 4.42 BB/9, 0.98 WHIP	
4/3	DART	W	8-1	W-1	1	6.0	4	1	1	2	4	0	91-56	61.5%	8	1-4	4.13	.231	Second consecutive quality start
4/11	@ PENN (G1)	L	3-7	L-5	1	4.2	4	4	1	4	5	0	95-56	58.9%	2	1-5	3.86	.230	Ended 2nd inn. with 100th career K
4/18	YALE (G1)	L	5-16	L-6	1	5.0	3	7	5	2	5	0	93-51	54.8%	4	1-6	4.46	.222	Career-high 5HP; allowed most R in 2026
APRIL				3	15.2	11	12	7	8	14	0	279-163	58.4%	14	1-2	4.02	.200	8.04 K/9, 4.60 BB/9, 1.21 WHIP	
TOTALS				9	42.1	34	27	21	20	41	3	727-452	62.2%	17	1-6	4.46	.222	8.72 K/9, 4.25 BB/9, 1.28 WHIP	

HOLCOMBE'S 2026 SPLITS

SPLIT	W	L	G	GS	IP	H	R	ER	HR	BB	SO	ERA	AVG
TOTALS	1	6	9	9	42.1	34	27	21	3	20	41	4.46	.222
Home	1	1	3	3	17.0	8	9	7	0	5	16	3.71	.145
Away	0	4	5	5	21.1	19	15	11	3	14	20	4.64	.241
Neutral	0	1	1	1	4.0	7	3	3	0	1	5	6.75	.368
Day	1	6	9	9	42.1	34	27	21	3	20	41	4.46	.222
Night	—	—	—	—	—	—	—	—	—	—	—	—	—
Starter	1	6	9	9	42.1	34	27	21	3	20	41	4.46	.222
Reliever	—	—	—	—	—	—	—	—	—	—	—	—	—

HOLCOMBE'S 2026 SPLITS vs. LHB/RHB

	BF	AB	H	2B	3B	HR	BB	SO	AVG	OBP	SLG	OPS
Total	189	153	34	7	2	3	20	41	.222	.342	.353	.695
vs. LHB	25	20	5	2	0	0	1	3	.250	.348	.350	.698
vs. RHB	164	133	29	5	2	3	19	38	.218	.342	.353	.695

SINGLE-GAME HIGHS & LOWS

	2026	CAREER
6.0, (2x), Last: vs. Dartmouth (4/3)	IP	7.2, at Columbia (4/4/25)
7, (2x), Last: at Richmond (2/28)	H	8, (3x), Last: at Harvard (4/19/25)
7, vs. Yale (4/18)	R	10, at Duke (2/23/25)
5, (2x), Last: vs. Yale (4/18)	ER	10, at Duke (2/23/25)
4, (2x), Last: at Penn (4/11)	BB	5, (3x), Last: at Yale (3/22/25)
7, vs. Harvard (3/29)	SO	7, (2x), Last: vs. Harvard (3/29/26)
1, (3x), Last: at Princeton (3/21)	HR	3, (2x), Last: vs. Columbia (4/28/24)
95, at Penn (4/11)	PITCHES	118, at Columbia (4/4/25)
—	CG	—
—	SHO	—
—	W STREAK	3 games (3/22/25 - 4/4/25)
2 gms, (3x), Last: (4/11-Pres.)	L STREAK	3 games (5/3/25 - 2/28/26)

NOTE: Bold denotes active streak

HOLCOMBE VS. BROWN

	W-L	ERA	AVG	G	GS	IP	H	R	ER	BB	SO	HR
CAREER	1-0	9.35	.276	2	2	8.2	8	11	9	7	6	0
MURRAY STD.	0-0	12.00	.300	1	1	3.0	3	5	4	4	2	0
2025	1-0	7.94	.263	1	1	5.2	5	6	5	3	4	0

LAST APP: 3/29/25 (W, 9-6) 1 1 5.2 5 6 5 3 4 0
LAST WIN: 3/29/25 (W, 9-6) 1 1 5.2 5 6 5 3 4 0

- ▶ Making his third career appearance and start against Brown this weekend.
- ▶ Posted his first victory over the Bears last season at Booth Field after 5.2IP (5H, 6R/5ER, 3BB, 4K).
- ▶ Lone appearance against Brown at Attanasio Family Field at Murray Stadium was on 5/4/24, where he did not factor in the decision after lasting just 3.0IP (3H, 5R/4ER, 4BB, 2K).
- ▶ Logging his ninth start and 10th appearance in a road Ivy League contest this weekend ... is 3-3 with a 5.19 ERA (43.1IP, 25ER), which includes issuing 27BB and striking out 35 batters.

SATURDAY'S GAME TWO PROBABLE STARTING PITCHER



JOHN HEGARTY

22

2026 STATS: 3-0, 2.88 ERA, 25.0 IP, 15 BB, 17 SO

Height / Weight: 6-5 / 215 lbs.
Hometown: Needham, Mass.
High School: St. Mark's School

Bats/Throws: L/R
Year: Sophomore

HEGARTY'S CAREER STATS

	W	L	ERA	G	GS	CG	IP	H	R	ER	BB	SO	HR	GDP	WHIP	AVG
2025	0	3	10.38	15	0	0	21.2	33	25	12	19	4	0	2.08	.367	
2026	3	0	2.88	9	1	0	25.0	12	8	8	15	17	0	4	1.08	.154
TOTALS	3	3	6.36	24	1	0	46.2	45	33	33	27	36	4	4	1.54	.268

NEWS & NOTES ON HEGARTY

▶ **THIS WEEKEND:** Making his second consecutive start and 25th career appearance this weekend.

▶ **LAST TIME OUT:** Did not factor in the decision in last Friday's series-opening win against Yale, where he pitched 3.2IP (3H, 3R/ER, 4BB, 2K) in his first career start.

▶ **HEG-ART AND SOUL:** Serving as one of Cornell's most reliable arms, is 3-0 with 2.88 ERA (25.0IP, 8ER) and 1.08 WHIP (12H, 15BB) while holding opponents to .154 average (12-for-78).

▶ Opened season with **4.0 hitless, scoreless IP vs. Northwestern on Feb. 21** before yielding 3H and 3ER in 1.0IP at Richmond on March 1.

▶ Responded by going **next 14.2IP without giving up a run** before yielding a run on April 12 at Penn.

▶ **One of 38 Cornell pitchers since 1947 to have 25.0+IP, a sub-3.00 ERA and sub-1.25 WHIP** in a season ... is the first to do so since **JOHN NATOLI** (36.1IP, 1.73 ERA, 0.91 WHIP) and **JONATHAN ZACHARIAS** (41.1IP, 2.83 ERA, 1.23 WHIP) in 2019 ... of the 38 instances, 13 have come since 1982, all this century (others: **DAVID ROCHEFORT** (2009), **ZACH McCULLEY** (2013), **BRIAN McAFEE** (2013 and 2015), **MICHAEL BYRNE** (2014), **BRENT JONES** (2014) and **PAUL BALESTRIERI** (2017)).

▶ **Third Cornell sophomore with sub-3.00 ERA and sub-1.25 WHIP with 25.0+IP in a season**, joining **GREG MYERS** (71.2IP, 2.13 ERA, 1.09 WHIP) in 1980 and McAfee (55.1IP, 2.28 ERA, 0.98 WHIP) in 2013.

▶ **2025:** Registered 15 appearances, all out of Cornell's bullpen ... **15 apps. rank as sixth-most by a freshman in program history**, trailing **KELLEN URBON** (22) in 2012, **CHRIS ELLISON** (18) in 2022, **CARSON MAYFIELD** (18) in 2023, **BLAKE HAMILTON** (16) in 2002 and **BECK URFOSKY** (16) in 2023 ... went 0-3 record with 10.38 ERA (21.1IP, 25ER)

▶ **PRIOR TO CORNELL:** Earned four varsity letters in baseball at St. Mark's School, where he was named Team MVP and received First Team All-Independent School League (ISL) and All-New England Prep School Athletic Conference (NEPSAC) honors ... earned ISL All-Star honors in 2023 and was an All-ISL honorable mention as a sophomore in 2022 ... also earned three varsity letters in basketball and two letters in football ... named to Honor Roll all four years at St. Mark's ... played club baseball for New England Ruffnecks Baseball.

▶ **PERSONAL:** Father, Patrick, played baseball at Harvard from 1990-93 ... sister, Catherine, was member of Regis College track and field team during 2021-22 ... brother, Michael, is a freshman on Penn's football team.

HEGARTY'S 2026 GAME LOG

DATE	VS.	RESULT	DEC	GS	IP	H	R	ER	BB	SO	HR	NP-S	%	RS	W-L	ERA	AVG	NOTES	
2/21	vs. NW	L	5-6	—	0	4.0	0	0	0	4	3	0	75-39	52.0%	—	0-0	0.00	.000	Set career highs in both IP and BB
FEBRUARY				0	4.0	0	0	0	4	3	0	75-39	52.0%	0	0-0	0.00	.000	6.75 K/9, 9.00 BB/9, 1.00 WHIP	
3/1	@ RIC	L	2-12	—	0	1.0	3	3	2	2	0	32-17	53.1%	—	0-0	5.40	.167		
3/7	@ FOR (G2)	W	3-1	W-1	0	3.0	0	0	0	2	0	43-27	62.8%	—	1-0	3.38	.115	Allowed just two baserunners (2HP)	
3/14	@ VMI (G1)	W	7-4	—	0	2.1	0	0	0	2	1	36-18	50.0%	—	1-0	2.61	.094	No hits given up over last 5.1IP	
3/22	@ PRI	W	6-3	W-2	0	3.0	0	0	0	1	0	34-21	61.8%	—	2-0	2.03	.071	Hitless streak extended to 7.2IP	
3/29	HAR (G2)	W	9-4	—	0	2.0	2	0	0	1	1	24-15	62.5%	—	2-0	1.76	.104	Gave up hit to 1st batter; 10.1IP scoreless	
MARCH				0	11.1	5	3	3	5	7	0	169-98	58.0%	0	2-0	2.38	.139	5.56 K/9, 3.97 BB/9, 0.88 WHIP	
4/4	DART (G1)	W	4-2	W-3	0	3.0	1	0	0	4	0	43-32	74.4%	—	3-0	1.47	.103	Retired first 9; scoreless in last 13.1IP	
4/12	@ PENN	L	5-6	—	0	3.0	3	2	2	2	1	39-25	64.1%	—	3-0	2.11	.132	Scoreless streak snapped at 14.2IP	
4/17	YALE	W	5-3	—	1	3.2	3	3	3	4	2	87-50	57.5%	2	3-0	2.88	.154	First collegiate start	
APRIL				1	9.2	7	5	5	6	7	0	169-107	63.3%	2	1-0	4.66	.233	6.52 K/9, 5.59 BB/9, 1.34 WHIP	
TOTALS				1	25.0	12	8	8	15	17	0	413-244	59.1%	2	3-0	2.88	.154	6.33 K/9, 4.64 BB/9, 0.94 WHIP	

HEGARTY'S 2026 SPLITS

SPLIT	W	L	G	GS	IP	H	R	ER	HR	BB	SO	ERA	AVG
TOTALS	3	0	9	1	25.0	12	8	8	0	15	17	2.88	.154
Home	1	0	3	1	8.2	6	3	3	0	5	7	3.12	.231
Away	2	0	5	0	12.1	6	5	5	0	6	7	3.65	.150
Neutral	0	0	1	0	4.0	0	0	0	0	4	3	0.00	.000
Day	3	0	9	1	25.0	12	8	8	0	15	17	2.88	.154
Night	—	—	—	—	—	—	—	—	—	—	—	—	—
Starter	0	0	1	1	3.2	3	3	3	0	4	2	7.36	.300
Reliever	3	0	8	0	21.1	9	5	5	0	11	15	2.11	.132

HEGARTY'S 2026 SPLITS vs. LHB/RHB

	BF	AB	H	2B	3B	HR	BB	SO	AVG	OBP	SLG	OPS
Total	105	78	12	4	0	0	15	17	.154	.337	.205	.542
vs. LHB	25	21	2	0	0	0	3	4	.095	.240	.095	.335
vs. RHB	80	57	10	4	0	0	12	13	.175	.367	.246	.613

SINGLE-GAME HIGHS & LOWS

	2026	CAREER
4.0, vs. Northwestern (2/21)	IP	4.0, vs. Northwestern (2/21/26)
3, (3x), Last: vs. Yale (4/17)	H	6, vs. Brown (3/28/25)
3, (2x), Last: vs. Yale (4/17)	R	4, (2x), Last: at Harvard (4/19/25)
3, (2x), Last: vs. Yale (4/17)	ER	4, (2x), Last: at Harvard (4/19/25)
4, (2x), Last: vs. Yale (4/17)	BB	4, (2x), Last: vs. Yale (4/17/26)
4, vs. Dartmouth (4/4)	SO	4, vs. Dartmouth (4/4/26)
—	HR	2, at Harvard (4/19/25)
87, vs. Yale (4/17)	PITCHES	87, vs. Yale (4/17/26)
—	CG	—
—	SHO	—
—	WSTREAK	—
—	LSTREAK	—

NOTE: Bold denotes active streak

HEGARTY VS. BROWN

	W-L	ERA	AVG	G	GS	IP	H	R	ER	BB	SO	HR
CAREER	0-1	9.00	.462	1	0	3.0	6	3	3	1	3	0
MURRAY STD.	—	—	—	—	—	—	—	—	—	—	—	—
2025	0-1	9.00	.462	1	0	3.0	6	3	3	1	3	0

LAST APP: 3/28/25 (L, 4-5) 1 0 3.0 6 3 3 1 3 0

LAST WIN: N/A

▶ Scheduled to face Brown for the second time in his career and making his first career start against the Bears.

▶ In lone career outing against Brown, which came last season on 3/28/25 at Booth Field, ended as the losing pitcher after 3.0IP (6H, 3R/ER, 1BB, 3K).

▶ Would be his first-ever road Ivy League start following seven relief appearances where he had a 1-1 record with an 8.78 ERA (13.1IP, 13ER) and 6BB and 6K.

SUNDAY'S PROBABLE STARTING PITCHER



ETHAN HAMILL

13

2026 STATS: 0-3, 6.16 ERA, 38.0 IP, 20 BB, 33 SO

Height / Weight: 6-3 / 193 lbs.
Hometown: Chester, Va.
High School: Thomas Dale HS

Bats/Throws: R/R
Year: Senior

HAMILL'S CAREER STATS

	W	L	ERA	G	GS	CG	IP	H	R	ER	BB	SO	HR	GDP	WHIP	AVG
2023	2	6	7.38	11	11	0	50.0	69	50	41	28	27	12	3	1.94	.337
2024	3	3	5.71	12	9	1	58.1	62	44	37	25	28	7	8	1.49	.278
2025	— MISSED SEASON DUE TO INJURY —															
2026	0	3	6.16	9	9	0	38.0	36	27	26	20	33	6	4	1.47	.255
TOTALS	5	12	6.40	32	29	0	146.1	167	121	104	73	88	25	15	1.64	.293

NEWS & NOTES ON HAMILL

▶ **THIS WEEKEND:** Making his 10th start of the season, which is also serving as his 33rd career appearance and 30th start ... will be his 19th consecutive start, dating back to a March 17, 2024, outing at Richmond.

▶ **START ME UP:** Making 30th career start this weekend, **becoming the 12th Cornell pitcher since 1947 to make at least 30 starts** ... 30 starts are the most by a Cornell pitcher since **TIM WILLITTES** (32 — 2014, 2016-18).

▶ **LAST TIME OUT:** Ended as losing pitcher in nightcap of last Saturday's doubleheader and rubber match of weekend series against Yale ... 6K matched his season and career high, while allowing season-high 7H in 5.1IP (6R/5ER, 3BB) ... threw 57 of 92 pitches for strikes (62.0 percent), his third outing of the season with at least a 60 percent strike rate.

▶ **2025:** Missed entire season due to injury.

▶ **2024:** Made 12 appearances with final nine coming as starts ... registered 3-3 record with 1SV and 5.71 ERA across career-high 58.1IP ... held opposition to 3R or less in seven appearances.

▶ Notched first career save in season debut at Georgia Tech (Feb. 25), pitching final 4.0IP (3H, 2R/ER, 1BB, 2K).

▶ Earned first win and quality start of season at Princeton (March 24) allowing 2R/ER in 6.2IP (5H, 3BB, 3K).

▶ Logged first career win streak after posting second consecutive quality start (7.0 IP, 0R) while yielding 3H and 1BB with 4K against Dartmouth (March 30).

▶ Registered third consecutive quality start against Harvard (April 7) following 4R/3ER in 6.0IP (8H, 2BB, 4K) ... second straight outing with 4+K.

▶ Tallied fourth quality start of campaign and third win of season at Brown (May 5), allowing 3R/2ER with 4H, 3BB and 3K over 6.0 IP.

▶ **2023:** Started all 11 appearances, tying classmate **NOAH KELLER** for most starts by a freshman by a Cornell pitcher in a season ... posted 2-6 record with 7.38 ERA.

▶ **PRIOR TO CORNELL:** Earned four letters in baseball at Thomas Dale HS ... named an All-Region and All-Metro selection in 2022 ... two-time district champion (2021 and 2022) ... awarded 2022 US Army Reserve National Scholar-Athlete Award ... nominated for 2022 Richmond Sports Backers Male Scholar-Athlete of the Year ... also earned three varsity letters in football and one letter in volleyball.

HAMILL'S 2026 GAME LOG

DATE	VS.	RESULT	DEC	GS	IP	H	R	ER	BB	SO	HR	NP-S	%	RS	W-L	ERA	AVG	NOTES	
2/22	vs. BC	L	6-7	—	1	4.0	3	2	2	0	5	0	57-41	71.9%	2	0-0	4.50	.200	First outing since 5/19/24
FEBRUARY				1	4.0	3	2	2	0	5	0	57-41	71.9%	2	0-0	4.50	.200	11.25 K/9, 0.00 BB/9, 0.75 WHIP	
3/1	@ RIC	L	2-12	L-1	1	4.0	5	3	3	2	2	1	76-41	53.9%	1	0-1	5.63	.258	4th cons. game with 5H or less allowed
3/8	@ FOR	L	11-16	—	1	2.0	1	1	1	4	1	0	51-24	47.1%	1	0-1	5.40	.237	Shortest start of collegiate career
3/15	@ VMI	L	4-7	—	1	5.0	3	1	1	0	3	0	61-38	62.3%	3	0-1	4.20	.222	Longest outing since 5/5/24
3/22	@ PRI	W	6-3	—	1	5.0	6	3	3	3	6	1	83-49	59.0%	2	0-1	4.50	.247	6K matches career high
3/30	HAR	L	3-16	L-2	1	1.2	5	7	7	2	3	2	67-39	58.2%	2	0-2	7.06	.277	Most R/ER allowed since 4/28/24
MARCH				5	17.2	20	15	15	11	15	4	338-191	56.5%	9	0-2	7.64	.294	7.64 K/9, 5.60 BB/9, 1.75 WHIP	
4/4	DART (G1)	W	4-2	—	1	6.0	4	2	2	2	4	1	78-47	54.0%	2	0-2	6.18	.260	First quality start since 5/5/24
4/12	@ PENN	L	5-6	—	1	5.0	2	2	2	4	3	0	90-53	58.9%	5	0-2	5.79	.244	Retired 10 of final 12 batters
4/18	YALE (G2)	L	3-6	L-3	1	5.1	7	6	5	3	6	1	92-57	62.0%	1	0-3	6.16	.255	6K ties career high for 3rd time
MARCH				3	16.1	13	10	9	9	13	2	260-157	60.4%	8	0-1	4.96	.224	7.16 K/9, 4.96 BB/9, 1.35 WHIP	
TOTALS				9	38.0	36	27	26	20	33	6	655-389	59.4%	19	0-3	6.16	.255	7.82 K/9, 4.74 BB/9, 1.47 WHIP	

HAMILL'S 2026 SPLITS

SPLIT	W	L	G	GS	IP	H	R	ER	HR	BB	SO	ERA	AVG
TOTALS	0	3	9	9	38.0	36	27	26	6	20	33	6.16	.255
Home	0	2	3	3	13.0	16	15	14	4	7	13	9.69	.302
Away	0	1	5	5	21.0	17	10	10	2	13	15	4.29	.233
Neutral	0	0	1	1	4.0	3	2	2	0	0	5	4.50	.200
Day	0	3	9	9	38.0	36	27	26	6	20	33	6.16	.255
Night	—	—	—	—	—	—	—	—	—	—	—	—	—
Starter	0	3	9	9	38.0	36	27	26	6	20	33	6.16	.255
Reliever	—	—	—	—	—	—	—	—	—	—	—	—	—

HAMILL'S 2026 SPLITS vs. LHB/RHB

	BF	AB	H	2B	3B	HR	BB	SO	AVG	OBP	SLG	OPS
Total	171	141	36	6	2	6	20	33	.255	.368	.454	.822
vs. LHB	36	30	9	2	1	1	3	6	.300	.389	.533	.922
vs. RHB	135	111	27	4	1	5	17	27	.243	.363	.432	.795

SINGLE-GAME HIGHS & LOWS

	2026	CAREER
6.0, vs. Dartmouth (4/4)	IP	7.0, vs. Dartmouth (3/31/24)
7, vs. Yale (4/18)	H	11, at VCU (3/11/23)
7, vs. Harvard (3/30)	R	9, vs. Brown (4/8/23)
7, vs. Harvard (3/30)	ER	8, at VCU (3/11/23)
4, (2x), Last: at Penn (4/12)	BB	6, at Dartmouth (5/6/23)
6, (2x), Last: vs. Yale (4/18)	SO	6, (3x), Last: vs. Yale (4/18/26)
2, vs. Harvard (3/30)	HR	3, (2x), Last: vs. Princeton (4/22/23)
92, vs. Yale (4/18)	PITCHES	106, vs. Penn (4/28/23)
—	CG	—
—	SHO	—
—	W STREAK	2 games, (3/24/24 - 3/31/24)
—	L STREAK	3 games, (2/25/23 - 3/11/23)

NOTE: Bold denotes active streak

HAMILL VS. BROWN

	W-L	ERA	AVG	G	GS	IP	H	R	ER	BB	SO	HR
CAREER	1-1	4.00	.306	2	2	9.0	11	12	4	4	5	0
MURRAY STD.	1-0	3.00	.222	1	1	6.0	4	3	2	3	3	0
2024	1-0	3.00	.222	1	1	6.0	4	3	2	3	3	0

LAST APP: 5/5/24 (W, 9-4) 1 1 6.0 4 3 2 3 3 0
LAST WIN: 5/5/24 (W, 9-4) 1 1 6.0 4 3 2 3 3 0

▶ Making his third career appearance and start against Brown this weekend.

▶ Last outing against the Bears came at Attanasio Family Field at Murray Stadium on 5/5/24, where he logged his fourth quality start of 2024 (6.0IP, 2ER) and gave up 4H with 3BB and 3K.

▶ First career outing against Brown came in Ithaca on 4/8/23, ending as the losing pitcher after giving up 9R/2ER on 7H in 3.0IP (1BB, 2K, 2HP).

CORNELL QUICK FACTS

GENERAL INFORMATION

Location:	Ithaca, N.Y.
Enrollment:	26,561 (16,138 undergraduate)
Founded:	1865
Nickname:	Big Red
School Colors:	Carnelian Red (Pantone 187) and White
Conference:	Ivy League
Interim President:	Michael I. Kotlikoff
Meakam Smith Director of Athletics:	Dr. Nicki Moore
Athletics Website:	CornellBigRed.com
Facebook:	/CornellSports
Instagram:	@CornellSports @cornellbsb
X:	@CornellSports @CornellBaseball

HISTORY

Seasons of Baseball:	155th
First Season:	1869
All-Time Record (Win Pct.):	1782-2056-34 (.465)
Ivy League Regular-Season Titles (last):	6 (2012)
Ivy League Championship Titles (last):	1 (2012)
Ivy League Tournament Appearances (last):	1 (2024)
NCAA Tournament Appearances (last):	2 (2012)
Most Consecutive NCAA Appearances:	N/A
College World Series Appearances (last):	None
National Championships:	None
NCAA Tournament Record:	2-4 (.333)

BOOTH FIELD

Year Opened (Season):	2023 (3rd)
Dimensions:	318' (LF/RF), 390' (CF), 397' (LCF/RCF)
Capacity:	500
All-Time Record:	15-22 (.405)
Under Dan Pepicelli:	15-22 (.405)

COACHING STAFF

Head Coach:	Dan Pepicelli (Cortland '90)
Overall Record:	342-389-3 (.468)
Record at Cornell:	121-212-1 (.364)
Assistant Coach:	John Toppa (UConn '19)
Assistant Coach:	Kyle Canavally (SUNY Brockport '21)
Assistant Coach:	McGwire Tuffy (Quinnipiac '23)

2025 IN REVIEW

Overall Record:	12-22 (.353)
Ivy League Record (Finish):	7-14 (.333) — T-7th
Home Record:	3-6 (.333)
Road Record:	9-14 (.391)
Neutral Record:	0-2 (.000)
Ivy League Tournament:	Not selected
NCAA Tournament:	Not selected
D1Baseball.com Poll Ranking (final):	N/A
NCBWA Poll Ranking (final):	N/A
USA Today Poll Ranking (final):	N/A

2026 TEAM INFORMATION

Letterwinners Returning / Lost:	10 / 7
Newcomers:	11
Fr / So / Jr / Sr:	9 / 11 / 9 / 11

ATHLETIC COMMUNICATIONS

Jeremy Hartigan	Sr. Associate Director of Athletics for Communications
Emmie Agee	Assistant Director of Editorial Content
Shawn Gillen	Assistant Director of Athletic Communications
Marshall Haim	Assistant Director of Athletic Communications (BSB)
Phone:	(716) 465-4945
Email:	mh2348@cornell.edu
Aaron Kelly	Assistant Director of Athletic Communications

CORNELL
BASEBALL

YO-SHIDA KNOW HE'S GOOD

► Freshman right-handed pitcher **ROSS YOSHIDA** was named the Ivy League's Rookie of the Week on Monday after a dominant week out of the bullpen, pitching 6.1 scoreless innings across two appearances. After tossing a scoreless inning against Binghamton on April 14, Yoshida delivered a standout performance against Yale last Friday — 5.1 hitless, scoreless innings of relief with 6K and 1BB, retiring the final 11 batters he faced to earn his first collegiate victory. He followed up by striking out two batters in a perfect inning of work at Binghamton on Tuesday.

► Dating back to a home run he allowed at Penn on April 11, Yoshida has **not surrendered a run across his last 7.1IP** — a stretch that includes **retiring 14 consecutive batters, nine of whom he struck out**, dating to last Friday's outing against Yale.

► Last Friday's outing was the **first time a Cornell pitcher had a relief outing of at least 5.0IP without allowing a run since junior left-handed pitcher HUXLEY HOLCOMBE against Harvard on April 6, 2024**. Yoshida's 0.32 WHIP across his two outings last week ranked 18th among all qualifying Division I pitchers and third among those with at least 6.0IP, behind only Saint Louis' Noah Andrunas (0.15) and Middle Tennessee's Gavin King (0.30). His **1.48 H/9 was tied for fifth among Division I pitchers with at least 6.0IP**, trailing only Hawai'i's Tsubasa Tomii (0.00), Michigan's David Lally Jr. (1.00), Southern Illinois' Troy Shepard (1.13) and Andrunas (1.45).

► Yoshida's 6K against Yale matched his season high set in his collegiate debut against Boston College on Feb. 20. After having 2K in 1.0IP on Tuesday, he has six outings this season with a strikeout total matching or exceeding his innings pitched. His **35K rank as the 11th-most by a Cornell freshman in program history**, and he is **just the second of 16 first-year pitchers to reach 30K exclusively out of the bullpen**, joining current senior right-hander **CARSON MAYFIELD** (38K in 18 relief outings in 2023).

► His 10.05 SO/9 across 31.1IP makes him the **ninth Cornell pitcher (10th instance) with at least 30.0IP and a 10.0 SO/9 in a season** — the first since **JOHN NATOLI** (36.1IP, 11.39 SO/9) in 2019 — and just the second freshman to accomplish the feat since first-years became eligible to play in 1975, joining **RICH DeSA** (44.2IP, 10.48 SO/9) in 1984.

SPARE NO MERCY

► Sophomore left fielder **TYLER BEAULIEU** enters this weekend **riding career-long streaks in both hits (four games) and reaching base safely (five games)**.

► Beaulieu has been especially productive over his last three games, having **6RBI with home runs in consecutive games** — three-run shots against Yale in Saturday's nightcap and at Binghamton on Tuesday. During his four-game hit streak, Beaulieu is slashing .375/.375/.813 (6-for-16) with a 1.188 OPS, 3R, 1 double, 2HR and 6RBI while reaching base in his last five games, hitting .333/.400/.722 (6-for-18) with 7RBI and 2BB over that span.

LONG BALL LOPEZ

► Freshman designated hitter **TRENT LOPEZ** has registered **3HR over his last five games**, beginning with his first collegiate home run, a pinch-hit solo shot, against Binghamton on April 14 at Booth Field. It was Cornell's first pinch-hit home run since **NATHAN WAUGH** '24 had a three-run blast against Yale on April 2, 2022, while serving as the fifth Big Red pinch-hit home run since 2002.

► Lopez followed his pinch-hit homer with another solo shot against Yale last Friday before hitting a three-run blast at Binghamton on Tuesday, bringing his RBI total to five over the five-game stretch.

NCAA LEADERS

DIVISION I WHIP LEADERS

This Past Week (Pitchers with 6.0+IP)

PLAYER	SCHOOL	IP	WHIP
Noah Andrunas	Saint Louis	6.2	0.15
Gavin King	Middle Tenn.	6.2	0.30
► Ross Yoshida	Cornell	6.1	0.32
Chris Diaz	FGCU	9.0	0.33
Chris Olivier	Lamar	9.0	0.33
Smith Bailey	Arizona	6.0	0.33
Tsubasa Tomii	Hawai'i	6.0	0.33
Logan Rushing	Memphis	6.0	0.33
Garrett Lambert	Mercer	6.0	0.33
Jake Hilton	Saint Mary's	6.0	0.33

DIVISION I H/9 LEADERS

This Past Week (Pitchers with 6.0+IP)

PLAYER	SCHOOL	IP	H	H/9
Tsubasa Tomii	Hawai'i	6.0	0	0.00
David Lally Jr.	Michigan	9.0	1	1.00
Troy Shepard	Southern Ill.	8.0	1	1.13
Noah Andrunas	Saint Louis	6.2	1	1.45
► Ross Yoshida	Cornell	6.1	1	1.48
Jacob Hustedde	Murray State	6.1	1	1.48

CORNELL RECORD BOOK

MOST STRIKEOUTS BY A FRESHMAN

Cornell Program History

RK	PLAYER	SEASON	SO
1.	Greg Myers	1979	61
2.	Rich DeSa	1984	52
3.	Noah Keller	2023	50
4.	Brian McAfee	2012	41
T5.	Chris Carls	2006	40
	Brent Jones	2012	40
7.	Carson Mayfield	2023	38
8.	Chris Reading	1987	37
T9.	Rocky Collis	2003	36
	Corey Pappel	2008	36
► 11.	Ross Yoshida	2026	35

CORNELL RECORD BOOK

PINCH-HIT HOME RUNS BY CORNELL

Since 2002

PLAYER (Type)	DATE	TYPE
Ry Kagan	3/19/2008	Solo
Jamie Smith	3/1/2015	2-run
Kalani Matton	5/5/2018	Grand Slam
Nathan Waugh	4/2/2022	3-run
► Trent Lopez	4/14/2026	Solo



2026 TEAM STATISTICS (as of 4/23/26)

	STAT	NCAA	IVY
BASE ON BALLS	81	304th	8th
BATTING AVERAGE	.255	251st	4th
DOUBLE PLAYS	22	218th	4th
DOUBLE PLAYS / GAME	0.71	124th	4th
DOUBLES	43	297th	5th
DOUBLES / GAME	1.39	278th	6th
EARNED RUN AVERAGE	7.38	254th	8th
FIELDING PERCENTAGE	.965	222nd	7th
HIT BATTERS	78	24th	2nd
HIT BY PITCH	47	209th	5th
HITS	265	296th	6th
HITS ALLOWED / 9 INN.	9.64	147th	6th
HOME RUNS	23	258th	2nd
HOME RUNS / GAME	0.74	217th	2nd
ON-BASE PERCENTAGE	.335	299th	6th
RUNS	139	301st	6th
SACRIFICE BUNTS	19	90th	2nd
SACRIFICE FLIES	8	286th	6th
SCORING	4.5	300th	7th
SHUTOUTS	—	—	—
SLUGGING PCT.	.365	279th	5th
STOLEN BASES	29	266th	7th
STOLEN BASES / GAME	0.94	228th	6th
SO/BB RATIO	1.53	206th	4th
STRIKEOUTS / 9 INN.	8.1	175th	3rd
TRIPLE PLAYS	—	—	—
TRIPLES	1	302nd	8th
TRIPLES / GAME	0.03	302nd	8th
WHIP	1.66	179th	6th
WIN PERCENTAGE	.258	287th	8th
WALKS / 9 INN.	5.26	207th	6th

2026 INDIVIDUAL LEADERS (as of 4/23/26)

	STAT	NCAA	IVY
EARNED RUN AVERAGE			
Ross Yoshida	3.45	137th	6th
HIT BY PITCH PER GAME			
Jake Hower	0.42	43rd	2nd
TJ Swidorski	0.33	121st	7th
HIT BY PITCH			
Jake Hower	13	92nd	3rd
HITS ALLOWED PER NINE INNINGS			
Huxley Holcombe	7.23	125th	5th
Ross Yoshida	7.47	149th	7th
SACRIFICE BUNTS PER GAME			
TJ Swidorski	0.13	144th	7th
SAVES			
Max Foster	3	155th	3rd
Ross Yoshida	1	504th	12th
STOLEN BASES PER GAME			
Luke Johnson	0.42	136th	7th
STRIKEOUTS PER NINE INNINGS			
Ross Yoshida	10.05	140th	3rd
WHIP			
Ross Yoshida	1.18	129th	4th

SHIN BRIGHT AT THE PLATE

► Sophomore first baseman **JAYDEN SHIN** enters this weekend series **riding a career-best and team-leading 13-game on-base streak** while recording hits in each of his last four games, also a career best. Shin has reached base safely in 16 of his last 17 games.

► Over his four-game hit streak, Shin is hitting .400/.400/.400 (6-for-15) with 2R and 2RBI. Eight of his 19 times reaching base during his on-base streak have come without a hit (6BB and 8HP), and he has struck out just four times over that span.

► Shin's best game of the streak came in the nightcap of last Saturday's doubleheader against Yale, when he went 3-for-3 with an RBI — his first three-hit game of his collegiate career.

SWID VICIOUS

► Senior infielder **TJ SWIDORSKI** has been one of Cornell's hottest hitters since hitting his first career grand slam at Fordham on March 8, **posting a 1.013 OPS over his last 19 games with 19RBI** — including six multi-RBI games — while reaching base safely in 17 of those contests.

► The team leader in home runs (4) and RBI (21) this season, Swidorski has a hit in six of his last seven games and has reached base safely in each of his last eight contests, slashing .296/.424/.556 (8-for-27) with a .980 OPS, 7R, 1 double, 2HR and 7RBI over that stretch. He also has registered at least 1RBI in five of his last six games.

WELCOME TO HAGERTOWN

► One of the Ivy League's toughest outs, junior shortstop **KEVIN HAGER** — who has not played in any of the Big Red's last four games — enters this weekend riding an 11-game on-base streak in games with at least one official AB, hitting .325/.449/.550 (13-for-40) with 8R, 3 doubles, 2HR, 4RBI, 8BB, 1HBP and 4SB.

► With hits in six of his last seven games, Hager has a 1.098 OPS behind a .370/.469/.630 slash line (10-for-27) with 4R, 1 double, 2HR, 4RBI and 4SB. The **four steals** posted by Hager, three of which came in the Big Red's series against Dartmouth (April 3-4), **match the cumulative total he had over the previous 56 games before the Dartmouth series.**

► In Cornell's midweek contest at Army on March 31, Hager initiated a four-game hit streak with a 3-for-4 effort with two solo home runs against the Black Knights — the **first multi-home run game of his career.** That performance was also his third three-hit game of the season and fifth of his career, joining outings at Fordham (March 8) and Princeton (March 21) this year. **All five of Hager's career three-hit games have come on the road.**

► Hager's production extends well beyond his recent surge. He has reached base safely in 38 of his last 40 games, 53 of his last 56, 63 of his last 67 and 71 of his last 76 games dating to the 2024 season. Over his last 77 games, Hager has an .838 OPS, slashing .297/.405/.434 (83-for-279) with 54R, 11 doubles, 9HR, 41RBI, 38BB and 15HP.

USE THE FORCE, LUKE

► Junior infielder **LUKE JOHNSON's 11SB this season are tied for 10th in the Ivy League** and join a list of 47 instances of a Cornell player reaching 11+SB in a season since 1947 — the most recent being **JOHN QUINLAN's** 11 in 2025.

► Johnson has been especially dangerous on the bases of late, recording **three multi-steal games in his last 15 contests**, including a pair of steals in the first inning of the Big Red's series finale at Penn on April 12.

► Along with his base-stealing prowess, Johnson is hitting .299/.365/.391 (26-for-87) over his last 23 games with 18R, 5 doubles, 1HR, 12RBI and all 11 of his stolen bases.

► With his next stolen base, Johnson would become the ninth Cornell player (10th instance) to reach 12SB in a season this century, joining **ANDREW LURIA** (15) in 2001, **SETH GORDON** and **JOSH FOSTER** (12 each) in 2005, **BRIAN BILLIGEN** (13) in 2012, **JD WHETSEL** (19) and **SPENSER SOUZA** (12) in 2013, **TOM D'ALESSANDRO** (17) and **JD WHETSEL** (15) in 2014 and **JAKOBI DAVIS** (13) in 2023.

WE'VE GOT ICE!

► After being hit by a pitch on Tuesday at Binghamton, freshman outfielder **JAKE HOWER** enters this weekend's series with 13HP, tied with **MARK QUATRANI** (2025) for the third-most times being hit by a pitch in program history. Among freshman batters, Hower has absorbed the second-most hit by pitches in program history, trailing **MARLIN MCPHAIL**, who set the program record with 15 in 1979.

► Senior infielder **TJ SWIDORSKI** was hit by pitches in both games of last Saturday's doubleheader against Yale to reach 10HP on the year. Swidorski and Hower are the **second pair of Cornell teammates to be hit by 10-plus pitches in the same season**, joining Quatrani (13) and junior shortstop **KEVIN HAGER** (10) from 2025.

CORNELL RECORD BOOK

SINGLE-SEASON HIT BY PITCH LEADERS
Cornell Program History

RK	PLAYER	SEASON	HBP
1.	Marlin McPhail	1979	15
2.	Chris Hanson	1995	14
3.	Mark Quatrani	2025	13
	Jake Hower	2026	13
T5.	Randy Koch	1992	12
	Vinnie Santo	2002	12
	Seth Gordon	2006	12
	Dale Wickham	2018	12

BIG RED TRENDS

CATEGORY	UNDER		
	2026	PEPICELLI	STREAK
Overall	8-23	121-212-1	Won 1
Ivy League Games	5-10	69-112	Lost 2
Non-Conference Games	3-13	52-100-1	Won 1
vs. Power 4 Opponent	0-4	4-30	Lost 7
vs. Non-Power 4 Opponent	3-9	48-70-1	Won 1
Home Games	4-6	41-61-1	Lost 2
Away Games	4-13	73-137	Won 1
Neutral Site Games	0-4	7-14	Lost 8
Day Games <small>(before 5 p.m.)</small>	7-23	115-202-1	Lost 2
Night Games <small>(5 p.m. or later)</small>	1-0	6-10	Won 1
February	0-6	2-27	Lost 8
March	4-10	47-76	Lost 2
April	4-7	57-93-1	Won 1
May	0-0	15-16	Lost 2
Cornell Scores 0-2 Runs	0-7	7-87	Lost 32
Cornell Scores 3-5 Runs	3-11	27-84-1	Lost 2
Cornell Scores 6-9 Runs	4-4	46-36	Won 1
Cornell Scores 10+ Runs	1-1	41-5	Won 1
Cornell Allows 0-2 Runs	3-1	39-9	Won 2
Cornell Allows 3-5 Runs	4-0	45-41-1	Won 4
Cornell Allows 6-9 Runs	1-10	30-84	Won 1
Cornell Allows 10+ Runs	0-12	7-78	Lost 12
Leading after Six Innings	5-2	91-19	Won 2
Trailing after Six Innings	1-20	22-174	Lost 8
Tied after Six Innings	2-1	8-18-1	Won 1
Leading after Seven Innings	7-2	85-12	Won 2
Trailing after Seven Innings	1-20	16-169	Lost 8
Tied after Seven Innings	0-1	7-11-1	Lost 3
Leading after Eight Innings	8-2	89-8	Won 2
Trailing after Eight Innings	0-20	7-173	Lost 44
Tied after Eight Innings	0-0	9-10-1	Lost 2
Big Red With No Home Runs	2-13	39-125	Lost 5
Big Red Hit a Home Run	6-10	81-87-1	Won 1
Hits One Home Run	4-7	46-68-1	Lost 1
Hits Multiple Home Runs	2-3	34-19	Won 1
Big Red Has No Errors	4-10	45-63	Won 1
Big Red Has an Error	3-12	75-148-1	Lost 3
Commits One Error	4-4	48-56-1	Lost 1
Commits Multiple Errors	0-9	28-93	Lost 12
Out-hit Opponent	7-6	95-40	Won 2
Out-hit by Opponent	1-16	19-162-1	Lost 7
Hits Equal	0-1	6-10	Lost 1
Big Red Scores First	6-8	77-70-1	Won 1
Opponent Scores First	2-15	44-142	Lost 2
Extra-Inning Games	0-1	9-12-1	Lost 1
One-Run Games	0-4	29-46	Lost 5
Two-Run Games	3-0	23-24	Won 3
Five-Plus-Run Games	2-15	34-98	Lost 4
Shutouts	0-3	6-23	Lost 8

BIG RED BATS AMONG IVY'S BEST

► Cornell junior middle infielders **OWEN CARLSON** and **KEVIN HAGER** enter this weekend's series among the Ivy League's top hitters, with both ranking in the conference's top 10 in both batting average and on-base percentage.

► Carlson ranks sixth in batting average (.326) and fourth in on-base percentage (.427), while his .851 OPS is just outside the top 10 in 12th place. His .402 wOBA and 110 wRC+ — measuring overall offensive production relative to a league average of 100 — both rank ninth, while his **0.88 K:BB ratio ranks fifth among seven Ivy League batters with a sub-1.00 figure.**

► Hager enters this weekend's series with a .330/.420/.488 slash line — good for fifth and seventh in batting average and on-base percentage, respectively — while his .884 OPS ranks eighth and his .404 wOBA and 111 wRC+ both rank eighth. Freshman outfielder **JAKE HOWER**'s 13HP are third in the conference and junior infielder **LUKE JOHNSON**'s 11SB are tied for 10th in the Ancient Eight.

REACHING THE CENTURY MARK

► Junior left-handed pitcher **HUXLEY HOLCOMBE** **surpassed the century mark for career strikeouts on April 11** at Penn, striking out designated hitter Nick Guachione in the second inning of the series opener to **become the 46th Cornell pitcher since 1947 to reach the threshold** — and the third active Big Red hurler to do so, joining seniors **CARSON MAYFIELD** (139) and **NOAH KELLER** (116).

► With 107K in his career, Holcombe, Mayfield and Keller are just the **second trio of Cornell pitchers to simultaneously hold 100-plus career strikeouts**, joining **MICHAEL BYRNE** (123), **BRIAN McAFEE** (114) and **NICK BUSTO** (109) in 2015.

► Holcombe is the **18th Cornell pitcher since 1947 to reach the century mark in strikeouts within his junior season** and just the **eighth to do so this century**, joining **CHRIS SCHUTT** (2003), **ROCKY COLLIS** (2005), **BLAKE HAMILTON** (2006), **BRENT JONES** (2014), Byrne (2015) and Mayfield and Keller (both in 2025).

► His 107 career strikeouts through his junior season are currently the 12th-most in program history. Holcombe is only **three strikeouts away from becoming the 11th player in program history to register 110K before the conclusion of his junior year.** Should he match his single-game strikeout total in his next appearance, Holcombe would assume sole possession of the seventh-most strikeouts by a Big Red player within their junior season.

FOSTERING SAVES

► Junior right-handed pitcher **MAX FOSTER** enters this weekend's series with three saves, **tied with Penn's Connor Darling and Princeton's Ryan Penney for the third-most in the Ivy League**, and is one of five Ivy League pitchers with three saves this season. Brown's Christian Keel (six) and Dartmouth's Mac Burke (four) are those ahead of Foster, Darling and Penney.

► With another save this season, Foster would **become Cornell's ninth pitcher since 1995 to register at least four saves in a season** and the first since **JOHN NATOLI** (seven) in 2019.

► The other Big Red hurlers with four-save seasons over the last 30-plus years includes **KELLEN URBON** (9) in 2012, **PETER LANNOO** (8) in 2017, **DAVID ROCHEFORT** (8) in 2009, Natoli (7), **DAVID SHARFSTEIN** (5) in 2002, **JOHN DOUGLAS** (4) in 1995 and **PAUL BALESTRIERI** (4) in 2015.

NICE AND TIGHT-Y

► Freshman right-handed pitcher **MICHAEL TIGHT** has turned a corner after a difficult mid-season stretch, **posting a 0.21 WHIP across 4.2 scoreless innings in his last two outings**, yielding just 1H with 6K and 0BB — marking the first two appearances of his collegiate career without allowing a run.

► After allowing 22R/17ER across 8.1IP during a five-outing stretch from March 29 through April 14, Tight tossed 3.2 scoreless innings against Yale in last Saturday's nightcap, striking out a season-high four batters, before adding a perfect inning with two strikeouts at Binghamton on Tuesday.

CORNELL RECORD BOOK

MOST STRIKEOUTS WITHIN JUNIOR YEAR *Cornell Program History (Since 1947)*

RK	PLAYER	SEASONS	SO
1.	Greg Myers*	1979-81	173
2.	Chris Schutt	2001-03	154
3.	Michael Byrne	2013-15	123
4.	Carson Mayfield	2023-25	121
5.	Robert List	1957-58	120
T6.	John Osgood	1997-99	115
	Rocky Collis	2003-05	115
T8.	George Lynch	1963-64	112
	Brent Jones	2012-14	112
10.	James Purcell	1965-66	111
11.	Edward Winnick	1949-50	108
► 12.	Huxley Holcombe	2024-Pres.	107
T13.	Steve Hamrick	1973	106
	Joel Nies	1989-91	106
	Blake Hamilton	2004-06	106
16.	Kerry Brooks	1987-89	105
T17.	Brian Williamson	1996-98	102
	Noah Keller	2023-25	102

NOTE: * - denotes accomplished as sophomore

IVY LEAGUE LEADERS

MOST INDIVIDUAL SAVES *This Season (as of 4/23/26)*

PLAYER	SCHOOL	SAVES
Christian Keel	Brown	6
Mac Burke	Dartmouth	4
Connor Darling	Penn	3
► Max Foster	Cornell	3
Ryan Penney	Princeton	3
Tate Evans	Yale	2
Brett Gable	Harvard	2
Ryan McHugh	Harvard	2
Payton Soske	Columbia	2
Teo Spadaccini	Yale	2
Aidan von Zuben	Penn	2

IVY WEEKLY HONORS

DATE	AWARD	PLAYER (SCHOOL)
Feb. 23	Player	Garrett Larsen (Yale)
	Co-Pitcher	Brady Kaufman (Princeton)
	Co-Pitcher	Marty Coyne (Penn)
March 2	Rookie	Ryan Penney (Penn)
	Player	Owen Estabrook (Columbia)
	Pitcher	Eddie Albert (Dartmouth)
March 9	Rookie	Bryce Miller (Yale)
	Player	Jack Dauer (Yale)
	Pitcher	Peter Dubie (Brown)
March 16	Rookie	Jake Hower (Cornell)
	Player	Owen Carlson (Cornell)
	Pitcher	Justin Kim (Princeton)
March 23	Rookie	Camren Piwnicki (Brown)
	Player	Gio Colasante (Harvard)
	Pitcher	Dylan Reid (Brown)
March 31	Rookie	Drew Nelson (Brown)
	Player	Gio Colasante (Harvard)
	Pitcher	Daniel Cohen (Yale)
April 6	Rookie	Drew Nelson (Brown)
	Player	Nick Spaventa (Penn)
	Pitcher	Marty Coyne (Penn)
April 13	Rookie	Henry Murray (Dartmouth)
	Player	Jack Kail (Columbia)
	Pitcher	Thomas Shurtleff (Penn)
April 20	Rookie	Jay Secretarski (Penn)
	Player	Nick Spaventa (Penn)
	Pitcher	Thomas Shurtleff (Penn)
	Rookie	Ross Yoshida (Cornell)

STANDINGS AND SCHEDULES

as of 4/23/26		IVY LEAGUE					OVERALL					
OPPONENT	W-L	PCT	GB	STREAK	W-L	PCT	STREAK	HOME	AWAY	NEUTRAL	RPI	
Yale	11-4	.733	—	W2	23-11	.676	W3	11-4	12-6	0-1	162	
Brown	10-4	.714	0.5	W1	18-14	.563	W1	10-4	7-8	1-2	182	
Penn	9-6	.600	2.0	L1	15-19	.441	L2	10-3	5-15	0-1	185	
Columbia	6-8	.429	4.5	W1	11-21	.344	W2	6-6	5-15	0-0	214	
Harvard	6-9	.400	5.0	L1	8-22	.267	L1	2-5	6-17	0-0	232	
Dartmouth	6-9	.400	5.0	L1	11-19	.367	W1	5-3	4-16	2-0	260	
Princeton	6-9	.400	5.0	W1	12-23	.343	L1	5-7	7-16	0-0	198	
Cornell	5-10	.333	6.0	L2	8-23	.258	W1	4-6	4-13	0-4	281	

LAST WEEK'S RESULTS

Tuesday, April 14

Binghamton 11, Cornell 4

Harvard 17, UMass 12
Brown 9, Holy Cross 1
Columbia 13, Fairfield 6

Wednesday, April 15

Dartmouth 5, Siena 3
Monmouth 5, Penn 3
Princeton 10, Rider 9
Yale 6, Quinnipiac 5 (12 inn.)

Friday, April 17

Cornell 5, Yale 3

Dartmouth 5, Harvard 3
Princeton 8, Penn 6

Saturday, April 18

Yale 16, Cornell 5

Yale 6, Cornell 3
Brown 6, Columbia 1
Columbia 11, Brown 2
Dartmouth 6, Harvard 4 (12 inn.)
Harvard 7, Dartmouth 6
Penn 12, Princeton 0
Princeton 7, Penn 4

Sunday, April 19

Columbia at Brown, ppd.

THIS WEEK'S RESULTS

Tuesday, April 21

Cornell 10, Binghamton 6

Brown 6, Harvard 3
Dartmouth 4, Holy Cross 3
Saint Joseph's 8, Penn 2

Wednesday, April 22

Columbia 8, Stony Brook 4
Wagner 16, Princeton 11
Yale 14, Sacred Heart 5

Friday, April 24

Yale at Columbia, 3:00

Saturday, April 25

(All games are scheduled DHs)

Cornell at Brown, 11:30 a.m.

Princeton at Dartmouth, 11:30 a.m.
Penn at Harvard, 11:30 a.m.

THIS WEEKEND'S SCHEDULE

Sunday, April 26

Cornell at Brown, 12:00

Yale at Columbia, 11:30 a.m. (DH)
Princeton at Dartmouth, 12:00
Penn at Harvard, 12:00

STAYING STRONG IN THE FIELD

► Cornell has been one of the Ivy League's steadiest defensive teams over the past two-plus seasons. After posting back-to-back program-record fielding percentages of .975 (35E in 1,407 chances) in 2024 and .976 (30E in 1,229 chances) in 2025, the Big Red own an **collective .972 fielding percentage (104E in 3,753 chances) since the start of the 2024 campaign, leading all Ivy League programs and ranking 100th nationally over that span.**

► Cornell's **104E since the beginning of the 2024 season are the third-fewest in Division I**, trailing only Notre Dame (102) and Northwestern (103), while serving as **one of five programs that has committed 115 or fewer errors** over that timeframe, accompanied by Dallas Baptist (111) and Auburn (115). The Big Red's **104E are 32 fewer than Brown (136)**, who serves as the next-closest Ivy League program, while the Big Red's **.972 fielding percentage is nearly three-full percentage points better than Penn's .969 mark.**

JUST A LITTLE BIT MORE...

► Cornell's 11-inning contest against Northwestern on Feb. 21 was the Big Red's first time playing a game with multiple extra innings since defeating Navy, 3-2, in 11 innings in the nightcap of a March 9, 2019, doubleheader, snapping the nation's longest active streak without playing multiple extra innings.

► The Big Red's 10 extra-inning games are **tied with Princeton for the third-fewest among programs that have been full-time Division I members since 2019.** Only Alabama A&M and Saint Peter's (eight each) have gone to extra innings fewer times.

► Cornell's last extra-inning win came at Yale in a 13-12 slugfest on March 22, 2025, while its last time the Big Red played a 12-inning game was March 13, 2015, when it lost to LIU Brooklyn, 5-4., in the RussMatt Invitational in Winter Haven, Fla.

NCAA LEADERS

FEWEST ERRORS COMMITTED

Since Start of 2024 Season (as of 4/23/26)

SCHOOL	G	PO	A	E	F%
Notre Dame	141	3617	1257	102	.980
Northwestern	142	3590	1311	103	.979
► Cornell	103	2655	994	104	.972
Dallas Baptist	160	4134	1456	111	.981
Auburn	154	3963	1241	115	.978

NCAA LEADERS

FEWEST EXTRA-INNING GAMES PLAYED

Since 2019 Season (as of 4/23/26)

SCHOOL	EIG
Alabama A&M	8
Saint Peter's	8
► Cornell	10
Princeton	10
Alcorn State	11
Mississippi Valley State	11
Arkansas-Pine Bluff	12
Dartmouth	13
St. Thomas	13

IVY PRESEASON POLL

► The Ivy League preseason poll was announced Feb. 12 with Columbia pitted as the favorite for a second consecutive season following a vote of 16 pollsters, comprised of two representatives from each of the eight Ivy League programs.

► The Lions, who finished as last year's co-regular-season champion with Yale and edged the Bulldogs in the championship round of the 2025 Ivy League Tournament, garnered nine first-place votes and finished with 118 points. Yale received the remaining seven first-place votes and had 116 points.

► Penn (100 points) finished behind both Columbia and Yale for third place, serving as the other Ancient Eight program to receive over 100 points.

► After Harvard (73 points) was picked to finish fourth, Princeton (49 points), Cornell (45 points) and Dartmouth (41 points) were only separated by eight points. Brown rounded out the eight-team poll with 34 points.

2026 IVY LEAGUE PRESEASON POLL

Two Votes Per Program

SCHOOL (First-Place Votes)	POINTS
1. Columbia (9)	118
2. Yale (7)	116
3. Penn	100
4. Harvard	73
5. Princeton	49
► 6. Cornell	45
7. Dartmouth	41
8. Brown	34

SERIES HISTORY



SERIES HISTORY

CORNELL LEADS, 74-65-2

Ithaca, N.Y. (Booth Field):	37-32-1 (2-1)
Providence, R.I. (AFF at Murray Stadium):	26-40 (24-29)
Neutral Sites:	2-2-1
Under Dan Pepicelli:	6-16

SCORING RECORDS

CORNELL		BROWN	
Ithaca:	17	Ithaca:	16
COR, 17-4 (4/21/1984)		BRWN, 16-5 (4/20/2005)	
Providence:	18	Providence:	19
COR, 18-2 (4/10/1971)		BING, 19-11 (4/14/2002)	
Neutral Site:	8	Neutral Site:	8
Tie, 8-8 (4/1/1970)		Tie, 8-8 (4/1/1970)	

GAME-BY-GAME (SINCE 2000)

DATE	SITE	SCORE
4/8/2000	Providence, R.I.	W, 4-3 (7 inn.)
4/8/2000	Providence, R.I.	L, 4-8
5/2/2001	Ithaca, N.Y.	L, 1-7 (7 inn.)
5/2/2001	Ithaca, N.Y.	L, 5-14
4/14/2002	Providence, R.I.	L, 1-9 (7 inn.)
4/14/2002	Providence, R.I.	L, 11-19
4/6/2003	Ithaca, N.Y.	W, 7-6 (7 inn.)
4/6/2003	Ithaca, N.Y.	L, 2-3
4/9/2004	Providence, R.I.	L, 7-10 (7 inn.)
4/9/2004	Providence, R.I.	L, 10-14
4/20/2005	Ithaca, N.Y.	L, 5-16 (7 inn.)
4/20/2005	Ithaca, N.Y.	W, 8-6
4/10/2006	Providence, R.I.	L, 2-9 (7 inn.)
4/10/2006	Providence, R.I.	L, 4-5 (10 inn.)
4/1/2007	Ithaca, N.Y.	W, 2-1 (7 inn.)
4/2/2007	Ithaca, N.Y.	W, 5-4
4/5/2008	Providence, R.I.	L, 4-5 (7 inn.)
4/5/2008	Providence, R.I.	L, 7-11
3/28/2009	Ithaca, N.Y.	L, 2-10 (7 inn.)
3/28/2009	Ithaca, N.Y.	W, 8-4
4/11/2010	Providence, R.I.	L, 6-13 (7 inn.)
4/11/2010	Providence, R.I.	L, 4-15
4/3/2011	Ithaca, N.Y.	L, 2-5 (7 inn.)
4/3/2011	Ithaca, N.Y.	W, 13-8
4/7/2012	Providence, R.I.	W, 10-9 (11 inn.)
4/7/2012	Providence, R.I.	W, 12-5 (8 inn.)
3/30/2013	Ithaca, N.Y.	W, 6-1 (7 inn.)
3/30/2013	Ithaca, N.Y.	W, 4-1
4/6/2014	Providence, R.I.	W, 4-1 (7 inn.)
4/6/2014	Providence, R.I.	W, 6-5
3/30/2015	Ithaca, N.Y.	L, 4-5 (7 inn.)
3/30/2015	Ithaca, N.Y.	W, 10-6
4/9/2016	Providence, R.I.	L, 2-4 (7 inn.)
4/9/2016	Providence, R.I.	L, 6-7
4/1/2017	Ithaca, N.Y.	L, 1-8 (7 inn.)
4/1/2017	Ithaca, N.Y.	L, 4-7
5/5/2018	Providence, R.I.	W, 10-7 (10 inn.)
5/5/2018	Providence, R.I.	L, 6-7
5/6/2018	Providence, R.I.	W, 4-2
4/6/2019	Ithaca, N.Y.	L, 3-11
4/6/2019	Ithaca, N.Y.	L, 1-2
4/7/2019	Ithaca, N.Y.	L, 3-7
5/7/2022	Providence, R.I.	W, 3-0
5/7/2022	Providence, R.I.	L, 3-6
5/8/2022	Providence, R.I.	L, 7-10
4/8/2023	Ithaca, N.Y.	L, 8-12
4/8/2023	Ithaca, N.Y.	L, 0-1
4/9/2023	Ithaca, N.Y.	L, 2-5
5/4/2024	Providence, R.I.	L, 2-11
5/4/2024	Providence, R.I.	L, 12-13 (10 inn.)
5/5/2024	Providence, R.I.	W, 9-4
3/28/2025	Ithaca, N.Y.	L, 4-5
3/29/2025	Ithaca, N.Y.	W, 9-6
3/29/2025	Ithaca, N.Y.	W, 13-10 (7 inn.)

SCOUTING BROWN

► One of two Ancient Eight programs with a winning record, Brown (18-14, 10-4 Ivy League) enters this weekend's series in a tight race atop the Ivy League standings, sitting a half-game behind Yale (23-11, 11-4 Ivy League) while holding a game in hand and the head-to-head tiebreaker over the Bulldogs.

► The Bears' offense is anchored by Mika Petersen (.341) and Alex Benevento (.305), the team's only qualified hitters batting above .300. Both share the team lead in slugging percentage (.508) and OPS (.911 each). Petersen leads the team in hits (43) and triples (3), while Benevento paces the Bears in runs (32) and home runs (5). Matt Luigs, who leads Brown in on-base percentage (.404), Benevento and Petersen are all threats on the bases as well, combining to go 41-for-45 on steal attempts. Luigs has a team-best 17 steals, going 17-for-18, while Benevento is 14-for-16 and Petersen 10-for-11. DJ Dillehay leads the team with 30 RBI.

► Brown's pitching staff has been one of the Ivy League's best, posting a 4.51 team ERA that ranks 47th nationally and second in the conference behind Dartmouth (4.18). The Bears have logged six shutouts this season, tied for second in Division I behind only Florida (seven), joining Auburn, Mississippi State, Oklahoma, Oregon, USC and Texas State. Junior right-hander Dylan Reid (4-2, 3.18 ERA) leads the staff in ERA among qualifying pitchers, holding opponents to a .196 average (27-for-138) across 39.2IP in nine appearances — his 6.13 H/9 leads all Ivy League pitchers and ranks 30th nationally. Senior right-hander Drew Nelson (5-2, 4.44 ERA) owns an Ivy League-best five wins, while junior right-hander Peter Dubie (3-4, 4.29 ERA) leads the team with 54K across 50.1IP. Out of the bullpen, junior right-hander Christian Keel (1-2, 4.05 ERA) leads the Ivy League and ranks 35th nationally with six saves in 15 appearances, holding opponents to a .208 average with 25K in 26.2IP.

134 YEARS, 325 MILES, 141 MEETINGS

► Brown leads the all-time series between the programs, 74-65-2, dating to the first meeting on May 6, 1892, in Providence, where Frank Sexton struck out 10 Big Red batters in a 15-3 Bears victory. Cornell is 26-40 all-time in Providence and 24-29 at Attanasio Family Field at Murray Stadium.

► Despite Brown's 11-4 advantage in the last 15 meetings, Cornell has won three of the last four, including taking two out of three in last season's series at Booth Field. The Bears' seven-game winning streak — tied with a pair of seven-game runs by Cornell (May 8, 1970 - May 11, 1974; April 3, 2011 - April 6, 2014) for the longest in series history — was snapped on May 5, 2024, when the Big Red posted a 9-4 victory to clinch a spot in that year's Ivy League Baseball Tournament.

► The most recent meeting between the programs produced one of the more unusual results in series history. Cornell jumped out to a 5-0 first-inning lead before Brown took charge, 9-8, through four innings. The Big Red regained the lead, 10-9, in the fifth before the Bears tied the game at 10-10 in the sixth. Cornell scored three runs across the sixth and seventh innings to lead 13-10, but dense fog and darkness prompted the three-man umpiring crew to declare conditions unplayable while Brown was still batting in the top of the eighth and already having scored 10 runs in the frame. Since the Bears' half-inning was not finished, the score reverted to the end of the last completed inning, granting Cornell a 13-10 victory in seven innings.

► A series victory this weekend would give Cornell consecutive season series wins over Brown for the first time since sweeping doubleheaders in 2012, 2013 and 2014 — the latter six games of its most recent seven-game win streak.

CORNELL VS. BROWN

PLAYER	GP	GS	AB	R	H	2B	3B	HR	RBI	BB	HBP	SO	SF	SH	SB	AVG	OBP	SLG	
TJ Swidorski	1	1	6	3	3	1	0	0	0	0	0	1	0	0	0	.500	.500	.667	
Owen Carlson	4	3	11	3	3	0	1	0	1	1	0	3	1	0	0	.273	.308	.455	
Kevin Hager	5	5	17	5	4	0	0	0	2	3	1	2	1	0	0	.235	.364	.235	
Caden Wildman	7	4	15	3	2	1	0	0	3	1	1	2	1	1	2	.133	.222	.200	
Luke Johnson	3	1	8	0	1	0	0	0	0	0	0	1	0	0	0	.125	.125	.125	
Ryan Dillon	1	1	2	0	0	0	0	0	0	0	0	1	0	0	0	.000	.000	.000	
Jayden Shin	1	0	1	0	0	0	0	0	0	0	0	1	0	0	0	.000	.000	.000	
Mason Barela	1	0	0	0	0	0	0	0	0	0	1	0	0	0	0	.000	1.000	.000	
TOTALS	23	15	60	14	13	2	1	0	6	5	3	11	3	1	2	.217	.296	.283	
PLAYER	W-L	ERA	APP	GS	CG	SHO	SV	IP	H	R	ER	BB	SO	AVG	WP	HP	BK	SF	SH
Beck Urofsky	0-0	0.00	2	0	0	0	0	3.0	4	0	0	0	0	.333	0	1	0	1	0
John Gerfen	0-0	0.00	1	0	0	0	0	1.1	1	0	0	1	1	.250	0	0	0	0	0
Carson Mayfield	0-0	2.84	3	1	0	0	0	12.2	9	4	4	2	10	.191	3	5	0	0	0
Ethan Hamill	1-1	4.00	2	2	0	0	0	9.0	11	12	4	4	5	.306	0	3	0	0	2
Josh Shea	1-0	4.50	1	0	0	0	0	2.0	2	1	1	2	1	.250	0	0	0	0	0
Noah Keller	0-2	7.94	3	2	0	0	0	11.1	12	10	10	5	12	.286	2	1	0	0	3
Sam Keene	0-0	9.00	1	1	0	0	0	4.0	6	4	4	3	1	.429	1	0	0	0	2
John Hegarty	0-1	9.00	1	0	0	0	0	3.0	6	3	3	1	3	.462	0	0	0	0	1
Huxley Holcombe	1-0	9.35	2	2	0	0	0	8.2	8	11	9	7	6	.276	0	3	0	0	3
TJ Swidorski	0-0	∞	1	0	0	0	0	0.0	0	1	1	1	0	.000	2	1	0	0	0
TOTALS	3-4	5.89	17	8	0	0	0	55.0	59	46	36	26	39	.288	8	14	0	1	11

BOOTH FIELD



► After spending over 100-plus years at Hoy Field, Cornell's legendary, and storied, on-campus field, the Cornell baseball team officially moved to Booth Field, the program's brand-new, \$17.5 million off-campus facility on Friday, April 21, 2023.

► Booth Field is named in honor of former Cornell pitcher **RICH BOOTH** '82, who has shown "extraordinary leadership and generosity — much of its anonymous — over the last four decades."

► The facility features many state-of-the-art amenities for the Cornell baseball team, including a 1500-square foot team room and lounge, 1500-square foot locker room, and a 7000-square foot indoor area for batting cages and pitching mounds. A nutrition station, Hall of Fame area, and a coaches room is included at the facility, which was completed this past summer.

YEAR-BY-YEAR RESULTS

SEASON	RECORD	W%	RF	RA	+/-
2023	1-5	.167	31	48	-17
2024	7-5	.583	86	92	-6
2025	3-6	.333	56	65	-9
2026	4-6	.400	42	76	-34
TOTALS	15-22	.405	215	281	-66

BOOTH FIELD FIRSTS (ALL INSTANCES OCCURRED ON 4/21/23 UNLESS DENOTED)

GAME: Friday, April 21, 2023 (Princeton 11, Cornell 8)

CORNELL WIN: April 28, 2023 (Game 2)
Cornell 11, Penn 9

ATTENDANCE: 397

TIME OF GAME | TEMPERATURE: 2:21 | 84°F

FIRST PITCH: 3:33 p.m. by Spencer Edwards, Cornell;
fastball, ball

BATTER: Matt Scannell, Princeton (homered)

PLATE UMPIRE: Mike Lum

HIT: Home run by Matt Scannell, 1st inning, none on

RUN: Matt Scannell, Princeton (homered)

SINGLE: Brendan Cumming, Princeton, 1st inning

DOUBLE: Max Jensen, Cornell, 1st inning

TRIPLE: Jakobi Davis, Cornell, 2nd inning

FIRST RBI: Matt Scannell, Princeton, 1st inning (homered)

HOME RUN: Matt Scannell, Princeton,
(1st inning off Spencer Edwards)

CORNELL HOME RUN: Sam Kaplan (two-run), 5th inning,
off Princeton's Jackson Emus

TWO-RUN HOME RUN: Kyle Vinci, Princeton,
(4th inning off Spencer Edwards)

CORNELL TWO-RUN HOME RUN: Sam Kaplan, 5th inning,
off Princeton's Jackson Emus

THREE-RUN HOME RUN: Kyle Vinci, Princeton,
(7th inning off Carson Mayfield)

CORNELL THREE-RUN HOME RUN: Joe Hollerbach,
(4/28/23, 3rd inning, off Penn's Cole Zaffiro)

GRAND SLAM: Kyle Vinci, Princeton, 4/8/23,
(7th inning off Von Baker)

CORNELL GRAND SLAM: Nathan Waugh, 3/30/24,
(2nd inning, off Dartmouth's Marco Dumsky)

PINCH-HIT HOME RUN: Never happened

INSIDE-THE-PARK HOME RUN: Never happened

WINNING PITCHER: Jackson Emus, Princeton (starter)

LOSING PITCHER: Spencer Edwards, Cornell (starter)

SAVE: Jacob Faulkner, Princeton

PUTOUT: Matt Barnhorst, Cornell (first out of 6-4-3 DP)

ASSIST: Ryan Porter, Cornell (GIDP to shortstop)

ERROR: Noah Granet, Princeton, fielding

CG SHUTOUT: Tom Chmielewski, Princeton, 4/8/23

9-INNING CG SHO: Has not happened

WALK: Cornell's John Quinlan by
Princeton's Jackson Emus, 1st inning

STRIKEOUT: Princeton's Kyle Vinci by
Cornell's Spencer Edwards, 1st inning

STOLEN BASE: Scott Bandura, Princeton, 4th inning

DOUBLE PLAY: Porter-Barnhorst-Jensen, Cornell, 1st inn.

TRIPLE PLAY: Has not happened

BALK: Noah Keller, Cornell, 3/30/24 (G2), vs. Dartmouth

ONE-HITTER: 4/4/26 (G2) vs. Dartmouth (L, 0-15)

NO-HITTER: Has not happened

EXTRA-INNING GAME: 4/20/24 (G2) vs. Yale
(W, 10-9 — 10 inn.)



DAN PEPICELLI

24

10TH SEASON AT CORNELL

Years in Role: 10th Season as Head Coach
College: SUNY Cortland '90
Coaching Location: Dugout

DAN PEPICELLI, the Ted Thoren Head Coach of Cornell Baseball, was named the 17th head coach in Cornell baseball history on Aug. 10, 2015, and is entering his 11th season at the helm of the Cornell baseball program.

Pepicelli's 120 wins as the Big Red's head coach stand as the fourth-most in program history, trailing **TED THOREN** (515), **TOM FORD** (264), and **BILL WALKENBACH** (130).

Under Pepicelli's tutelage, Cornell has produced 30 All-Ivy League selections — including nine First Team and nine Second Team selections. Four Big Red players have also been selected in the Major League Baseball Amateur Draft.

Before his arrival on East Hill, Pepicelli spent six seasons at Clemson where he had three coaching titles during his six-year stay. The final three years with the Tigers were as the associate head coach.

He became the Tigers' first pitching coach to lead a staff to Omaha in his first season with the squad. That year, Clemson's pitching staff posted the first of four consecutive seasons with a sub-4.00 ERA. Pepicelli recruited and developed Matt Crownover, who earned freshman All-America accolades in 2013 and ACC Pitcher of the Year honors in 2015, and was instrumental in assembling *Baseball America's* ninth-ranked recruiting class in 2015. Ten Clemson pitchers were selected in the Major League Baseball Amateur Draft in Pepicelli's tenure at Clemson.

By joining the Big Red, Pepicelli returned home to upstate New York, where he previously had 11 years of head coaching experience at the Division III level between St. John Fisher and Hartwick.

After serving as an assistant coach for three seasons at Hartwick, Pepicelli was promoted to head coach for the 1999 season. Following his two-year tenure at Hartwick, Pepicelli was head coach and assistant athletic director at St. John Fisher for nine seasons (2001-09). Pepicelli was a two-time Empire 8 Coach of the Year (2001, 2007), with the latter coming when the Cardinals advanced to the NCAA Division III College World Series for the first time in program history.

Pepicelli's teams at St. John Fisher had winning records in each of his last seven seasons. His team garnered national recognition for sportsmanship in 2008 after a line-drive foul ball struck the opposing team's third-base coach in the head during the ninth inning of the play-in game of the 2008 ECAC Upstate Championship. Despite the fact the Cardinals were trailing, Pepicelli and the Cardinals elected to concede the game, ending any hope of clinching a berth an NCAA Tournament berth. The Committee on Sportsmanship and Ethical Conduct presented Pepicelli's team with the NCAA All-Divisions Sportsmanship Award.

Along with being the baseball coach at St. John Fisher, Pepicelli was the head strength and conditioning coach where he spent three years on the NCAA Competitive Safeguards Committee. He is a certified strength and conditioning specialist and is a member of the National Strength & Conditioning Association.

A native of Schenectady, N.Y., Pepicelli is married to the former Robyn Molloy, who played for and served as an assistant coach with the Syracuse women's soccer team. The couple has a daughter, Mia, and a son, Owen.

PEPICELLI'S FILE

COACHING EXPERIENCE

1988	Mohawk Valley CC (Volunteer Assistant)
1996-98	Hartwick (Assistant Coach)
1999-2000	Hartwick (Head Coach)
2001-09	St. John Fisher (Head Coach)
2010	Clemson (Assistant Coach)
2011-12	Clemson (Assistant Head Coach)
2013-15	Clemson (Associate Head Coach)
2016-Pres.	Cornell (Head Coach)

PLAYING EXPERIENCE

1986-87	Mohawk Valley Community College
1990	SUNY Cortland
1991	SUNY Oneonta

EDUCATION

SUNY Cortland
 B.S., Economics and Management Science, 1990

COACHING CAREER

SEASON	RECORD	W%	CONF.	W%
HARTWICK (1999-2000)				
1999	9-22	.290	—	—
2000	12-18	.400	3-3	.500
TOTALS	21-40	.344	3-3	.500
ST. JOHN FISHER (2001-09)				
2001	19-14	.576	6-2	.750
2002	15-19	.441	3-3	.500
2003	16-16	.500	4-4	.500
2004	27-14	.659	4-4	.500
2005	22-15	.595	5-3	.625
2006	26-15	.634	9-7	.563
2007	28-13	.683	7-5	.583
2008	25-14-2	.634	9-7	.563
2009	22-17	.564	8-8	.500
TOTAL	200-137-2	.593	55-43	.561
CORNELL (2016-PRES.)				
2016	14-24	.368	7-13	.350
2017	21-17	.553	9-11	.450
2018	14-22-1	.392	9-12	.429
2019	14-24	.368	8-13	.381
2020	1-8	.111	—	—
2021	— NO SEASON (COVID-19 PANDEMIC) —			
2022	11-25	.306	5-16	.238
2023	9-26	.257	8-13	.381
2024	17-21	.447	11-10	.524
2025	12-22	.353	7-14	.333
2026	8-23	.258	5-10	.333
TOTALS	121-212-1	.364	69-112	.381
OVERALL	342-389-3	.468	127-158	.446



#27

JOHN TOPPA

ASSISTANT COACH
 4TH SEASON AT CORNELL



#38

KYLE CANAVALLY

ASSISTANT COACH
 1ST SEASON AT CORNELL



#39

MCGWIRE TUFFY

ASSISTANT COACH
 1ST SEASON AT CORNELL

2026 BIG RED HOME RUNS

PLAYER	HR	vL	vR	ROAD/		RUNNERS ON				OUTS			TIED GO		DIRECTION					TEAM W-L	DATE	LAST HR		ABS SINCE	
				HOME	NEUTRAL	0	1	2	3	0	1	2	GAME	AHEAD	LF	LC	CF	RC	RF			OPPONENT	PITCHER		
Troy Ashkinos	—	—	—	—	—	—	—	—	—	—	—	—	—	—	—	—	—	—	—	—	—	3/15/25 ⁽⁶²⁾	Crown (MN)	Tirrell	4
Aiden Barclay	—	—	—	—	—	—	—	—	—	—	—	—	—	—	—	—	—	—	—	—	—	—	—	—	—
Mason Barela	3	1	2	1	2	3	—	—	—	2	—	1	1	2	2	1	—	—	—	1-2	4/21/26	Binghamton	Bates	36	
Tyler Beaulieu	3	—	3	1	2	1	1	1	—	—	2	1	—	—	2	1	—	—	—	1-2	4/21/26	Binghamton	McAliney	2	
Caden Callaway	—	—	—	—	—	—	—	—	—	—	—	—	—	—	—	—	—	—	—	—	—	—	—	—	—
Owen Carlson	2	—	2	—	2	—	2	—	—	—	2	—	—	—	—	—	—	—	0-2	2/22/25	Boston Coll.	Hartsell	71		
Ryan Dillon	—	—	—	—	—	—	—	—	—	—	—	—	—	—	—	—	—	—	—	—	—	—	—	—	—
Kevin Hager	3	—	3	—	3	2	1	—	—	—	1	2	—	1	2	—	1	—	0-2	3/31/26	Army	Donecea	25		
Jake Hower	2	—	2	—	2	2	—	—	—	1	1	—	1	1	2	—	—	—	2-0	3/22/26	Princeton	Penney	49		
Luke Johnson	1	—	1	1	—	—	1	—	—	—	1	—	—	—	1	—	—	—	1-0	3/29/26 ⁽⁶²⁾	Harvard	Kahn	47		
Trent Lopez	3	—	3	2	1	2	—	1	—	2	1	—	—	—	1	—	1	—	2-1	4/21/26	Binghamton	Taylor	1		
Jackson Marko	—	—	—	—	—	—	—	—	—	—	—	—	—	—	—	—	—	—	—	—	—	—	—	—	—
Jayden Shin	1	—	1	1	—	—	—	1	—	—	1	—	—	—	—	—	—	—	1-0	4/3/26	Dartmouth	Dumsky	30		
TJ Swidorski	4	—	4	1	3	1	1	1	1	—	—	4	—	1	3	—	1	—	1-3	4/21/26	Binghamton	Tarsia	0		
Beck Urofsky	—	—	—	—	—	—	—	—	—	—	—	—	—	—	—	—	—	—	—	—	—	—	—	—	—
Matthew Walters	—	—	—	—	—	—	—	—	—	—	—	—	—	—	—	—	—	—	—	—	—	—	—	—	—
Caden Wildman	1	—	1	—	1	—	1	—	—	—	—	1	—	—	1	—	—	—	1-0	3/22/26	Princeton	Wolf	56		

2-HR GAMES (1)

PLAYER (CAREER NO.) DATE / OPP

Kevin Hager (1) 3/31 at Army

GRAND SLAMS (1)

PLAYER (CAREER NO.) DATE / OPP

TJ Swidorski (1) 3/8 at FOR

LEADOFF HR (1)

PLAYER (CAREER NO.) DATE / OPP

Mason Barela (1) 4/21 at BING

INSIDE-THE-PARK (0)

PLAYER (CAREER NO.) DATE / OPP

3-HR GAMES (0)

PLAYER (CAREER NO.) DATE / OPP

PINCH-HIT HR (1)

PLAYER (CAREER NO.) DATE / OPP

Trent Lopez (1) 4/14 vs. BING

WALK-OFF HR (0)

PLAYER (CAREER NO.) DATE / OPP

BACK-TO-BACK (0)

PLAYERS DATE / OPP

BIG RED MISCELLANEOUS BATTING

PLAYER	MULTI-HIT GAMES						MULTI-RBI GAMES					HIT STREAKS				HITS				
	2	3	4	5+	TOTAL	CAREER	2	3	4	5+	TOTAL	CAREER	5-9	10-14	15+	ACTIVE	2026 HIGH	CAREER HIGH	INFIELD BUNT	
Troy Ashkinos	—	—	—	—	—	6	—	—	—	—	—	3	—	—	—	0	—	5, 2025	1	—
Aiden Barclay	2	—	—	—	2	2	—	—	—	—	—	—	—	—	—	0	4, 2/22 - 3/1	4, 2026	2	—
Mason Barela	2	3	—	1	6	6	1	—	—	—	1	3	1	—	—	1	9, 2/27 - 3/15	9, 2026	4	—
Tyler Beaulieu	1	1	—	—	2	2	3	1	—	—	4	4	—	—	—	4	4, 4/17 - Pres.	4, 2026	—	—
Caden Callaway	—	—	—	—	—	—	—	—	—	—	—	—	—	—	—	1	—	—	1	—
Owen Carlson	6	3	—	—	9	20	3	—	—	—	3	4	2	—	—	0	9, 2/20 - 3/7	9, 2025-26	1	—
Ryan Dillon	1	—	—	—	1	1	—	—	—	—	—	—	—	—	—	1	3, 3/31 - 4/12	3, 2026	3	—
Kevin Hager	6	3	—	—	9	22	2	—	—	—	2	9	2	—	—	2	7, 3/7 - 3/21	7, 2026	6	—
Jake Hower	7	1	—	—	8	8	3	1	—	—	4	4	1	—	—	0	5, 2/20 - 2/27	5, 2026	4	—
Luke Johnson	6	2	—	—	8	16	1	1	—	—	2	7	1	—	—	0	6, 3/7 - 3/15	6, 2026	5	—
Trent Lopez	—	—	—	—	—	—	1	1	—	—	2	2	—	—	—	1	2, 4/14 - 4/17	2, 2026	—	—
Jackson Marko	—	—	—	—	—	—	—	—	—	—	—	—	—	—	—	0	—	—	—	—
Jayden Shin	1	1	—	—	2	2	—	1	—	—	1	1	—	—	—	4	4, 4/17 - Pres.	4, 2026	1	1
TJ Swidorski	6	1	—	—	7	17	3	2	1	—	6	12	1	—	—	2	5, 3/29 - 4/4	5, 2026	1	—
Beck Urofsky	—	—	—	—	—	—	—	—	—	—	—	—	—	—	—	—	—	—	—	—
Matthew Walters	—	—	—	—	—	—	—	—	—	—	—	—	—	—	—	—	—	—	—	—
Caden Wildman	5	2	1	—	8	25	4	—	—	—	4	13	1	—	—	1	5, 2/21 - 3/1	11, 2024	3	—

Bold denotes active streak

BIG RED W-L RECORD BY LINEUP CARD

PLAYER	BATTING ORDER (STARTS)									BY POSITION (STARTS)								
	1ST	2ND	3RD	4TH	5TH	6TH	7TH	8TH	9TH	C	1B	2B	3B	SS	LF	CF	RF	DH
Troy Ashkinos	—	—	—	—	—	0-1	1-2	0-1	—	—	—	—	—	—	—	—	1-4	
Aiden Barclay	—	—	—	—	—	1-0	0-3	1-2	3-9	—	0-2	1-1	1-5	—	1-2	—	2-4	
Mason Barela	1-0	1-2	1-8	3-8	2-2	—	—	—	—	6-15	—	1-1	—	—	—	—	1-4	
Tyler Beaulieu	3-7	—	—	—	—	—	1-2	3-5	0-1	—	—	—	—	7-15	—	—	—	
Caden Callaway	0-2	—	—	—	—	—	—	—	—	—	—	—	—	0-2	—	—	—	
Owen Carlson	1-2	2-12	2-5	—	—	—	—	—	—	—	—	3-15	—	—	—	—	2-4	
Ryan Dillon	—	—	—	—	—	—	—	—	—	2-8	—	—	—	—	—	—	—	
Kevin Hager	—	3-8	—	—	0-1	2-11	1-1	—	—	—	—	—	6-21	—	—	—	—	
Jake Hower	—	—	1-0	1-2	4-16	2-3	—	0-2	—	—	—	—	—	—	—	8-23	—	
Luke Johnson	3-8	—	—	—	—	1-2	1-6	2-3	—	—	—	0-1	7-18	—	—	—	—	
Trent Lopez	—	—	—	—	1-0	1-1	0-1	0-3	0-1	—	—	—	—	0-4	—	—	2-2	
Jackson Marko	—	—	—	—	—	—	—	—	—	—	—	—	—	—	—	—	—	
Jayden Shin	—	—	—	—	—	1-1	1-4	1-5	2-3	—	5-9	—	—	—	—	—	0-4	
TJ Swidorski	0-4	1-1	—	1-0	1-4	0-4	3-4	1-2	1-1	—	3-12	3-5	—	2-2	—	—	0-1	
Beck Urofsky	—	—	—	—	—	—	—	—	—	—	—	—	—	—	—	—	—	
Matthew Walters	—	—	—	—	—	—	—	—	—	—	—	—	—	—	—	—	—	
Caden Wildman	—	1-0	4-10	3-13	—	—	—	—	—	—	—	—	—	—	8-23	—	—	

BIG RED STARTING PITCHER RUN SUPPORT

PLAYER	RUN		RUN SUPP.	RUNS	RUNS	TEAM	QUALITY
	GS	SUPPORT	PER 9 IP	IN STARTS	PER START	W-L	STARTS
Ethan Hamill	9	19	4.50	44	4.89	2-7	1
Huxley Holcombe	9	18	3.83	24	2.67	2-7	2
Ethan Van Sice	5	12	7.53	23	4.60	1-4	1
Carson Mayfield	5	11	5.12	27	5.40	1-4	0
Andrew Houghton	1	9	27.00	10	10.00	1-0	0
Noah Keller	1	1	13.50	6	6.00	0-1	0
John Hegarty	1	2	4.91	5	5.00	1-0	0
TOTALS	31	72	5.34	139	4.48	8-23	4

BIG RED 2026 PITCHING SPLITS

	W	L	SV	G	IP	H	R	ER	HR	BB	SO	ERA	AVG
TOTALS	8	23	4	31	267.0	286	259	218	33	156	239	7.35	.276
Home	4	6	1	10	90.0	80	76	68	10	47	83	6.80	.245
Away	4	13	3	17	140.1	161	148	117	21	85	119	7.50	.286
Neutral	0	4	0	4	36.2	45	35	33	2	24	37	8.10	.306
Day	7	23	4	30	258.0	277	253	212	33	153	230	7.40	.277
Night	1	0	0	1	9.0	9	6	6	0	3	9	6.00	.257
Starter	3	17	—	31	121.1	121	103	88	14	70	105	6.53	.263
Reliever	5	6	4	31	145.2	165	156	130	19	86	134	8.03	.286
February	0	6	0	6	52.2	68	55	48	8	32	59	8.20	.313
March	4	10	3	14	117.2	122	117	98	19	64	101	7.50	.267
April	4	7	1	11	96.2	96	87	72	6	60	79	6.70	.265
May	—	—	—	—	—	—	—	—	—	—	—	—	—

RUNS BY INNING

	1	2	3	4	5	6	7	8	9	10	11	12	13	14	15	TOT
BIG RED	22	11	17	13	19	23	13	6	14	0	1	—	—	—	—	139
OPPONENTS	38	24	36	24	32	32	25	26	20	0	2	—	—	—	—	259
DIFFERENCE	-16	-13	-19	-11	-13	-9	-12	-20	-6	0	-1	—	—	—	—	-120

VICTORY MARGIN

	1	2	3	4	5	6	7	8	9	10	11	12	13	14	15+
BIG RED	—	3	2	1	1	—	1	—	—	—	—	—	—	—	—
OPPONENTS	4	—	3	1	2	2	1	4	1	1	1	1	1	—	1

BIG RED MULTI-RUN INNINGS

	TIMES	LAST TIME
2 Runs	24	4/21 at Binghamton (1st inning, 2 hits)
3 Runs	6	4/21 at Binghamton (4th inning, 2 hits)
4 Runs	5	4/21 at Binghamton (3rd inning, 4 hits)
5 Runs	0	—
6 Runs	0	—
7 Runs	0	—
8 Runs	0	—
9 Runs	1	3/8 at Fordham (6th inning, 6 hits)
10+ Runs	0	—

BIG RED LINEUP PRODUCTION

	AB	R	H	2B	3B	HR	RBI	BB	SO	AVG	OBP	SLG	OPS
1st	131	20	29	6	0	2	16	8	29	.221	.280	.313	.593
2nd	119	20	40	4	0	5	14	20	25	.336	.444	.496	.939
3rd	122	19	32	8	0	2	13	13	26	.262	.353	.377	.730
4th	124	8	34	3	0	2	13	5	30	.274	.313	.347	.660
5th	111	15	26	3	0	3	18	7	28	.234	.336	.342	.678
6th	115	18	32	3	0	4	15	6	28	.278	.352	.409	.760
7th	113	10	23	3	1	1	10	5	27	.204	.266	.274	.540
8th	105	20	26	9	0	2	15	9	27	.248	.339	.390	.729
9th	98	9	23	4	0	2	11	8	37	.235	.321	.337	.658

BIG RED 2026 BATTING SPLITS

	AB	R	H	2B	3B	HR	RBI	BB	SO	AVG	OBP	SLG	OPS
TOTALS	1038	139	266	43	1	23	125	81	257	.256	.328	.366	.694
Home	317	42	75	13	0	7	35	25	63	.237	.324	.344	.668
Away	585	80	163	25	0	14	76	46	154	.279	.352	.393	.746
Neutral	136	17	28	5	1	2	14	10	40	.206	.290	.301	.592
Day	1002	129	256	43	1	19	115	78	248	.255	.335	.357	.692
Night	36	10	10	0	0	4	10	3	9	.278	.350	.611	.961
February	210	26	51	11	1	4	23	12	60	.243	.303	.362	.665
March	463	61	123	18	0	10	54	40	115	.266	.354	.369	.723
April	365	52	92	14	0	9	48	29	82	.252	.330	.364	.694
May	—	—	—	—	—	—	—	—	—	—	—	—	—

BIG RED COMEBACK VICTORIES

DATE	OPPONENT	SITE	LDS	LTS	GO-AHEAD PLAY DETAILS	SBP	SAP	FINAL
3/22	* Princeton	A	(M4)2-3	(M4)2-3	Hager scored on wild pitch	(8)3-3	4-3	6-3
3/30 (G2)	* Harvard	H	(M1)0-1	(M1)0-1	Johnson RBI single	(1)1-1	2-1	9-5
4/4 (G1)	* Dartmouth	H	(M6)1-2	(M6)1-2	Carlson RBI single	(7)2-2	3-2	4-2
4/17	* Yale	H	(M4)2-3	(M4)2-3	Wildman RBI single	(5)3-3	4-3	5-3

* - Ivy League regular-season game; ^ - walkoff; V/H - Cornell's batting designation; LDS - (inning)largest deficit score (latest listed if there were ties for largest deficit); LTS - (inning)latest trailed score; SBP - (inning)score before go-ahead play; SAP - score after go-ahead play; Note: **Bold** denotes a Cornell home game.

2026 CORNELL OVERALL STATISTICS

Overall

8-23

Home

4-6

Away

4-13

Neutral

0-4

Ivy League

5-10

BATTING STATISTICS

#	PLAYER	AVG	GP	GS	AB	R	H	2B	3B	HR	RBI	TB	SLG%	BB	HBP	SO	GDP	OB%	SF	SH	SB	ATT
14	Kevin Hager	.330	27	27	97	14	32	4	0	3	10	45	.464	11	4	21	3	.420	0	1	5	5
15	Owen Carlson	.326	25	24	92	15	30	3	0	2	12	39	.424	16	1	14	2	.427	1	0	0	1
2	Mason Barela	.281	28	28	114	9	32	4	0	3	11	45	.395	2	0	27	1	.291	1	2	0	1
40	Jake Hower	.278	31	31	108	15	30	2	0	2	14	38	.352	7	13	21	1	.385	2	0	5	10
7	Luke Johnson	.276	26	26	98	18	27	5	0	1	12	35	.357	7	2	14	2	.336	0	1	11	14
4	Caden Wildman	.265	31	31	117	16	31	8	0	1	13	42	.359	10	5	28	2	.346	1	3	4	6
18	TJ Swidorski	.258	30	28	97	15	25	6	0	4	21	43	.443	4	10	31	0	.348	1	4	0	2
23	Jayden Shin	.224	24	18	67	10	15	2	1	1	6	22	.328	7	3	14	2	.325	0	0	0	0
1	Caden Callaway	.250	3	2	8	3	2	1	0	0	1	3	.375	3	0	2	0	.455	0	1	1	1
5	Tyler Beaulieu	.193	23	22	83	11	16	3	0	3	13	28	.337	6	3	19	2	.272	0	2	2	5
26	Aiden Barclay	.175	22	19	63	5	11	1	0	0	2	12	.190	2	4	25	0	.239	2	2	1	1
8	Ryan Dillon	.171	15	10	35	1	6	1	0	0	2	7	.200	3	0	21	0	.237	0	2	0	1
20	Trent Lopez	.158	18	8	38	6	6	2	0	3	7	17	.447	2	1	16	0	.220	0	1	0	0
44	Troy Ashkinos	.100	8	5	20	1	2	1	0	0	1	3	.150	1	1	4	1	.182	0	0	0	0
41	Jackson Marko	.000	2	0	1	0	0	0	0	0	0	0	.000	0	0	0	0	.000	0	0	0	0
TOTALS		.255	31		1038	139	265	43	1	23	125	379	.365	81	47	257	16	.335	8	19	29	47
OPPONENTS		.276	31		1036	259	286	52	8	33	224	453	.437	156	78	239	19	.402	25	11	116	123

PITCHING STATISTICS

#	PLAYER	ERA	W	L	APP	GS	CG	SHO	SV	IP	H	R	ER	BB	SO	2B	3B	HR	AB	AVG	WP	HBP	BK	SFA	SHA
34	Ross Yoshida	3.45	1	1	13	0	0	0/0	1	31.1	26	14	12	11	35	6	1	4	117	.222	1	4	0	1	1
37	Huxley Holcombe	4.68	1	6	9	9	0	0/0	0	42.1	34	27	22	20	41	7	2	3	153	.222	4	9	1	2	4
13	Ethan Hamill	6.16	0	3	9	9	0	0/0	0	38.0	36	27	26	20	33	6	2	6	141	.255	1	7	1	3	0
45	Tavian Ramos	0.00	1	1	2	0	0	0/0	0	1.2	0	2	0	1	3	0	0	0	6	.000	0	2	0	0	0
6	Ethan McHugh	0.00	0	0	1	0	0	0/0	0	1.0	1	0	0	0	0	1	0	0	4	.250	0	0	0	0	0
9	Graham Biben	0.00	0	0	1	0	0	0/0	0	0.2	1	0	0	1	0	0	0	0	3	.333	0	1	0	0	0
22	John Hegarty	2.88	3	0	9	1	0	0/0	0	25.0	12	8	8	15	17	4	0	0	78	.154	4	8	0	3	1
35	Alex Stoyer	3.86	0	0	4	0	0	0/0	0	2.1	2	1	1	1	0	0	0	0	8	.250	0	3	0	1	0
43	Michael Tight	7.48	0	0	10	0	0	0/0	0	21.2	28	28	18	11	16	7	0	2	91	.308	7	5	1	3	1
32	Carson Mayfield	8.38	1	4	5	5	0	0/0	0	19.1	29	23	18	6	18	6	0	4	84	.345	2	2	0	2	0
3	Ethan Van Sice	9.64	1	2	10	5	0	0/0	0	23.1	29	34	25	21	22	5	1	4	98	.296	6	6	0	2	1
28	Max Foster	12.00	0	2	12	0	0	0/0	3	15.0	18	22	20	12	19	3	0	3	60	.300	6	8	0	0	0
18	TJ Swidorski	12.27	0	0	3	0	0	0/0	0	3.2	10	7	5	1	4	2	0	0	21	.476	0	2	0	1	0
30	Andrew Houghton	12.83	0	0	10	1	0	0/0	0	13.1	19	19	19	14	8	3	0	2	54	.352	5	7	0	3	1
19	Braeden Johnson	13.50	0	0	5	0	0	0/0	0	6.0	8	9	9	8	2	0	0	1	23	.348	0	2	0	1	1
42	Josh Shea	13.86	0	2	11	0	0	0/0	0	12.1	21	19	19	5	7	0	0	2	54	.389	1	4	1	2	1
16	Noah Keller	15.30	0	2	9	1	0	0/0	0	10.0	12	19	17	9	14	2	2	2	41	.293	4	8	1	1	0
TOTALS		7.38	8	23	31	0	0	4	267.0	286	259	219	156	239	52	8	33	1036	.276	41	78	5	25	11	
OPPONENTS		3.91	23	8	31	0	3	10	276.0	265	139	120	81	257	43	1	23	1038	.255	27	47	3	8	19	

2026 CORNELL IVY LEAGUE STATISTICS

Overall **8-23**

Home **4-6**

Away **4-13**

Neutral **0-4**

Ivy League **5-10**

BATTING STATISTICS

#	PLAYER	AVG	GP	GS	AB	R	H	2B	3B	HR	RBI	TB	SLG%	BB	HBP	SO	GDP	OB%	SF	SH	SB	ATT
14	Kevin Hager	.295	12	12	44	6	13	4	0	0	3	17	.386	7	1	7	2	.404	0	0	4	4
18	TJ Swidorski	.280	15	14	50	6	14	3	0	1	12	20	.400	0	5	13	0	.345	0	0	0	1
40	Jake Hower	.278	15	15	54	10	15	0	0	1	3	18	.333	3	5	12	1	.371	0	0	2	3
15	Owen Carlson	.250	11	10	36	4	9	2	0	0	3	11	.306	8	1	9	1	.400	0	0	0	0
44	Troy Ashkinos	.250	2	1	4	0	1	1	0	0	1	2	.500	1	0	0	0	.400	0	0	0	0
4	Caden Wildman	.241	15	15	58	8	14	4	0	1	7	21	.362	3	3	14	2	.308	1	0	1	2
7	Luke Johnson	.232	15	15	56	10	13	1	0	1	8	17	.304	7	0	9	2	.317	0	0	9	11
23	Jayden Shin	.225	15	12	40	5	9	1	0	1	5	13	.325	6	3	7	0	.367	0	0	0	0
26	Aiden Barclay	.217	9	8	23	1	5	0	0	0	0	5	.217	1	3	9	0	.333	0	1	0	0
5	Tyler Beaulieu	.196	15	15	51	8	10	2	0	2	6	18	.353	4	3	11	1	.293	0	2	1	1
2	Mason Barela	.191	13	13	47	3	9	3	0	1	5	15	.319	1	0	13	0	.204	1	1	0	0
8	Ryan Dillon	.182	7	2	11	0	2	0	0	0	1	2	.182	2	0	6	0	.308	0	0	0	1
20	Trent Lopez	.133	8	3	15	3	2	1	0	1	1	6	.400	1	1	5	0	.235	0	1	0	0
41	Jackson Marko	.000	1	0	1	0	0	0	0	0	0	0	.000	0	0	0	0	.000	0	0	0	0
TOTALS		.237	15	15	490	64	116	22	0	9	55	165	.337	44	25	115	9	.330	2	5	17	23
OPPONENTS		.272	15	15	497	120	135	23	2	15	103	207	.416	71	38	115	12	.395	12	4	55	60

PITCHING STATISTICS

#	PLAYER	ERA	W	L	APP	GS	CG	SHO	SV	IP	H	R	ER	BB	SO	2B	3B	HR	AB	AVG	WP	HBP	BK	SFA	SHA
35	Alex Stoyer	0.00	0	0	2	0	0	0/0	0	2.0	1	0	0	0	0	0	0	0	6	.167	0	1	0	1	0
34	Ross Yoshida	2.93	1	1	5	0	0	0/0	1	15.1	11	5	5	2	18	1	1	2	55	.200	1	3	0	0	0
22	John Hegarty	3.07	2	0	5	1	0	0/0	0	14.2	9	5	5	7	9	2	0	0	46	.196	0	4	0	2	1
37	Huxley Holcombe	4.74	1	3	5	5	0	0/0	0	24.2	16	18	13	13	23	3	1	1	84	.190	3	9	1	2	2
30	Andrew Houghton	6.14	0	0	4	0	0	0/0	0	7.1	8	5	5	6	6	2	0	0	26	.308	2	6	0	1	1
13	Ethan Hamill	7.43	0	2	5	5	0	0/0	0	23.0	24	20	19	14	22	4	0	5	87	.276	0	4	0	2	0
3	Ethan Van Sice	8.10	1	2	5	3	0	0/0	0	13.1	15	17	12	8	11	3	0	1	55	.273	2	4	0	2	0
18	TJ Swidorski	9.00	0	0	1	0	0	0/0	0	2.0	5	4	2	0	1	1	0	0	12	.417	0	0	0	0	0
42	Josh Shea	10.29	0	0	6	0	0	0/0	0	7.0	12	8	8	2	5	0	0	0	31	.387	0	1	0	1	0
43	Michael Tight	10.50	0	0	5	0	0	0/0	0	12.0	16	17	14	7	11	6	0	2	52	.308	5	3	0	1	0
32	Carson Mayfield	11.57	0	1	1	1	0	0/0	0	2.1	5	4	3	2	4	0	0	1	11	.455	0	0	0	0	0
28	Max Foster	16.88	0	1	5	0	0	0/0	1	5.1	8	10	10	7	5	0	0	2	22	.364	3	3	0	0	0
16	Noah Keller	27.00	0	0	1	0	0	0/0	0	0.1	1	1	1	1	0	1	0	0	2	.500	1	0	0	0	0
19	Braeden Johnson	40.50	0	0	2	0	0	0/0	0	1.1	4	6	6	2	0	0	0	1	8	.500	0	0	0	0	0
TOTALS		7.09	5	10	15	0	0	2	130.2	135	120	103	71	115	23	2	15	497	.272	17	38	1	12	4	
OPPONENTS		3.78	10	5	15	0	2	5	131.0	116	64	55	44	115	22	0	9	490	.237	17	25	2	2	5	

2026 GAME-BY-GAME BATTING STATISTICS

DATE	OPPONENT	W/L	SCORE	AB	R	H	RBI	2B	3B	HR	TB	BB	IBB	SB	CS	HBP	SH	SF	GDP	SO	AVG	OBP	SLG	OPS		
2/20	vs. Northwestern	L	5-13	37	5	12	5	1	1	1	18	4	0	0	0	0	0	1	0	12	.324	.381	.486	.867		
2/20	vs. Boston College	L	1-9	27	1	2	0	0	0	0	2	2	0	0	1	0	1	0	0	12	.219	.282	.313	.594		
2/21	vs. Northwestern	L	5-6	39	5	8	3	3	0	0	11	3	0	2	1	4	2	0	1	8	.214	.299	.301	.600		
2/22	vs. Boston College	L	6-7	33	6	6	6	1	0	1	10	1	0	0	0	3	0	1	0	8	.206	.290	.301	.592		
HUB CITY INVITE STATS				0-4	17-35	136	17	28	14	5	1	2	41	10	0	2	2	7	3	2	1	40	.206	.290	.301	.592
2/27	at Richmond	L	6-9	37	6	13	6	4	0	1	20	2	0	1	0	0	0	0	0	9	.237	.309	.353	.662		
2/28	at Richmond	L	3-11	37	3	10	3	2	0	1	15	0	0	1	1	0	0	0	0	11	.243	.303	.362	.665		
3/1	at Richmond	L	2-12	33	2	10	1	0	0	0	10	0	0	0	0	1	1	1	1	4	.251	.305	.354	.658		
RICHMOND SERIES				0-3	11-32	107	11	33	10	6	0	2	45	2	0	2	1	1	1	1	24	.308	.324	.421	.745	
3/7	at Fordham	L	2-7	33	2	8	1	1	0	0	9	2	0	1	1	1	0	0	1	5	.250	.305	.344	.649		
3/7	at Fordham	W	3-1	30	3	6	3	1	0	1	10	0	0	0	0	0	3	1	0	10	.245	.294	.343	.637		
3/8	at Fordham	L	11-16	42	11	19	11	3	0	1	25	1	0	3	1	5	1	1	0	6	.270	.322	.374	.696		
FORDHAM SERIES				1-2	16-24	105	16	33	15	5	0	2	44	3	0	4	2	6	4	2	1	21	.314	.362	.419	.781
3/14	at VMI	W	7-4	32	7	11	7	2	0	0	13	7	0	2	4	2	2	0	1	10	.276	.338	.376	.714		
3/14	at VMI	L	0-8	31	0	4	0	0	0	0	4	3	0	0	0	2	0	0	0	12	.265	.331	.358	.689		
3/15	at VMI	L	4-7	36	4	12	4	2	0	0	14	2	0	0	0	0	1	1	1	12	.271	.333	.360	.694		
VMI SERIES				1-2	11-19	99	11	27	11	4	0	0	31	12	0	2	4	4	3	1	2	34	.273	.371	.313	.684
3/21	at Princeton	L	7-13	36	7	9	7	2	0	2	17	4	0	0	0	3	1	0	0	14	.269	.336	.369	.705		
3/21	at Princeton	L	0-12	28	0	3	0	0	0	0	3	4	0	0	0	3	0	0	2	6	.260	.333	.354	.688		
3/22	at Princeton	W	6-3	30	6	8	5	1	0	2	15	5	0	3	1	3	1	1	0	9	.261	.338	.362	.701		
PRINCETON SERIES				1-2	13-28	94	13	20	12	3	0	4	35	13	0	3	1	9	2	1	2	29	.213	.359	.372	.731
3/29	HARVARD	L	1-2	30	1	4	1	1	0	1	8	2	0	0	0	1	1	0	0	5	.254	.332	.357	.689		
3/29	HARVARD	W	9-5	30	9	7	6	1	0	1	11	5	0	4	0	3	0	0	0	3	.253	.335	.358	.693		
3/30	HARVARD	L	3-16	35	3	9	2	3	0	0	12	3	0	0	0	2	0	0	1	11	.253	.336	.357	.693		
HARVARD SERIES				1-2	13-23	95	13	20	9	5	0	2	31	10	0	4	0	6	1	0	1	19	.211	.324	.326	.651
3/31	at Army	L	6-12	37	6	13	6	1	0	2	20	2	0	0	2	0	1	0	1	8	.259	.339	.367	.706		
4/3	DARTMOUTH	W	8-1	35	8	14	7	3	0	1	20	2	0	3	2	2	0	0	1	6	.266	.345	.377	.722		
4/4	DARTMOUTH	W	4-2	28	4	7	3	1	0	0	8	3	0	2	2	3	0	0	1	5	.265	.346	.374	.720		
4/4	DARTMOUTH	L	0-15	28	0	1	0	0	0	0	1	3	0	0	0	0	0	0	1	5	.257	.338	.361	.700		
DARTMOUTH SERIES				2-1	12-18	91	12	22	10	4	0	1	29	8	0	5	4	5	0	0	3	16	.242	.337	.319	.655
4/11	at Penn	L	3-7	32	3	7	3	3	0	0	10	5	0	2	0	1	0	1	1	10	.255	.338	.359	.697		
4/11	at Penn	L	5-14	38	5	10	4	2	0	0	12	3	0	0	1	1	0	0	0	9	.255	.338	.357	.695		
4/12	at Penn	L	5-6	37	5	10	5	1	0	0	11	3	0	2	0	1	0	0	0	10	.256	.338	.355	.693		
PENN SERIES				0-3	13-27	107	13	27	12	6	0	0	33	11	0	4	1	3	0	1	1	29	.252	.336	.308	.644
4/14	BINGHAMTON	L	4-11	28	4	5	4	0	0	2	11	5	0	1	1	3	1	0	1	6	.253	.338	.351	.689		
4/17	YALE	W	5-3	34	5	11	5	2	0	1	16	0	0	1	0	0	1	0	1	5	.254	.337	.354	.691		
4/18	YALE	L	5-16	37	5	11	4	2	0	0	13	1	0	0	0	1	0	0	0	11	.255	.337	.354	.691		
4/18	YALE	L	3-6	32	3	6	3	0	0	1	9	1	0	0	0	1	1	0	1	6	.254	.336	.352	.688		
YALE SERIES				1-2	13-25	103	13	28	12	4	0	2	38	2	0	1	0	2	2	0	2	22	.272	.299	.369	.668
4/21	at Binghamton	W	10-6	36	10	10	10	0	0	4	22	3	0	1	0	1	1	0	0	9	.255	.334	.358	.692		
SEASON VS. BINGHAMTON				1-1	14-17	64	14	15	14	0	0	6	33	8	0	2	1	4	2	0	1	15	.234	.355	.516	.871
4/25	at Brown																									
4/25	at Brown																									
4/26	at Brown																									
BROWN SERIES																										
4/28	BUCKNELL																									
COLUMBIA SERIES																										
5/2	COLUMBIA																									
5/2	COLUMBIA																									
5/2	COLUMBIA																									
SEASON VS. BINGHAMTON																										

2026 GAME-BY-GAME PITCHING STATISTICS

DATE	OPPONENT	W/L	SCORE	IP	H	R	ER	BB	SO	2B	3B	HR	WP	BK	HBP	DP	IBB	ERA	WHIP	BB/9	SO/9		
2/20	vs. Northwestern	L	5-13	9.0	14	13	13	7	8	4	1	1	1	1	1	0	0	13.00	2.33	7.00	8.00		
2/20	vs. Boston College	L	1-9	9.0	14	9	8	4	15	5	1	0	1	0	1	1	0	10.50	2.17	5.50	11.50		
2/21	vs. Northwestern	L	5-6	10.2	8	6	6	12	8	0	1	0	2	0	4	0	0	8.48	2.06	7.22	9.73		
2/22	vs. Boston College	L	6-7	8.0	9	7	6	1	6	1	2	1	1	2	2	0	0	8.10	1.88	5.89	9.08		
HUB CITY INVITE STATS				0-4	17-35	36.2	45	35	33	24	37	10	5	2	5	3	8	1	0	8.10	1.88	5.89	9.08
2/27	at Richmond	L	6-9	8.0	10	9	6	3	10	1	0	4	1	0	2	1	0	7.86	1.84	5.44	9.47		
2/28	at Richmond	L	3-11	8.0	13	11	9	5	12	1	0	2	3	0	1	0	0	8.20	1.90	5.47	10.08		
3/1	at Richmond	L	2-12	7.0	14	12	11	4	7	3	0	3	3	1	3	2	0	8.90	1.98	5.43	9.96		
RICHMOND SERIES				0-3	11-32	23.0	37	32	26	12	29	5	0	9	7	1	6	3	0	10.17	2.13	4.70	11.35
3/7	at Fordham	L	2-7	8.0	9	7	7	4	6	2	0	1	1	0	1	0	0	8.78	1.94	5.32	9.58		
3/7	at Fordham	W	3-1	9.0	1	1	0	1	7	0	0	0	0	0	2	0	0	7.75	1.73	4.81	9.27		
3/8	at Fordham	L	11-16	8.0	11	16	8	4	6	1	0	1	3	0	7	1	0	7.87	1.75	4.78	9.04		
FORDHAM SERIES				1-2	16-24	25.0	21	24	15	9	19	3	0	2	4	0	10	1	0	5.40	1.20	3.24	6.84
3/14	at VMI	W	7-4	9.0	6	4	2	3	6	3	0	1	1	0	1	1	0	7.30	1.68	4.61	8.74		
3/14	at VMI	L	0-8	8.0	5	8	5	12	6	1	0	1	2	0	3	0	1	7.17	1.71	5.31	8.59		
3/15	at VMI	L	4-7	8.2	8	7	7	4	7	1	1	2	0	0	2	1	1	7.18	1.69	5.22	8.48		
VMI SERIES				1-2	11-19	25.2	19	19	14	19	5	1	4	3	0	6	2	2	4.91	1.48	6.66	6.66	
3/21	at Princeton	L	7-13	8.0	15	13	12	5	9	1	0	1	3	0	3	0	0	7.61	1.74	5.25	8.59		
3/21	at Princeton	L	0-12	8.0	13	12	10	4	4	1	2	2	0	0	1	1	0	7.84	1.77	5.20	8.34		
3/22	at Princeton	W	6-3	9.0	6	3	3	4	7	1	0	1	0	0	1	1	0	7.51	1.72	5.12	8.25		
PRINCETON SERIES				1-2	13-28	25.0	34	28	25	13	20	3	2	4	3	0	5	2	0	9.00	1.88	4.68	7.20
3/29	HARVARD	L	1-2	9.0	2	2	2	2	12	1	0	1	1	0	2	0	0	7.17	1.64	4.93	8.48		
3/29	HARVARD	W	9-5	9.0	8	4	4	4	7	4	0	0	0	0	1	1	0	6.98	1.62	4.87	8.39		
3/30	HARVARD	L	3-16	9.0	13	16	15	5	12	3	0	5	2	0	6	2	0	7.43	1.64	4.88	8.59		
HARVARD SERIES				1-2	13-23	27.0	23	22	21	11	31	8	0	6	3	0	9	3	0	7.00	1.26	3.67	10.33
3/31	at Army	L	6-12	8.0	11	12	12	8	5	2	0	0	1	0	6	1	0	7.71	1.68	5.07	8.45		
4/3	DARTMOUTH	W	8-1	9.0	6	1	1	2	7	0	0	0	1	0	1	0	0	7.38	1.64	4.92	8.38		
4/4	DARTMOUTH	W	4-2	9.0	5	2	2	2	8	0	0	1	0	0	0	1	0	7.12	1.60	4.78	8.36		
4/4	DARTMOUTH	L	0-15	9.0	14	15	15	9	4	2	0	1	4	0	6	2	0	7.48	1.64	4.97	8.16		
DARTMOUTH SERIES				2-1	12-18	27.0	25	18	18	13	19	2	0	2	5	0	7	3	0	6.00	1.41	4.33	6.33
4/11	at Penn	L	3-7	8.0	10	7	4	6	10	2	0	1	1	0	1	0	0	7.36	1.66	5.04	8.28		
4/11	at Penn	L	5-14	8.0	14	14	9	7	4	3	0	1	1	0	3	1	0	7.47	1.69	5.15	8.14		
4/12	at Penn	L	5-6	8.2	6	6	6	8	4	1	0	0	3	0	2	2	0	7.42	1.69	5.27	7.99		
PENN SERIES				0-3	13-27	24.2	30	27	19	21	18	6	0	2	5	0	6	3	0	6.93	2.07	7.66	6.57
4/14	BINGHAMTON	L	4-11	9.0	9	11	9	10	6	3	0	1	2	0	2	1	0	7.48	1.71	5.45	7.91		
4/17	YALE	W	5-3	9.0	3	3	3	5	8	1	0	0	0	0	4	2	0	7.31	1.68	5.44	7.91		
4/18	YALE	L	5-16	9.0	12	16	12	5	9	1	0	0	2	1	7	0	0	7.48	1.68	5.42	7.95		
4/18	YALE	L	3-6	9.0	8	6	5	3	10	2	0	1	0	0	0	0	0	7.40	1.67	5.34	8.02		
YALE SERIES				1-2	13-25	27.0	23	25	20	13	27	4	0	1	2	1	11	2	0	6.67	1.33	4.33	9.00
4/21	at Binghamton	W	10-6	9.0	9	6	6	3	9	1	0	0	2	0	2	0	0	7.35	1.66	5.26	8.06		
SEASON VS. BINGHAMTON				1-1	14-17	18.0	18	17	15	13	15	4	0	1	4	0	4	1	0	7.50	1.72	6.50	7.50
4/25	at Brown																						
4/25	at Brown																						
4/26	at Brown																						
BROWN SERIES																							
4/28	BUCKNELL																						
5/2	COLUMBIA																						
5/2	COLUMBIA																						
5/2	COLUMBIA																						
COLUMBIA SERIES																							
5/5	at Binghamton																						
SEASON VS. BINGHAMTON																							

2026 INDIVIDUAL AND TEAM GAME HIGHS

INDIVIDUAL GAME HIGHS

BATTING

At-Bats	6, (3x), Last: Tyler Beaulieu, Mason Barela & Caden Wildman, at Richmond (3/8/26)
Runs Scored	3, (4x), Last: Jake Hower, vs. Dartmouth (4/3/26)
Hits	5, Mason Barela, at Fordham (3/8/26)
RBI	4, TJ Swidorski, at Fordham (3/8/26)
Doubles	2, (3x), Last: Mason Barela, at Penn (4/11/26 - G1)
Triples	1, Jayden Shin, vs. Northwestern (2/20/26)
Home Runs	2, Kevin Hager, at Army (3/31/26)
Walks Drawn	3, (2x), Last: Caden Wildman, at VMI (3/14/26 - G1)
Strikeouts	3, (13x), Last: Trent Lopez, at Binghamton (4/21/26)
Sac Bunts	2, TJ Swidorski, at VMI (3/14/26 - G1)
Sacrifice Flies	1, (8x), Last: Caden Wildman, at Penn (4/11/26 - G1)
Stolen Bases	3, Luke Johnson, vs. Harvard (3/29/26 - G2)
Hit by Pitches	2, (7x), Last: Jake Hower, vs. Binghamton (4/14/26)
Caught Stealing	1, (18x), Last: Tyler Beaulieu, vs. Binghamton (4/14/26)

PITCHING

Innings Pitched	6.0, (4x), Last: Ethan Hamill, vs. Dartmouth (4/4/26 - G1)
Hits Allowed	9, Carson Mayfield, vs. Northwestern (2/20/26)
Runs Allowed	7, (4x), Last: Huxley Holcombe, vs. Yale (4/17/26 - G1)
Earned Runs	7, (2x), Last: Ethan Hamill, vs. Harvard (3/30/26)
Walks Issued	5, Ethan Van Sice, vs. Northwestern (2/21/26)
Strikeouts	7, Huxley Holcombe, vs. Harvard (3/29/26 - G1)
Doubles Allowed	3, (2x), Last: Huxley Holcombe, vs. Boston College (2/20/26)
Triples Allowed	1, (8x), Last: Huxley Holcombe, at Princeton (3/21/26 - G2)
HR Allowed	2, (3x), Last: Ethan Hamill, vs. Harvard (3/30/26)
Wild Pitches	2, (5x), Last: Max Foster, at Penn (4/12/26)
Hit Batsmen	5, Huxley Holcombe, vs. Yale (4/17/26 - G1)

FIELDING

Putouts	14, (2x), Last: Jayden Shin, vs. Dartmouth (4/4/26 - G1)
Assists	7, TJ Swidorski, vs. Dartmouth (4/4/26 - G1)
Errors	2, (4x), Last: Kevin Hager, at Penn (4/11/26 - G2)
Passed Balls	3, Mason Barela, at Princeton (3/21/26 - G1)

TEAM GAME HIGHS

BATTING

At-Bats	42, at Fordham (3/8/26)
Runs Scored	11, at Fordham (3/8/26)
Hits	19, at Fordham (3/8/26)
Runs Batted In	11, at Fordham (3/8/26)
Doubles	4, at Richmond (2/27/26)
Triples	1, vs. Northwestern (2/20/26)
Home Runs	4, at Binghamton (4/21/26)
Walks Drawn	7, at VMI (3/14/26 - G1)
Strikeouts	14, at Princeton (3/21/26 - G1)
Sacrifice Bunts	3, at Fordham (3/7/26 - G2)
Sacrifice Flies	1, (8x), Last: at Penn (4/11/26 - G1)
Stolen Bases	4, vs. Harvard (3/29/26 - G2)
Hit by Pitches	5, at Fordham (3/8/26)
Caught Stealing	4, at VMI (3/14/26 - G1)
Hit into Double Plays	2, (4x), Last: vs. Binghamton (4/14/26)
Runners Left on Base	12, at Fordham (3/8/26)

PITCHING

Innings Pitched	10.2, vs. Northwestern (2/21/26)
Hits Allowed	15, at Princeton (3/21/26 - G1)
Runs Allowed	16, (3x), Last: vs. Yale (4/18/26 - G1)
Earned Runs	15, (2x), Last: vs. Dartmouth (4/4/26 - G2)
Walks Issued	12, (2x), Last: at VMI (3/14/26 - G2)
Strikeouts	15, vs. Boston College (2/20/26)
Doubles Allowed	5, vs. Boston College (2/20/26)
Triples Allowed	2, (2x), Last: at Princeton (3/21/26 - G2)
Home Runs Allowed	5, vs. Harvard (3/30/26)
Wild Pitches	4, vs. Dartmouth (4/4/26 - G2)
Hit Batsmen	7, (2x), Last: vs. Yale (4/18/26 - G1)

FIELDING

Putouts	32, vs. Northwestern (2/21/26)
Assists	17, vs. Dartmouth (4/4/26 - G2)
Errors	6, at Fordham (3/8/26)
Passed Balls	3, at Princeton (3/21/26 - G1)
Double Plays Turned	2, (5x), Last: vs. Yale (4/17/26)

2026 CORNELL BASEBALL JERSEY TRACKER



GRAY

Home: 1-4
Road: 2-4
Neutral: 0-1

Date	Opponent	Result
2/21	vs. Northwestern	L, 5-6 (11)
2/28	at Richmond	L, 3-11
3/8	at Fordham	L, 11-16
3/15	at VMI	L, 4-7
3/22	at Princeton	W, 6-3
3/30	vs. Harvard	L, 3-16
4/4 (1)	vs. Dartmouth	W, 4-2
4/4 (2)	vs. Dartmouth	L, 0-15
4/12	at Penn	L, 5-6
4/18 (1)	vs. Yale	L, 5-16
4/18 (2)	vs. Yale	L, 3-6
4/21	at Binghamton	W, 10-6



RED

Home: 3-1
Road: 2-7
Neutral: 0-1

Date	Opponent	Result
2/22	vs. Boston College	L, 6-7
2/27	at Richmond	L, 6-9
3/7 (1)	at Fordham	L, 2-7
3/7 (2)	at Fordham	W, 3-1
3/14 (1)	at VMI	W, 7-4
3/14 (2)	at VMI	L, 0-8
3/21 (1)	at Princeton	L, 7-13
3/21 (2)	at Princeton	L, 0-12
3/29 (1)	vs. Harvard	L, 1-2
3/29 (2)	vs. Harvard	W, 9-4
4/3	vs. Dartmouth	W, 8-1
4/11 (1)	at Penn	L, 3-7
4/11 (2)	at Penn	L, 4-15
4/17	vs. Yale	W, 5-3



RED (ALT)

Home: 0-1
Road: 0-0
Neutral: 0-0

Date	Opponent	Result
4/14	vs. Binghamton	L, 4-11



BLACK

Home: 0-0
Road: 0-2
Neutral: 0-2

Date	Opponent	Result
2/20 (1)	vs. Northwestern	L, 5-13
2/20 (2)	vs. Boston College	L, 1-9
3/1	at Richmond	L, 2-12 (8 inn.)
3/31	at Army	L, 6-12

A CORNELL TEAM SCORED...

10+ Runs in a Game (0 games)	10, at Binghamton (4/21/2026 - W, 10-6)
15+ Runs in a Game (33 games)	15, vs. Princeton (5/3/2025 - G1 - W, 15-1)
20+ Runs in a Game (276 games)	27, at Towson (4/5/2017 - W, 27-14)
25+ Runs in a Game (276 games)	27, at Towson (4/5/2017 - W, 27-14)
30+ Runs in a Game (3,605 games)	44, vs. Union (4/24/1897 - W, 44-5)
5+ Runs in an Inning (21 games)	9, at Fordham (3/8/2026 - T6 - L, 11-16)
6+ Runs in an Inning (21 games)	9, at Fordham (3/8/2026 - T6 - L, 11-16)
7+ Runs in an Inning (21 games)	9, at Fordham (3/8/2026 - T6 - L, 11-16)
8+ Runs in an Inning (21 games)	9, at Fordham (3/8/2026 - T6 - L, 11-16)
9+ Runs in an Inning (21 games)	9, at Fordham (3/8/2026 - T6 - L, 11-16)
10+ Runs in an Inning (518 games)	12, at Harvard (4/10/2011 - G2 - T2 - W, 18-5)
11+ Runs in an Inning (518 games)	12, at Harvard (4/10/2011 - G2 - T2 - W, 18-5)
12+ Runs in an Inning (518 games)	12, at Harvard (4/10/2011 - G2 - T2 - W, 18-5)
13+ Runs in an Inning (1,736 games)	13, at New Orleans (3/4/1981 - G2 - T6 - L, 18-25 - 7 inn.)
14+ Runs in an Inning (3,605 games)	15, vs. Union (4/24/1897 - B2 - W, 44-5)
15+ Runs in an Inning (3,605 games)	15, vs. Union (4/24/1897 - B2 - W, 44-5)
10+ Runs in Consecutive Games (80 games)	18, at Penn (4/13/2024 - G2 - W, 18-11) 11, at Penn (4/14/2024 - W, 11-9)
10+ Runs in 3+ Straight Games (403 games)	15, at JMU (3/15/2014 - G1 - L, 15-16) 17, at JMU (3/15/2014 - G2 - W, 17-8) 14, at JMU (3/16/2014 - W, 14-8 - 10 inn.)
10+ Runs in 4+ Straight Games (3,487 games)	16, at Virginia (4/7/1902 - W, 16-10) 10, at Navy (4/9/1902 - W, 10-6) 11, vs. Rochester (4/12/1902 - W, 11-1) 12, vs. Niagara (4/19/1902 - W, 12-4) 10, vs. Columbia (4/26/1902 - W, 10-7)
15+ Runs in Consecutive Games (404 games)	15, at JMU (3/15/2014 - G1 - L, 15-16) 17, at JMU (3/15/2014 - G2 - W, 17-8)
20+ Runs in Consecutive Games (2,166 games)	27, vs. Syracuse (5/11/1886 - W, 27-0 - 7 inn.) 24, vs. Union (5/14/1886 - W, 24-4)

A CORNELL TEAM RECORDED...

15+ Hits in a Game (21 games)	19, at Fordham (3/8/2026 - L, 11-16)
20+ Hits in a Game (55 games)	20, at Towson (3/15/2025 - G2 - W, 18-7 - 8 inn.)
25+ Hits in a Game (276 games)	28, at Towson (4/5/2017 - W, 27-14)
5+ Doubles in a Game (38 games)	5, at Harvard (4/20/2025 - W, 14-13)
6+ Doubles in a Game (120 games)	6, at Columbia (4/2/2023 - G2 - W, 13-8)
7+ Doubles in a Game (290 games)	7, at George Mason (3/12/2017 - W, 9-3)
8+ Doubles in a Game (405 games)	9, at James Madison (3/15/2014 - G1 - L, 15-16)
9+ Doubles in a Game (405 games)	9, at James Madison (3/15/2014 - G1 - L, 15-16)
2+ Triples in a Game (147 games)	3, vs. Dartmouth (4/23/2022 - G1 - W, 12-7)
3+ Triples in a Game (147 games)	3, vs. Dartmouth (4/23/2022 - G1 - W, 12-7)
4+ Triples in a Game (976 games)	4, at Bucknell (3/4/2000 - G2 - W, 8-6)
3+ Home Runs in a Game (0 games)	4, at Binghamton (4/21/2026 - W, 10-6)
4+ Home Runs in a Game (0 games)	4, at Binghamton (4/21/2026 - W, 10-6)
5+ Home Runs in a Game (33 games)	6, vs. Princeton (5/3/2025 - G1 - W, 15-1)
6+ Home Runs in a Game (33 games)	6, vs. Princeton (5/3/2025 - G1 - W, 15-1)
7+ Home Runs in a Game (87 games)	7, vs. Dartmouth (3/30/2024 - G2 - W, 17-2)
Leadoff Home Run (0 games)	Mason Barela, at Binghamton (4/21/2026 - W, 10-6)
Pinch-Hit Home Run (4 games)	Trent Lopez, vs. Binghamton (4/14/2026 - L, 4-11)
Back-to-Back Home Runs (34 games)	vs. Princeton (5/3/2025 - G1 - W, 15-1) Kyle Musser (3-run) & Mark Quatrani (solo) - B4
Back-to-Back-to-Back HRs (88 games)	vs. Dartmouth (3/30/2024 - G2 - W, 17-2) Mark Quatrani (grand slam), Matt Barnhorst (solo), Kevin Hager (solo)
Two Grand Slams in a Game (82 games)	at Penn (4/13/2024 - G2 - W, 18-11) Caden Wildman - T7 & T8
Drew 10+ Walks in a Game (41 games)	11, at Binghamton (4/15/2025 - L, 5-8)
Drew 15+ Walks in a Game (1,097 games)	16, at Bucknell (5/1/1996 - G1 - W, 18-3)
Zero Strikeouts in a Game (503 games)	vs. Brown (4/3/2011 - G1 - L, 2-5)
Hit by 3+ Pitches in a Game (4 games)	3, vs. Binghamton (4/14/2026 - L, 4-11)
Hit by 4+ Pitches in a Game (21 games)	5, at Fordham (3/8/2026 - L, 11-16)
Hit by 5+ Pitches in a Game (21 games)	5, at Fordham (3/8/2026 - L, 11-16)
Hit by 6+ Pitches in a Game (707 games)	7, at Penn (4/15/2006 - G2 - W, 23-10)
Hit by 7+ Pitches in a Game (707 games)	7, at Penn (4/15/2006 - G2 - W, 23-10)
4+ Stolen Bases in a Game (13 games)	4, vs. Harvard (3/29/2026 - G2 - W, 9-4)
5+ Stolen Bases in a Game (33 games)	5, vs. Princeton (5/3/2025 - G1 - W, 15-1)
6+ Stolen Bases in a Game (169 games)	7, at Coppin State (3/5/2022 - G2 - W, 14-5)
7+ Stolen Bases in a Game (169 games)	7, at Coppin State (3/5/2022 - G2 - W, 14-5)
8+ Stolen Bases in a Game (406 games)	9, at George Washington (3/9/2014 - G2 - W, 8-1)
9+ Stolen Bases in a Game (406 games)	9, at George Washington (3/9/2014 - G2 - W, 8-1)
10+ Stolen Bases in a Game (2,492 games)	10, vs. Sampson AFB (6/2/1952 - W, 8-3)

A CORNELL PITCHING STAFF...

Threw No-Hitter (481 games)	Connor Kaufmann, vs. Dartmouth (4/1/2012 - W, 2-0)
Threw Combined No-Hitter (1,399 games)	Kerry Brooks (3 inn.), Rob Wilson (3 inn.), & Doug Petillo (1 inn.), vs. Rochester (4/5/1989 - G1 - W, 2-1)
Threw Perfect Game (1,930 games)	Gary Gronowski, vs. Oneonta (5/11/1976 - W, 1-0)
Held Opponent to One Hit (22 games)	at Fordham (3/7/2026 - G2 - W, 3-1)
Held Opponent to One Hit at Home (84 games)	vs. Princeton (4/30/2017 - W, 13-1)
Held Opponent to One Hit on Road (12 games)	at Fordham (3/7/2026 - G2 - W, 3-1)
Shutout Opponent (140 games)	at Brown (5/7/22 - G2 - W, 3-0)
Shutout in Ivy League Game (65 games)	at Brown (5/7/22 - G2 - W, 3-0)
Posted Consecutive Shutouts (1,501 games)	vs. Oneonta (5/2/1986 - G1 - W, 4-0 - 7 inn.) vs. Oneonta (5/2/1986 - G2 - W, 5-0 - 7 inn.)
Struck out 10+ Batters (1 game)	10, vs. Yale (4/18/2026 - G2 - L, 3-6)
Struck out 11+ Batters (12 games)	12, vs. Harvard (3/30/2026 - L, 3-16)
Struck out 12+ Batters (12 games)	12, vs. Harvard (3/30/2026 - L, 3-16)
Struck out 13+ Batters (29 games)	15, vs. Boston College (2/20/2026 - L, 1-9)
Struck out 14+ Batters (29 games)	15, vs. Boston College (2/20/2026 - L, 1-9)
Struck out 15+ Batters (29 games)	15, vs. Boston College (2/20/2026 - L, 1-9)
Struck out 16+ Batters (583 games)	18, at Princeton (4/29/2009 - W, 9-0)
Struck out 17+ Batters (583 games)	18, at Princeton (4/29/2009 - W, 9-0)
Struck out 18+ Batters (583 games)	18, at Princeton (4/29/2009 - W, 9-0)

A CORNELL PITCHING STAFF ALLOWED...

10+ Runs in a Game (2 games)	16, vs. Yale (4/18/2026 - G1 - L, 5-16)
15+ Runs in a Game (2 games)	16, vs. Yale (4/18/2026 - G1 - L, 5-16)
20+ Runs in a Game (95 games)	20, at Georgetown (3/10/2024 - G2 - L, 0-20)
25+ Runs in a Game (808 games)	31, at UC Santa Barbara (3/25/2004 - L, 3-31)
30+ Runs in a Game (808 games)	31, at UC Santa Barbara (3/25/2004 - L, 3-31)
5+ Runs in an Inning (7 games)	6, at Penn (4/11/2026 - G2 - B1 - L, 5-14)
6+ Runs in an Inning (7 games)	6, at Penn (4/11/2026 - G2 - B1 - L, 5-14)
7+ Runs in an Inning (17 games)	7, at Princeton (3/21/2026 - G1 - B5 - L, 7-13)
8+ Runs in an Inning (21 games)	9, at Fordham (3/8/2026 - B3 - L, 11-16)
9+ Runs in an Inning (21 games)	9, at Fordham (3/8/2026 - B3 - L, 11-16)
10+ Runs in an Inning (96 games)	16, at Georgetown (3/10/2024 - G1 - B2 - L, 6-24)
15+ Runs in an Inning (96 games)	16, at Georgetown (3/10/2024 - G1 - B2 - L, 6-24)

A CORNELL TEAM DEFENSIVELY...

Committed 4+ Errors (2 games)	4, vs. Yale (4/18/2026 - G1 - L, 5-16)
Committed 5+ Errors (21 games)	6, at Fordham (3/8/2026 - L, 11-16)
Committed 6+ Errors (21 games)	6, at Fordham (3/8/2026 - L, 11-16)
Committed 7+ Errors (1,072 games)	7, at Le Moyne (4/15/1997 - L, 8-14)
Committed 8+ Errors (1,132 games)	8, at Pacific (3/20/1996 - L, 7-18)
Committed 9+ Errors (1,272 games)	10, vs. Le Moyne (4/8/1992 - G1 - L, 3-19)
Committed 10+ Errors (1,272 games)	10, vs. Le Moyne (4/8/1992 - G1 - L, 3-19)
Turned 3+ Double Plays (42 games)	3, vs. Penn (4/14/2025 - L, 1-16)
Turned 4+ Double Plays (508 games)	4, vs. Penn (4/24/2011 - G2 - L, 2-10)
No Errors in 3+ Straight Games (8 games)	4 games (3/31/2026 - Present)
No Errors in 4+ Straight Games (8 games)	4 games (3/31/2026 - Present)

A CORNELL TEAM...

Played to a Tie (238 games)	vs. Binghamton (4/10/2018 - T, 9-9 - 9.5 inn. - darkness)
Won in Extra Innings (53 games)	at Yale (3/22/2025 - G1 - W, 13-12 - 10 inn.)
Lost in Extra Innings (28 games)	at Northwestern (2/21/2026 - L, 5-6 - 11 inn.)
Consecutive Extra-Inning Games (250 games)	at Fordham (3/17/2018 - L, 3-4 - 10 inn.; W, 4-3 - 10 inn.)
Played 11-Plus Innings (28 games)	vs. Northwestern (2/21/2026 - L, 5-6 - 11 inn.)
Played 12-Plus Innings (367 games)	vs. LIU Brooklyn (3/13/2015 - L, 4-5 - 12 inn.)
Played 13-Plus Innings (375 games)	at Princeton (4/27/2014 - G2 - W, 4-2 - 14 inn.)
Played 14-Plus Innings (375 games)	at Princeton (4/27/2014 - G2 - W, 4-2 - 14 inn.)
Played a Top-25 Team (62 games)	at #17 Duke (2/23/2025 - L, 1-18)
Defeated a Top-25 Team (64 games)	at #17 Duke (2/22/2025 - W, 11-8)
Swept Doubleheader (10 DHs)	vs. Brown (3/29/2025 - W, 9-6; W, 13-10 - 7 inn.)
Swept 3-Game Series (22 series)	vs. Dartmouth (3/30/2024 - 3/31/2024)
Swept 3-Game Ivy Series (17 series)	vs. Dartmouth (3/30/2024 - 3/31/2024)
Swept 4-Game Series (25 series)	at Maryland Eastern Shore (3/2/2012 - 3/4/2012)
Swept in Doubleheader (0 DHs)	vs. Yale (4/18/2026 - L, 5-16; L, 3-6)
Swept in 3-Game Series (1 series)	at Penn (4/11/2026 - 4/12/2026)
Swept in 3-Game Ivy Series (1 series)	at Penn (4/11/2026 - 4/12/2026)
Swept in 4-Game Series (9 series)	at Columbia (4/18/2015 - 4/19/2015)

Shaded row denotes occurred during 2026 season

THE LAST TIME...

A CORNELL INDIVIDUAL...

Scored 4+ Runs in a Game (60 games)	4, Caden Wildman, at UMBC (3/1/2025 - G2 - W, 16-13 - 7 inn.)
Scored 5+ Runs in a Game (276 games)	5, Will Simoneit, at Towson (4/5/2017 - W, 24-17)
Recorded 4+ Hits in a Game (21 games)	5, Mason Barela, at Fordham (3/8/2026 - L, 11-16)
Recorded 5+ Hits in a Game (21 games)	5, Mason Barela, at Fordham (3/8/2026 - L, 11-16)
Recorded 6+ Hits in a Game (276 games)	6, Trey Baur, at Towson (4/5/2017 - W, 24-17)
Recorded 2+ Doubles in a Game (7 games)	2, Mason Barela, at Penn (4/11/2026 - G1 - L, 3-7)
Recorded 3+ Doubles in a Game (158 games)	3, Max Jensen, vs. Yale (4/2/2022 - G2 - W, 12-9)
Recorded 2+ Triples in a Game (147 games)	2, Sam Kaplan, vs. Dartmouth (4/23/2022 - G1 - W, 12-7)
Recorded 3+ Triples in a Game (1,807 games)	3, Steve Caputi, vs. SUNY Cortland (4/30/1979 - W, 15-11)
Hit 2+ Home Runs in a Game (11 games)	2, Kevin Hager, at Army (3/31/2026 - L, 6-12)
Hit 3+ Home Runs in a Game (297 games)	3, Dale Wickham, vs. Princeton (4/30/2016 - G1 - W, 4-3)
Hit a Grand Slam in a Game (21 games)	TJ Swidorski, at Fordham (3/8/2026 - L, 11-16)
Hit 2+ Grand Slams in a Game (81 games)	Caden Wildman, at Penn (4/13/2024 - G2 - W, 18-11)
Recorded 5+ RBI in a Game (49 games)	5, Mark Quatrani, vs. Brown (3/29/2025 - G1 - W, 9-6)
Recorded 6+ RBI in a Game (55 games)	8, Ryan Porter, at Towson (3/15/2025 - G2 - W, 18-7 - 8 inn.)
Recorded 7+ RBI in a Game (55 games)	8, Ryan Porter, at Towson (3/15/2025 - G2 - W, 18-7 - 8 inn.)
Recorded 8+ RBI in a Game (55 games)	8, Ryan Porter, at Towson (3/15/2025 - G2 - W, 18-7 - 8 inn.)
Drew 3+ Walks in a Game (20 games)	3, Caden Wildman, at VMI (3/14/2026 - G1 - W, 7-4)
Drew 4+ Walks in a Game (219 games)	4, Justin Taylor, at Baylor (2/23/2019 - L, 3-10)
Drew 5+ Walks in a Game (1,826 games)	5, Steve Caputi, at Hawai'i-Hilo (3/21/1979 - W, 9-8)
Stole 2+ Bases in a Game (5 games)	2, Luke Johnson, at Penn (4/12/2026 - L, 5-6)
Stole 3+ Bases in a Game (13 games)	3, Luke Johnson, vs. Harvard (3/29/2026 - G2 - W, 9-4)
Stole 4+ Bases in a Game (406 games)	6, Tom D'Alessandro, at George Washington (3/9/2014 - G2 - W, 8-1)
Stole 5+ Bases in a Game (406 games)	6, Tom D'Alessandro, at George Washington (3/9/2014 - G2 - W, 8-1)
Stole 6+ Bases in a Game (406 games)	6, Tom D'Alessandro, at George Washington (3/9/2014 - G2 - W, 8-1)
Hit by 2+ Pitches in a Game (4 games)	2, Jake Hower, vs. Binghamton (4/14/2026 - L, 4-11)
Hit by 3+ Pitches in a Game (636 games)	3, Mickey Brodsky, vs. Harvard (4/8/2008 - G2 - L, 1-2)
Recorded Walk-Off Win (78 games)	John Quinlan (two-run double), vs. Yale (4/20/2024 - W, 10-9 - 10 inn.)
Recorded Walk-Off Home Run (187 games)	Will Simoneit (3-run), vs. Penn (4/28/2019 - W, 8-7)
Lost Game on Walk-Off (5 games)	Nick Spaventa (RBI single), at Penn (4/12/2026 - L, 5-6)
Lost Game on Walk-Off Home Run (18 games)	Bradley Garner (3-run HR), at VMI (3/15/2026 - L, 4-7)
Recorded 10-Game Hit Streak	10 games, John Quinlan (2025)
Recorded 15-Game Hit Streak	20 games, Max Jensen (2024-25)
Recorded 20-Game Hit Streak	20 games, Max Jensen (2024-25)
Recorded 15-Game On-Base Streak	20 games, Kevin Hager (2025-26) 19 games, Owen Carlson (2025-26)
Recorded 20-Game On-Base Streak	20 games, Kevin Hager (2025-26)
Recorded 30-Game On-Base Streak	35 games, John Quinlan (2024-25)
Recorded 40-Game On-Base Streak	42 games, Nathan Waugh (2023-24)

A CORNELL PITCHER...

Threw 7-Inning No-Hitter (481 games)	Connor Kaufmann, vs. Dartmouth (4/1/2012 - W, 2-0)
Threw 9-Inning No-Hitter (2,215 games)	Larry Rafalski, vs. Hartwick (4/25/1968 - W, 7-0)
Threw Perfect Game (1,930 games)	Gary Gronowski, vs. Oneonta (5/11/1976 - W, 1-0) - 7-inning game
Threw 7-Inning Complete Game (266 games)	Tim Willittes, vs. Penn (4/22/2017 - G1 - L, 0-5)
Threw 7-Inning Complete Game Shutout (337 games)	Brian McAfee, vs. Princeton (4/26/2015 - G1 - W, 10-0)
Threw 9-Inning Complete Game (140 games)	Luke Yacinich, at Brown (5/7/2022 - G1 - W, 3-0) - 111 pitches
Threw 9-Inning Complete Game Shutout (140 games)	Luke Yacinich, at Brown (5/7/2022 - G1 - W, 3-0) - 111 pitches
Pitched 3+ Scoreless IP of Relief (1 game)	Ross Yoshida (5.1 IP), vs. Yale (4/17/2026 - W, 5-3) - 72 pitches
Pitched 3+ Hitless IP of Relief (1 game)	Ross Yoshida (5.1 IP), vs. Yale (4/17/2026 - W, 5-3) - 72 pitches
Pitched 4+ Scoreless IP of Relief (1 game)	Ross Yoshida (5.1 IP), vs. Yale (4/17/2026 - W, 5-3) - 72 pitches
Pitched 4+ Hitless IP of Relief (1 game)	Ross Yoshida (5.1 IP), vs. Yale (4/17/2026 - W, 5-3) - 72 pitches
Pitched 5+ Scoreless Innings of Relief (1 game)	Ross Yoshida (5.1 IP), vs. Yale (4/17/2026 - W, 5-3) - 72 pitches
Pitched 5+ Hitless Innings of Relief (1 game)	Ross Yoshida (5.1 IP), vs. Yale (4/17/2026 - W, 5-3) - 72 pitches
Struck out 10+ Batters (294 games)	10, Justin Lewis, at Navy (3/4/2017 - G2 - L, 7-8)
Struck out 11+ Batters (325 games)	13, Tim Willittes, at Bucknell (3/19/2016 - G2 - W, 5-2)
Struck out 12+ Batters (325 games)	13, Tim Willittes, at Bucknell (3/19/2016 - G2 - W, 5-2)
Struck out 13+ Batters (325 games)	13, Tim Willittes, at Bucknell (3/19/2016 - G2 - W, 5-2)
Struck out 14+ Batters (828 games)	15, Chris Schutt, at Columbia (4/19/2003 - G2 - W, 7-1)
Struck out 15+ Batters (828 games)	15, Chris Schutt, at Columbia (4/19/2003 - G2 - W, 7-1)

Shaded row denotes occurred during 2026 season

PLAYER PERFORMANCES

MULTI-HIT GAMES	2026	REC	CAREER	REC
Ashkinos	—	0-0	6	5-1
Barclay	2	0-2	2	0-2
Barela	6	1-5	6	1-5
Beaulieu	2	1-1	2	1-1
Callaway	—	0-0	—	0-0
Carlson	9	3-6	20	8-12
Dillon	1	1-0	1	1-0
Hager	8	2-6	21	9-12
Hower	7	3-4	7	3-4
L. Johnson	8	4-4	16	9-7
Lopez	—	0-0	—	0-0
Marko	—	0-0	—	0-0
Shin	1	0-1	1	0-1
Swidorski	7	4-3	17	6-11
Urofsky	—	0-0	—	0-0
Walters	—	0-0	—	0-0
Wildman	8	3-5	25	14-11

MULTI-RBI GAMES	2026	REC	CAREER	REC
Ashkinos	—	0-0	3	1-2
Barclay	—	0-0	—	0-0
Barela	1	1-0	3	1-2
Beaulieu	4	2-2	4	2-2
Callaway	—	0-0	—	0-0
Carlson	3	1-2	4	2-2
Dillon	—	0-0	—	0-0
Hager	2	0-2	9	5-4
Hower	4	1-3	4	1-3
L. Johnson	2	1-1	7	4-3
Lopez	2	1-1	2	1-1
Marko	—	0-0	—	0-0
Shin	1	1-0	1	1-0
Swidorski	6	4-2	12	7-5
Urofsky	—	0-0	—	0-0
Walters	—	0-0	—	0-0
Wildman	4	3-1	13	10-3

QUALITY STARTS	2026	REC	CAREER	REC
Biben	—	0-0	—	0-0
Foster	—	0-0	—	0-0
Gerfen	—	0-0	—	0-0
Hamill	1	1-0	6	5-1
Hegarty	—	0-0	—	0-0
Holcombe	2	1-1	5	3-2
Houghton	—	0-0	—	0-0
Jennewein	—	0-0	—	0-0
B. Johnson	—	0-0	—	0-0
Keene	—	0-0	—	0-0
Keller	—	0-0	5	3-2
Magill	—	0-0	—	0-0
Mayfield	—	0-0	4	1-3
McHugh	—	0-0	—	0-0
Niemiec	—	0-0	—	0-0
Ramos	—	0-0	—	0-0
Shea	—	0-0	—	0-0
Silva	—	0-0	—	0-0
Siwinski	—	0-0	—	0-0
Stoyer	—	0-0	—	0-0
Tight	—	0-0	—	0-0
Van Sice	1	1-0	1	1-0
Yoshida	—	0-0	—	0-0

NOTE: Records include at previous institution

GAME-BY-GAME INFORMATION

DATE	OPPONENT	SCORE/ TIME (ET)	CORNELL				OPPONENT				REC	IVY	POS	GB	WIN	LOSS	SAVE	TIME	ATT.
			R	H	E	LOB	R	H	E	LOB									
2/20	vs. Northwestern	L, 5-13	5	12	1	10	13	14	0	9	0-1	—	—	—	Hliboki (1-1)	Mayfield (0-1)	Bridges (1)	3:31	—
2/20	vs. Boston College	L, 1-9	1	2	3	2	9	14	0	11	0-2	—	—	—	Colarusso (1-0)	Holcombe (0-1)	—	3:14	—
2/22	vs. Northwestern	L, 7-8 (11 inn.)	5	8	0	10	6	8	2	15	0-3	—	—	—	DeLoreto (1-0)	Shea (0-1)	—	3:52	—
2/23	vs. Boston College	L, 6-7	6	6	0	5	7	9	1	5	0-4	—	—	—	Hartsell (1-0)	Keller (0-1)	Kwiatkowski (1)	2:31	—
2/27	at Richmond	L, 6-9	6	13	3	5	9	10	0	7	0-5	—	—	—	Smith (1-1)	Mayfield (0-2)	—	2:40	152
2/28	at Richmond	L, 3-11	3	10	3	5	11	13	2	8	0-6	—	—	—	Giordano (3-0)	Holcombe (0-2)	Topolski (2)	2:46	282
3/1	at Richmond	L, 2-12 (8 inn.)	2	10	1	10	12	14	2	7	0-7	—	—	—	Gruber (2-1)	Hamill (0-1)	—	2:34	215
3/7	at Fordham	L, 2-7	2	8	0	7	7	9	0	7	0-8	—	—	—	Elson (2-1)	Mayfield (0-3)	Cawley (1)	2:34	—
3/7	at Fordham	W, 3-1	3	6	1	4	1	1	1	4	1-8	—	—	—	Hegarty (1-0)	Hanawalt (0-3)	Foster (1)	2:26	468
3/8	at Fordham	L, 11-16	11	19	6	12	16	11	1	9	1-9	—	—	—	Kapica (2-1)	Shea (0-2)	—	3:22	322
3/14	at VMI	W, 7-4	7	11	1	7	4	6	1	4	2-9	—	—	—	Mayfield (1-3)	Dhein (2-1)	Foster (2)	3:00	256
3/14	at VMI	L, 0-8	0	4	3	9	8	5	0	12	2-10	—	—	—	Dhein (2-1)	Holcombe (0-3)	—	3:02	256
3/15	at VMI	L, 4-7	4	12	0	9	7	8	0	6	2-11	—	—	—	Baker (4-0)	Foster (0-1)	—	2:49	301
3/21	at Princeton	L, 7-13	7	9	1	10	13	15	1	7	2-12	0-1	T-5th	-1.0	Kim (1-2)	Mayfield (1-4)	—	2:56	155
3/21	at Princeton	L, 0-12	0	3	4	8	12	13	1	6	2-13	0-2	T-7th	-2.0	Beasley (2-0)	Holcombe (0-4)	Eaton (1)	2:45	155
3/22	at Princeton	W, 6-3	6	8	1	7	3	6	0	7	3-13	1-2	T-5th	-2.0	Hegarty (2-0)	Penney (0-3)	Foster (3)	2:44	224
3/29 HARVARD	L, 1-2	1	4	0	6	2	2	0	4	3-14	1-3	T-6th	-3.0	Colasante (2-4)	Yoshida (0-1)	Gable (2)	2:21	174	
3/29 HARVARD	W, 9-4	9	7	1	5	4	8	3	7	4-14	2-3	T-5th	-2.5	Van Sice (1-0)	Alagheband (0-2)	—	2:30	229	
3/30 HARVARD	L, 3-16	3	9	2	10	16	13	0	7	4-15	2-4	T-6th	-3.0	Abler (1-2)	Hamill (0-2)	McHugh (1)	3:00	128	
3/31	at Army	L, 6-12	6	13	0	7	12	11	1	13	4-16	—	—	—	Donecea (2-0)	Keller (0-2)	Delph (1)	3:06	502
4/3 DARTMOUTH	W, 8-1	8	14	0	7	1	6	0	7	5-16	3-4	T-5th	-2.5	Holcombe (1-4)	Dumsky (0-3)	Yoshida (1)	2:30	138	
4/4 DARTMOUTH	W, 4-2	4	7	0	6	2	5	1	4	6-16	4-4	T-4th	-2.0	Hegarty (3-0)	Isler (0-3)	—	2:15	162	
4/4 DARTMOUTH	L, 0-15	0	1	0	4	15	14	1	12	6-17	4-5	T-5th	-3.0	Kugler (2-0)	Van Sice (1-1)	—	3:20	208	
4/11	at Penn	L, 3-7	3	7	1	9	7	10	0	10	6-18	4-6	T-5th	-3.0	Coyne (4-3)	Holcombe (1-5)	—	3:02	229
4/11	at Penn	L, 5-14	5	10	3	9	14	14	2	12	6-19	4-7	T-6th	-4.0	Moss (3-1)	Van Sice (1-2)	—	2:58	353
4/12	at Penn	L, 5-6	5	10	0	9	6	6	0	8	6-20	4-8	T-6th	-5.0	Shurtleff (4-2)	Foster (0-2)	—	2:50	352
4/14 BINGHAMTON	L, 4-11	4	5	0	6	11	9	0	9	6-21	—	—	—	Taylor (1-0)	Ramos (0-1)	—	3:07	118	
4/17 YALE	W, 5-3	5	11	0	6	3	3	0	6	7-21	5-8	T-6th	-4.0	Yoshida (1-1)	Cohen (4-3)	—	2:34	128	
4/18 YALE	L, 5-16	5	11	4	7	16	12	1	9	7-22	5-9	T-7th	-5.0	Ohman (3-1)	Holcombe (1-6)	Winslow (1)	3:26	207	
4/18 YALE	L, 3-6	3	6	0	5	6	8	1	4	7-23	5-10	8th	-6.0	Evans (5-1)	Hamill (0-3)	Spadaccini (2)	2:17	274	
4/21	at Binghamton	W, 10-6	10	10	0	4	6	9	0	8	8-23	—	—	—	Ramos (1-1)	Bates (0-1)	—	2:49	148
4/25	at Brown	11:30 a.m.																	
4/25	at Brown	2:30 p.m.																	
4/26	at Brown	12 p.m.																	
4/28 BUCKNELL	3:30 p.m.																		
5/2 COLUMBIA	11:30 a.m.																		
5/2 COLUMBIA	2:30 p.m.																		
5/3 COLUMBIA	12 p.m.																		
5/5	at Binghamton	6:30 p.m.																	

2026 CORNELL BASEBALL TV / PHOTO ROSTER



1
CADEN CALLAWAY
INF/OF • R/R • Fr.
Kingwood, Texas



2
MASON BARELA
C/INF • R/R • So.
Jupiter, Fla.



3
ETHAN VAN SICE
RHP • R/R • Jr.
Arlington, Va.




4
CADEN WILDMAN
OF • R/R • Sr.
Woodbury, Minn.



5
TYLER BEAULIEU
OF • R/R • So.
Berwyn, Pa.



6
ETHAN MCHUGH
RHP • R/R • Sr.
Lebanon, N.J.



7
LUKE JOHNSON
INF • R/R • Jr.
Coto de Casa, Calif.



8
RYAN DILLON
C • R/R • So.
Marlborough, Mass.



9
GRAHAM BIBEN
RHP • R/R • Jr.
New York, N.Y.



11
MATTHEW WALTERS
OF • R/R • Sr.
Granbury, Texas



12
SAM KEENE
LHP • L/L • So.
Cohasset, Mass.



13
ETHAN HAMILL
RHP • R/R • Sr.
Chester, Va.



14
KEVIN HAGER
INF • R/R • Jr.
Berkeley Heights, N.J.



15
OWEN CARLSON
INF • L/R • Jr.
Los Angeles, Calif.



16
NOAH KELLER
LHP • L/L • Sr.
Goodrich, Mich.



17
GUS MAGILL
RHP • R/R • So.
New York, N.Y.



18
TJ SWIDORSKI
INF • R/R • Sr.
Woodbury, Minn.



19
BRAEDEN JOHNSON
LHP • L/L • So.
Unadilla, N.Y.




20
TRENT LOPEZ
OF • R/R • Fr.
Chevy Chase, Md.



21
JOHN GERFEN
LHP • R/L • Sr.
Brewster, N.Y.



22
JOHN HEGARTY
RHP • L/R • So.
Needham, Mass.



23
JAYDEN SHIN
INF • L/R • So.
Pennington, N.J.



25
BECK UROFSKY
INF • R/R • Sr.
Silver Spring, Md.



26
AIDEN BARCLAY
INF/OF • R/R • Fr.
Dover, Mass.



28
MAX FOSTER
RHP • R/R • Jr.
Bethel, Conn.



29
WILL SWINSKI
LHP • L/L • So.
San Francisco, Calif.



30
ANDREW HOUGHTON
LHP • L/L • Jr.
Portsmouth, N.H.



31
CONNOR NIEMIEC
RHP • R/R • Fr.
Westfield, Mass.



32
CARSON MAYFIELD
RHP • R/R • Sr.
Annandale, Va.



33
TONY SILVA
RHP • R/R • Fr.
Danvers, Mass.



34
ROSS YOSHIDA
RHP • R/R • Fr.
Orchard Park, N.Y.



35
ALEX STOYER
RHP • R/R • Fr.
Stewart Manor, N.Y.



36
NATHANIEL JENNEW EIN
LHP • R/L • Jr.
Tampa, Fla.



37
HUXLEY HOLCOMBE
LHP • L/L • Jr.
Worcester, Mass.



40
JAKE HOWER
OF • R/R • Fr.
Erie, Pa.



41
JACKSON MARKO
C • R/R • Sr.
Syracuse, N.Y.



42
JOSH SHEA
RHP • R/R • Sr.
Cortlandt Manor, N.Y.



43
MICHAEL TIGHT
RHP • R/R • Fr.
Lighthouse Point, Fla.



44
TROY ASHKINOS
OF • R/R • So.
New York, N.Y.



45
TAVIAN RAMOS
RHP • R/R • So.
Neenah, Wis.



24
DAN PEPICELLI
Head Coach
11th season




27
JOHN TOPPA
Assistant Coach
5th season



38
KYLE CANAVALLY
Assistant Coach
1st season



39
McGWIRE TUFFY
Assistant Coach
1st season



GRACE DeSTEFANO
Athletic Trainer
4th season



CHRIS VAN ALSTYNE
Strength & Conditioning
2nd season