

# CORNELL BIG RED

## 2026 BASEBALL GAME NOTES

6 IVY LEAGUE REGULAR-SEASON CHAMPIONSHIPS | 7 ALL-AMERICANS | 60 FIRST TEAM ALL-IVY SELECTIONS

### 2026 SCHEDULE

CU Rk	Opp Rk	Opponent <sup>(TV)</sup>	Time / Result
<b>FEBRUARY (0-6)</b>			
<b>HUB CITY INVITATIONAL (Spartanburg, S.C.)</b>			
20	—	vs. Northwestern (DH)	L, 5-13
20	—	vs. Boston College (DH)	L, 1-9
21	—	vs. Northwestern	L, 5-6 (11 inn.)
22	—	vs. Boston College	L, 6-7
27	—	at Richmond	L, 6-9
28	—	at Richmond	L, 3-11
<b>MARCH (4-10, 2-4 IVY)</b>			
1	—	at Richmond	L, 2-12 (8 inn.)
7	—	at Fordham (DH)	L, 2-7
7	—	at Fordham (DH)	W, 3-1
8	—	at Fordham	L, 11-16
14	—	at VMI (DH)	W, 7-4
14	—	at VMI (DH)	L, 0-8
15	—	at VMI	L, 4-7
21	—	at Princeton* (DH)	L, 7-13
21	—	at Princeton* (DH)	L, 0-12
22	—	at Princeton*	W, 6-3
29	—	<b>HARVARD* (DH)</b>	<b>L, 1-2</b>
29	—	<b>HARVARD* (DH)</b>	<b>W, 9-4</b>
30	—	<b>HARVARD*</b>	<b>L, 3-16</b>
31	—	at Army	L, 6-12
<b>APRIL (2-4, 2-4 IVY)</b>			
3	—	<b>DARTMOUTH*</b>	<b>W, 8-1</b>
4	—	<b>DARTMOUTH* (DH)</b>	<b>W, 4-2</b>
4	—	<b>DARTMOUTH* (DH)</b>	<b>L, 0-15</b>
11	—	at Penn* (DH)	L, 3-7
11	—	at Penn* (DH)	L, 5-14
12	—	at Penn*	L, 5-6
14	—	<b>BINGHAMTON (ESPN+)</b>	<b>3:30 p.m.</b>
18	—	<b>YALE* (DH) (ESPN+)</b>	<b>11:30 a.m.</b>
18	—	<b>YALE* (DH) (ESPN+)</b>	<b>2:30 p.m.</b>
19	—	<b>YALE* (ESPN+)</b>	<b>12 p.m.</b>
21	—	at Binghamton (ESPN+)	6:30 p.m.
25	—	at Brown* (DH) (ESPN+)	11:30 a.m.
25	—	at Brown* (DH) (ESPN+)	2:30 p.m.
26	—	at Brown* (ESPN+)	12 p.m.
28	—	<b>BUCKNELL (ESPN+)</b>	<b>3:30 p.m.</b>
<b>MAY</b>			
2	—	<b>COLUMBIA* (DH) (ESPN+)</b>	<b>11:30 a.m.</b>
2	—	<b>COLUMBIA* (DH) (ESPN+)</b>	<b>2:30 p.m.</b>
3	—	<b>COLUMBIA* (DH) (ESPN+)</b>	<b>12 p.m.</b>
5	—	at Binghamton (ESPN+)	6:30 p.m.

All game times Eastern, subject to change

\* - Denotes Ivy League contest

**Bold Red CAPS denotes home game**



### MEDIA CONTACT

**MARSHALL HAIM**

Assistant Director of Athletic Communications

✉ mh2348@cornell.edu

☎ (716) 465-4945 (mobile)

### THE MATCHUP



#### CORNELL BIG RED

Overall Record: 6-20 (.231)

Ivy League Record: 4-8 (.333)

Head Coach: Dan Pepicelli

Cornell Record: 119-209-1 (.363) | 10th season

Career Record: 340-386-3 (.468) | 22nd season



#### BINGHAMTON BEARCATS

Overall Record: 17-13 (.567)

America East Record: 9-3 (.750)

Head Coach: Tim Sinicki

BU Record: 744-759-9 (.495) | 34th season

Career Record: Same as above

### GAME INFORMATION

#### TUESDAY



Play-by-Play: Charlie Moser

Analyst: Eli Fastiff

Stats: cornellbigred.com

#### FORECAST

☁ 75° ☀ 7:46

Temperature: 76° high | 57° low

Forecast: Cloudy, 30% chance of rain

Winds: SSW 10-20 mph

#### PROBABLE STARTERS

RHP **Ethan Van Sice** (1-2, 9.87)

LHP **Vincent Luther** (1-0, 7.59)

### FIRST PITCH

► The Cornell baseball team (6-20, 4-8 Ivy League) looks to snap a four-game losing streak this afternoon, hosting Central New York rival Binghamton (17-13, 9-3 America East) in the first of three scheduled meetings between the two programs this season at Booth Field.

► First pitch is scheduled for 3:30 p.m., with game action streaming live on ESPN+ with **CHARLIE MOSER** (play-by-play) and **ELI FASTIFF** (analyst) on the call.

► The remaining two meetings will take place at the Bearcats Baseball Complex in Vestal, N.Y. — April 21 and May 5.

### WEEKEND REWIND

► Cornell dropped all three games of its weekend series at Tommy Lasorda Field at Meiklejohn Stadium in Philadelphia last weekend, falling to Penn 7-3, 15-4 and 6-5.

► The Big Red scored in the first inning of each game but could not solve any of Penn's long relievers, as all three — Marty Coyne (Game 1), Jake Moss (Game 2) and Thomas Shurtleff (Game 3) — struck out seven batters apiece in their respective outings.

► Penn rallied from a 2-0 deficit to win the opener, 7-3, scoring four times in the fifth before putting the game away with three runs in the seventh, capped by a two-out, two-run home run by Gavin Collins. Coyne worked seven innings of relief, allowing 1R on 4H. Junior left-handed pitcher **HUXLEY HOLCOMBE** took the loss despite becoming the 46th Cornell pitcher since 1947 to reach 100 career strikeouts. Holcombe allowed 4R/1ER on 4H in 4.2IP. Sophomore catcher **MASON BARELA** had 3H and 2 doubles in the opener before exiting with an apparent injury and did not play the remainder of the weekend.

► Six first-inning Penn runs set the tone in a 14-5 Quaker victory. Senior center fielder **CADEN WILDMAN** gave Cornell a brief lead with an RBI double in the top of the first, but Penn answered immediately on a two-run Jay Secretarski home run and a pair of errors by junior shortstop **KEVIN HAGER**. The Quakers led 9-1 after two innings and 12-1 after four. Cornell's best stretch came in the sixth, when 4R on 3H and 2BB trimmed the deficit to 12-5, with Hager capping the rally with an RBI single. Freshman outfielder **JAKE HOWER** went 3-for-5 in the loss, the first three-hit game of his career.

► Penn solidified the series sweep on Sunday, rallying from a 5-3 deficit with a three-run ninth — aided by a pair of Cornell wild pitches — to win 6-5 on Nick Spaventa's two-out walk-off single. Cornell built a 5-2 lead through three innings behind junior third baseman **LUKE JOHNSON**, who reached base in each of the first three frames, scoring twice and driving in a run, and five solid innings from senior right-handed pitcher **ETHAN HAMILL**, who allowed just 2H and 2R across 5.0IP. Shurtleff entered in the fourth and shut Cornell out the rest of the way, scattering 4H and having a career-high 7K. Sophomore right-hander **JOHN HEGARTY** induced inning-ending double plays in the sixth and seventh before Ernie Echevarria's leadoff double in the ninth ignited the decisive rally.

# 2026 CORNELL BASEBALL ROSTER

#	NAME	POS	B/T	HT	WT	YR	HOMETOWN / HIGH SCHOOL (PREVIOUS SCHOOL)
1	Caden Callaway	INF/OF	R/R	5-7	182	Fr.	Kingwood, Texas / Kingwood HS
2	Mason Barela	C/INF	R/R	5-8	202	So.	Jupiter, Fla. / Jupiter
3	Ethan Van Sice	RHP	R/R	5-9	184	Jr.	Arlington, Va. / Gonzaga College [D.C.]
4	Caden Wildman	OF	R/R	6-3	219	Jr.	Woodbury, Minn. / East Ridge
5	Tyler Beaulieu	OF	R/R	6-1	182	So.	Berwyn, Pa. / Episcopal Academy
6	Ethan McHugh	RHP	R/R	5-9	176	Sr.	Annandale, N.J. / North Hunterdon
7	Luke Johnson	INF	R/R	6-1	197	Jr.	Coto de Caza, Calif. / Santa Margarita Catholic
8	Ryan Dillon	C	R/R	6-1	197	So.	Marlborough, Mass. / Marlborough
9	Graham Biben	RHP	R/R	6-0	204	Jr.	New York, N.Y. / Riverdale Country School
11	Matthew Walters	OF	R/R	5-11	202	Sr.	Granbury, Texas / Granbury
12	Sam Keene	LHP	L/L	6-4	207	So.	Cohasset, Mass. / Boston College HS
13	Ethan Hamill	RHP	R/R	6-3	193	Sr.	Chester, Va. / Thomas Dale
14	Kevin Hager	INF	R/R	6-0	200	Jr.	Berkeley Heights, N.J. / Delbarton School
15	Owen Carlson	INF	L/R	5-11	187	Jr.	Los Angeles, Calif. / Harvard-Westlake School
16	Noah Keller	LHP	L/L	6-1	206	Sr.	Goodrich, Mich. / Goodrich
17	Gus Magill	RHP	R/R	6-0	205	So.	New York, N.Y. / Fordham Preparatory School
18	TJ Swidorski	INF/RHP	R/R	6-0	183	Sr.	Woodbury, Minn. / East Ridge
19	Braeden Johnson	LHP	L/L	6-4	227	So.	Otego, N.Y. / Unatego
20	Trent Lopez	OF	R/R	5-10	191	Fr.	Chevy Chase, Md. / Bethesda-Chevy Chase HS
21	John Gerfen	LHP	R/L	6-0	209	Sr.	Brewster, N.Y. / Brewster
22	John Hegarty	RHP	L/R	6-5	215	So.	Needham, Mass. / St. Mark's School
23	Jayden Shin	INF	L/R	6-2	198	So.	Pennington, N.J. / Hopewell Valley
25	Beck Urofsky	INF	R/R	6-4	225	Sr.	Silver Spring, Md. / Bethesda-Chevy Chase
26	Aiden Barclay	INF/OF	R/R	6-3	218	Fr.	Dover, Mass. / Deerfield Academy
28	Max Foster	RHP	R/R	6-3	211	Jr.	Bethel, Conn. / Bethel
29	Will Siwinski	LHP	R/L	6-3	198	So.	San Francisco, Calif. / St. Ignatius College Prep
30	Andrew Houghton	LHP	L/L	6-3	206	Jr.	Portsmouth, N.H. / Phillips Exeter Academy (UMass)
31	Connor Niemiec	RHP	R/R	6-1	227	Fr.	Westfield, Mass. / Deerfield Academy
32	Carson Mayfield	RHP	R/R	6-5	228	Sr.	Annandale, Va. / Bishop O'Connell
33	Tony Silva	RHP	R/R	6-3	207	Fr.	Danvers, Mass. / The Governor's Academy
34	Ross Yoshida	RHP	R/R	6-0	220	Fr.	Orchard Park, N.Y. / Nichols School
35	Alex Stoyer	RHP	R/R	6-4	225	Fr.	Stewart Manor, N.Y. / Chaminade HS
36	Nathaniel Jennewein	LHP	R/L	5-11	184	Jr.	Tampa, Fla. / T.R. Robinson
37	Huxley Holcombe	LHP	L/L	6-6	193	Jr.	Worcester, Mass. / Worcester Academy
40	Jake Hower	OF	R/R	6-0	198	Fr.	Erie, Pa. / McDowell HS
41	Jackson Marko	C	R/R	5-10	168	Sr.	Syracuse, N.Y. / Christian Brothers Academy
42	Josh Shea	RHP	R/R	5-11	174	Sr.	Cortlandt Manor, N.Y. / Hendrick Hudson
43	Michael Tight	RHP	R/R	6-3	208	Fr.	Lighthouse Point, Fla. / St. Andrew's School
44	Troy Ashkinos	OF/C	R/R	6-3	209	So.	New York, N.Y. / Trinity-Pawling School (Wesleyan)
45	Tavian Ramos	RHP	R/R	6-2	194	So.	Neenah, Wis. / Neenah HS

PITCHERS (23)		
3	Ethan Van Sice	R/R Jr.
6	Ethan McHugh	R/R Sr.
9	Graham Biben	R/R Jr.
12	Sam Keene	L/L So.
13	Ethan Hamill	R/R Sr.
16	Noah Keller	L/L Sr.
17	Gus Magill	R/R So.
19	Braeden Johnson	L/L So.
21	John Gerfen	R/L Sr.
22	John Hegarty	L/R So.
28	Max Foster	R/R Jr.
29	Will Siwinski	R/L So.
30	Andrew Houghton	L/L Jr.
31	Connor Niemiec	R/R Fr.
32	Carson Mayfield	R/R Sr.
33	Tony Silva	R/R Fr.
34	Ross Yoshida	R/R Fr.
35	Alex Stoyer	R/R Fr.
36	Nathaniel Jennewein	R/L Jr.
37	Huxley Holcombe	L/L Jr.
42	Josh Shea	R/R Sr.
43	Michael Tight	R/R Fr.
45	Tavian Ramos	R/R So.

CATCHERS (3)		
2	Mason Barela	R/R So.
8	Ryan Dillon	R/R So.
41	Jackson Marko	R/R Jr.

INFELDERS (8)		
1	Caden Callaway	R/R Fr.
7	Luke Johnson	R/R Jr.
14	Kevin Hager	R/R Jr.
15	Owen Carlson	L/R Jr.
18	TJ Swidorski	R/R Sr.
23	Jayden Shin	L/R So.
25	Beck Urofsky	R/R Sr.
26	Aiden Barclay	R/R Fr.

OUTFIELDERS (6)		
4	Caden Wildman	R/R Sr.
5	Tyler Beaulieu	R/R So.
11	Matthew Walters	R/R Sr.
20	Trent Lopez	R/R Fr.
40	Jake Hower	R/R Fr.
44	Troy Ashkinos	R/R So.

## COACHING AND SUPPORT STAFF

Head Coach:	Dan Pepicelli
Assistant Coach:	John Toppa
Assistant Coach:	Kyle Canavally
Assistant Coach:	McGwire Tuffy
Athletic Trainer:	Grace DeStefano
Strenght & Conditioning:	Chris Van Alstyne

## PRUH-NUHN-SEE-AY-SHN GUIDE

1	Caden Callaway	KAY-dehn
2	Mason Barela	buh-REHL-uh
3	Ethan Van Sice	rhymes with slice
4	Caden Wildman	KAY-dehn
5	Tyler Beaulieu	bohl-YUHR
9	Graham Biben	BYE-bin
18	TJ Swidorski	swih-DOR-skee
19	Braeden Johnson	BRAY-dehn
21	John Gerfen	GUR-fehn
22	John Hegarty	HEHG-ur-tee
25	Beck Urofsky	yoo-RAHF-skee
29	Will Siwinski	sih-WIHN-skee
31	Connor Niemiec	NEE-mick
36	Nathaniel Jennewein	JEHN-uh-wine
37	Huxley Holcombe	HUKS-lee HOHL-kuhm
44	Troy Ashkinos	ash-KEE-nohs
45	Tavian Ramos	TAY-vee-un RAH-mohs
HC	Dan Pepicelli	PEP-ih-sell-ee
AC	Kyle Canavally	kan-uh-VAL-ee
AC	John Toppa	TOE-puh
AT	Grace DeStefano	dehs-STEHF-uh-noh

## ROSTER BREAKDOWN

### BY CLASS

FRESHMAN (9)	SOPHOMORES (11)	JUNIORS (9)	SENIORS (11)
1 Callaway	2 Barela	3 Van Sice	4 Wildman
26 Barclay	5 Beaulieu	7 L. Johnson	6 McHugh
20 Lopez	8 Dillon	9 Biben	11 Walters
31 Niemiec	12 Keene	14 Hager	13 Hamill
33 Silva	17 Magill	15 Carlson	16 Keller
34 Yoshida	19 B. Johnson	28 Foster	18 Swidorski
35 Stoyer	22 Hegarty	30 Houghton	21 Gerfen
40 Hower	23 Shin	36 Jennewein	25 Urofsky
43 Tight	29 Siwinski	37 Holcombe	32 Mayfield
	44 Ashkinos		41 Marko
	45 Ramos		42 Shea

### BY STATE

New York	9	Virginia	3	Connecticut	1
Massachusetts	7	Maryland	2	Michigan	1
California	3	Minnesota	2	New Hampshire	1
Florida	3	Pennsylvania	2	Wisconsin	1
New Jersey	3	Texas	2		

## TODAY'S OPPONENT: BINGHAMTON BEARCATS

GAME #27 ♦ HOME GAME #7 ♦ TUE., APRIL 14 ♦ CORNELL VS. BINGHAMTON ♦ 3:30 P.M. ♦ ITHACA, N.Y. ♦ BOOTH FIELD ♦ TV: ESPN+



### 2026 Season Stats (as of 4/13)

Cornell (6-20, 4-8 Ivy League)	.255	.337	.354	.691	4.31	303	8.54	227	0.58	262
Binghamton (17-13, 9-3 America East)	.266	.381	.395	.776	6.60	150	8.73	191	0.80	7-191

BATTING				PER GAME					
AVG	OBP	SLG	OPS	RUNS	RK	HITS	RK	HR	RK
.255	.337	.354	.691	4.31	303	8.54	227	0.58	262
.266	.381	.395	.776	6.60	150	8.73	191	0.80	7-191

PITCHING / FIELDING									
ERA	RK	WHIP	RK	SO/9	RK	BB/9	RK	FLD%	RK
7.42	253	1.69	195	7.99	189	5.27	206	.962	241
5.99	156	1.56	132	8.68	121	4.55	127	.968	183

### NEWS AND NOTES

- ▶ Cornell holds a 28-21-1 advantage in the all-time series but has not hosted the Bearcats since a 10-9, 10-inning victory at Hoy Field on April 20, 2022 — each of the last six meetings have been played in Vestal.
- ▶ Cornell is 3-1-1 in its last five home games vs. Binghamton.
- ▶ Binghamton enters Tuesday's game riding a seven-game winning streak — the program's longest in nine years — after sweeping UMBC last weekend. The Bearcats have won 11 of their last 13 games.
- ▶ Junior outfielder Matt Bolton leads all qualified Binghamton batters with a .345 average and a 1.003 OPS, also pacing the team in runs (26), hits (41), RBI (23), doubles (10), triples (3) — tied for 32nd nationally — walks (19) and stolen bases (10).
- ▶ Grant Hunter leads the team with six home runs.
- ▶ Junior right-hander Conner Griffin (1-2, 5.24 ERA) leads the staff with 37K over eight starts, while junior right-hander Jackson Mitchell (2-0, 1.98 ERA, 34K in 27.1IP) owns an America East-best four saves and has held opponents to a .138 average.
- ▶ Hayden Tarsia has added two saves and 28K in relief.

### THE SERIES

<b>Overall</b>	<b>Cornell leads, 28-21-1</b>
in Ithaca, N.Y.	Cornell leads, 14-12-1
at Booth Field	First meeting
in Vestal, N.Y.	Cornell leads, 14-9
at Bearcats Baseball Complex	Binghamton leads, 4-3
Neutral Sites	N/A
Last Meeting	@Binghamton 8, Cornell 5 (April 29, 2025)

### ON THIS DATE: APRIL 14

- ▶ Tuesday will be Cornell's 53rd all-time game on April 14. Cornell is 25-27 on the date and 9-5 in its last 14.
- ▶ The Big Red have alternated results in each of its last four April 14 games (2-2).
- ▶ Cornell is playing at home on April 14 in consecutive years for the first time since defeating Ithaca, 6-3, in 1975 and Colgate, 13-6, in 1976. Last year, the Big Red fell to Penn, 16-1.
- ▶ In its last seven home games on April 14, Cornell has won five games.

### SERIES FACTS (MORE ON PAGE 9)

Overall Streak	L2
Home Streak	W1
Road Streak	L2
Neutral Streak	—
Last Home Win	10-9 (10 inn.) (April 20, 2022)
Last Road Win	13-7 (May 1, 2024)
Last Neutral Win	—
Last Home Loss	4-8 (April 9, 2019)
Last Road Loss	5-8 (5 inn.) (April 29, 2025)
Last Neutral Loss	—
Last Home Tie	5-5 (9.5 inn.) (April 10, 2018)
Last Road Tie	—
Last Neutral Tie	—
Largest Winning Margin	+9, (12-3, April 24, 2018)
Largest Losing Margin	-10, (1-11, May 2, 2018)
Most Runs Scored	13, (2x), Last: (13-7, May 1, 2024)
Most Runs Allowed	13, (2x), Last: (5-13, April 6, 2004)
Fewest Runs Scored	0, (2x), Last: (0-6, April 11, 2023)
Fewest Runs Allowed	0, (2x), Last: (3-0, April 10, 2007)

## THIS WEEKEND'S OPPONENT: YALE BULLDOGS

GAMES #28-30 ♦ HOME GAMES #8-10 ♦ SAT., APRIL 17 - SUN., APRIL 18 ♦ CORNELL VS. YALE ♦ 11:30 A.M. (SAT. - DH) & NOON ♦ ITHACA, N.Y. ♦ BOOTH FIELD ♦ TV: ESPN+



### 2026 Season Stats (as of 4/19)

Cornell (6-20, 4-8 Ivy League)	.255	.337	.354	.691	4.31	303	8.54	227	0.58	262
Yale (19-10, 9-3 Ivy League)	.285	.403	.395	.798	7.72	52	9.59	92	0.41	298

BATTING				PER GAME					
AVG	OBP	SLG	OPS	RUNS	RK	HITS	RK	HR	RK
.255	.337	.354	.691	4.31	303	8.54	227	0.58	262
.285	.403	.395	.798	7.72	52	9.59	92	0.41	298

PITCHING / FIELDING									
ERA	RK	WHIP	RK	SO/9	RK	BB/9	RK	FLD%	RK
7.42	253	1.69	195	7.99	189	5.27	206	.962	241
4.94	74	1.36	44	8.99	92	3.87	55	.974	87

### NEWS AND NOTES

- ▶ Ivy League-leading Yale enters its midweek contest against Quinnipiac on Wednesday having won six of its last seven.
- ▶ The Bulldogs have an Ivy League-best .285 batting average.
- ▶ Yale's 4.94 team ERA is third in the Ancient Eight and ranks 74th nationally.
- ▶ Known for playing small ball, Yale ranks 11th in sacrifice bunts (32) and 23rd in stolen bases (86).

### THE SERIES

<b>Overall</b>	<b>Yale leads, 113-82</b>
in Ithaca, N.Y.	Yale leads, 51-44
at Booth Field	Cornell leads, 2-1
in West Haven, Conn.	Yale leads, 60-38
at George H.W. Bush '48 Field	Yale leads, 47-32
Neutral Sites	Yale leads, 2-0
Last Meeting	@Yale 9, Cornell 3 (March 23, 2025)

### ON THIS DATE: APRIL 19

- ▶ Sunday will be Cornell's 68th all-time game on April 19.
- ▶ Cornell will be looking to snap its six-game losing streak on the date, seeking its first win since defeating Siena, 9-0, in the nightcap of a doubleheader in 2011 at Siena Field.
- ▶ The Big Red are 2-1 all-time on April 19 against Yale, most recently sweeping a 1980 twin bill at Hoy Field, 2-1 and 3-2.
- ▶ Playing at home on April 18 for the first time since 2014, the Big Red have also lost its last six home games. Cornell's last home win on April 19 came in 1995, 5-4, against Penn State.

### SERIES FACTS

Overall Streak	L1
Home Streak	L1
Road Streak	L1
Neutral Streak	L2
Last Home Win	8-2 (April 20, 2024)
Last Road Win	7-4 (March 22, 2025)
Last Neutral Win	—
Last Home Loss	3-6 (April 21, 2024)
Last Road Loss	3-9 (March 23, 2025)
Last Neutral Loss	2-5 (7 inn.) (May 17, 1980)
Last Home Tie	—
Last Road Tie	—
Last Neutral Tie	—
Largest Winning Margin	+15, (15-0, May 10, 1974)
Largest Losing Margin	-17, (5-22, May 31, 1915)
Most Runs Scored	15, (15-0, May 10, 1974)
Most Runs Allowed	22, (5-22, May 31, 1915)
Fewest Runs Scored	0, (20x), Last: (0-2, March 30, 2019)
Fewest Runs Allowed	0, (14x), Last: (3-0, March 30, 2019)

## CORNELL VERSUS THE IVY LEAGUE & EIBL

	MEMBERSHIP	OVERALL		HOME		AWAY		NEUTRAL		BOOTH FIELD		IVY / EIBL REGULAR SEASON		IVY / EIBL POSTSEASON			LAST
		RECORD	PCT	RECORD	PCT	RECORD	PCT	RECORD	PCT	RECORD	PCT	RECORD	PCT	RECORD	PCT	STRK	
Brown	1948-Present	65-74-2	.468	37-32-1	.536	26-40	.394	2-2-1	.500	2-1	.667	62-63-1	.496	0-0	—	W2	3-7
Columbia	1930-Present	134-123	.521	79-54	.594	54-69	.439	1-0	1.000	0-3	.000	105-101	.510	1-0	1.000	L1	2-8
Dartmouth	1930-Present	91-105-1	.464	54-45	.545	34-57-1	.375	3-3	.500	5-1	.833	75-85-1	.469	3-3	.500	L1	6-4
Harvard	1933-Present	62-117	.346	30-44	.405	32-71	.311	0-2	.000	3-3	.500	56-97	.366	0-3	.000	L1	5-5
Penn	1930-Present	129-173-2	.428	69-80	.463	57-90-2	.389	3-3	.500	1-5	.167	93-121-1	.435	1-2	.333	L8	3-7
Princeton	1930-Present	104-165-2	.387	56-74-1	.431	47-91-1	.342	1-0	1.000	1-5	.167	87-129-1	.403	2-0	1.000	W1	4-6
Yale	1930-Present	82-113	.421	44-51	.463	38-60	.388	0-2	.000	2-1	.667	69-85	.448	0-1	.000	L1	6-4
<b>Totals vs. current members</b>		<b>667-870-7</b>	<b>.434</b>	<b>369-380-2</b>	<b>.493</b>	<b>288-478-4</b>	<b>.377</b>	<b>10-12-1</b>	<b>.457</b>	<b>14-19</b>	<b>.424</b>	<b>547-681-4</b>	<b>.446</b>	<b>7-9</b>	<b>.438</b>		
Army	1948-92	38-38	.500	18-10	.643	18-27	.400	2-1	.667	0-0	.000	34-28	.548	0-0	.000		
Navy	1948-92	33-50	.398	12-19	.387	21-31	.404	0-0	.000	0-0	.000	17-40	.298	0-0	.000		
<b>Totals vs. all-time members</b>												<b>598-749-4</b>	<b>.444</b>	<b>7-9</b>	<b>.438</b>		

## TODAY'S PROBABLE STARTING PITCHER



# ETHAN VAN SICE

**2026 STATS:** 1-2, 9.87 ERA, 17.1 IP, 15 BB, 17 SO

# 3

**Height / Weight:** 5-9 / 184 lbs.  
**Hometown:** Arlington, Va.  
**High School:** Gonzaga College [D.C.]

**Bats/Throws:** R/R  
**Year:** Junior

### VAN SICE'S CAREER STATS

2024	W	L	ERA	G	GS	CG	IP	H	R	ER	BB	SO	HR	GDP	WHIP	AVG
— MISSED SEASON DUE TO INJURY —																
2025	1	0	11.25	6	0	0	8.0	16	11	10	5	5	1	1	2.63	.410
2026	1	2	9.87	8	4	0	17.1	22	26	19	15	17	4	0	2.13	.289
<b>TOTALS</b>	<b>2</b>	<b>2</b>	<b>10.30</b>	<b>14</b>	<b>4</b>	<b>0</b>	<b>25.1</b>	<b>38</b>	<b>37</b>	<b>29</b>	<b>20</b>	<b>22</b>	<b>5</b>	<b>1</b>	<b>2.29</b>	<b>.330</b>

### NEWS & NOTES ON VAN SICE

► **THIS AFTERNOON:** Van Sice is appearing in his 15th career game and making his fifth start, all of which have come so far this season ... making his fourth consecutive start after serving as a reliever in four of his first five outings of season.

► **LAST TIME OUT:** Lasted just 0.1IP in the nightcap of last Saturday's doubleheader at Penn — the shortest start of his collegiate career — in an outing prolonged by two Cornell errors ... allowed 3H to the first three batters faced, including a two-run home run by Jay Secretarski, before inducing a groundout ... a pair of errors bookended a walk to load the bases, before a two-run double by Ernie Echevarria ended his outing after 29 pitches (16 strikes).

► **LOOKING TO GET BACK ON TRACK:** Has been limited to 1.1IP across his first two April starts, allowing 10R/7ER on 4H and 5BB while throwing just 43.3 percent of his 67 pitches for strikes ... the 7ER allowed in April match his entire total from four appearances in March.

► **2025:** All six of his appearances came out of Big Red's bullpen, totaling 8.0IP ... season-high 2K in each of last two outings of season at Harvard (April 20) and against Princeton (May 4), which included posting first collegiate victory against Harvard ... did not allow a run in first three outings against Yale (March 23), Columbia (April 4) and Penn (April 13).

► **2024:** Missed entire season due to injury.

► **PRIOR TO CORNELL:** Played four years of baseball at Gonzaga College in Washington, D.C., where he help aid program to 2022 WCAC Championship and named to the 2023 All-WCAC Team.

### VAN SICE'S 2026 SPLITS

SPLIT	W	L	G	GS	IP	H	R	ER	HR	BB	SO	ERA	AVG
<b>TOTALS</b>	<b>1</b>	<b>2</b>	<b>8</b>	<b>4</b>	<b>17.1</b>	<b>22</b>	<b>26</b>	<b>19</b>	<b>4</b>	<b>15</b>	<b>17</b>	<b>9.87</b>	<b>.289</b>
Home	1	1	2	2	7.0	4	6	6	0	5	4	7.71	.160
Away	0	1	5	1	6.1	15	19	12	4	5	10	17.05	.405
Neutral	0	0	1	1	4.0	3	1	1	0	5	3	2.25	.214
Day	1	2	8	4	17.1	22	26	19	4	15	17	9.87	.289
Night	—	—	—	—	—	—	—	—	—	—	—	—	—
Starter	1	2	4	4	11.1	11	13	8	1	11	7	6.35	.239
Reliever	0	0	4	0	6.0	11	13	9	3	4	10	13.50	.367

### VAN SICE'S 2026 SPLITS vs. LHB/RHB

	BF	AB	H	2B	3B	HR	BB	SO	AVG	OBP	SLG	OPS
<b>Total</b>	<b>97</b>	<b>76</b>	<b>22</b>	<b>4</b>	<b>1</b>	<b>4</b>	<b>15</b>	<b>17</b>	<b>.289</b>	<b>.438</b>	<b>.526</b>	<b>.964</b>
vs. LHB	29	22	6	1	0	1	6	2	.273	.448	.455	.903
vs. RHB	68	54	16	3	1	3	9	15	.296	.433	.556	.988

### SINGLE-GAME HIGHS & LOWS

2026		CAREER	
6.0, vs. Harvard (3/29)	<b>IP</b>	6.0, vs. Harvard (3/29)	
4, (3x), Last: at Penn (4/11)	<b>H</b>	6, vs. Penn (4/14/25)	
6, (2x), Last: at Penn (4/11)	<b>R</b>	6, (2x), Last: at Penn (4/11/26)	
4, (2x), Last: vs. Dartmouth (4/4)	<b>ER</b>	4, (3x), Last: at Richmond (2/28/26)	
5, vs. Northwestern (2/21)	<b>BB</b>	5, vs. Northwestern (2/21/26)	
4, (2x), Last: vs. Harvard (3/29)	<b>SO</b>	4, (2x), Last: vs. Harvard (3/28/26)	
1, (4x), Last: at Penn (4/11)	<b>HR</b>	1, (5x), Last: at Penn (4/11/26)	
79, vs. Northwestern (2/21)	<b>PITCHES</b>	79, vs. Northwestern (2/22/26)	
—	<b>CG</b>	—	
—	<b>SHO</b>	—	
—	<b>WSTREAK</b>	—	
<b>2 games, 4/4 - Pres.</b>		<b>LSTREAK</b>	<b>2 games, 4/4/26 - Pres.</b>

*NOTE: Bold denotes active streak*

### VAN SICE VS. BINGHAMTON

	W-L	ERA	AVG	G	GS	IP	H	R	ER	BB	SO	HR
<b>CAREER</b>	—	—	—	—	—	—	—	—	—	—	—	—
<b>BOOTH FIELD</b>	—	—	—	—	—	—	—	—	—	—	—	—
<b>2025</b>	—	—	—	—	—	—	—	—	—	—	—	—

**LAST APP:** N/A

**LAST WIN:** N/A

- Facing Binghamton for the first time in his collegiate career.
- It will also be Van Sice's first time squaring off against an opponent from America East.

### VAN SICE'S 2026 GAME LOG

DATE	VS.	RESULT	DEC	GS	IP	H	R	ER	BB	SO	HR	NP-S	S%	RS	W-L	ERA	AVG	NOTES
2/22	vs. NW	L 5-6	—	1	4.0	3	1	1	5	3	0	79-44	55.7%	3	0-0	2.25	.214	First career start; CHs in IP, BB & SO
2/28	@ RIC	L 3-11	—	0	1.2	4	4	4	3	3	1	50-25	50.0%	—	0-0	7.94	.304	Tied single-game high for ER
<b>FEBRUARY</b>				<b>1</b>	<b>5.2</b>	<b>7</b>	<b>5</b>	<b>5</b>	<b>8</b>	<b>6</b>	<b>1</b>	<b>129-69</b>	<b>53.5%</b>	<b>3</b>	<b>0-0</b>	<b>7.94</b>	<b>.304</b>	<b>9.53 K/9, 12.71 BB/9, 2.65 WHIP</b>
3/8	@ FOR	L 11-16	—	0	1.0	3	6	2	0	2	1	39-19	48.7%	—	0-0	9.45	.333	Allowed single-game high in R
3/15	@ VMI	L 4-7	—	0	0.1	2	3	3	1	1	1	15-7	46.7%	—	0-0	12.86	.364	Third consecutive game giving up HR
3/21	@ PRI (G1)	L 7-13	—	0	3.0	2	0	0	0	4	0	57-36	63.2%	—	0-0	9.00	.318	First career outing with 3+IP, 0R
3/29	HAR (G2)	W 9-4	W-1	1	6.0	4	2	2	1	4	0	78-52	66.7%	7	1-0	6.75	.273	CH in IP (6.0); first career quality start
<b>MARCH</b>				<b>1</b>	<b>10.1</b>	<b>11</b>	<b>11</b>	<b>7</b>	<b>2</b>	<b>11</b>	<b>2</b>	<b>189-114</b>	<b>60.3%</b>	<b>7</b>	<b>1-0</b>	<b>6.10</b>	<b>.256</b>	<b>9.58 K/9, 1.74 BB/9, 1.26 WHIP</b>
4/4	DART (G2)	L 0-15	L-1	1	1.0	0	4	4	4	0	0	38-13	34.2%	0	1-1	8.47	.261	Shortest start of collegiate career
4/12	@ PENN (G2)	L 4-15	L-2	1	0.1	4	6	3	1	0	1	29-16	55.2%	1	1-2	9.87	.289	Matched career-high 6R in 0.1IP
<b>APRIL</b>				<b>2</b>	<b>1.1</b>	<b>4</b>	<b>10</b>	<b>7</b>	<b>5</b>	<b>0</b>	<b>1</b>	<b>67-29</b>	<b>43.3%</b>	<b>1</b>	<b>0-2</b>	<b>47.25</b>	<b>.400</b>	<b>0.00 K/9, 33.75 BB/9, 8.25 WHIP</b>
<b>TOTALS</b>				<b>4</b>	<b>17.1</b>	<b>22</b>	<b>26</b>	<b>19</b>	<b>15</b>	<b>17</b>	<b>4</b>	<b>423-225</b>	<b>53.2%</b>	<b>11</b>	<b>1-2</b>	<b>9.87</b>	<b>.289</b>	<b>8.83 K/9, 7.79 BB/9, 2.13 WHIP</b>

## CORNELL QUICK FACTS

### GENERAL INFORMATION

Location:	Ithaca, N.Y.
Enrollment:	26,561 (16,138 undergraduate)
Founded:	1865
Nickname:	Big Red
School Colors:	Carnelian Red (Pantone 187) and White
Conference:	Ivy League
Interim President:	Michael I. Kotlikoff
Meakam Smith Director of Athletics:	Dr. Nicki Moore
Athletics Website:	CornellBigRed.com
Facebook:	/CornellSports
Instagram:	@CornellSports   @cornellbsb
X:	@CornellSports   @CornellBaseball

### HISTORY

Seasons of Baseball:	155th
First Season:	1869
All-Time Record (Win Pct.):	1780-2053-34 (.465)
Ivy League Regular-Season Titles (last):	6 (2012)
Ivy League Championship Titles (last):	1 (2012)
Ivy League Tournament Appearances (last):	1 (2024)
NCAA Tournament Appearances (last):	2 (2012)
Most Consecutive NCAA Appearances:	N/A
College World Series Appearances (last):	None
National Championships:	None
NCAA Tournament Record:	2-4 (.333)

### BOOTH FIELD

Year Opened (Season):	2023 (3rd)
Dimensions:	318' (LF/RF), 390' (CF), 397' (LCF/RCF)
Capacity:	500
All-Time Record:	14-19 (.424)
Under Dan Pepicelli:	14-19 (.424)

### COACHING STAFF

Head Coach:	Dan Pepicelli (Cortland '90)
Overall Record:	340-386-3 (.468)
Record at Cornell:	119-209-1 (.363)
Assistant Coach:	John Toppa (UConn '19)
Assistant Coach:	Kyle Canavally (SUNY Brockport '21)
Assistant Coach:	McGwire Tuffy (Quinnipiac '23)

### 2025 IN REVIEW

Overall Record:	12-22 (.353)
Ivy League Record (Finish):	7-14 (.333) — T-7th
Home Record:	3-6 (.333)
Road Record:	9-14 (.391)
Neutral Record:	0-2 (.000)
Ivy League Tournament:	Not selected
NCAA Tournament:	Not selected
D1Baseball.com Poll Ranking (final):	N/A
NCBWA Poll Ranking (final):	N/A
USA Today Poll Ranking (final):	N/A

### 2026 TEAM INFORMATION

Letterwinners Returning / Lost:	10 / 7
Newcomers:	11
Fr / So / Jr / Sr:	9 / 11 / 9 / 11

### ATHLETIC COMMUNICATIONS

Jeremy Hartigan	Sr. Associate Director of Athletics for Communications
Emmie Agee	Assistant Director of Editorial Content
Shawn Gillen	Assistant Director of Athletic Communications
Marshall Haim	Assistant Director of Athletic Communications (BSB)
Phone:	(716) 465-4945
Email:	mh2348@cornell.edu
Aaron Kelly	Assistant Director of Athletic Communications

# CORNELL BASEBALL

## WELCOME TO HAGERTOWN

► One of the Ivy League's toughest outs, junior shortstop **KEVIN HAGER** enters this afternoon's game riding an 11-game on base streak, where he is hitting .325/.449/.550 (13-for-40) with 8R, 3 doubles, 2HR, 4RBI, 8BB, 1HBP, 7K and 4SB. Hager has also reached safely in 18 of his last 19 games, slashing .347/.434/.486 (25-for-72) with 11R, 4 doubles, 2HR, 4RBI, 9BB, 2HP and 5SB.

► Hager has hits in six of his last seven games, where he has a 1.098 OPS behind a .370/.469/.630 slash line with 4R, 1 double, 2HR, 4RBI and 4SB. The four steals posted by Hager, three of which came in the Big Red's series against Dartmouth (April 3-4), **matches the cumulative total he had posted over the previous 56 games entering the series against the Big Green.**

► In the last midweek contest played by Cornell at Army on March 31, Hager initiated a four-game hit streak with a 3-for-4 effort with two solo home runs against the Black Knights for the **first multi-home run game of his career.** That performance was also his third three-hit game of the season and fifth of his career, joining outings at Fordham (March 8) and Princeton (March 21) this year. All five of Hager's career three-hit games have come on the road.

► Hager's production extends well beyond his recent surge. He has reached base safely in 38 of his last 40 games, 53 of his last 56, 63 of his last 67 and 71 of his last 76 dating to the 2024 season — having an .838 OPS, slashing .297/.405/.434 with 54R, 11 doubles, 9HR, 41RBI, 38BB and 15HP across those 76 games.

### THE CARLSON CONSISTENCY

► Junior second baseman **OWEN CARLSON** enters this afternoon's contest coming off a 2-for-13 weekend against Penn, which included seeing his 11-game on-base streak get snapped.

► Over his last 13 games, Carlson has a .943 OPS, hitting .370/.508/.435 (17-for-46) with 9R, 3 doubles and 5RBI while drawing 11BB compared to 7K. He has **reached base safely in 12 of his last 13 contests** and has also been on safely in 31 of his last 33, 44 of his last 47 and 50 of his last 54, dating to the final game of the 2024 regular season, hitting .297/.392/.361 (60-for-202) with 31R, 5 doubles, 1 triple, 2HR, 25RBI, 31BB and 3HP across that 54-game stretch.

### BIG RED BATS AMONG IVY'S BEST

► Cornell's junior middle infielders **OWEN CARLSON** and **KEVIN HAGER** enter today's game among the Ivy League's top hitters, with **both ranking in the conference's top 10 in batting average, on-base percentage and OPS.**

► Carlson ranks fourth in batting average (.337) and third in on-base percentage (.440), trailing Yale's Garrett Larsen in both categories (.404 and .500). His .886 OPS ranks sixth in the conference, behind Larsen (1.035), Yale's Kaiden Dossa (.929), Brown's Alex Benevento (.922) and Harvard's Gio Colasante (.914). His .416 wOBA ranks fourth behind Larsen (.481), Dossa (.425) and Benevento (.424), while his 117 wRC+ — measuring overall offensive production relative to a league average of 100 — also ranks fourth, trailing Larsen (149) and Benevento and Dossa (both 121). Carlson is also **one of eight Ivy League batters with a sub-1.00 K:BB ratio**, his 0.80 figure ranking fifth in the conference.

► Hager enters this afternoon with a .330/.420/.488 slash line, placing fifth and eighth in batting average and on-base percentage, respectively, among qualified Ivy League hitters, while his .884 OPS ranks eighth.

► Senior outfielder **CADEN WILDMAN** is tied for eighth in doubles (7), joining Yale's Larsen and Owen Turner, while freshman outfielder **JAKE HOWER**'s 10 hit by pitches are third in the conference, trailing only Dauer (14) and Larsen (12).

► Junior infielder **LUKE JOHNSON**'s 11 stolen bases are tied for sixth in the Ancient Eight, joining Brown's Alex Benevento and Princeton's Grant Werdesheim.

### USE THE FORCE, LUKE

► Junior infielder **LUKE JOHNSON**'s **11SB are tied for sixth in the Ivy League** and **marks the second straight year with a player reaching 11+SB**, joining **JOHN QUINLAN**'s 11SB last year.

► Johnson has been especially dangerous on the basepaths of late, recording **three multi-steal games in his last 11 contests**, including a pair of steals in the first inning of Sunday's series finale at Penn.

► With his next stolen base, Johnson would become the ninth Cornell player (10th instance) to reach 12SB in a season this century, joining **ANDREW LURIA** (15) in 2001, **SETH GORDON** and **JOSH FOSTER** (both 12) in 2005, **BRIAN BILLIGEN** (13) in 2012, **JD WHETSEL** (19) in 2013 and (15) 2014, **SPENSER SOUZA** (12) in 2013, **TOM D'ALESSANDRO** (17) in 2014, and **JAKOBI DAVIS** (13) in 2023.

► At the plate, Johnson has a hit in 13 of his last 19 games, including five multi-hit efforts in his last nine games, hitting .316/.366/.421 (12-for-38) with 7R, 1 double, 1HR, 8RBI and 7SB over that stretch.

### IVY LEAGUE LEADERS

#### BATTING AVERAGE LEADERS *This Season (as of 4/13/26)*

PLAYER	SCHOOL	AVG
Garrett Larsen	Yale	.404
Chris DiPrima	Yale	.380
Jack Kail	Columbia	.362
► Owen Carlson	Cornell	.337
► Kevin Hager	Cornell	.330
Mika Petersen	Brown	.327
Alex Benevento	Brown	.321



2026 TEAM STATISTICS (as of 4/13/26)

	STAT	NCAA	IVY
BASE ON BALLS	71	—	—
BATTING AVERAGE	.255	243rd	4th
DOUBLE PLAYS	19	210th	4th
DOUBLE PLAYS / GAME	0.73	102nd	4th
DOUBLES	39	295th	5th
DOUBLES / GAME	1.50	238th	4th
EARNED RUN AVERAGE	7.42	253rd	8th
FIELDING PERCENTAGE	.963	239th	7th
HIT BATTERS	63	40th	2nd
HIT BY PITCH	41	209th	4th
HITS	222	298th	6th
HITS ALLOWED / 9 INN.	9.93	183rd	7th
HOME RUNS	15	287th	6th
HOME RUNS / GAME	0.58	260th	5th
ON-BASE PERCENTAGE	.337	293rd	6th
RUNS	112	—	—
SACRIFICE BUNTS	15	111th	2nd
SACRIFICE FLIES	8	268th	3rd
SCORING	4.3	299th	6th
SHUTOUTS	0	—	—
SLUGGING PCT.	.354	282nd	5th
STOLEN BASES	26	261st	6th
STOLEN BASES / GAME	1.00	213rd	5th
SO/BB RATIO	1.52	207th	4th
STRIKEOUTS / 9 INN.	8.0	189th	2nd
TRIPLE PLAYS	0	—	—
TRIPLES	1	300th	8th
TRIPLES / GAME	0.04	300th	8th
WHIP	1.69	195th	7th
WIN PERCENTAGE	.231	290th	8th
WALKS / 9 INN.	5.27	206th	5th

2026 INDIVIDUAL LEADERS (as of 4/13/26)

	STAT	NCAA	IVY
HIT BY PITCH PER GAME			
Jake Hower	0.43	41st	2nd
HIT BY PITCH			
Jake Hower	10	106th	3rd
SAVES			
Max Foster	3	113th	3rd
Ross Yoshida	1	442nd	11th
STOLEN BASES PER GAME			
Luke Johnson	0.50	75th	4th

SWID VICIOUS

► Senior infielder **TJ SWIDORSKI** enters today's game **leading Cornell with 15 RBI on the season, 13 of which have come over his last 16 games** — a stretch in which he is hitting .291/.350/.491 (16-for-55) with 7R, 5 doubles and 2HR while reaching base in 14 of those contests.

► Swidorski's torrid stretch was ignited by a **career-high four RBI at Fordham on March 8, when he hit his first career grand slam**. He kept the momentum going against Dartmouth on April 3, going 3-for-3 with 2 doubles and 3RBI in the series opener — equaling his single-game highs in hits (3-for-6 at Brown on May 4, 2024, and 3-for-5 at Georgetown on April 15, 2025) and doubles (March 5, 2023, at No. 5 Wake Forest and March 10, 2024, at Georgetown).

REACHING THE CENTURY MARK

► Junior left-handed pitcher **HUXLEY HOLCOMBE** **reached the century mark for career strikeouts last Saturday** at Penn, striking out designated hitter Nick Guachione in the second inning of the series opener to **become the 46th Cornell pitcher since 1947 to reach the threshold** — and the third active Big Red hurler to do so, joining seniors **CARSON MAYFIELD** (139K) and **NOAH KELLER** (115K).

► With 102K in his career, Holcombe, Mayfield and Keller are just the second trio of Cornell pitchers to simultaneously hold 100-plus career strikeouts, joining **MICHAEL BYRNE** (123), **BRIAN McAFEE** (114) and **NICK BUSTO** (109) in 2015.

► Holcombe is the **18th Cornell pitcher since 1947 to reach the century mark within his junior season** and the eighth to do so this century, joining **CHRIS SCHUTT** (2003), **ROCKY COLLIS** (2005), **BLAKE HAMILTON** (2006), **BRENT JONES** (2014), Byrne (2015) and Mayfield and Keller (both in 2025).

► His **102 career strikeouts through his junior season are tied for 16th in program history**, joining **BRIAN WILLIAMSON** (1996-98) and Keller among Big Red pitchers to reach that total.

► **GREG MYERS** is the lone Big Red pitcher to reach 100 strikeouts before his junior season, accumulating 61 as a freshman in 1979 and 63 more as a sophomore in 1980.

**STEVE HAMRICK** holds Cornell's single-season strikeout record with 106 in 1973 — the program's only 100-strikeout season — accomplishing the feat in his first year on campus after transferring from Miami Dade North (Fla.).

HEG-ART AND SOUL

► Sophomore right-hander **JOHN HEGARTY** has been one of Cornell's most reliable bullpen arms this season, going 3-0 with a 2.11 ERA and 0.94 WHIP across 21.1IP in eight appearances while holding opponents to a .132 average (9-for-68).

► The Needham, Mass., native opened his 2026 campaign with 4.0 scoreless and hitless IP against Northwestern in the Hub City Invitational on Feb. 21 before yielding 3H and 3ER in 1.0IP at Richmond on March 1. He responded to the outing at Richmond by going the next 14.2IP without giving up a run before yielding 2ER across 3.0IP in Sunday's series finale at Penn.

► In his last six outings since the Richmond game, Hegarty has collected a 1.10 ERA (2ER) and 0.67 WHIP (6H, 5BB) across 16.1IP while holding opponents to a .120 average (6-for-50).

► Hegarty is the **13th Cornell pitcher (14th time) since 1947 with at least 20.0IP, a sub-2.25 ERA and sub-1.00 WHIP in a season**, and is **one of five pitchers to do so this century**, joining **DAVID ROCHEFORT** (27.0IP, 0.67 ERA, 0.96 WHIP) in 2010, **KELLEN URBON** (38.1IP, 0.47 ERA, 0.94 WHIP) in 2012, **BRIAN McAFEE** (56.0IP, 1.77 ERA, 0.88 WHIP) in 2015 and **JOHN NATOLI** (36.1IP, 1.73 ERA, 0.91 WHIP) in 2019.

► Hegarty is just the **third Cornell underclassman with a sub-2.25 ERA and sub-1.00 WHIP and at least 20.0IP**, joining **IVAN TYLAWSKY** (33.1IP, 1.08 ERA, 0.72 WHIP) as a sophomore in 1965 and Urbon (2012) as a freshman.

CORNELL RECORD BOOK

MOST STRIKEOUTS WITHIN JUNIOR YEAR  
*Cornell Program History (Since 1947)*

RK	PLAYER	SEASONS	SO
1.	<b>Greg Myers*</b>	1979-81	<b>173</b>
2.	<b>Chris Schutt</b>	2001-03	<b>154</b>
3.	<b>Michael Byrne</b>	2013-15	<b>123</b>
4.	<b>Carson Mayfield</b>	2023-25	<b>121</b>
5.	<b>Robert List</b>	1957-58	<b>120</b>
T6.	<b>John Osgood</b>	1997-99	<b>115</b>
	<b>Rocky Collis</b>	2003-05	<b>115</b>
T8.	<b>George Lynch</b>	1963-64	<b>112</b>
	<b>Brent Jones</b>	2012-14	<b>112</b>
10.	<b>James Purcell</b>	1965-66	<b>111</b>
11.	<b>Edward Winnick</b>	1949-50	<b>108</b>
T12.	<b>Steve Hamrick</b>	1973	<b>106</b>
	<b>Joel Nies</b>	1989-91	<b>106</b>
	<b>Blake Hamilton</b>	2004-06	<b>106</b>
15.	<b>Kerry Brooks</b>	1987-89	<b>105</b>
T16.	<b>Brian Williamson</b>	1996-98	<b>102</b>
	<b>Noah Keller</b>	2023-25	<b>102</b>
►	<b>Huxley Holcombe</b>	<b>2024-Pres.</b>	<b>102</b>

NOTE: \* - denotes accomplished as sophomore

CORNELL RECORD BOOK

PITCHERS WITH 20+IP, <2.25 ERA, <1.00 WHIP  
*Cornell Modern Era (Since 1947)*

PLAYER	YEAR	IP	ERA	WHIP
<b>Dick Parker</b>	1953	38.2	1.63	0.93
<b>Ted Thelander</b>	1958	47.0	1.15	0.96
<b>Larry Fuller</b>	1959	48.0	1.31	0.79
<b>Ray Ratkowski</b>	1964	82.1	0.77	0.85
<b>Ivan Tylawsky</b>	1965	33.1	1.08	0.72
<b>Thomas MacLeod</b>	1970	100.1	1.61	0.96
<b>John Dougherty</b>	1971	47.0	1.34	0.91
<b>John Dougherty</b>	1972	59.1	1.97	0.99
<b>David Rochefort</b>	2010	27.0	0.67	0.96
<b>Kellen Urbon</b>	2012	38.1	0.47	0.94
<b>Brian McAfee</b>	2015	56.0	1.77	0.88
<b>John Natoli</b>	2019	36.1	1.73	0.91
► <b>John Hegarty</b>	<b>2026</b>	<b>21.1</b>	<b>2.11</b>	<b>0.94</b>

## BIG RED TRENDS

CATEGORY	UNDER		
	2026	PEPICELLI	STREAK
Overall	6-20	119-209-1	Lost 4
Ivy League Games	4-8	68-110	Lost 4
Non-Conference Games	2-12	51-99-1	Lost 3
vs. Power 4 Opponent	0-4	4-30	Lost 7
vs. Non-Power 4 Opponent	2-8	47-69-1	Lost 3
Home Games	3-3	40-58-1	Lost 1
Away Games	3-13	72-137	Lost 4
Neutral Site Games	0-4	7-14	Lost 8
Day Games <small>(before 5 p.m.)</small>	6-20	114-199-1	Lost 4
Night Games <small>(5 p.m. or later)</small>	0-0	5-10	Lost 3
February	0-6	2-27	Lost 8
March	4-10	47-76	Lost 2
April	2-4	55-90-1	Lost 4
May	0-0	15-16	Lost 2
Cornell Scores 0-2 Runs	0-7	7-87	Lost 32
Cornell Scores 3-5 Runs	2-8	26-81-1	Lost 3
Cornell Scores 6-9 Runs	4-4	46-36	Won 1
Cornell Scores 10+ Runs	0-1	40-5	Lost 1
Cornell Allows 0-2 Runs	3-1	39-9	Won 2
Cornell Allows 3-5 Runs	3-0	44-41-1	Won 3
Cornell Allows 6-9 Runs	0-9	29-83	Lost 17
Cornell Allows 10+ Runs	0-10	7-76	Lost 10
Leading after Six Innings	3-2	89-19	Lost 1
Trailing after Six Innings	1-17	22-171	Lost 5
Tied after Six Innings	2-1	8-18-1	Won 1
Leading after Seven Innings	5-2	83-12	Lost 1
Trailing after Seven Innings	1-17	16-166	Lost 5
Tied after Seven Innings	0-1	7-11-1	Lost 3
Leading after Eight Innings	6-2	87-8	Lost 1
Trailing after Eight Innings	0-17	7-170	Lost 41
Tied after Eight Innings	0-0	9-10-1	Lost 2
Big Red With No Home Runs	2-12	39-124	Lost 4
Big Red Hit a Home Run	4-8	79-85-1	Won 1
Hits One Home Run	3-6	45-67-1	Won 1
Hits Multiple Home Runs	1-2	33-18	Lost 1
Big Red Has No Errors	2-8	43-61	Lost 2
Big Red Has an Error	3-11	75-147-1	Lost 2
Commits One Error	4-4	48-56-1	Lost 1
Commits Multiple Errors	0-8	28-92	Lost 11
Out-hit Opponent	5-6	93-40	Lost 1
Out-hit by Opponent	1-13	19-159-1	Lost 4
Hits Equal	0-1	6-10	Lost 1
Big Red Scores First	5-8	76-70-1	Lost 3
Opponent Scores First	1-12	43-139	Lost 2
Extra-Inning Games	0-1	9-12-1	Lost 1
One-Run Games	0-4	29-46	Lost 5
Two-Run Games	2-0	22-24	Won 2
Five-Plus-Run Games	2-13	34-96	Lost 2
Shutouts	0-3	6-23	Lost 8

## YO-SHIDA KNOW HE'S GOOD

► Freshman right-handed pitcher **ROSS YOSHIDA** has 27K across 24.0IP this season, posting a 10.13 SO/9 that ranks among the best single-season rates in program history.

► Yoshida is the **13th Cornell pitcher (14th time) since 1947 with at least 20.0IP and a 10.00SO/9**, becoming the first to do so since **JOHN NATOLI** (36.1IP, 11.39 SO/9) in 2019. He is also **one of six pitchers to reach those thresholds this century**, joining **CHRIS SCHUTT** (12.92) in 2003, **DAVID ROCHEFORT** (11.88) in 2009, **MICHAEL BYRNE** (11.36) in 2015, **COLBY WYATT** (10.22) in 2018 and Natoli.

► Yoshida is the **second freshman in program history with at least 20.0IP and a 10.00SO/9** since first-years were eligible to play in 1975, joining **RICH DeSA** (44.2IP, 10.48 SO/9) in 1984.

► With three more strikeouts this season, Yoshida would **become the 16th Cornell freshman to reach 30K in a season** and be **just the second to do so without making a single start**, joining senior right-hander **CARSON MAYFIELD**, who had 38K during his 18 relief appearances during the 2023 campaign.

## FOSTERING SAVES

► Junior right-handed pitcher **MAX FOSTER** enters this afternoon with three saves on the season — tied with Penn's Connor Darling for the third-most in the Ivy League — and is one of four Ivy League pitchers with three saves this season. Brown's Christian Keel (five) and Dartmouth's Mac Burke (four) are those ahead of Foster and Darling.

► With another save, Foster would become Cornell's first pitcher to register four saves in a season since **JOHN NATOLI** in 2019 (7), joining **KELLEN URBON** (9) in 2012, **PETER LANNOO** (8) in 2017, **DAVID ROCHEFORT** (8) in 2009, Natoli (7), **DAVID SHARFSTEIN** (5) in 2002, **JOHN DOUGLAS** (4) in 1995 and **PAUL BALESTRIERI** (4) in 2015 among Big Red pitchers with at least four saves since 1995.

► Despite his struggles this season, Foster's 12.00 SO/9 leads all Cornell pitchers with at least 10.0IP, with three of his four career four-strikeout outings coming this season.

## STAYING STRONG IN THE FIELD

► Cornell has been one of the Ivy League's steadiest defensive teams over the past two-plus seasons. After posting back-to-back program-record fielding percentages of .975 (35E in 1,407 chances) in 2024 and .976 (30E in 1,229 chances) in 2025, the Big Red own an collective .972 fielding percentage (99E in 3,562 chances) since the start of the 2024 campaign, leading all Ivy League programs and ranking 102nd nationally over that span.

► Cornell's **99E since the beginning of the 2024 season are the second-fewest in Division I**, trailing only Notre Dame (97), and are **one of five programs to have committed 110 or fewer errors** over that span, joining Notre Dame (97), Northwestern (101), Dallas Baptist (106) and Arkansas (110). The **99E are also 31 fewer than the next-closest Ivy League program** (Yale — 130), with the Big Red's .972 fielding percentage three points higher than the Bulldogs' .969 mark.

► Earlier this month, Cornell went four consecutive games without committing an error, marking the **eighth time in the last 40-plus seasons the Big Red have gone at least four consecutive games without a miscue** — and the third time in the last four years, joining spans from May 3-8, 2022 and May 20, 2024 - Feb. 23, 2025.

## CORNELL RECORD BOOK

PITCHERS WITH 20+ IP & ≥10.00 SO/9  
*Cornell Modern Era (Since 1947)*

PLAYER	YEAR	IP	K	SO/9
Robert List	1957	69.0	85	11.09
Robert List	1958	29.0	35	10.86
George Lynch	1964	49.0	68	12.49
Steve Hamrick	1973	66.0	106	14.45
Steve Hamrick	1974	64.0	97	13.64
Rich DeSa	1984	44.2	52	10.48
John Osgood	1998	53.0	65	11.04
Chris Schutt	2003	62.0	89	12.92
David Rochefort	2009	25.0	33	11.88
Michael Byrne	2015	35.2	45	11.36
Colby Wyatt	2018	24.2	28	10.22
John Natoli	2019	36.1	46	11.39
► Ross Yoshida	2026	24.0	27	10.13

## IVY LEAGUE LEADERS

MOST INDIVIDUAL SAVES  
*This Season (as of 4/13/26)*

PLAYER	SCHOOL	SAVES
Christian Keel	Brown	5
Mac Burke	Dartmouth	4
Connor Darling	Penn	3
► Max Foster	Cornell	3
Tate Evans	Yale	2
Brett Gable	Harvard	2
Ryan McHugh	Harvard	2
Ryan Penney	Princeton	2
Payton Soske	Columbia	2
Aidan von Zuben	Penn	2

## NCAA LEADERS

FEWEST ERRORS COMMITTED  
*Since Start of 2024 Season (as of 4/13/26)*

SCHOOL	G	PO	A	E	F%
Notre Dame	136	3497	1218	97	.980
► Cornell	98	2520	943	99	.972
Northwestern	136	3443	1265	101	.979
Dallas Baptist	155	4004	1413	106	.981
Arkansas	162	4207	1285	110	.980

## IVY LEAGUE LEADERS

FEWEST ERRORS COMMITTED  
*Since Start of 2024 Season (as of 4/13/26)*

SCHOOL	G	PO	A	E	F%
► Cornell	98	2520	943	99	.972
Yale	115	3039	1068	130	.969
Brown	106	2681	1005	133	.965
Penn	119	3085	1016	133	.969
Harvard	106	2667	912	150	.960
Dartmouth	100	2556	925	151	.958
Columbia	121	3139	1136	152	.966
Princeton	117	2990	1114	178	.958

## IVY WEEKLY HONORS

DATE	AWARD	PLAYER (SCHOOL)
Feb. 23	Player	Garrett Larsen (Yale)
	Co-Pitcher	Brady Kaufman (Princeton)
	Co-Pitcher	Marty Coyne (Penn)
March 2	Rookie	Ryan Penney (Penn)
	Player	Owen Estabrook (Columbia)
	Pitcher	Eddie Albert (Dartmouth)
March 9	Rookie	Bryce Miller (Yale)
	Player	Jack Dauer (Yale)
	Pitcher	Peter Dubie (Brown)
March 16	Rookie	<b>Jake Hower (Cornell)</b>
	Player	Owen Carlson (Cornell)
	Pitcher	Justin Kim (Princeton)
March 23	Rookie	Camren Piwnicki (Brown)
	Player	Gio Colasante (Harvard)
	Pitcher	Dylan Reid (Brown)
March 31	Rookie	Drew Nelson (Brown)
	Player	Gio Colasante (Harvard)
	Pitcher	Daniel Cohen (Yale)
April 6	Rookie	Drew Nelson (Brown)
	Player	Nick Spaventa (Penn)
	Pitcher	Marty Coyne (Penn)
April 13	Rookie	Henry Murray (Dartmouth)
	Player	Jack Kail (Columbia)
	Pitcher	Thomas Shurtleff (Penn)
	Rookie	Jay Secretarski (Penn)

## STANDINGS AND SCHEDULES

as of 4/13/25		IVY LEAGUE					OVERALL					
OPPONENT	W-L	PCT	GB	STREAK	W-L	PCT	STREAK	HOME	AWAY	NEUTRAL	RPI	
Yale	9-3	.750	—	W2	19-10	.655	W2	10-4	9-5	0-1	190	
Brown	8-3	.727	0.5	W2	13-14	.481	W2	6-4	6-8	1-2	179	
Penn	8-4	.667	1.0	W5	14-15	.483	W6	10-3	4-12	0-0	195	
Harvard	5-6	.455	3.5	L2	6-19	.240	L2	1-2	5-17	0-0	213	
Columbia	5-7	.417	4.0	L1	8-20	.286	L1	5-6	3-14	0-0	254	
Princeton	4-8	.333	5.0	W1	9-21	.300	W1	2-5	7-16	0-0	206	
<b>Cornell</b>	<b>4-8</b>	<b>.333</b>	<b>5.0</b>	<b>L4</b>	<b>6-20</b>	<b>.231</b>	<b>L4</b>	<b>3-3</b>	<b>3-13</b>	<b>0-4</b>	<b>297</b>	
Dartmouth	4-8	.333	5.0	L2	7-17	.292	L2	3-3	2-14	2-0	285	

### LAST WEEK'S RESULTS

#### Tuesday, April 7

Penn 13, Lafayette 3 (7 inn.)

#### Wednesday, April 8

#23 Boston Coll. 13, Dartmouth 7 (inn.)

Brown 10, Merrimack 0 (8 inn.)

Columbia 11, Fordham 5

Monmouth 10, Princeton 8

Northeastern 4, Harvard 1

Yale 20, New Haven 0 (7 inn.)

#### Saturday, April 11

Penn 7, Cornell 3

Penn 14, Cornell 5

Princeton 11, Columbia 7

Columbia 8, Princeton 6

Dartmouth 4, Brown 0

Brown 13, Dartmouth 3

Harvard 5, Yale 3

Yale 9, Harvard 6

#### Sunday, April 12

Penn 6, Cornell 5

Brown 7, Dartmouth 5

Princeton 4, Columbia 2

Yale 5, Harvard 2

### THIS WEEK'S SCHEDULE

#### Tuesday, April 14

Binghamton at Cornell, 3:30

Harvard vs. UMass, 2:00

Holy Cross at Brown, 3:30

Columbia at Fairfield, 3:30

#### Wednesday, April 15

Penn at Monmouth, 3:00

Rider at Princeton, 3:00

Quinnipiac at Yale, 3:00

Siena at Dartmouth, 3:30

#### Saturday, April 18

Yale at Cornell, 11:30 a.m. (DH)

Columbia at Brown, 11:30 a.m. (DH)

Dartmouth at Harvard, 11:30 a.m. (DH)

Penn at Princeton, 11:30 a.m. (DH)

#### Sunday, April 12

Yale at Cornell, 12:00

Columbia at Brown, 12:00

Dartmouth at Harvard, 12:00

Penn at Princeton, 12:00

## IVY PRESEASON POLL

► The Ivy League preseason poll was announced Feb. 12 with Columbia pitted as the favorite for a second consecutive season following a vote of 16 pollsters, comprised of two representatives from each of the eight Ivy League programs.

► The Lions, who finished as last year's co-regular-season champion with Yale and edged the Bulldogs in the championship round of the 2025 Ivy League Tournament, garnered nine first-place votes and finished with 118 points. Yale received the remaining seven first-place votes and had 116 points.

► Penn (100 points) finished behind both Columbia and Yale for third place, serving as the other Ancient Eight program to receive over 100 points.

► After Harvard (73 points) was picked to finish fourth, Princeton (49 points), Cornell (45 points) and Dartmouth (41 points) were only separated by eight points. Brown rounded out the eight-team poll with 34 points.

### 2026 IVY LEAGUE PRESEASON POLL

Two Votes Per Program

SCHOOL (First-Place Votes)	POINTS
1. Columbia (9)	118
2. Yale (7)	116
3. Penn	100
4. Harvard	73
5. Princeton	49
► 6. Cornell	45
7. Dartmouth	41
8. Brown	34

## WE'VE GOT ICE!

► Freshman outfielder **JAKE HOWER** has been hit by 10 opposing pitches this season, tied for the 11th-most in a single season by a Big Red hitter, joining the Hager brothers, **FRANK** (10) in 2011 and **KEVIN** (10) in 2025.

► Among freshman batters, Hower has absorbed the **third-most hit by pitches in program history**, trailing only **MARLIN McPHAIL**, who set the program record with 15HP in 1979, and **MARK QUATRANI** (11) in 2024.

► With his next hit by pitch, Hower would become the **ninth player (11th instance) in program history to be hit by at least 11 pitches in a season**. It would also be the third consecutive season a Big Red player has reached the mark, joining Quatrani (11 in 2024; 13 in 2025).

## JUST A LITTLE BIT MORE...

► Cornell's 11-inning contest against Northwestern on Feb. 21 was the Big Red's first time playing a game with multiple extra innings since defeating Navy, 3-2, in 11 innings in the nightcap of a March 9, 2019, doubleheader, snapping the nation's longest active streak without playing multiple extra innings.

► The Big Red have not gone to extra innings, **tied with Princeton for the third-fewest extra-inning games among programs that have been full-time Division I members since 2019** (10 games). Only Alabama A&M and Saint Peter's (eight each) have played fewer such games.

► The Big Red's last extra-inning home game came on April 20, 2024 — 20 home games ago — when Cornell overcame an 8-0 eighth-inning deficit to defeat Yale, 10-9, in 10 innings. Cornell's last home game requiring multiple extra innings came in a 5-4 loss to Dartmouth in the nightcap of a March 29, 2014, doubleheader, 122 home games ago.

► Cornell's last extra-inning win came in a 13-12 slugfest at Yale on March 22, 2025, while its last win in a game that went at least 12 innings was against Princeton, 4-2, in 14 innings on April 27, 2014. The last time the Big Red played a 12-inning game was March 13, 2015, when it lost to LIU Brooklyn, 5-4, in the RussMatt Invitational in Winter Haven, Fla.

## CORNELL RECORD BOOK

### SINGLE-SEASON FRESHMAN HBP LEADERS

Cornell Program History

RK	PLAYER	SEASON	HBP
1.	Marlin McPhail	1979	15
2.	Mark Quatrani	2024	11
► 3.	Jake Hower	2026	10
4.	Kaleb Hutchinson	2004	9
5.	Brant McKown	2006	8

## NCAA LEADERS

### FEWEST EXTRA-INNING GAMES PLAYED

Since 2019 Season (as of 4/13/26)

SCHOOL	EIG
Alabama A&M	8
Saint Peter's	8
► Cornell	10
Princeton	10
Alcorn State	11
Mississippi Valley State	11
St. Thomas	11
Arkansas-Pine Bluff	12
Dartmouth	12

## SERIES HISTORY



## SERIES HISTORY

### CORNELL LEADS, 28-21-1

Ithaca, N.Y. (Booth Field):	14-12-1 (0-0)
Vestal, N.Y. (Bearcats Baseball Complex):	14-9 (3-4)
Neutral Sites:	0-0
Under Dan Pepicelli:	9-6-1

### SCORING RECORDS

#### CORNELL

Ithaca:	13	COR, 13-7 (4/18/1985)
Vestal:	13	COR, 13-7 (5/1/2024)
Neutral Site:	N/A	

#### BINGHAMTON

Ithaca:	13, (2x)	Last: BING, 13-5 (4/6/2004)
Vestal:	11	BING, 11-1 (5/2/2018)
Neutral Site:	N/A	

### GAME-BY-GAME RESULTS

DATE	COR RK	BING RK	SITE	SCORE
4/13/1984			Vestal, N.Y.	W, 6-2 (7 inn.)
4/13/1984			Vestal, N.Y.	W, 3-1 (7 inn.)
4/18/1985			Ithaca, N.Y.	W, 13-7
4/18/1986			Vestal, N.Y.	W, 6-3 (7 inn.)
4/18/1986			Vestal, N.Y.	L, 2-4 (7 inn.)
4/22/1988			Vestal, N.Y.	L, 6-7 (9 inn.)
4/22/1988			Vestal, N.Y.	W, 8-0 (7 inn.)
5/4/1989			Ithaca, N.Y.	W, 5-2
4/18/1991			Ithaca, N.Y.	W, 7-6
4/14/1999			Ithaca, N.Y.	W, 12-7 (7 inn.)
4/14/1999			Ithaca, N.Y.	W, 8-4 (7 inn.)
4/10/2001			Ithaca, N.Y.	L, 8-13 (7 inn.)
4/10/2001			Ithaca, N.Y.	L, 3-10 (7 inn.)
4/9/2002			Vestal, N.Y.	W, 6-5 (7 inn.)
4/9/2002			Vestal, N.Y.	W, 9-1 (7 inn.)
4/10/2003			Ithaca, N.Y.	W, 12-6
4/6/2004			Ithaca, N.Y.	L, 5-13 (7 inn.)
4/6/2004			Ithaca, N.Y.	L, 3-11 (6 inn.)
4/6/2005			Ithaca, N.Y.	W, 3-2 (7 inn.)
4/6/2005			Ithaca, N.Y.	L, 2-11 (7 inn.)
4/5/2006			Vestal, N.Y.	L, 3-8
4/10/2007			Ithaca, N.Y.	W, 3-0
4/8/2009			Ithaca, N.Y.	W, 3-1
3/16/2010			Ithaca, N.Y.	L, 3-5 (7 inn.)
3/16/2010			Ithaca, N.Y.	W, 7-2 (7 inn.)
4/6/2010			Ithaca, N.Y.	L, 9-10 (12 inn.)
4/28/2010			Vestal, N.Y.	W, 12-8
4/11/2012			Ithaca, N.Y.	L, 4-6
4/25/2012			Ithaca, N.Y.	W, 9-5
4/23/2013			Vestal, N.Y.	L, 5-6
4/9/2014			Vestal, N.Y.	W, 6-1
4/17/2014			Ithaca, N.Y.	L, 0-7
4/22/2014			Ithaca, N.Y.	L, 6-8
4/7/2015			Ithaca, N.Y.	L, 3-7
4/13/2016			Ithaca, N.Y.	W, 3-2
4/12/2017			Ithaca, N.Y.	W, 6-4
4/26/2017			Vestal, N.Y.	W, 10-2
4/10/2018			Ithaca, N.Y.	T, 5-5 (9.5 inn.)
4/24/2018			Vestal, N.Y.	W, 12-3
5/2/2018			Vestal, N.Y.	L, 1-11
4/9/2019			Ithaca, N.Y.	L, 4-8
5/1/2019			Vestal, N.Y.	W, 5-2
4/12/2022			Vestal, N.Y.	L, 3-5
4/20/2022			Ithaca, N.Y.	W, 10-9 (10 inn.)
5/3/2022			Vestal, N.Y.	W, 10-8
4/11/2023			Vestal, N.Y.	L, 0-6
4/16/2024			Vestal, N.Y.	W, 9-7
5/1/2024			Vestal, N.Y.	W, 13-7
4/15/2025			Vestal, N.Y.	L, 5-8
4/29/2025			Vestal, N.Y.	L, 5-8 (6 inn.)

## SCOUTING BINGHAMTON

► Binghamton enters this afternoon riding a seven-game winning streak — the program's longest in nine years — after rallying past UMBC, 16-5, in Sunday's series finale to sweep the weekend set and surge into first place in America East with a 9-3 record. The Bearcats have won 11 of their last 13 games and are slashing .266/.381/.395 as a team while averaging 7.72 runs per game.

► The offense is driven by junior outfielder Matt Bolton, who went 4-for-5 with a double, triple and 2RBI in Sunday's win and enters Tuesday hitting a team-leading .345 with a 1.003 OPS. Bolton leads all qualified Binghamton batters in runs (26), hits (41), RBI (23), doubles (10), triples (3), walks (19), stolen bases (10), on-base percentage (.448) and slugging percentage (.555). His three triples rank second in America East and tied for 32nd nationally. Grant Hunter leads the team with six home runs.

► On the mound, the Bearcats carry a 5.99 team ERA but have shown the ability to miss bats, posting 242K in 251.0IP. Junior right-hander Conner Griffin (1-2, 5.24 ERA) leads the staff with 37K over eight starts, while junior right-hander Jackson Mitchell has been the team's most dominant arm out of the bullpen, going 2-0 with a 1.98 ERA and 34K in 27.1IP while holding opponents to a .138 average (13H, 94AB). Mitchell's four saves lead America East, while Hayden Tarsia (1-2, 11.10 ERA) has chipped in two saves of his own to go alongside 28K in his relief appearances. Jake Dally (0-0, 3.57 ERA, 25K) has also been a productive strikeout option out of the bullpen.

## 42 YEARS, 52 MILES, 51 MEETINGS

► This afternoon's game at Booth Field will mark the 51st all-time meeting between Cornell and Binghamton and the first at Cornell's current home facility — all 14 previous home games in the series have been played at Hoy Field.

► The Big Red hold a 28-21-1 advantage in the all-time series, including a 14-12-1 mark in home games and a 14-9 record in games played in Vestal.

► Cornell has gone 3-1-1 in its last five home meetings against Binghamton, including a 10-9 victory in 10 innings in the most recent home contest at Hoy Field on April 20, 2022.

► Binghamton has won the last two in the series, posting a pair of 8-5 victories last season — the first on April 15, 2025, and the second a six-inning rain-shortened game on April 29.

## CORNELL VS. BINGHAMTON

PLAYER	GP	GS	AB	R	H	2B	3B	HR	RBI	BB	HBP	SO	SF	SH	SB	AVG	OBP	SLG	
Owen Carlson	4	4	15	3	5	0	0	1	3	3	0	2	0	0	0	.333	.444	.533	
TJ Swidorski	2	2	9	2	3	1	0	1	2	1	0	3	0	0	0	.333	.400	.778	
Mason Barela	2	2	7	1	2	0	0	1	2	1	0	3	0	0	0	.286	.375	.714	
Luke Johnson	3	3	10	3	2	0	0	0	1	2	0	3	0	0	0	.200	.333	.200	
Kevin Hager	3	3	11	2	2	0	0	0	0	2	0	1	0	0	1	.182	.308	.182	
Caden Wildman	3	2	11	1	1	0	0	0	0	2	0	4	0	0	0	.091	.231	.091	
<b>TOTALS</b>	<b>17</b>	<b>16</b>	<b>63</b>	<b>12</b>	<b>15</b>	<b>1</b>	<b>0</b>	<b>3</b>	<b>8</b>	<b>11</b>	<b>0</b>	<b>16</b>	<b>0</b>	<b>0</b>	<b>1</b>	<b>.238</b>	<b>.351</b>	<b>.397</b>	
PLAYER	W-L	ERA	APP	GS	CG	SHO	SV	IP	H	R	ER	BB	SO	AVG	WP	HP	BK	SF	SH
Nathaniel Jennewein	0-0	0.00	2	1	0	0	0	3.0	1	0	0	3	6	.100	1	1	0	0	0
Will Siwinski	0-0	6.75	1	0	0	0	0	1.1	2	1	1	1	0	.333	1	0	0	0	0
Josh Shea	0-1	9.00	4	0	0	0	0	4.0	6	4	4	0	5	.333	0	0	0	0	0
Ethan McHugh	0-0	9.00	1	0	0	0	0	2.0	2	2	2	3	2	.286	1	0	0	0	1
Beck Urofsky	0-1	15.00	2	2	0	0	0	3.0	5	5	5	3	2	.357	0	1	0	0	0
John Gerfen	0-1	18.00	4	0	0	0	0	4.0	8	9	8	5	2	.381	0	0	0	0	0
Tavian Ramos	0-0	27.00	1	0	0	0	0	0.2	0	2	2	2	0	.000	1	0	0	0	0
Noah Keller	0-0	40.50	1	0	0	0	0	0.2	0	3	3	3	1	.000	2	3	0	0	0
<b>TOTALS</b>	<b>0-3</b>	<b>12.05</b>	<b>16</b>	<b>3</b>	<b>0</b>	<b>0</b>	<b>0</b>	<b>18.2</b>	<b>24</b>	<b>26</b>	<b>25</b>	<b>20</b>	<b>18</b>	<b>.304</b>	<b>6</b>	<b>5</b>	<b>0</b>	<b>0</b>	<b>1</b>

## BOOTH FIELD



► After spending over 100-plus years at Hoy Field, Cornell's legendary, and storied, on-campus field, the Cornell baseball team officially moved to Booth Field, the program's brand-new, \$17.5 million off-campus facility on Friday, April 21, 2023.

► Booth Field is named in honor of former Cornell pitcher **RICH BOOTH** '82, who has shown "extraordinary leadership and generosity — much of its anonymous — over the last four decades."

► The facility features many state-of-the-art amenities for the Cornell baseball team, including a 1500-square foot team room and lounge, 1500-square foot locker room, and a 7000-square foot indoor area for batting cages and pitching mounds. A nutrition station, Hall of Fame area, and a coaches room is included at the facility, which was completed this past summer.

### YEAR-BY-YEAR RESULTS

SEASON	RECORD	W%	RF	RA	+/-
2023	1-5	.167	31	48	-17
2024	7-5	.583	86	92	-6
2025	3-6	.333	56	65	-9
2026	3-3	.500	25	40	-15
<b>TOTALS</b>	<b>14-19</b>	<b>.424</b>	<b>198</b>	<b>245</b>	<b>-47</b>

### BOOTH FIELD FIRSTS (ALL INSTANCES OCCURRED ON 4/21/23 UNLESS DENOTED)

**GAME:** Friday, April 21, 2023 (Princeton 11, Cornell 8)  
**CORNELL WIN:** April 28, 2023 (Game 2)  
 Cornell 11, Penn 9  
**ATTENDANCE:** 397  
**TIME OF GAME | TEMPERATURE:** 2:21 | 84°F  
**FIRST PITCH:** 3:33 p.m. by Spencer Edwards, Cornell; fastball, ball  
**BATTER:** Matt Scannell, Princeton (homered)  
**PLATE UMPIRE:** Mike Lum  
**HIT:** Home run by Matt Scannell, 1st inning, none on  
**RUN:** Matt Scannell, Princeton (homered)  
**SINGLE:** Brendan Cumming, Princeton, 1st inning  
**DOUBLE:** Max Jensen, Cornell, 1st inning  
**TRIPLE:** Jakobi Davis, Cornell, 2nd inning  
**FIRST RBI:** Matt Scannell, Princeton, 1st inning (homered)  
**HOME RUN:** Matt Scannell, Princeton, (1st inning off Spencer Edwards)

**CORNELL HOME RUN:** Sam Kaplan (two-run), 5th inning, off Princeton's Jackson Emus  
**TWO-RUN HOME RUN:** Kyle Vinci, Princeton, (4th inning off Spencer Edwards)  
**CORNELL TWO-RUN HOME RUN:** Sam Kaplan, 5th inning, off Princeton's Jackson Emus  
**THREE-RUN HOME RUN:** Kyle Vinci, Princeton, (7th inning off Carson Mayfield)  
**CORNELL THREE-RUN HOME RUN:** Joe Hollerbach, (4/28/23, 3rd inning, off Penn's Cole Zaffiro)  
**GRAND SLAM:** Kyle Vinci, Princeton, 4/8/23, (7th inning off Von Baker)  
**CORNELL GRAND SLAM:** Nathan Waugh, 3/30/24, (2nd inning, off Dartmouth's Marco Dumsky)  
**PINCH-HIT HOME RUN:** Never happened  
**INSIDE-THE-PARK HOME RUN:** Never happened  
**WINNING PITCHER:** Jackson Emus, Princeton (starter)  
**LOSING PITCHER:** Spencer Edwards, Cornell (starter)  
**SAVE:** Jacob Faulkner, Princeton

**PUTOUT:** Matt Barnhorst, Cornell (first out of 6-4-3 DP)  
**ASSIST:** Ryan Porter, Cornell (GIDP to shortstop)  
**ERROR:** Noah Granet, Princeton, fielding  
**CG SHUTOUT:** Tom Chmielewski, Princeton, 4/8/23  
**9-INNING CG SHO:** Has not happened  
**WALK:** Cornell's John Quinlan by Princeton's Jackson Emus, 1st inning  
**STRIKEOUT:** Princeton's Kyle Vinci by Cornell's Spencer Edwards, 1st inning  
**STOLEN BASE:** Scott Bandura, Princeton, 4th inning  
**DOUBLE PLAY:** Porter-Barnhorst-Jensen, Cornell, 1st inn.  
**TRIPLE PLAY:** Has not happened  
**BALK:** Noah Keller, Cornell, 3/30/24 (G2), vs. Dartmouth  
**ONE-HITTER:** 4/4/26 (G2) vs. Dartmouth (L, 0-15)  
**NO-HITTER:** Has not happened  
**EXTRA-INNING GAME:** 4/20/24 (G2) vs. Yale (W, 10-9 — 10 inn.)



# DAN PEPICELLI

24

10TH SEASON AT CORNELL

**Years in Role:** 10th Season as Head Coach  
**College:** SUNY Cortland '90  
**Coaching Location:** Dugout

**D**AN PEPICELLI, the Ted Thoren Head Coach of Cornell Baseball, was named the 17th head coach in Cornell baseball history on Aug. 10, 2015, and is entering his 11th season at the helm of the Cornell baseball program.

Pepicelli's 119 wins as the Big Red's head coach stand as the fourth-most in program history, trailing **TED THOREN** (515), **TOM FORD** (264), and **BILL WALKENBACH** (130).

Under Pepicelli's tutelage, Cornell has produced 30 All-Ivy League selections — including nine First Team and nine Second Team selections. Four Big Red players have also been selected in the Major League Baseball Amateur Draft.

Before his arrival on East Hill, Pepicelli spent six seasons at Clemson where he had three coaching titles during his six-year stay. The final three years with the Tigers were as the associate head coach.

He became the Tigers' first pitching coach to lead a staff to Omaha in his first season with the squad. That year, Clemson's pitching staff posted the first of four consecutive seasons with a sub-4.00 ERA. Pepicelli recruited and developed Matt Crownover, who earned freshman All-America accolades in 2013 and ACC Pitcher of the Year honors in 2015, and was instrumental in assembling *Baseball America's* ninth-ranked recruiting class in 2015. Ten Clemson pitchers were selected in the Major League Baseball Amateur Draft in Pepicelli's tenure at Clemson.

By joining the Big Red, Pepicelli returned home to upstate New York, where he previously had 11 years of head coaching experience at the Division III level between St. John Fisher and Hartwick.

After serving as an assistant coach for three seasons at Hartwick, Pepicelli was promoted to head coach for the 1999 season. Following his two-year tenure at Hartwick, Pepicelli was head coach and assistant athletic director at St. John Fisher for nine seasons (2001-09). Pepicelli was a two-time Empire 8 Coach of the Year (2001, 2007), with the latter coming when the Cardinals advanced to the NCAA Division III College World Series for the first time in program history.

Pepicelli's teams at St. John Fisher had winning records in each of his last seven seasons. His team garnered national recognition for sportsmanship in 2008 after a line-drive foul ball struck the opposing team's third-base coach in the head during the ninth inning of the play-in game of the 2008 ECAC Upstate Championship. Despite the fact the Cardinals were trailing, Pepicelli and the Cardinals elected to concede the game, ending any hope of clinching a berth an NCAA Tournament berth. The Committee on Sportsmanship and Ethical Conduct presented Pepicelli's team with the NCAA All-Divisions Sportsmanship Award.

Along with being the baseball coach at St. John Fisher, Pepicelli was the head strength and conditioning coach where he spent three years on the NCAA Competitive Safeguards Committee. He is a certified strength and conditioning specialist and is a member of the National Strength & Conditioning Association.

A native of Schenectady, N.Y., Pepicelli is married to the former Robyn Molloy, who played for and served as an assistant coach with the Syracuse women's soccer team. The couple has a daughter, Mia, and a son, Owen.

## PEPICELLI'S FILE

### COACHING EXPERIENCE

1988	Mohawk Valley CC (Volunteer Assistant)
1996-98	Hartwick (Assistant Coach)
1999-2000	Hartwick (Head Coach)
2001-09	St. John Fisher (Head Coach)
2010	Clemson (Assistant Coach)
2011-12	Clemson (Assistant Head Coach)
2013-15	Clemson (Associate Head Coach)
<b>2016-Pres.</b>	<b>Cornell (Head Coach)</b>

### PLAYING EXPERIENCE

1986-87	Mohawk Valley Community College
1990	SUNY Cortland
1991	SUNY Oneonta

### EDUCATION

SUNY Cortland  
 B.S., Economics and Management Science, 1990

### COACHING CAREER

SEASON	RECORD	W%	CONF.	W%
<b>HARTWICK (1999-2000)</b>				
1999	9-22	.290	—	—
2000	12-18	.400	3-3	.500
<b>TOTALS</b>	<b>21-40</b>	<b>.344</b>	<b>3-3</b>	<b>.500</b>
<b>ST. JOHN FISHER (2001-09)</b>				
2001	19-14	.576	6-2	.750
2002	15-19	.441	3-3	.500
2003	16-16	.500	4-4	.500
2004	27-14	.659	4-4	.500
2005	22-15	.595	5-3	.625
2006	26-15	.634	9-7	.563
2007	28-13	.683	7-5	.583
2008	25-14-2	.634	9-7	.563
2009	22-17	.564	8-8	.500
<b>TOTAL</b>	<b>200-137-2</b>	<b>.593</b>	<b>55-43</b>	<b>.561</b>
<b>CORNELL (2016-PRES.)</b>				
2016	14-24	.368	7-13	.350
2017	21-17	.553	9-11	.450
2018	14-22-1	.392	9-12	.429
2019	14-24	.368	8-13	.381
2020	1-8	.111	—	—
2021	— NO SEASON (COVID-19 PANDEMIC) —			
2022	11-25	.306	5-16	.238
2023	9-26	.257	8-13	.381
2024	17-21	.447	11-10	.524
2025	12-22	.353	7-14	.333
2026	6-20	.231	4-8	.333
<b>TOTALS</b>	<b>119-209-1</b>	<b>.363</b>	<b>68-110</b>	<b>.382</b>
<b>OVERALL</b>	<b>340-386-3</b>	<b>.468</b>	<b>126-156</b>	<b>.447</b>



#27

## JOHN TOPPA

ASSISTANT COACH  
 4TH SEASON AT CORNELL



#38

## KYLE CANAVALLY

ASSISTANT COACH  
 1ST SEASON AT CORNELL



#39

## MCGWIRE TUFFY

ASSISTANT COACH  
 1ST SEASON AT CORNELL

## 2026 BIG RED HOME RUNS

PLAYER	HR	vL	vR	ROAD/		RUNNERS ON				OUTS			TIED GO		DIRECTION					TEAM W-L	LAST HR			ABS SINCE	
				HOME	NEUTRAL	0	1	2	3	0	1	2	GAME	AHEAD	LF	LC	CF	RC	RF		DATE	OPPONENT	PITCHER		
Troy Ashkinos	—	—	—	—	—	—	—	—	—	—	—	—	—	—	—	—	—	—	—	—	—	3/15/25 <sup>(G2)</sup>	Crown (MN)	Tirrell	62
Aiden Barclay	—	—	—	—	—	—	—	—	—	—	—	—	—	—	—	—	—	—	—	—	—	—	—	—	—
Mason Barela	2	1	1	1	1	2	—	—	—	1	—	1	1	1	2	—	—	—	—	0-2	3/29/26 <sup>(G1)</sup>	Harvard	Colasante	29	
Tyler Beaulieu	1	—	1	—	1	—	1	—	—	—	1	—	—	—	—	—	—	—	0-1	3/21/26 <sup>(G1)</sup>	Princeton	Sword	37		
Caden Callaway	—	—	—	—	—	—	—	—	—	—	—	—	—	—	—	—	—	—	—	—	—	—	—	—	—
Owen Carlson	2	—	2	—	2	—	2	—	—	—	—	2	—	—	—	—	—	—	0-2	2/22/25	Boston Coll.	Hartsell	65		
Ryan Dillon	—	—	—	—	—	—	—	—	—	—	—	—	—	—	—	—	—	—	—	—	—	—	—	—	—
Kevin Hager	3	—	3	—	3	2	1	—	—	—	1	2	—	1	2	—	1	—	0-2	3/31/26	Army	Donecea	25		
Jake Hower	2	—	2	—	2	2	—	—	—	1	1	—	1	1	2	—	—	—	2-0	3/22/26	Princeton	Penney	36		
Luke Johnson	1	—	1	1	—	—	1	—	—	—	1	—	—	—	—	—	—	1-0	3/29/26 <sup>(G2)</sup>	Harvard	Kahn	35			
Trent Lopez	—	—	—	—	—	—	—	—	—	—	—	—	—	—	—	—	—	—	—	—	—	—	—	—	—
Jackson Marko	—	—	—	—	—	—	—	—	—	—	—	—	—	—	—	—	—	—	—	—	—	—	—	—	—
Jayden Shin	1	—	1	1	—	—	—	1	—	—	1	—	—	—	—	—	—	1	1-0	4/3/26	Dartmouth	Dumsky	15		
TJ Swidorski	2	—	2	—	2	—	—	1	1	—	—	2	—	—	—	—	—	0-2	3/21/26 <sup>(G1)</sup>	Princeton	Sword	37			
Beck Urofsky	—	—	—	—	—	—	—	—	—	—	—	—	—	—	—	—	—	—	—	—	—	—	—	—	—
Matthew Walters	—	—	—	—	—	—	—	—	—	—	—	—	—	—	—	—	—	—	—	—	—	—	—	—	—
Caden Wildman	1	—	1	—	1	—	1	—	—	—	—	1	—	—	—	—	—	1-0	3/22/26	Princeton	Wolf	38			

### 2-HR GAMES (1)

PLAYER (CAREER NO.) DATE / OPP

Kevin Hager (1) 3/31 at Army

### GRAND SLAMS (1)

PLAYER (CAREER NO.) DATE / OPP

TJ Swidorski (1) 3/8 at Fordham

### LEADOFF HR (0)

PLAYER (CAREER NO.) DATE / OPP

### INSIDE-THE-PARK (0)

PLAYER (CAREER NO.) DATE / OPP

### 3-HR GAMES (0)

PLAYER (CAREER NO.) DATE / OPP

### PINCH-HIT HR (0)

PLAYER (CAREER NO.) DATE / OPP

### WALK-OFF HR (0)

PLAYER (CAREER NO.) DATE / OPP

### BACK-TO-BACK (0)

PLAYERS DATE / OPP

## BIG RED MISCELLANEOUS BATTING

PLAYER	MULTI-HIT GAMES						MULTI-RBI GAMES					HIT STREAKS				HITS				
	2	3	4	5+	TOTAL	CAREER	2	3	4	5+	TOTAL	CAREER	5-9	10-14	15+	ACTIVE	2026 HIGH	CAREER HIGH	INFIELD BUNT	
Troy Ashkinos	—	—	—	—	—	6	—	—	—	—	—	3	—	—	—	0	—	5, 2025	1	—
Aiden Barclay	2	—	—	—	2	2	—	—	—	—	—	—	—	—	—	0	4, 2/22 - 3/1	4, 2026	2	—
Mason Barela	2	3	—	1	6	6	1	—	—	—	1	3	1	—	—	1	9, 2/27 - 3/15	9, 2026	4	—
Tyler Beaulieu	1	—	—	—	1	1	2	—	—	—	2	2	—	—	—	0	3, 3/8 - 3/14	3, 2026	—	—
Caden Callaway	—	—	—	—	—	—	—	—	—	—	—	—	—	—	—	1	—	—	1	—
Owen Carlson	5	3	—	—	8	19	3	—	—	—	3	4	2	—	—	1	9, 2/20 - 3/7	9, 2025-26	1	—
Ryan Dillon	—	—	—	—	—	—	—	—	—	—	—	—	—	—	—	3	<b>3, 3/31 - Pres.</b>	<b>3, 2026</b>	2	—
Kevin Hager	6	3	—	—	9	22	2	—	—	—	2	9	2	—	—	2	7, 3/7 - 3/21	7, 2026	6	—
Jake Hower	6	1	—	—	7	7	3	1	—	—	4	4	1	—	—	2	5, 2/20 - 2/27	5, 2026	3	—
Luke Johnson	5	2	—	—	7	15	1	1	—	—	2	7	1	—	—	1	6, 3/7 - 3/15	6, 2026	3	—
Trent Lopez	—	—	—	—	—	—	1	—	—	—	1	1	—	—	—	0	—	—	—	—
Jackson Marko	—	—	—	—	—	—	—	—	—	—	—	—	—	—	—	0	—	—	—	—
Jayden Shin	1	—	—	—	1	1	—	1	—	—	1	1	—	—	—	0	3, 3/31 - 4/4	3, 2026	1	—
TJ Swidorski	5	1	—	—	6	16	1	2	1	—	4	10	1	—	—	2	5, 3/29 - 4/4	5, 2026	1	—
Beck Urofsky	—	—	—	—	—	—	—	—	—	—	—	—	—	—	—	—	—	—	—	—
Matthew Walters	—	—	—	—	—	—	—	—	—	—	—	—	—	—	—	—	—	—	—	—
Caden Wildman	3	1	1	—	5	22	3	—	—	—	3	12	1	—	—	3	5, 2/21 - 3/1	11, 2024	3	—

*Bold denotes active streak*

## BIG RED W-L RECORD BY LINEUP CARD

PLAYER	BATTING ORDER (STARTS)									BY POSITION (STARTS)								
	1ST	2ND	3RD	4TH	5TH	6TH	7TH	8TH	9TH	C	1B	2B	3B	SS	LF	CF	RF	DH
Troy Ashkinos	—	—	—	—	—	0-1	1-2	0-1	—	—	—	—	—	—	—	—	1-4	
Aiden Barclay	—	—	—	—	—	1-0	0-3	0-2	2-8	—	0-2	—	0-5	—	1-2	—	2-4	
Mason Barela	—	0-1	1-7	3-8	2-2	—	—	—	—	5-13	—	0-1	—	—	—	—	1-4	
Tyler Beaulieu	3-7	—	—	—	—	—	0-2	2-2	0-1	—	—	—	—	5-12	—	—	—	
Caden Callaway	0-2	—	—	—	—	—	—	—	—	—	—	—	—	0-2	—	—	—	
Owen Carlson	1-2	2-11	2-4	—	—	—	—	—	—	—	—	3-13	—	—	—	—	2-4	
Ryan Dillon	—	—	—	—	—	—	—	—	1-7	1-7	—	—	—	—	—	—	—	
Kevin Hager	—	3-7	—	—	0-1	2-11	1-1	—	—	—	—	—	6-20	—	—	—	—	
Jake Hower	—	—	—	0-1	4-14	2-3	—	0-2	—	—	—	—	—	—	—	6-20	—	
Luke Johnson	2-5	—	—	—	—	1-2	1-6	2-3	—	—	—	0-1	6-15	—	—	—	—	
Trent Lopez	—	—	—	—	—	—	—	0-3	0-1	—	—	—	—	0-4	—	—	—	
Jackson Marko	—	—	—	—	—	—	—	—	—	—	—	—	—	—	—	—	—	
Jayden Shin	—	—	—	—	—	0-1	0-2	1-5	2-2	—	3-6	—	—	—	—	—	0-4	
TJ Swidorski	0-4	1-1	—	—	0-3	0-2	3-4	1-2	1-1	—	3-12	3-5	—	—	—	—	—	
Beck Urofsky	—	—	—	—	—	—	—	—	—	—	—	—	—	—	—	—	—	
Matthew Walters	—	—	—	—	—	—	—	—	—	—	—	—	—	—	—	—	—	
Caden Wildman	—	—	3-9	3-11	—	—	—	—	—	—	—	—	—	—	6-20	—	—	

## BIG RED STARTING PITCHER RUN SUPPORT

PLAYER	RUN		RUN SUPP. PER 9 IP	RUNS IN STARTS	RUNS PER START	TEAM W-L	QUALITY STARTS
	GS	SUPPORT					
Ethan Hamill	8	18	4.96	41	5.13	2-6	1
Huxley Holcombe	8	13	3.13	19	2.38	2-6	2
Carson Mayfield	5	11	5.12	27	5.40	1-4	0
Ethan Van Sice	4	11	8.74	19	4.75	1-3	1
Noah Keller	1	1	13.50	6	6.00	0-1	0
<b>TOTALS</b>	<b>23</b>	<b>46</b>	<b>4.53</b>	<b>99</b>	<b>4.30</b>	<b>6-17</b>	<b>4</b>

## BIG RED 2026 PITCHING SPLITS

	W	L	SV	G	IP	H	R	ER	HR	BB	SO	ERA	AVG
<b>TOTALS</b>	<b>6</b>	<b>20</b>	<b>4</b>	<b>26</b>	<b>222.0</b>	<b>245</b>	<b>217</b>	<b>183</b>	<b>31</b>	<b>130</b>	<b>197</b>	<b>7.42</b>	<b>.281</b>
<b>Home</b>	3	3	1	6	54.0	48	40	39	8	24	50	6.50	.245
<b>Away</b>	3	13	3	16	131.1	152	142	111	21	82	110	7.61	.288
<b>Neutral</b>	0	4	0	4	36.2	45	35	33	2	24	37	8.10	.306
<b>Day</b>	6	20	4	26	222.0	245	217	183	31	130	197	7.42	.281
<b>Night</b>	—	—	—	—	—	—	—	—	—	—	—	—	—
<b>Starter</b>	3	14	—	26	101.1	101	81	69	13	55	89	6.13	.261
<b>Reliever</b>	3	6	4	26	120.2	144	136	114	18	75	108	8.50	.298
<b>February</b>	0	6	0	6	52.2	68	55	48	8	32	59	8.20	.313
<b>March</b>	4	10	3	14	117.2	122	117	98	19	64	101	7.50	.267
<b>April</b>	2	4	1	6	51.2	55	45	37	4	34	37	6.45	.279
<b>May</b>	—	—	—	—	—	—	—	—	—	—	—	—	—

## RUNS BY INNING

	1	2	3	4	5	6	7	8	9	10	11	12	13	14	15	TOT
<b>BIG RED</b>	18	10	10	7	14	23	10	6	13	0	1	—	—	—	—	<b>112</b>
<b>OPPONENTS</b>	28	24	28	21	32	24	21	22	15	0	2	—	—	—	—	<b>217</b>
<b>DIFFERENCE</b>	<b>-10</b>	<b>-14</b>	<b>-18</b>	<b>-14</b>	<b>-18</b>	<b>-1</b>	<b>-11</b>	<b>-16</b>	<b>-2</b>	<b>0</b>	<b>-1</b>	—	—	—	—	<b>-105</b>

## VICTORY MARGIN

	1	2	3	4	5	6	7	8	9	10	11	12	13	14	15+
<b>BIG RED</b>	—	2	2	—	1	—	1	—	—	—	—	—	—	—	—
<b>OPPONENTS</b>	4	—	2	1	2	2	—	4	1	1	—	1	1	—	1

## BIG RED MULTI-RUN INNINGS

	TIMES	LAST TIME
<b>2 Runs</b>	19	4/12 at Penn (2nd inning, 2 hits; 3rd inning, 3 hits)
<b>3 Runs</b>	4	3/29 (G2) vs. Harvard (1st inning, 1 hit; 3rd inning, 2 hits)
<b>4 Runs</b>	4	4/11 (G2) at Penn (6th inning, 3 hits)
<b>5 Runs</b>	0	—
<b>6 Runs</b>	0	—
<b>7 Runs</b>	0	—
<b>8 Runs</b>	0	—
<b>9 Runs</b>	1	3/8 at Fordham (6th inning, 6 hits)
<b>10+ Runs</b>	0	—

## BIG RED LINEUP PRODUCTION

	AB	R	H	2B	3B	HR	RBI	BB	SO	AVG	OBP	SLG	OPS
<b>1st</b>	108	16	24	5	0	1	14	8	25	.222	.292	.296	.588
<b>2nd</b>	100	16	35	3	0	4	12	19	20	.350	.467	.500	.967
<b>3rd</b>	102	15	25	7	0	2	11	12	26	.245	.342	.373	.714
<b>4th</b>	105	6	29	3	0	1	12	4	26	.276	.316	.333	.649
<b>5th</b>	93	11	23	3	0	2	12	7	21	.247	.345	.344	.690
<b>6th</b>	99	14	28	3	0	2	11	4	24	.283	.343	.374	.716
<b>7th</b>	95	8	20	3	1	0	7	4	23	.211	.276	.263	.539
<b>8th</b>	88	17	21	8	0	1	11	6	25	.239	.327	.364	.690
<b>9th</b>	81	9	17	4	0	2	9	7	30	.210	.309	.333	.642

## BIG RED 2026 BATTING SPLITS

	AB	R	H	2B	3B	HR	RBI	BB	SO	AVG	OBP	SLG	OPS
<b>TOTALS</b>	<b>871</b>	<b>112</b>	<b>223</b>	<b>39</b>	<b>1</b>	<b>15</b>	<b>99</b>	<b>71</b>	<b>220</b>	<b>.256</b>	<b>.333</b>	<b>.355</b>	<b>.688</b>
<b>Home</b>	186	25	42	9	0	3	19	18	35	.226	.330	.323	.653
<b>Away</b>	549	70	153	25	0	10	66	43	145	.279	.353	.379	.732
<b>Neutral</b>	136	17	28	5	1	2	14	10	40	.206	.290	.301	.592
<b>Day</b>	871	112	223	39	1	15	99	71	220	.256	.338	.355	.693
<b>Night</b>	—	—	—	—	—	—	—	—	—	—	—	—	—
<b>February</b>	210	26	51	11	1	4	23	12	60	.243	.303	.362	.665
<b>March</b>	463	61	123	18	0	10	54	40	115	.266	.354	.369	.723
<b>April</b>	198	25	49	10	0	1	22	19	45	.247	.336	.313	.649
<b>May</b>	—	—	—	—	—	—	—	—	—	—	—	—	—

## BIG RED COMEBACK VICTORIES

DATE	OPPONENT	SITE	LDS	LTS	GO-AHEAD PLAY DETAILS	SBP	SAP	FINAL
3/22	* Princeton	A	<sup>(M4)</sup> 2-3	<sup>(M4)</sup> 2-3	Hager scored on wild pitch	<sup>(8)</sup> 3-3	4-3	6-3
3/30 <sup>(G2)</sup>	* Harvard	H	<sup>(M1)</sup> 0-1	<sup>(M1)</sup> 0-1	Johnson RBI single	<sup>(1)</sup> 1-1	2-1	9-5
4/4 <sup>(G1)</sup>	* Dartmouth	H	<sup>(M6)</sup> 1-2	<sup>(M6)</sup> 1-2	Carlson RBI single	<sup>(7)</sup> 2-2	3-2	4-2

\* - Ivy League regular-season game; ^ - walkoff; V/H - Cornell's batting designation; LDS - <sup>(inning)</sup>largest deficit score (latest listed if there were ties for largest deficit); LTS - <sup>(inning)</sup>latest trailed score; SBP - <sup>(inning)</sup>score before go-ahead play; SAP - score after go-ahead play; Note: **Bold** denotes a Cornell home game.

# 2026 CORNELL OVERALL STATISTICS

Overall

**6-20**

Home

**3-3**

Away

**3-13**

Neutral

**0-4**

Ivy League

**4-8**

## BATTING STATISTICS

#	PLAYER	AVG	GP	GS	AB	R	H	2B	3B	HR	RBI	TB	SLG%	BB	HBP	SO	GDP	OB%	SF	SH	SB	ATT
15	Owen Carlson	.337	22	22	83	14	28	3	0	2	12	37	.446	15	1	12	1	.440	1	0	0	1
14	Kevin Hager	.330	26	26	97	14	32	4	0	3	10	45	.464	11	4	21	3	.420	0	0	5	5
2	Mason Barela	.296	24	24	98	7	29	3	0	2	9	38	.388	2	0	24	1	.307	1	1	0	1
40	Jake Hower	.286	26	26	91	12	26	2	0	2	14	34	.374	6	10	19	1	.385	2	0	4	9
7	Luke Johnson	.280	22	22	82	15	23	4	0	1	11	30	.366	7	2	12	2	.352	0	1	11	14
4	Caden Wildman	.253	26	26	95	12	24	7	0	1	11	34	.358	10	5	25	2	.351	1	3	2	4
18	TJ Swidorski	.244	25	23	82	10	20	6	0	2	15	32	.390	2	7	27	0	.315	1	3	0	2
1	Caden Callaway	.250	3	2	8	3	2	1	0	0	1	3	.375	3	0	2	0	.455	0	1	1	1
26	Aiden Barclay	.192	18	16	52	4	10	1	0	0	2	11	.212	1	4	21	0	.254	2	2	1	1
23	Jayden Shin	.184	19	13	49	8	9	2	1	1	4	16	.327	6	3	14	1	.310	0	0	0	0
5	Tyler Beaulieu	.154	18	17	65	8	10	2	0	1	6	15	.231	4	3	16	1	.236	0	2	2	4
8	Ryan Dillon	.148	12	8	27	1	4	1	0	0	1	5	.185	2	0	16	0	.207	0	2	0	1
20	Trent Lopez	.136	13	4	22	3	3	2	0	0	2	5	.227	1	1	8	0	.208	0	0	0	0
44	Troy Ashkinos	.105	7	5	19	1	2	1	0	0	1	3	.158	1	1	3	1	.190	0	0	0	0
41	Jackson Marko	.000	1	0	1	0	0	0	0	0	0	0	.000	0	0	0	0	.000	0	0	0	0
<b>TOTALS</b>		<b>.255</b>	<b>26</b>		<b>871</b>	<b>112</b>	<b>222</b>	<b>39</b>	<b>1</b>	<b>15</b>	<b>99</b>	<b>308</b>	<b>.354</b>	<b>71</b>	<b>41</b>	<b>220</b>	<b>13</b>	<b>.337</b>	<b>8</b>	<b>15</b>	<b>26</b>	<b>43</b>
<b>OPPONENTS</b>		<b>.281</b>	<b>26</b>		<b>871</b>	<b>217</b>	<b>245</b>	<b>44</b>	<b>8</b>	<b>31</b>	<b>189</b>	<b>398</b>	<b>.457</b>	<b>130</b>	<b>63</b>	<b>197</b>	<b>16</b>	<b>.404</b>	<b>20</b>	<b>10</b>	<b>98</b>	<b>102</b>

## PITCHING STATISTICS

#	PLAYER	ERA	W	L	APP	GS	CG	SHO	SV	IP	H	R	ER	BB	SO	2B	3B	HR	AB	AVG	WP	HBP	BK	SFA	SHA
37	Huxley Holcombe	3.86	1	5	8	8	0	0/0	0	37.1	31	20	16	18	36	6	2	3	135	.230	3	4	0	2	4
13	Ethan Hamill	5.79	0	2	8	8	0	0/0	0	32.2	29	21	21	17	27	4	2	5	119	.244	1	7	1	3	0
35	Alex Stoyer	0.00	0	0	3	0	0	0/0	0	2.1	1	0	0	0	0	0	0	0	7	.143	0	3	0	1	0
9	Graham Biben	0.00	0	0	1	0	0	0/0	0	0.2	1	0	0	1	0	0	0	0	3	.333	0	1	0	0	0
22	John Hegarty	2.11	3	0	8	0	0	0/0	0	21.1	9	5	5	11	15	3	0	0	68	.132	4	6	0	1	0
34	Ross Yoshida	4.50	0	1	10	0	0	0/0	1	24.0	25	14	12	10	27	6	1	4	96	.260	1	2	0	1	1
43	Michael Tight	7.94	0	0	7	0	0	0/0	0	17.0	24	25	15	11	10	6	0	2	73	.329	7	5	1	3	1
32	Carson Mayfield	8.38	1	4	5	5	0	0/0	0	19.1	29	23	18	6	18	6	0	4	84	.345	2	2	0	2	0
3	Ethan Van Sice	9.87	1	2	8	4	0	0/0	0	17.1	22	26	19	15	17	4	1	4	76	.289	4	5	0	0	1
28	Max Foster	11.25	0	2	9	0	0	0/0	3	12.0	15	17	15	8	16	2	0	3	49	.306	5	6	0	0	0
18	TJ Swidorski	12.27	0	0	3	0	0	0/0	0	3.2	10	7	5	1	4	2	0	0	21	.476	0	2	0	1	0
42	Josh Shea	13.50	0	2	9	0	0	0/0	0	10.0	16	15	15	4	6	0	0	1	42	.381	0	4	1	2	1
30	Andrew Houghton	13.94	0	0	9	0	0	0/0	0	10.1	14	16	16	12	7	3	0	2	41	.341	4	6	0	2	1
19	Braeden Johnson	16.20	0	0	4	0	0	0/0	0	5.0	7	9	9	7	1	0	0	1	19	.368	0	2	0	1	1
16	Noah Keller	17.00	0	2	8	1	0	0/0	0	9.0	12	19	17	9	13	2	2	2	38	.316	4	8	1	1	0
<b>TOTALS</b>		<b>7.42</b>	<b>6</b>	<b>20</b>	<b>26</b>	<b>0</b>	<b>0</b>	<b>4</b>	<b>222.0</b>	<b>245</b>	<b>217</b>	<b>183</b>	<b>130</b>	<b>197</b>	<b>44</b>	<b>8</b>	<b>31</b>	<b>871</b>	<b>.281</b>	<b>35</b>	<b>63</b>	<b>4</b>	<b>20</b>	<b>10</b>	
<b>OPPONENTS</b>		<b>3.61</b>	<b>20</b>	<b>6</b>	<b>26</b>	<b>0</b>	<b>3</b>	<b>8</b>	<b>232.0</b>	<b>222</b>	<b>112</b>	<b>93</b>	<b>71</b>	<b>220</b>	<b>39</b>	<b>1</b>	<b>15</b>	<b>871</b>	<b>.255</b>	<b>22</b>	<b>41</b>	<b>3</b>	<b>8</b>	<b>15</b>	

# 2026 CORNELL IVY LEAGUE STATISTICS

Overall

**6-20**

Home

**3-3**

Away

**3-13**

Neutral

**0-4**

Ivy League

**4-8**

## BATTING STATISTICS

#	PLAYER	AVG	GP	GS	AB	R	H	2B	3B	HR	RBI	TB	SLG%	BB	HBP	SO	GDP	OB%	SF	SH	SB	ATT
18	TJ Swidorski	.300	12	11	40	4	12	3	0	1	9	18	.450	0	3	9	0	.349	0	0	0	1
14	Kevin Hager	.295	12	12	44	6	13	4	0	0	3	17	.386	7	1	7	2	.404	0	0	4	4
15	Owen Carlson	.290	9	9	31	4	9	2	0	0	3	11	.355	7	1	7	0	.436	0	0	0	0
40	Jake Hower	.262	12	12	42	9	11	0	0	1	3	14	.333	3	5	11	1	.380	0	0	2	3
26	Aiden Barclay	.250	7	6	16	1	4	0	0	0	0	4	.250	1	3	6	0	.400	0	1	0	0
44	Troy Ashkinos	.250	2	1	4	0	1	1	0	0	1	2	.500	1	0	0	0	.400	0	0	0	0
7	Luke Johnson	.222	12	12	45	7	10	0	0	1	7	13	.289	7	0	8	2	.327	0	0	9	11
4	Caden Wildman	.200	12	12	45	6	9	3	0	1	5	15	.333	3	3	12	2	.288	1	0	0	1
8	Ryan Dillon	.200	6	2	10	0	2	0	0	0	1	2	.200	2	0	5	0	.333	0	0	0	1
20	Trent Lopez	.200	5	0	5	2	1	1	0	0	0	2	.400	0	1	0	0	.333	0	0	0	0
2	Mason Barela	.194	10	10	36	2	7	2	0	1	4	12	.333	1	0	11	0	.211	1	0	0	0
23	Jayden Shin	.138	12	9	29	4	4	1	0	1	4	8	.276	6	3	7	0	.342	0	0	0	0
5	Tyler Beaulieu	.128	12	12	39	6	5	1	0	1	3	9	.231	4	3	10	0	.261	0	2	1	1
41	Jackson Marko	.000	1	0	1	0	0	0	0	0	0	0	.000	0	0	0	0	.000	0	0	0	0
<b>TOTALS</b>		<b>.227</b>	<b>12</b>	<b>12</b>	<b>387</b>	<b>51</b>	<b>88</b>	<b>18</b>	<b>0</b>	<b>7</b>	<b>43</b>	<b>127</b>	<b>.328</b>	<b>42</b>	<b>23</b>	<b>93</b>	<b>7</b>	<b>.337</b>	<b>2</b>	<b>3</b>	<b>16</b>	<b>22</b>
<b>OPPONENTS</b>		<b>.279</b>	<b>12</b>	<b>12</b>	<b>402</b>	<b>95</b>	<b>112</b>	<b>19</b>	<b>2</b>	<b>14</b>	<b>83</b>	<b>177</b>	<b>.440</b>	<b>58</b>	<b>27</b>	<b>88</b>	<b>10</b>	<b>.398</b>	<b>8</b>	<b>3</b>	<b>43</b>	<b>46</b>

## PITCHING STATISTICS

#	PLAYER	ERA	W	L	APP	GS	CG	SHO	SV	IP	H	R	ER	BB	SO	2B	3B	HR	AB	AVG	WP	HBP	BK	SFA	SHA
35	Alex Stoyer	0.00	0	0	2	0	0	0/0	0	2.0	1	0	0	0	0	0	0	0	6	.167	0	1	0	1	0
22	John Hegarty	1.64	2	0	4	0	0	0/0	0	11.0	6	2	2	3	7	1	0	0	36	.167	0	2	0	0	0
37	Huxley Holcombe	3.66	1	2	4	4	0	0/0	0	19.2	13	11	8	11	18	2	1	1	66	.197	2	4	0	2	2
34	Ross Yoshida	4.50	0	1	4	0	0	0/0	1	10.0	11	5	5	1	12	1	1	2	41	.268	1	1	0	0	0
30	Andrew Houghton	6.14	0	0	4	0	0	0/0	0	7.1	8	5	5	6	6	2	0	0	26	.308	2	6	0	1	1
13	Ethan Hamill	7.13	0	1	4	4	0	0/0	0	17.2	17	14	14	11	16	2	0	4	65	.262	0	4	0	2	0
3	Ethan Van Sice	7.84	1	2	4	3	0	0/0	0	10.1	10	12	9	6	8	3	0	1	43	.233	1	3	0	0	0
18	TJ Swidorski	9.00	0	0	1	0	0	0/0	0	2.0	5	4	2	0	1	1	0	0	12	.417	0	0	0	0	0
42	Josh Shea	9.00	0	0	5	0	0	0/0	0	6.0	8	6	6	2	4	0	0	0	24	.333	0	1	0	1	0
32	Carson Mayfield	11.57	0	1	1	1	0	0/0	0	2.1	5	4	3	2	4	0	0	1	11	.455	0	0	0	0	0
28	Max Foster	13.50	0	1	4	0	0	0/0	1	5.1	8	8	8	6	5	0	0	2	22	.364	3	2	0	0	0
43	Michael Tight	15.12	0	0	4	0	0	0/0	0	8.1	15	17	14	7	7	6	0	2	40	.375	5	3	0	1	0
16	Noah Keller	27.00	0	0	1	0	0	0/0	0	0.1	1	1	1	1	0	1	0	0	2	.500	1	0	0	0	0
19	Braeden Johnson	40.50	0	0	2	0	0	0/0	0	1.1	4	6	6	2	0	0	0	1	8	.500	0	0	0	0	0
<b>TOTALS</b>		<b>7.21</b>	<b>4</b>	<b>8</b>	<b>12</b>	<b>0</b>	<b>0</b>	<b>2</b>	<b>103.2</b>	<b>112</b>	<b>95</b>	<b>83</b>	<b>58</b>	<b>88</b>	<b>19</b>	<b>2</b>	<b>14</b>	<b>402</b>	<b>.279</b>	<b>15</b>	<b>27</b>	<b>0</b>	<b>8</b>	<b>3</b>	
<b>OPPONENTS</b>		<b>3.60</b>	<b>8</b>	<b>4</b>	<b>12</b>	<b>0</b>	<b>2</b>	<b>3</b>	<b>105.0</b>	<b>88</b>	<b>51</b>	<b>42</b>	<b>42</b>	<b>93</b>	<b>18</b>	<b>0</b>	<b>7</b>	<b>387</b>	<b>.227</b>	<b>13</b>	<b>23</b>	<b>2</b>	<b>2</b>	<b>3</b>	

## 2026 GAME-BY-GAME BATTING STATISTICS

DATE	OPPONENT	W/L	SCORE	AB	R	H	RBI	2B	3B	HR	TB	BB	IBB	SB	CS	HBP	SH	SF	GDP	SO	AVG	OBP	SLG	OPS			
2/20	vs. Northwestern	L	5-13	37	5	12	5	1	1	1	18	4	0	0	0	0	0	1	0	12	.324	.372	.486	.859			
2/20	vs. Boston College	L	1-9	27	1	2	0	0	0	0	2	2	0	0	1	0	1	0	0	12	.219	.282	.313	.594			
2/21	vs. Northwestern	L	5-6	39	5	8	3	3	0	0	11	3	0	2	1	4	2	0	1	8	.214	.299	.301	.600			
2/22	vs. Boston College	L	6-7	33	6	6	6	1	0	1	10	1	0	0	0	3	0	1	0	8	.206	.290	.301	.592			
<b>HUB CITY INVITE STATS</b>				<b>0-4</b>	<b>17-35</b>	<b>136</b>	<b>17</b>	<b>28</b>	<b>14</b>	<b>5</b>	<b>1</b>	<b>2</b>	<b>41</b>	<b>10</b>	<b>0</b>	<b>2</b>	<b>2</b>	<b>7</b>	<b>3</b>	<b>2</b>	<b>1</b>	<b>40</b>	<b>.206</b>	<b>.290</b>	<b>.301</b>	<b>.592</b>	
2/27	at Richmond	L	6-9	37	6	13	6	4	0	1	20	2	0	1	0	0	0	0	0	9	.237	.309	.353	.662			
2/28	at Richmond	L	3-11	37	3	10	3	2	0	1	15	0	0	1	1	0	0	0	0	11	.243	.303	.362	.665			
3/1	at Richmond	L	2-12	33	2	10	1	0	0	0	10	0	0	0	0	1	1	1	1	4	.251	.305	.354	.658			
<b>RICHMOND SERIES</b>				<b>0-3</b>	<b>11-32</b>	<b>107</b>	<b>11</b>	<b>33</b>	<b>10</b>	<b>6</b>	<b>0</b>	<b>2</b>	<b>45</b>	<b>2</b>	<b>0</b>	<b>2</b>	<b>1</b>	<b>1</b>	<b>1</b>	<b>1</b>	<b>24</b>	<b>.308</b>	<b>.324</b>	<b>.421</b>	<b>.745</b>		
3/7	at Fordham	L	2-7	33	2	8	1	1	0	0	9	2	0	1	1	1	0	0	1	5	.250	.305	.344	.649			
3/7	at Fordham	W	3-1	30	3	6	3	1	0	1	10	0	0	0	0	0	3	1	0	10	.245	.294	.343	.637			
3/8	at Fordham	L	11-16	42	11	19	11	3	0	1	25	1	0	3	1	5	1	1	0	6	.270	.322	.374	.696			
<b>FORDHAM SERIES</b>				<b>1-2</b>	<b>16-24</b>	<b>105</b>	<b>16</b>	<b>33</b>	<b>15</b>	<b>5</b>	<b>0</b>	<b>2</b>	<b>44</b>	<b>3</b>	<b>0</b>	<b>4</b>	<b>2</b>	<b>6</b>	<b>4</b>	<b>2</b>	<b>1</b>	<b>21</b>	<b>.314</b>	<b>.362</b>	<b>.419</b>	<b>.781</b>	
3/14	at VMI	W	7-4	32	7	11	7	2	0	0	13	7	0	2	4	2	2	0	1	10	.276	.338	.376	.714			
3/14	at VMI	L	0-8	31	0	4	0	0	0	0	4	3	0	0	0	2	0	0	0	12	.265	.331	.358	.689			
3/15	at VMI	L	4-7	36	4	12	4	2	0	0	14	2	0	0	0	0	1	1	1	12	.271	.333	.360	.694			
<b>VMI SERIES</b>				<b>1-2</b>	<b>11-19</b>	<b>99</b>	<b>11</b>	<b>27</b>	<b>11</b>	<b>4</b>	<b>0</b>	<b>0</b>	<b>31</b>	<b>12</b>	<b>0</b>	<b>2</b>	<b>4</b>	<b>4</b>	<b>3</b>	<b>1</b>	<b>2</b>	<b>34</b>	<b>.273</b>	<b>.371</b>	<b>.313</b>	<b>.684</b>	
3/21	at Princeton	L	7-13	36	7	9	7	2	0	2	17	4	0	0	0	3	1	0	0	14	.269	.336	.369	.705			
3/21	at Princeton	L	0-12	28	0	3	0	0	0	0	3	4	0	0	0	3	0	0	2	6	.260	.333	.354	.688			
3/22	at Princeton	W	6-3	30	6	8	5	1	0	2	15	5	0	3	1	3	1	1	0	9	.261	.338	.362	.701			
<b>PRINCETON SERIES</b>				<b>1-2</b>	<b>13-28</b>	<b>94</b>	<b>13</b>	<b>20</b>	<b>12</b>	<b>3</b>	<b>0</b>	<b>4</b>	<b>35</b>	<b>13</b>	<b>0</b>	<b>3</b>	<b>1</b>	<b>9</b>	<b>2</b>	<b>1</b>	<b>2</b>	<b>29</b>	<b>.213</b>	<b>.359</b>	<b>.372</b>	<b>.731</b>	
3/29	HARVARD	L	1-2	30	1	4	1	1	0	0	5	2	0	0	0	1	1	0	0	5	.254	.332	.357	.689			
3/29	HARVARD	W	9-5	30	9	7	6	1	0	1	11	5	0	4	0	3	0	0	0	3	.253	.335	.358	.693			
3/30	HARVARD	L	3-16	35	3	9	2	3	0	0	12	3	0	0	0	2	0	0	1	11	.253	.336	.357	.693			
<b>HARVARD SERIES</b>				<b>1-2</b>	<b>13-23</b>	<b>95</b>	<b>13</b>	<b>20</b>	<b>9</b>	<b>5</b>	<b>0</b>	<b>1</b>	<b>28</b>	<b>10</b>	<b>0</b>	<b>4</b>	<b>0</b>	<b>6</b>	<b>1</b>	<b>0</b>	<b>1</b>	<b>19</b>	<b>.211</b>	<b>.324</b>	<b>.326</b>	<b>.651</b>	
3/31	at Army	L	6-12	37	6	13	6	1	0	2	20	2	0	0	2	0	1	0	1	8	.259	.339	.367	.706			
<b>4/3 DARTMOUTH</b>				W	8-1	35	8	14	7	3	0	1	20	2	0	3	2	2	0	0	1	6	.266	.345	.377	.722	
4/4	DARTMOUTH	W	4-2	28	4	7	3	1	0	0	8	3	0	2	2	3	0	0	1	5	.265	.346	.374	.720			
4/4	DARTMOUTH	L	0-15	28	0	1	0	0	0	0	1	3	0	0	0	0	0	0	1	5	.257	.338	.361	.700			
<b>DARTMOUTH SERIES</b>				<b>2-1</b>	<b>12-18</b>	<b>91</b>	<b>12</b>	<b>22</b>	<b>10</b>	<b>4</b>	<b>0</b>	<b>1</b>	<b>29</b>	<b>8</b>	<b>0</b>	<b>5</b>	<b>4</b>	<b>5</b>	<b>0</b>	<b>0</b>	<b>3</b>	<b>16</b>	<b>.242</b>	<b>.337</b>	<b>.319</b>	<b>.655</b>	
4/11	at Penn	L	3-7	32	3	7	3	3	0	0	10	5	0	2	0	1	0	1	1	10	.255	.338	.359	.697			
4/11	at Penn	L	5-14	38	5	10	4	2	0	0	12	3	0	0	1	1	0	0	0	9	.255	.338	.357	.695			
4/12	at Penn	L	5-6	37	5	10	5	1	0	0	11	3	0	2	0	1	0	0	0	10	.256	.338	.355	.693			
<b>PENN SERIES</b>				<b>0-3</b>	<b>13-27</b>	<b>107</b>	<b>13</b>	<b>27</b>	<b>12</b>	<b>6</b>	<b>0</b>	<b>0</b>	<b>33</b>	<b>11</b>	<b>0</b>	<b>4</b>	<b>1</b>	<b>3</b>	<b>0</b>	<b>1</b>	<b>1</b>	<b>29</b>	<b>.252</b>	<b>.336</b>	<b>.308</b>	<b>.644</b>	
<b>4/14 BINGHAMTON</b>																											
<b>4/18 YALE</b>																											
<b>4/18 YALE</b>																											
<b>4/19 YALE</b>																											
<b>YALE SERIES</b>																											
4/21 at Binghamton																											
<b>SEASON VS. BINGHAMTON</b>																											
4/25 at Brown																											
4/25 at Brown																											
4/26 at Brown																											
<b>BROWN SERIES</b>																											
4/28 BUCKNELL																											
5/2 COLUMBIA																											
5/2 COLUMBIA																											
5/2 COLUMBIA																											
<b>COLUMBIA SERIES</b>																											
5/5 at Binghamton																											
<b>SEASON VS. BINGHAMTON</b>																											

## 2026 GAME-BY-GAME PITCHING STATISTICS

DATE	OPPONENT	W/L	SCORE	IP	H	R	ER	BB	SO	2B	3B	HR	WP	BK	HBP	DP	IBB	ERA	WHIP	BB/9	SO/9			
2/20	vs. Northwestern	L	5-13	9.0	14	13	13	7	8	4	1	1	1	1	1	0	0	13.00	2.33	7.00	8.00			
2/20	vs. Boston College	L	1-9	9.0	14	9	8	4	15	5	1	0	1	0	1	1	0	10.50	2.17	5.50	11.50			
2/21	vs. Northwestern	L	5-6	10.2	8	6	6	12	8	0	1	0	2	0	4	0	0	8.48	2.06	7.22	9.73			
2/22	vs. Boston College	L	6-7	8.0	9	7	6	1	6	1	2	1	1	2	2	0	0	8.10	1.88	5.89	9.08			
<b>HUB CITY INVITE STATS</b>				<b>0-4</b>	<b>17-35</b>	<b>36.2</b>	<b>45</b>	<b>35</b>	<b>33</b>	<b>24</b>	<b>37</b>	<b>10</b>	<b>5</b>	<b>2</b>	<b>5</b>	<b>3</b>	<b>8</b>	<b>1</b>	<b>0</b>	<b>8.10</b>	<b>1.88</b>	<b>5.89</b>	<b>9.08</b>	
2/27	at Richmond	L	6-9	8.0	10	9	6	3	10	1	0	4	1	0	2	1	0	7.86	1.84	5.44	9.47			
2/28	at Richmond	L	3-11	8.0	13	11	9	5	12	1	0	2	3	0	1	0	0	8.20	1.90	5.47	10.08			
3/1	at Richmond	L	2-12	7.0	14	12	11	4	7	3	0	3	3	1	3	2	0	8.90	1.98	5.43	9.96			
<b>RICHMOND SERIES</b>				<b>0-3</b>	<b>11-32</b>	<b>23.0</b>	<b>37</b>	<b>32</b>	<b>26</b>	<b>12</b>	<b>29</b>	<b>5</b>	<b>0</b>	<b>9</b>	<b>7</b>	<b>1</b>	<b>6</b>	<b>3</b>	<b>0</b>	<b>10.17</b>	<b>2.13</b>	<b>4.70</b>	<b>11.35</b>	
3/7	at Fordham	L	2-7	8.0	9	7	7	4	6	2	0	1	1	0	1	0	0	8.78	1.94	5.32	9.58			
3/7	at Fordham	W	3-1	9.0	1	1	0	1	7	0	0	0	0	0	2	0	0	7.75	1.73	4.81	9.27			
3/8	at Fordham	L	11-16	8.0	11	16	8	4	6	1	0	1	3	0	7	1	0	7.87	1.75	4.78	9.04			
<b>FORDHAM SERIES</b>				<b>1-2</b>	<b>16-24</b>	<b>25.0</b>	<b>21</b>	<b>24</b>	<b>15</b>	<b>9</b>	<b>19</b>	<b>3</b>	<b>0</b>	<b>2</b>	<b>4</b>	<b>0</b>	<b>10</b>	<b>1</b>	<b>0</b>	<b>5.40</b>	<b>1.20</b>	<b>3.24</b>	<b>6.84</b>	
3/14	at VMI	W	7-4	9.0	6	4	2	3	6	3	0	1	1	0	1	1	0	7.30	1.68	4.61	8.74			
3/14	at VMI	L	0-8	8.0	5	8	5	12	6	1	0	1	2	0	3	0	1	7.17	1.71	5.31	8.59			
3/15	at VMI	L	4-7	8.2	8	7	7	4	7	1	1	2	0	0	2	1	1	7.18	1.69	5.22	8.48			
<b>VMI SERIES</b>				<b>1-2</b>	<b>11-19</b>	<b>25.2</b>	<b>19</b>	<b>19</b>	<b>14</b>	<b>19</b>	<b>19</b>	<b>5</b>	<b>1</b>	<b>4</b>	<b>3</b>	<b>0</b>	<b>6</b>	<b>2</b>	<b>2</b>	<b>4.91</b>	<b>1.48</b>	<b>6.66</b>	<b>6.66</b>	
3/21	at Princeton	L	7-13	8.0	15	13	12	5	9	1	0	1	3	0	3	0	0	7.61	1.74	5.25	8.59			
3/21	at Princeton	L	0-12	8.0	13	12	10	4	4	1	2	2	0	0	1	1	0	7.84	1.77	5.20	8.34			
3/22	at Princeton	W	6-3	9.0	6	3	3	4	7	1	0	1	0	0	1	1	0	7.51	1.72	5.12	8.25			
<b>PRINCETON SERIES</b>				<b>1-2</b>	<b>13-28</b>	<b>25.0</b>	<b>34</b>	<b>28</b>	<b>25</b>	<b>13</b>	<b>20</b>	<b>3</b>	<b>2</b>	<b>4</b>	<b>3</b>	<b>0</b>	<b>5</b>	<b>2</b>	<b>0</b>	<b>9.00</b>	<b>1.88</b>	<b>4.68</b>	<b>7.20</b>	
3/29	HARVARD	L	1-2	9.0	2	2	2	2	12	1	0	1	1	0	2	0	0	7.17	1.64	4.93	8.48			
3/29	HARVARD	W	9-5	9.0	8	4	4	4	7	4	0	0	0	0	1	1	0	6.98	1.62	4.87	8.39			
3/30	HARVARD	L	3-16	9.0	13	16	15	5	12	3	0	5	2	0	6	2	0	7.43	1.64	4.88	8.59			
<b>HARVARD SERIES</b>				<b>1-2</b>	<b>13-23</b>	<b>27.0</b>	<b>23</b>	<b>22</b>	<b>21</b>	<b>11</b>	<b>31</b>	<b>8</b>	<b>0</b>	<b>6</b>	<b>3</b>	<b>0</b>	<b>9</b>	<b>3</b>	<b>0</b>	<b>7.00</b>	<b>1.26</b>	<b>3.67</b>	<b>10.33</b>	
3/31	at Army	L	6-12	8.0	11	12	12	8	5	2	0	0	1	0	6	1	0	7.71	1.68	5.07	8.45			
4/3	DARTMOUTH	W	8-1	9.0	6	1	1	2	7	0	0	0	1	0	1	0	0	7.38	1.64	4.92	8.38			
4/4	DARTMOUTH	W	4-2	9.0	5	2	2	2	8	0	0	1	0	0	0	1	0	7.12	1.60	4.78	8.36			
4/4	DARTMOUTH	L	0-15	9.0	14	15	15	9	4	2	0	1	4	0	6	2	0	7.48	1.64	4.97	8.16			
<b>DARTMOUTH SERIES</b>				<b>2-1</b>	<b>12-18</b>	<b>27.0</b>	<b>25</b>	<b>18</b>	<b>18</b>	<b>13</b>	<b>19</b>	<b>2</b>	<b>0</b>	<b>2</b>	<b>5</b>	<b>0</b>	<b>7</b>	<b>3</b>	<b>0</b>	<b>6.00</b>	<b>1.41</b>	<b>4.33</b>	<b>6.33</b>	
4/11	at Penn	L	3-7	8.0	10	7	4	6	10	2	0	1	1	0	1	0	0	7.36	1.66	5.04	8.28			
4/11	at Penn	L	5-14	8.0	14	14	9	7	4	3	0	1	1	0	3	1	0	7.47	1.69	5.15	8.14			
4/12	at Penn	L	5-6	8.2	6	6	6	8	4	1	0	0	3	0	2	2	0	7.42	1.69	5.27	7.99			
<b>PENN SERIES</b>				<b>0-3</b>	<b>13-27</b>	<b>24.2</b>	<b>30</b>	<b>27</b>	<b>19</b>	<b>21</b>	<b>18</b>	<b>6</b>	<b>0</b>	<b>2</b>	<b>5</b>	<b>0</b>	<b>6</b>	<b>3</b>	<b>0</b>	<b>6.93</b>	<b>2.07</b>	<b>7.66</b>	<b>6.57</b>	
4/14	BINGHAMTON																							
4/18	YALE																							
4/18	YALE																							
4/19	YALE																							
<b>YALE SERIES</b>																								
4/21	at Binghamton																							
<b>SEASON VS. BINGHAMTON</b>																								
4/25	at Brown																							
4/25	at Brown																							
4/26	at Brown																							
<b>BROWN SERIES</b>																								
4/28	BUCKNELL																							
5/2	COLUMBIA																							
5/2	COLUMBIA																							
5/2	COLUMBIA																							
<b>COLUMBIA SERIES</b>																								
5/5	at Binghamton																							
<b>SEASON VS. BINGHAMTON</b>																								

## 2026 INDIVIDUAL AND TEAM GAME HIGHS

### INDIVIDUAL GAME HIGHS

#### BATTING

At-Bats	6, (3x), Last: Tyler Beaulieu, Mason Barela & Caden Wildman, at Richmond (3/8/26)
Runs Scored	3, (4x), Last: Jake Hower, vs. Dartmouth (4/3/26)
Hits	5, Mason Barela, at Fordham (3/8/26)
RBI	4, TJ Swidorski, at Fordham (3/8/26)
Doubles	2, (3x), Last: Mason Barela, at Penn (4/11/26 - G1)
Triples	1, Jayden Shin, vs. Northwestern (2/20/26)
Home Runs	2, Kevin Hager, at Army (3/31/26)
Walks Drawn	3, (2x), Last: Caden Wildman, at VMI (3/14/26 - G1)
Strikeouts	3, (12x), Last: Jake Hower, at Penn (4/12/26)
Sac Bunts	2, TJ Swidorski, at VMI (3/14/26 - G1)
Sacrifice Flies	1, (8x), Last: Caden Wildman, at Penn (4/11/26 - G1)
Stolen Bases	3, Luke Johnson, vs. Harvard (3/29/26 - G2)
Hit by Pitches	2, (6x), Last: Jake Hower, vs. Dartmouth (4/4/26 - G1)
Caught Stealing	1, (17x), Last: Ryan Dillon, at Penn (4/11/26 - G2)

#### PITCHING

Innings Pitched	6.0, (4x), Last: Ethan Hamill, vs. Dartmouth (4/4/26 - G1)
Hits Allowed	9, Carson Mayfield, vs. Northwestern (2/20/26)
Runs Allowed	7, (3x), Last: Ethan Hamill & Michael Tight, vs. Harvard (3/30/26)
Earned Runs	7, (2x), Last: Ethan Hamill, vs. Harvard (3/30/26)
Walks Issued	5, Ethan Van Sice, vs. Northwestern (2/21/26)
Strikeouts	7, Huxley Holcombe, vs. Harvard (3/29/26 - G1)
Doubles Allowed	3, (2x), Last: Huxley Holcombe, vs. Boston College (2/20/26)
Triples Allowed	1, (8x), Last: Huxley Holcombe, at Princeton (3/21/26 - G2)
HR Allowed	2, (3x), Last: Ethan Hamill, vs. Harvard (3/30/26)
Wild Pitches	2, (5x), Last: Max Foster, at Penn (4/12/26)
Hit Batsmen	3, (3x), Last: Andrew Houghton, at Penn (4/11/26 - G2)

#### FIELDING

Putouts	14, (2x), Last: Jayden Shin, vs. Dartmouth (4/4/26 - G1)
Assists	7, TJ Swidorski, vs. Dartmouth (4/4/26 - G1)
Errors	2, (4x), Last: Kevin Hager, at Penn (4/11/26 - G2)
Passed Balls	3, Mason Barela, at Princeton (3/21/26 - G1)

### TEAM GAME HIGHS

#### BATTING

At-Bats	42, at Fordham (3/8/26)
Runs Scored	11, at Fordham (3/8/26)
Hits	19, at Fordham (3/8/26)
Runs Batted In	11, at Fordham (3/8/26)
Doubles	4, at Richmond (2/27/26)
Triples	1, vs. Northwestern (2/20/26)
Home Runs	2, (3x), Last: at Army (3/31/26)
Walks Drawn	7, at VMI (3/14/26 - G1)
Strikeouts	14, at Princeton (3/21/26 - G1)
Sacrifice Bunts	3, at Fordham (3/7/26 - G2)
Sacrifice Flies	1, (8x), Last: at Penn (4/11/26 - G1)
Stolen Bases	4, vs. Harvard (3/29/26 - G2)
Hit by Pitches	5, at Fordham (3/8/26)
Caught Stealing	4, at VMI (3/14/26 - G1)
Hit into Double Plays	2, (3x), Last: vs. Dartmouth (4/4/26 - G1)
Runners Left on Base	12, at Fordham (3/8/26)

#### PITCHING

Innings Pitched	10.2, vs. Northwestern (2/21/26)
Hits Allowed	15, at Princeton (3/21/26 - G1)
Runs Allowed	16, (2x), Last: vs. Harvard (3/30/26)
Earned Runs	15, (2x), Last: vs. Dartmouth (4/4/26 - G2)
Walks Issued	12, (2x), Last: at VMI (3/14/26 - G2)
Strikeouts	15, vs. Boston College (2/20/26)
Doubles Allowed	5, vs. Boston College (2/20/26)
Triples Allowed	2, (2x), Last: at Princeton (3/21/26 - G2)
Home Runs Allowed	5, vs. Harvard (3/30/26)
Wild Pitches	4, vs. Dartmouth (4/4/26 - G2)
Hit Batsmen	7, at Fordham (3/8/26)

#### FIELDING

Putouts	32, vs. Northwestern (2/21/26)
Assists	17, vs. Dartmouth (4/4/26 - G2)
Errors	6, at Fordham (3/8/26)
Passed Balls	3, at Princeton (3/21/26 - G1)
Double Plays Turned	2, (4x), Last: at Penn (4/12/26)

## 2026 CORNELL BASEBALL JERSEY TRACKER



#### GRAY

Home: 1-2  
Road: 1-4  
Neutral: 0-1



#### RED

Home: 2 -1  
Road: 2-7  
Neutral: 0-1



#### BLACK

Home: 0-0  
Road: 0-2  
Neutral: 0-2

Date	Opponent	Result	Date	Opponent	Result	Date	Opponent	Result
2/21	vs. Northwestern	L, 5-6 (11 inn.)	2/22	vs. Boston College	L, 6-7	2/20 (1)	vs. Northwestern	L, 5-13
2/28	at Richmond	L, 3-11	2/27	at Richmond	L, 6-9	2/20 (2)	vs. Boston College	L, 1-9
3/8	at Fordham	L, 11-16	3/7 (1)	at Fordham	L, 2-7	3/1	at Richmond	L, 2-12 (8 inn.)
3/15	at VMI	L, 4-7	3/7 (2)	at Fordham	W, 3-1	3/31	at Army	L, 6-12
3/22	at Princeton	W, 6-3	3/14 (1)	at VMI	W, 7-4			
3/30	vs. Harvard	L, 3-16	3/14 (2)	at VMI	L, 0-8			
4/4 (1)	vs. Dartmouth	W, 4-2	3/21 (1)	at Princeton	L, 7-13			
4/4 (2)	vs. Dartmouth	L, 0-15	3/21 (2)	at Princeton	L, 0-12			
4/12	at Penn	L, 5-6	3/29 (1)	vs. Harvard	L, 1-2			
			3/29 (2)	vs. Harvard	W, 9-4			
			4/3	vs. Dartmouth	W, 8-1			
			4/11 (1)	at Penn	L, 3-7			
			4/11 (2)	at Penn	L, 4-15			

## THE LAST TIME...

### A CORNELL TEAM SCORED...

10+ Runs in a Game (16 games)	11, at Fordham (3/8/2026 - L, 11-16)
15+ Runs in a Game (28 games)	15, vs. Princeton (5/3/2025 - G1 - W, 15-1)
20+ Runs in a Game (271 games)	27, at Towson (4/5/2017 - W, 27-14)
25+ Runs in a Game (271 games)	27, at Towson (4/5/2017 - W, 27-14)
30+ Runs in a Game (3,600 games)	44, vs. Union (4/24/1897 - W, 44-5)
5+ Runs in an Inning (16 games)	9, at Fordham (3/8/2026 - T6 - L, 11-16)
6+ Runs in an Inning (16 games)	9, at Fordham (3/8/2026 - T6 - L, 11-16)
7+ Runs in an Inning (16 games)	9, at Fordham (3/8/2026 - T6 - L, 11-16)
8+ Runs in an Inning (16 games)	9, at Fordham (3/8/2026 - T6 - L, 11-16)
9+ Runs in an Inning (16 games)	9, at Fordham (3/8/2026 - T6 - L, 11-16)
10+ Runs in an Inning (513 games)	12, at Harvard (4/10/2011 - G2 - T2 - W, 18-5)
11+ Runs in an Inning (513 games)	12, at Harvard (4/10/2011 - G2 - T2 - W, 18-5)
12+ Runs in an Inning (513 games)	12, at Harvard (4/10/2011 - G2 - T2 - W, 18-5)
13+ Runs in an Inning (1,731 games)	13, at New Orleans (3/4/1981 - G2 - T6 - L, 18-25 - 7 inn.)
14+ Runs in an Inning (3,600 games)	15, vs. Union (4/24/1897 - B2 - W, 44-5)
15+ Runs in an Inning (3,600 games)	15, vs. Union (4/24/1897 - B2 - W, 44-5)
10+ Runs in Consecutive Games (75 games)	18, at Penn (4/13/2024 - G2 - W, 18-11) 11, at Penn (4/14/2024 - W, 11-9)
10+ Runs in 3+ Straight Games (398 games)	15, at JMU (3/15/2014 - G1 - L, 15-16) 17, at JMU (3/15/2014 - G2 - W, 17-8) 14, at JMU (3/16/2014 - W, 14-8 - 10 inn.)
10+ Runs in 4+ Straight Games (3,482 games)	16, at Virginia (4/7/1902 - W, 16-10) 10, at Navy (4/9/1902 - W, 10-6) 11, vs. Rochester (4/12/1902 - W, 11-1) 12, vs. Niagara (4/19/1902 - W, 12-4) 10, vs. Columbia (4/26/1902 - W, 10-7)
15+ Runs in Consecutive Games (399 games)	15, at JMU (3/15/2014 - G1 - L, 15-16) 17, at JMU (3/15/2014 - G2 - W, 17-8)
20+ Runs in Consecutive Games (2,161 games)	27, vs. Syracuse (5/11/1886 - W, 27-0 - 7 inn.) 24, vs. Union (5/14/1886 - W, 24-4)

### A CORNELL TEAM RECORDED...

15+ Hits in a Game (16 games)	19, at Fordham (3/8/2026 - L, 11-16)
20+ Hits in a Game (50 games)	20, at Towson (3/15/2025 - G2 - W, 18-7 - 8 inn.)
25+ Hits in a Game (271 games)	28, at Towson (4/5/2017 - W, 27-14)
5+ Doubles in a Game (33 games)	5, at Harvard (4/20/2025 - W, 14-13)
6+ Doubles in a Game (115 games)	6, at Columbia (4/2/2023 - G2 - W, 13-8)
7+ Doubles in a Game (285 games)	7, at George Mason (3/12/2017 - W, 9-3)
8+ Doubles in a Game (400 games)	9, at James Madison (3/15/2014 - G1 - L, 15-16)
9+ Doubles in a Game (400 games)	9, at James Madison (3/15/2014 - G1 - L, 15-16)
2+ Triples in a Game (142 games)	3, vs. Dartmouth (4/23/2022 - G1 - W, 12-7)
3+ Triples in a Game (142 games)	3, vs. Dartmouth (4/23/2022 - G1 - W, 12-7)
4+ Triples in a Game (971 games)	4, at Bucknell (3/4/2000 - G2 - W, 8-6)
3+ Home Runs in a Game (28 games)	6, vs. Princeton (5/3/2025 - G1 - W, 15-1)
4+ Home Runs in a Game (28 games)	6, vs. Princeton (5/3/2025 - G1 - W, 15-1)
5+ Home Runs in a Game (28 games)	6, vs. Princeton (5/3/2025 - G1 - W, 15-1)
6+ Home Runs in a Game (28 games)	6, vs. Princeton (5/3/2025 - G1 - W, 15-1)
7+ Home Runs in a Game (82 games)	7, vs. Dartmouth (3/30/2024 - G2 - W, 17-2)
Leadoff Home Run (33 games)	Jakobi Davis, at Harvard (4/20/2025 - W, 14-13)
Back-to-Back Home Runs (28 games)	vs. Princeton (5/3/2025 - G1 - W, 15-1) Kyle Musser (3-run) & Mark Quatrani (solo) - B4
Back-to-Back-to-Back HRs (82 games)	vs. Dartmouth (3/30/2024 - G2 - W, 17-2) Mark Quatrani (grand slam), Matt Barnhorst (solo), Kevin Hager (solo)
Two Grand Slams in a Game (76 games)	at Penn (4/13/2024 - G2 - W, 18-11) Caden Wildman - T7 & T8
Drew 10+ Walks in a Game (36 games)	11, at Binghamton (4/15/2025 - L, 5-8)
Drew 15+ Walks in a Game (1,092 games)	16, at Bucknell (5/1/1996 - G1 - W, 18-3)
Zero Strikeouts in a Game (498 games)	vs. Brown (4/3/2011 - G1 - L, 2-5)
Hit by 3+ Pitches in a Game (4 games)	3, vs. Dartmouth (4/4/2026 - G1 - W, 4-2)
Hit by 4+ Pitches in a Game (16 games)	5, at Fordham (3/8/2026 - L, 11-16)
Hit by 5+ Pitches in a Game (16 games)	5, at Fordham (3/8/2026 - L, 11-16)
Hit by 6+ Pitches in a Game (702 games)	7, at Penn (4/15/2006 - G2 - W, 23-10)
Hit by 7+ Pitches in a Game (702 games)	7, at Penn (4/15/2006 - G2 - W, 23-10)
4+ Stolen Bases in a Game (8 games)	4, vs. Harvard (3/29/2026 - G2 - W, 9-4)
5+ Stolen Bases in a Game (28 games)	5, vs. Princeton (5/3/2025 - G1 - W, 15-1)
6+ Stolen Bases in a Game (164 games)	7, at Coppin State (3/5/2022 - G2 - W, 14-5)
7+ Stolen Bases in a Game (164 games)	7, at Coppin State (3/5/2022 - G2 - W, 14-5)
8+ Stolen Bases in a Game (401 games)	9, at George Washington (3/9/2014 - G2 - W, 8-1)
9+ Stolen Bases in a Game (401 games)	9, at George Washington (3/9/2014 - G2 - W, 8-1)
10+ Stolen Bases in a Game (2,487 games)	10, vs. Sampson AFB (6/2/1952 - W, 8-3)

### A CORNELL PITCHING STAFF...

Threw No-Hitter (476 games)	Connor Kaufmann, vs. Dartmouth (4/1/2012 - W, 2-0)
Threw Combined No-Hitter (1,394 games)	Kerry Brooks (3 inn.), Rob Wilson (3 inn.), & Doug Petillo (1 inn.), vs. Rochester (4/5/1989 - G1 - W, 2-1)
Threw Perfect Game (1,925 games)	Gary Gronowski, vs. Oneonta (5/11/1976 - W, 1-0)
Held Opponent to One Hit (17 games)	at Fordham (3/7/2026 - G2 - W, 3-1)
Held Opponent to One Hit at Home (80 games)	vs. Princeton (4/30/2017 - W, 13-1)
Held Opponent to One Hit on Road (11 games)	at Fordham (3/7/2026 - G2 - W, 3-1)
Shutout Opponent (135 games)	at Brown (5/7/22 - G2 - W, 3-0)
Shutout in Ivy League Game (62 games)	at Brown (5/7/22 - G2 - W, 3-0)
Posted Consecutive Shutouts (1,496 games)	vs. Oneonta (5/2/1986 - G1 - W, 4-0 - 7 inn.) vs. Oneonta (5/2/1986 - G2 - W, 5-0 - 7 inn.)
Struck out 10+ Batters (2 games)	10, at Penn (4/11/2026 - G1 - L, 3-7)
Struck out 11+ Batters (7 games)	12, vs. Harvard (3/30/2026 - L, 3-16)
Struck out 12+ Batters (7 games)	12, vs. Harvard (3/30/2026 - L, 3-16)
Struck out 13+ Batters (24 games)	15, vs. Boston College (2/20/2026 - L, 1-9)
Struck out 14+ Batters (24 games)	15, vs. Boston College (2/20/2026 - L, 1-9)
Struck out 15+ Batters (24 games)	15, vs. Boston College (2/20/2026 - L, 1-9)
Struck out 16+ Batters (578 games)	18, at Princeton (4/29/2009 - W, 9-0)
Struck out 17+ Batters (578 games)	18, at Princeton (4/29/2009 - W, 9-0)
Struck out 18+ Batters (578 games)	18, at Princeton (4/29/2009 - W, 9-0)

### A CORNELL PITCHING STAFF ALLOWED...

10+ Runs in a Game (1 game)	14, at Penn (4/11/2026 - G2 - L, 5-14)
15+ Runs in a Game (3 games)	15, vs. Dartmouth (4/4/2026 - G2 - L, 0-15)
20+ Runs in a Game (90 games)	20, at Georgetown (3/10/2024 - G2 - L, 0-20)
25+ Runs in a Game (803 games)	31, at UC Santa Barbara (3/25/2004 - L, 3-31)
30+ Runs in a Game (803 games)	31, at UC Santa Barbara (3/25/2004 - L, 3-31)
5+ Runs in an Inning (2 games)	6, at Penn (4/11/2026 - G2 - B1 - L, 5-14)
6+ Runs in an Inning (2 games)	6, at Penn (4/11/2026 - G2 - B1 - L, 5-14)
7+ Runs in an Inning (12 games)	7, at Princeton (3/21/2026 - G1 - B5 - L, 7-13)
8+ Runs in an Inning (16 games)	9, at Fordham (3/8/2026 - B3 - L, 11-16)
9+ Runs in an Inning (16 games)	9, at Fordham (3/8/2026 - B3 - L, 11-16)
10+ Runs in an Inning (91 games)	16, at Georgetown (3/10/2024 - G1 - B2 - L, 6-24)
15+ Runs in an Inning (91 games)	16, at Georgetown (3/10/2024 - G1 - B2 - L, 6-24)

### A CORNELL TEAM DEFENSIVELY...

Committed 4+ Errors (11 games)	4, at Princeton (3/21/2026 - G2 - L, 0-12)
Committed 5+ Errors (16 games)	6, at Fordham (3/8/2026 - L, 11-16)
Committed 6+ Errors (16 games)	6, at Fordham (3/8/2026 - L, 11-16)
Committed 7+ Errors (1,067 games)	7, at Le Moyne (4/15/1997 - L, 8-14)
Committed 8+ Errors (1,127 games)	8, at Pacific (3/20/1996 - L, 7-18)
Committed 9+ Errors (1,267 games)	10, vs. Le Moyne (4/8/1992 - G1 - L, 3-19)
Committed 10+ Errors (1,267 games)	10, vs. Le Moyne (4/8/1992 - G1 - L, 3-19)
Turned 3+ Double Plays (37 games)	3, vs. Penn (4/14/2025 - L, 1-16)
Turned 4+ Double Plays (503 games)	4, vs. Penn (4/24/2011 - G2 - L, 2-10)
No Errors in 3+ Straight Games (3 games)	4 games (3/31/2026 - Present)
No Errors in 4+ Straight Games (3 games)	4 games (3/31/2026 - Present)

### A CORNELL TEAM...

Played to a Tie (233 games)	vs. Binghamton (4/10/2018 - T, 9-9 - 9.5 inn. - darkness)
Won in Extra Innings (48 games)	at Yale (3/22/2025 - G1 - W, 13-12 - 10 inn.)
Lost in Extra Innings (23 games)	at Northwestern (2/21/2026 - L, 5-6 - 11 inn.)
Consecutive Extra-Inning Games (245 games)	at Fordham (3/17/2018 - L, 3-4 - 10 inn.; W, 4-3 - 10 inn.)
Played 11-Plus Innings (23 games)	vs. Northwestern (2/21/2026 - L, 5-6 - 11 inn.)
Played 12-Plus Innings (362 games)	vs. LIU Brooklyn (3/13/2015 - L, 4-5 - 12 inn.)
Played 13-Plus Innings (370 games)	at Princeton (4/27/2014 - G2 - W, 4-2 - 14 inn.)
Played 14-Plus Innings (370 games)	at Princeton (4/27/2014 - G2 - W, 4-2 - 14 inn.)
Played a Top-25 Team (57 games)	at #17 Duke (2/23/2025 - L, 1-18)
Defeated a Top-25 Team (59 games)	at #17 Duke (2/22/2025 - W, 11-8)
Swept Doubleheader (9 DHs)	vs. Brown (3/29/2025 - W, 9-6; W, 13-10 - 7 inn.)
Swept 3-Game Series (21 series)	vs. Dartmouth (3/30/2024 - 3/31/2024)
Swept 3-Game Ivy Series (16 series)	vs. Dartmouth (3/30/2024 - 3/31/2024)
Swept 4-Game Series (25 series)	at Maryland Eastern Shore (3/2/2012 - 3/4/2012)
Swept in Doubleheader (0 DHs)	at Penn (4/11/2026 - L, 3-7; L, 5-14)
Swept in 3-Game Series (0 series)	at Penn (4/11/2026 - 4/12/2026)
Swept in 3-Game Ivy Series (0 series)	at Penn (4/11/2026 - 4/12/2026)
Swept in 4-Game Series (9 series)	at Columbia (4/18/2015 - 4/19/2015)

*Shaded row denotes occurred during 2026 season*

## THE LAST TIME...

### A CORNELL INDIVIDUAL...

Scored 4+ Runs in a Game (55 games)	4, Caden Wildman, at UMBC (3/1/2025 - G2 - W, 16-13 - 7 inn.)
Scored 5+ Runs in a Game (271 games)	5, Will Simoneit, at Towson (4/5/2017 - W, 24-17)
Recorded 4+ Hits in a Game (16 games)	5, Mason Barela, at Fordham (3/8/2026 - L, 11-16)
Recorded 5+ Hits in a Game (16 games)	5, Mason Barela, at Fordham (3/8/2026 - L, 11-16)
Recorded 6+ Hits in a Game (271 games)	6, Trey Baur, at Towson (4/5/2017 - W, 24-17)
Recorded 2+ Doubles in a Game (2 games)	2, Mason Barela, at Penn (4/11/2026 - G1 - L, 3-7)
Recorded 3+ Doubles in a Game (153 games)	3, Max Jensen, vs. Yale (4/2/2022 - G2 - W, 12-9)
Recorded 2+ Triples in a Game (142 games)	2, Sam Kaplan, vs. Dartmouth (4/23/2022 - G1 - W, 12-7)
Recorded 3+ Triples in a Game (1,802 games)	3, Steve Caputi, vs. SUNY Cortland (4/30/1979 - W, 15-11)
Hit 2+ Home Runs in a Game (6 games)	2, Kevin Hager, at Army (3/31/2026 - L, 6-12)
Hit 3+ Home Runs in a Game (292 games)	3, Dale Wickham, vs. Princeton (4/30/2016 - G1 - W, 4-3)
Hit a Grand Slam in a Game (16 games)	TJ Swidorski, at Fordham (3/8/2026 - L, 11-16)
Hit 2+ Grand Slams in a Game (76 games)	Caden Wildman, at Penn (4/13/2024 - G2 - W, 18-11)
Recorded 5+ RBI in a Game (44 games)	5, Mark Quatrani, vs. Brown (3/29/2025 - G1 - W, 9-6)
Recorded 6+ RBI in a Game (50 games)	8, Ryan Porter, at Towson (3/15/2025 - G2 - W, 18-7 - 8 inn.)
Recorded 7+ RBI in a Game (50 games)	8, Ryan Porter, at Towson (3/15/2025 - G2 - W, 18-7 - 8 inn.)
Recorded 8+ RBI in a Game (50 games)	8, Ryan Porter, at Towson (3/15/2025 - G2 - W, 18-7 - 8 inn.)
Drew 3+ Walks in a Game (15 games)	3, Caden Wildman, at VMI (3/14/2026 - G1 - W, 7-4)
Drew 4+ Walks in a Game (214 games)	4, Justin Taylor, at Baylor (2/23/2019 - L, 3-10)
Drew 5+ Walks in a Game (1,821 games)	5, Steve Caputi, at Hawai'i-Hilo (3/21/1979 - W, 9-8)
Stole 2+ Bases in a Game (0 games)	2, Luke Johnson, at Penn (4/12/2026 - L, 5-6)
Stole 3+ Bases in a Game (8 games)	3, Luke Johnson, vs. Harvard (3/29/2026 - G2 - W, 9-4)
Stole 4+ Bases in a Game (401 games)	6, Tom D'Alessandro, at George Washington (3/9/2014 - G2 - W, 8-1)
Stole 5+ Bases in a Game (401 games)	6, Tom D'Alessandro, at George Washington (3/9/2014 - G2 - W, 8-1)
Stole 6+ Bases in a Game (401 games)	6, Tom D'Alessandro, at George Washington (3/9/2014 - G2 - W, 8-1)
Hit by 2+ Pitches in a Game (4 games)	2, Jake Hower, vs. Dartmouth (4/4/2026 - G1 - W, 4-2)
Hit by 3+ Pitches in a Game (631 games)	3, Mickey Brodsky, vs. Harvard (4/8/2008 - G2 - L, 1-2)
Recorded Walk-Off Win (73 games)	John Quinlan (two-run double), vs. Yale (4/20/2024 - W, 10-9 - 10 inn.)
Recorded Walk-Off Home Run (182 games)	Will Simoneit (3-run), vs. Penn (4/28/2019 - W, 8-7)
Lost Game on Walk-Off (0 games)	Nick Spaventa (RBI single), at Penn (4/12/2026 - L, 5-6)
Lost Game on Walk-Off Home Run (13 games)	Bradley Garner (3-run HR), at VMI (3/15/2026 - L, 4-7)
Recorded 10-Game Hit Streak	10 games, John Quinlan (2025)
Recorded 15-Game Hit Streak	20 games, Max Jensen (2024-25)
Recorded 20-Game Hit Streak	20 games, Max Jensen (2024-25)
Recorded 15-Game On-Base Streak	20 games, Kevin Hager (2025-26) 19 games, Owen Carlson (2025-26)
Recorded 20-Game On-Base Streak	20 games, Kevin Hager (2025-26)
Recorded 30-Game On-Base Streak	35 games, John Quinlan (2024-25)
Recorded 40-Game On-Base Streak	42 games, Nathan Waugh (2023-24)

### A CORNELL PITCHER...

Threw 7-Inning No-Hitter (476 games)	Connor Kaufmann, vs. Dartmouth (4/1/2012 - W, 2-0)
Threw 9-Inning No-Hitter (2,210 games)	Larry Rafalski, vs. Hartwick (4/25/1968 - W, 7-0)
Threw Perfect Game (1,925 games)	Gary Gronowski, vs. Oneonta (5/11/1976 - W, 1-0) - 7-inning game
Threw 7-Inning Complete Game (261 games)	Tim Willittes, vs. Penn (4/22/2017 - G1 - L, 0-5)
Threw 7-Inning Complete Game Shutout (332 games)	Brian McAfee, vs. Princeton (4/26/2015 - G1 - W, 10-0)
Threw 9-Inning Complete Game (135 games)	Luke Yacinich, at Brown (5/7/2022 - G1 - W, 3-0) - 111 pitches
Threw 9-Inning Complete Game Shutout (135 games)	Luke Yacinich, at Brown (5/7/2022 - G1 - W, 3-0) - 111 pitches
Pitched 3+ Scoreless IP of Relief (4 games)	John Hegarty (3.0 IP), vs. Dartmouth (4/4/2026 - G1 - W, 4-2) - 43 pitches
Pitched 3+ Hitless IP of Relief (10 games)	John Hegarty (3.0 IP), at Princeton (3/22/2026 - W, 6-3) - 34 pitches
Pitched 4+ Scoreless IP of Relief (23 games)	John Hegarty (4.0 IP), vs. Northwestern (2/21/2026 - L, 5-6 - 11 inn.) - 75 pitches
Pitched 4+ Hitless IP of Relief (23 games)	John Hegarty (4.0 IP), vs. Northwestern (2/21/2026 - L, 5-6 - 11 inn.) - 75 pitches
Pitched 5+ Scoreless Innings of Relief (80 games)	Huxley Holcombe (5.0 IP), vs. Harvard (4/6/2024 - W, 6-5) - 64 pitches
Struck out 10+ Batters (289 games)	10, Justin Lewis, at Navy (3/4/2017 - G2 - L, 7-8)
Struck out 11+ Batters (320 games)	13, Tim Willittes, at Bucknell (3/19/2016 - G2 - W, 5-2)
Struck out 12+ Batters (320 games)	13, Tim Willittes, at Bucknell (3/19/2016 - G2 - W, 5-2)
Struck out 13+ Batters (320 games)	13, Tim Willittes, at Bucknell (3/19/2016 - G2 - W, 5-2)
Struck out 14+ Batters (823 games)	15, Chris Schutt, at Columbia (4/19/2003 - G2 - W, 7-1)
Struck out 15+ Batters (823 games)	15, Chris Schutt, at Columbia (4/19/2003 - G2 - W, 7-1)

*Shaded row denotes occurred during 2026 season*

## PLAYER PERFORMANCES

MULTI-HIT GAMES	2026	REC	CAREER	REC
Ashkinos	—	0-0	6	5-1
Barclay	2	0-2	2	0-2
Barela	6	1-5	6	1-5
Beaulieu	1	1-0	1	1-0
Callaway	—	0-0	—	0-0
Carlson	8	3-5	19	8-11
Dillon	—	0-0	—	0-0
Hager	8	2-6	21	9-12
Hower	6	2-4	6	2-4
L. Johnson	7	3-4	15	8-7
Lopez	—	0-0	—	0-0
Marko	—	0-0	—	0-0
Shin	1	0-1	1	0-1
Swidorski	6	3-3	16	5-11
Urofsky	—	0-0	—	0-0
Walters	—	0-0	—	0-0
Wildman	5	1-4	22	12-10

MULTI-RBI GAMES	2026	REC	CAREER	REC
Ashkinos	—	0-0	3	1-2
Barclay	—	0-0	—	0-0
Barela	1	1-0	3	1-2
Beaulieu	2	1-1	2	1-1
Callaway	—	0-0	—	0-0
Carlson	3	1-2	4	2-2
Dillon	—	0-0	—	0-0
Hager	2	0-2	9	5-4
Hower	4	1-3	4	1-3
L. Johnson	2	1-1	7	4-3
Lopez	1	0-1	1	0-1
Marko	—	0-0	—	0-0
Shin	1	1-0	1	1-0
Swidorski	4	3-1	10	6-4
Urofsky	—	0-0	—	0-0
Walters	—	0-0	—	0-0
Wildman	3	2-1	12	9-3

QUALITY STARTS	2026	REC	CAREER	REC
Biben	—	0-0	—	0-0
Foster	—	0-0	—	0-0
Gerfen	—	0-0	—	0-0
Hamill	1	1-0	6	5-1
Hegarty	—	0-0	—	0-0
Holcombe	2	1-1	5	3-2
Houghton	—	0-0	—	0-0
Jennewein	—	0-0	—	0-0
B. Johnson	—	0-0	—	0-0
Keene	—	0-0	—	0-0
Keller	—	0-0	5	3-2
Magill	—	0-0	—	0-0
Mayfield	—	0-0	4	1-3
McHugh	—	0-0	—	0-0
Niemiec	—	0-0	—	0-0
Ramos	—	0-0	—	0-0
Shea	—	0-0	—	0-0
Silva	—	0-0	—	0-0
Siwinski	—	0-0	—	0-0
Stoyer	—	0-0	—	0-0
Tight	—	0-0	—	0-0
Van Sice	1	1-0	1	1-0
Yoshida	—	0-0	—	0-0

*NOTE: Records include at previous institution*

## GAME-BY-GAME INFORMATION

DATE	OPPONENT	SCORE/ TIME (ET)	CORNELL				OPPONENT				REC	IVY	POS	GB	WIN	LOSS	SAVE	TIME	ATT.
			R	H	E	LOB	R	H	E	LOB									
2/20	vs. Northwestern	L, 5-13	5	12	1	10	13	14	0	9	0-1	—	—	—	Hliboki (1-1)	<b>Mayfield (0-1)</b>	Bridges (1)	3:31	—
2/20	vs. Boston College	L, 1-9	1	2	3	2	9	14	0	11	0-2	—	—	—	Colarusso (1-0)	<b>Holcombe (0-1)</b>	—	3:14	—
2/22	vs. Northwestern	L, 7-8 (11 inn.)	5	8	0	10	6	8	2	15	0-3	—	—	—	DeLoreto (1-0)	<b>Shea (0-1)</b>	—	3:52	—
2/23	vs. Boston College	L, 6-7	6	6	0	5	7	9	1	5	0-4	—	—	—	Hartsell (1-0)	<b>Keller (0-1)</b>	Kwiatkowski (1)	2:31	—
2/27	at Richmond	L, 6-9	6	13	3	5	9	10	0	7	0-5	—	—	—	Smith (1-1)	<b>Mayfield (0-2)</b>	—	2:40	152
2/28	at Richmond	L, 3-11	3	10	3	5	11	13	2	8	0-6	—	—	—	Giordano (3-0)	<b>Holcombe (0-2)</b>	Topolski (2)	2:46	282
3/1	at Richmond	L, 2-12 (8 inn.)	2	10	1	10	12	14	2	7	0-7	—	—	—	Gruber (2-1)	<b>Hamill (0-1)</b>	—	2:34	215
3/7	at Fordham	L, 2-7	2	8	0	7	7	9	0	7	0-8	—	—	—	Elson (2-1)	<b>Mayfield (0-3)</b>	Cawley (1)	2:34	—
3/7	at Fordham	W, 3-1	3	6	1	4	1	1	1	4	1-8	—	—	—	<b>Hegarty (1-0)</b>	Hanawalt (0-3)	<b>Foster (1)</b>	2:26	468
3/8	at Fordham	L, 11-16	11	19	6	12	16	11	1	9	1-9	—	—	—	Kapica (2-1)	<b>Shea (0-2)</b>	—	3:22	322
3/14	at VMI	W, 7-4	7	11	1	7	4	6	1	4	2-9	—	—	—	<b>Mayfield (1-3)</b>	Dhein (2-1)	<b>Foster (2)</b>	3:00	256
3/14	at VMI	L, 0-8	0	4	3	9	8	5	0	12	2-10	—	—	—	Dhein (2-1)	<b>Holcombe (0-3)</b>	—	3:02	256
3/15	at VMI	L, 4-7	4	12	0	9	7	8	0	6	2-11	—	—	—	Baker (4-0)	<b>Foster (0-1)</b>	—	2:49	301
3/21	at Princeton	L, 7-13	7	9	1	10	13	15	1	7	2-12	0-1	T-5th	-1.0	Kim (1-2)	<b>Mayfield (1-4)</b>	—	2:56	155
3/21	at Princeton	L, 0-12	0	3	4	8	12	13	1	6	2-13	0-2	T-7th	-2.0	Beasley (2-0)	<b>Holcombe (0-4)</b>	Eaton (1)	2:45	155
3/22	at Princeton	W, 6-3	6	8	1	7	3	6	0	7	3-13	1-2	T-5th	-2.0	<b>Hegarty (2-0)</b>	Penney (0-3)	<b>Foster (3)</b>	2:44	224
<b>3/29</b>	<b>HARVARD</b>	<b>L, 1-2</b>	1	4	0	6	2	2	0	4	3-14	1-3	T-6th	-3.0	Colasante (2-4)	<b>Yoshida (0-1)</b>	Gable (2)	2:21	174
<b>3/29</b>	<b>HARVARD</b>	<b>W, 9-4</b>	9	7	1	5	4	8	3	7	4-14	2-3	T-5th	-2.5	<b>Van Sice (1-0)</b>	Alagheband (0-2)	—	2:30	229
<b>3/30</b>	<b>HARVARD</b>	<b>L, 3-16</b>	3	9	2	10	16	13	0	7	4-15	2-4	T-6th	-3.0	Abler (1-2)	<b>Hamill (0-2)</b>	McHugh (1)	3:00	128
3/31	at Army	L, 6-12	6	13	0	7	12	11	1	13	4-16	2-4	T-6th	-3.0	Donecea (2-0)	<b>Keller (0-2)</b>	Delph (1)	3:06	502
<b>4/3</b>	<b>DARTMOUTH</b>	<b>W, 8-1</b>	8	14	0	7	1	6	0	7	5-16	3-4	T-5th	-2.5	<b>Holcombe (1-4)</b>	Dumsky (0-3)	<b>Yoshida (1)</b>	2:30	138
<b>4/4</b>	<b>DARTMOUTH</b>	<b>W, 4-2</b>	4	7	0	6	2	5	1	4	6-16	4-4	T-4th	-2.0	<b>Hegarty (3-0)</b>	Isler (0-3)	—	2:15	162
<b>4/4</b>	<b>DARTMOUTH</b>	<b>L, 0-15</b>	0	1	0	4	15	14	1	12	6-17	4-5	T-5th	-3.0	Kugler (2-0)	<b>Van Sice (1-1)</b>	—	3:20	208
4/11	at Penn	L, 3-7	3	7	1	9	7	10	0	10	6-18	4-6	T-5th	-3.0	Coyne (4-3)	<b>Holcombe (1-5)</b>	—	3:02	229
4/11	at Penn	L, 5-14	5	10	3	9	14	14	2	12	6-19	4-7	T-6th	-4.0	Moss (3-1)	<b>Van Sice (1-2)</b>	—	2:58	353
4/12	at Penn	L, 5-6	5	10	0	9	6	6	0	8	6-20	4-8	T-6th	-5.0	Shurtleff (4-2)	<b>Foster (0-2)</b>	—	2:50	352
<b>4/14</b>	<b>BINGHAMTON</b>	<b>3:30 p.m.</b>																	
<b>4/18</b>	<b>YALE</b>	<b>11:30 a.m.</b>																	
<b>4/18</b>	<b>YALE</b>	<b>2:30 p.m.</b>																	
<b>4/19</b>	<b>YALE</b>	<b>12 p.m.</b>																	
4/21	at Binghamton	6:30 p.m.																	
4/25	at Brown	11:30 a.m.																	
4/25	at Brown	2:30 p.m.																	
4/26	at Brown	12 p.m.																	
<b>4/28</b>	<b>BUCKNELL</b>	<b>3:30 p.m.</b>																	
<b>5/2</b>	<b>COLUMBIA</b>	<b>11:30 a.m.</b>																	
<b>5/2</b>	<b>COLUMBIA</b>	<b>2:30 p.m.</b>																	
<b>5/3</b>	<b>COLUMBIA</b>	<b>12 p.m.</b>																	
5/5	at Binghamton	6:30 p.m.																	

2026 CORNELL BASEBALL TV / PHOTO ROSTER



**1**  
**CADEN CALLAWAY**  
INF/OF • R/R • Fr.  
Kingwood, Texas



**2**  
**MASON BARELA**  
C/INF • R/R • So.  
Jupiter, Fla.




**3**  
**ETHAN VAN SICE**  
RHP • R/R • Jr.  
Arlington, Va.




**4**  
**CADEN WIDMAN**  
OF • R/R • Sr.  
Woodbury, Minn.



**5**  
**TYLER BEAULIEU**  
OF • R/R • So.  
Berwyn, Pa.



**6**  
**ETHAN MCHUGH**  
RHP • R/R • Sr.  
Lebanon, N.J.



**7**  
**LUKE JOHNSON**  
INF • R/R • Jr.  
Coto de Caza, Calif.



**8**  
**RYAN DILLON**  
C • R/R • So.  
Marlborough, Mass.



**9**  
**GRAHAM BIBEN**  
RHP • R/R • Jr.  
New York, N.Y.



**11**  
**MATTHEW WALTERS**  
OF • R/R • Sr.  
Granbury, Texas



**12**  
**SAM KEENE**  
LHP • L/L • So.  
Cohasset, Mass.



**13**  
**ETHAN HAMILL**  
RHP • R/R • Sr.  
Chester, Va.



**14**  
**KEVIN HAGER**  
INF • R/R • Jr.  
Berkeley Heights, N.J.



**15**  
**OWEN CARLSON**  
INF • L/R • Jr.  
Los Angeles, Calif.



**16**  
**NOAH KELLER**  
LHP • L/L • Sr.  
Goodrich, Mich.



**17**  
**GUS MAGILL**  
RHP • R/R • So.  
New York, N.Y.



**18**  
**TJ SWIDORSKI**  
INF • R/R • Sr.  
Woodbury, Minn.



**19**  
**BRAEDEN JOHNSON**  
LHP • L/L • So.  
Unadilla, N.Y.



**20**  
**TRENT LOPEZ**  
OF • R/R • Fr.  
Chevy Chase, Md.



**21**  
**JOHN GERFEN**  
LHP • R/L • Sr.  
Brewster, N.Y.



**22**  
**JOHN HEGARTY**  
RHP • L/R • So.  
Needham, Mass.



**23**  
**JAYDEN SHIN**  
INF • L/R • So.  
Pennington, N.J.



**25**  
**BECK UROFSKY**  
INF • R/R • Sr.  
Silver Spring, Md.



**26**  
**AIDEN BARCLAY**  
INF/OF • R/R • Fr.  
Dover, Mass.



**28**  
**MAX FOSTER**  
RHP • R/R • Jr.  
Bethel, Conn.



**29**  
**WILL SIWINSKI**  
LHP • L/L • So.  
San Francisco, Calif.



**30**  
**ANDREW HOUGHTON**  
LHP • L/L • Jr.  
Portsmouth, N.H.



**31**  
**CONNOR NIEMIEC**  
RHP • R/R • Fr.  
Westfield, Mass.



**32**  
**CARSON MAYFIELD**  
RHP • R/R • Sr.  
Annandale, Va.



**33**  
**TONY SILVA**  
RHP • R/R • Fr.  
Danvers, Mass.



**34**  
**ROSS YOSHIDA**  
RHP • R/R • Fr.  
Orchard Park, N.Y.



**35**  
**ALEX STOYER**  
RHP • R/R • Fr.  
Stewart Manor, N.Y.



**36**  
**NATHANIEL JENNEW EIN**  
LHP • R/L • Jr.  
Tampa, Fla.



**37**  
**HUXLEY HOLCOMBE**  
LHP • L/L • Jr.  
Worcester, Mass.



**40**  
**JAKE HOWER**  
OF • R/R • Fr.  
Erie, Pa.



**41**  
**JACKSON MARKO**  
C • R/R • Sr.  
Syracuse, N.Y.



**42**  
**JOSH SHEA**  
RHP • R/R • Sr.  
Cortlandt Manor, N.Y.



**43**  
**MICHAEL TIGHT**  
RHP • R/R • Fr.  
Lighthouse Point, Fla.



**44**  
**TROY ASHKINOS**  
OF • R/R • So.  
New York, N.Y.



**45**  
**TAVIAN RAMOS**  
RHP • R/R • So.  
Neenah, Wis.



**24**  
**DAN PEPICELLI**  
Head Coach  
11th season




**27**  
**JOHN TOPPA**  
Assistant Coach  
5th season



**38**  
**KYLE CANAVALLY**  
Assistant Coach  
1st season



**39**  
**McGWIRE TUFFY**  
Assistant Coach  
1st season



**GRACE DeSTEFANO**  
Athletic Trainer  
4th season



**CHRIS VAN ALSTYNE**  
Strength & Conditioning  
2nd season