

CORNELL BIG RED

2026 BASEBALL GAME NOTES

6 IVY LEAGUE REGULAR-SEASON CHAMPIONSHIPS | 7 ALL-AMERICANS | 60 FIRST TEAM ALL-IVY SELECTIONS

2026 SCHEDULE

CU Rk	Opp Rk	Opponent ^(TV)	Time / Result
FEBRUARY (0-6)			
HUB CITY INVITATIONAL (Spartanburg, S.C.)			
20	—	vs. Northwestern (DH)	L, 5-13
20	—	vs. Boston College (DH)	L, 1-9
21	—	vs. Northwestern	L, 5-6 (11 inn.)
22	—	vs. Boston College	L, 6-7
27	—	at Richmond	L, 6-9
28	—	at Richmond	L, 3-11
MARCH (4-10, 2-4 IVY)			
1	—	at Richmond	L, 2-12 (8 inn.)
7	—	at Fordham (DH)	L, 2-7
7	—	at Fordham (DH)	W, 3-1
8	—	at Fordham	L, 11-16
14	—	at VMI (DH)	W, 7-4
14	—	at VMI (DH)	L, 0-8
15	—	at VMI	L, 4-7
21	—	at Princeton* (DH)	L, 7-13
21	—	at Princeton* (DH)	L, 0-12
22	—	at Princeton*	W, 6-3
29	—	HARVARD* (DH)	L, 1-2
29	—	HARVARD* (DH)	W, 9-4
30	—	HARVARD*	L, 3-16
31	—	at Army	L, 6-12
APRIL (2-1, 2-1 IVY)			
3	—	DARTMOUTH*	W, 8-1
4	—	DARTMOUTH* (DH)	W, 4-2
4	—	DARTMOUTH* (DH)	L, 0-15
11	—	at Penn* (DH) ^(ESPN+)	11:30 a.m.
11	—	at Penn* (DH) ^(ESPN+)	2:30 p.m.
12	—	at Penn* ^(ESPN+)	12 p.m.
14	—	BINGHAMTON ^(ESPN+)	3:30 p.m.
18	—	YALE* (DH) ^(ESPN+)	11:30 a.m.
18	—	YALE* (DH) ^(ESPN+)	2:30 p.m.
19	—	YALE* ^(ESPN+)	12 p.m.
21	—	at Binghamton ^(ESPN+)	6:30 p.m.
25	—	at Brown* (DH) ^(ESPN+)	11:30 a.m.
25	—	at Brown* (DH) ^(ESPN+)	2:30 p.m.
26	—	at Brown* ^(ESPN+)	12 p.m.
28	—	BUCKNELL ^(ESPN+)	3:30 p.m.
MAY			
2	—	COLUMBIA* (DH) ^(ESPN+)	11:30 a.m.
2	—	COLUMBIA* (DH) ^(ESPN+)	2:30 p.m.
3	—	COLUMBIA* (DH) ^(ESPN+)	12 p.m.
5	—	at Binghamton ^(ESPN+)	6:30 p.m.

All game times Eastern, subject to change
* - Denotes Ivy League contest
Bold Red CAPS denotes home game



MEDIA CONTACT

MARSHALL HAIM

Assistant Director of Athletic Communications

✉ mh2348@cornell.edu

☎ (716) 465-4945 (mobile)

THE MATCHUP



CORNELL BIG RED

Overall Record: 6-17 (.261)

Ivy League Record: 4-5 (.444)

Head Coach: Dan Pepicelli

Cornell Record: 119-206-1 (.367) | 10th season

Career Record: 340-383-3 (.470) | 22nd season



PENN QUAKERS

Overall Record: 11-15 (.423)

Ivy League Record: 5-4 (.556)

Head Coach: John Yurkow

Penn Record: 259-223-1 (.537) | 14th season

Career Record: Same as above

WEEKEND INFORMATION

SATURDAY (DH)



Play-by-Play: Cory Nidoh

Stats: cornellbigred.com

FORECASTS

☀️ 63° 🌄 7:35

Temperature: 68° high | 42° low

Forecast: Sunny

Winds: NNW 10-15 mph



Play-by-Play: Cory Nidoh

Stats: cornellbigred.com

☀️ 66° 🌄 7:35

Temperature: 68° high | 42° low

Forecast: Sunny

Winds: NNW 10-15 mph

SUNDAY



Play-by-Play: Cory Nidoh

Stats: cornellbigred.com

FORECAST

☁️ 59° 🌄 7:36

Temperature: 64° high | 52° low

Forecast: Partly → Mostly cloudy

Winds: SE 10-15 mph

PROBABLE STARTING PITCHERS

LHP Huxley Holcombe (1-4, 4.13)

RHP Connor Darling (1-1, 5.84)

RHP Ethan Van Sice (1-1, 8.47)

LHP Ben Moulin (1-2, 4.30)

RHP Ethan Hamill (0-2, 6.18)

RHP Nick Newburn (0-1, 6.14)

FIRST PITCH

► Coming off its first series win of the season last weekend, the Cornell baseball team (6-17, 4-5 Ivy League) looks to carry that momentum into this weekend's series in Philadelphia against Penn (10-15, 5-4 Ivy League).

► This weekend's series from Tommy Lasorda Field at Meiklejohn Stadium begins Saturday, April 11, with a doubleheader at 11:30 a.m. before concluding Sunday, April 12, at 1 p.m. All three games will stream live on ESPN+ with Cory Nidoh providing play-by-play.

► The Big Red will be looking to register consecutive series victories for the first time since sweeping three straight series — at Towson (March 15-16), at Yale (March 22-23) and home against Brown (March 28-29) — last season.

WEEKEND REWIND

► Cornell secured its first series win of 2026 last weekend, defeating Dartmouth in the first two games of the set, 8-1 on Friday and taking the first game of a Saturday doubleheader, 4-2. The Big Green prevented being swept with a resounding 15-0 victory in the nightcap.

► The opening-game victory gave the Big Red its first series win since closing out a three-game series against Brown with a doubleheader sweep on March 29, 2025.

► Senior infielder **TJ SWIDORSKI** (3-for-3, 2 doubles, 3 RBI) led the Big Red offense in the series opener, equaling his single-game highs in both categories. Sophomore infielder **JAYDEN SHIN** hit his first collegiate home run, a three-run blast in the Xth inning, as part of the six unanswered runs scored by Cornell. Junior left-handed pitcher **HUXLEY HOLCOMBE** (6.0IP, 4H, 1R/ER, 2BB, 4K) earned his first win of the season while registering his second consecutive quality start. Freshman right-handed pitcher **ROSS YOSHIDA** tossed 3.0 scoreless IP (2H, 3K) to earn his first collegiate save.

► Junior infielder **OWEN CARLSON** helped Cornell claim its first series victory last Saturday, hitting a go-ahead RBI single in the seventh inning as the Big Red defeated Dartmouth 4-2 in the opener of last Saturday's doubleheader. Sophomore right-handed pitcher **JOHN HEGARTY** faced one over the minimum in 3.0 scoreless IP (1H, 4K) to earn his third victory of the season. Senior right-handed pitcher **ETHAN HAMILL** rebounded from a difficult outing against Harvard on March 30 — in which he allowed seven runs in 1.2IP — to limit Dartmouth to 2R on 4H across 6.0IP.

► Dartmouth pitchers Nate Kugler and Kyle Klaric-Schell combined to one-hit Cornell in the nightcap, as the Big Green prevented a sweep with a 15-0 victory. Kugler limited Cornell's offense — which had combined for 21 hits in the first two games of the series — to just 1H across 7.0 scoreless innings (2BB, 5K). After allowing a first-inning single to junior shortstop **KEVIN HAGER**, Kugler retired 19 of his next 21 batters, including the final 11 after issuing a one-out walk in the fourth to Carlson. Klaric-Schell followed with 2.0 scoreless IP.

2026 CORNELL BASEBALL ROSTER

#	NAME	POS	B/T	HT	WT	YR	HOMETOWN / HIGH SCHOOL (PREVIOUS SCHOOL)
1	Caden Callaway	INF/OF	R/R	5-7	182	Fr.	Kingwood, Texas / Kingwood HS
2	Mason Barela	C/INF	R/R	5-8	202	So.	Jupiter, Fla. / Jupiter
3	Ethan Van Sice	RHP	R/R	5-9	184	Jr.	Arlington, Va. / Gonzaga College [D.C.]
4	Caden Wildman	OF	R/R	6-3	219	Jr.	Woodbury, Minn. / East Ridge
5	Tyler Beaulieu	OF	R/R	6-1	182	So.	Berwyn, Pa. / Episcopal Academy
6	Ethan McHugh	RHP	R/R	5-9	176	Sr.	Annandale, N.J. / North Hunterdon
7	Luke Johnson	INF	R/R	6-1	197	Jr.	Coto de Caza, Calif. / Santa Margarita Catholic
8	Ryan Dillon	C	R/R	6-1	197	So.	Marlborough, Mass. / Marlborough
9	Graham Biben	RHP	R/R	6-0	204	Jr.	New York, N.Y. / Riverdale Country School
11	Matthew Walters	OF	R/R	5-11	202	Sr.	Granbury, Texas / Granbury
12	Sam Keene	LHP	L/L	6-4	207	So.	Cohasset, Mass. / Boston College HS
13	Ethan Hamill	RHP	R/R	6-3	193	Sr.	Chester, Va. / Thomas Dale
14	Kevin Hager	INF	R/R	6-0	200	Jr.	Berkeley Heights, N.J. / Delbarton School
15	Owen Carlson	INF	L/R	5-11	187	Jr.	Los Angeles, Calif. / Harvard-Westlake School
16	Noah Keller	LHP	L/L	6-1	206	Sr.	Goodrich, Mich. / Goodrich
17	Gus Magill	RHP	R/R	6-0	205	So.	New York, N.Y. / Fordham Preparatory School
18	TJ Swidorski	INF/RHP	R/R	6-0	183	Sr.	Woodbury, Minn. / East Ridge
19	Braeden Johnson	LHP	L/L	6-4	227	So.	Otego, N.Y. / Unatego
20	Trent Lopez	OF	R/R	5-10	191	Fr.	Chevy Chase, Md. / Bethesda-Chevy Chase HS
21	John Gerfen	LHP	R/L	6-0	209	Sr.	Brewster, N.Y. / Brewster
22	John Hegarty	RHP	L/R	6-5	215	So.	Needham, Mass. / St. Mark's School
23	Jayden Shin	INF	L/R	6-2	198	So.	Pennington, N.J. / Hopewell Valley
25	Beck Urofsky	INF	R/R	6-4	225	Sr.	Silver Spring, Md. / Bethesda-Chevy Chase
26	Aiden Barclay	INF/OF	R/R	6-3	218	Fr.	Dover, Mass. / Deerfield Academy
28	Max Foster	RHP	R/R	6-3	211	Jr.	Bethel, Conn. / Bethel
29	Will Siwinski	LHP	R/L	6-3	198	So.	San Francisco, Calif. / St. Ignatius College Prep
30	Andrew Houghton	LHP	L/L	6-3	206	Jr.	Portsmouth, N.H. / Phillips Exeter Academy (UMass)
31	Connor Niemiec	RHP	R/R	6-1	227	Fr.	Westfield, Mass. / Deerfield Academy
32	Carson Mayfield	RHP	R/R	6-5	228	Sr.	Annandale, Va. / Bishop O'Connell
33	Tony Silva	RHP	R/R	6-3	207	Fr.	Danvers, Mass. / The Governor's Academy
34	Ross Yoshida	RHP	R/R	6-0	220	Fr.	Orchard Park, N.Y. / Nichols School
35	Alex Stoyer	RHP	R/R	6-4	225	Fr.	Stewart Manor, N.Y. / Chaminade HS
36	Nathaniel Jennewein	LHP	R/L	5-11	184	Jr.	Tampa, Fla. / T.R. Robinson
37	Huxley Holcombe	LHP	L/L	6-6	193	Jr.	Worcester, Mass. / Worcester Academy
40	Jake Hower	OF	R/R	6-0	198	Fr.	Erie, Pa. / McDowell HS
41	Jackson Marko	C	R/R	5-10	168	Sr.	Syracuse, N.Y. / Christian Brothers Academy
42	Josh Shea	RHP	R/R	5-11	174	Sr.	Cortlandt Manor, N.Y. / Hendrick Hudson
43	Michael Tight	RHP	R/R	6-3	208	Fr.	Lighthouse Point, Fla. / St. Andrew's School
44	Troy Ashkinos	OF/C	R/R	6-3	209	So.	New York, N.Y. / Trinity-Pawling School (Wesleyan)
45	Tavian Ramos	RHP	R/R	6-2	194	So.	Neenah, Wis. / Neenah HS

PITCHERS (23)

3	Ethan Van Sice	R/R	Jr.
6	Ethan McHugh	R/R	Sr.
9	Graham Biben	R/R	Jr.
12	Sam Keene	L/L	So.
13	Ethan Hamill	R/R	Sr.
16	Noah Keller	L/L	Sr.
17	Gus Magill	R/R	So.
19	Braeden Johnson	L/L	So.
21	John Gerfen	R/L	Sr.
22	John Hegarty	L/R	So.
28	Max Foster	R/R	Jr.
29	Will Siwinski	R/L	So.
30	Andrew Houghton	L/L	Jr.
31	Connor Niemiec	R/R	Fr.
32	Carson Mayfield	R/R	Sr.
33	Tony Silva	R/R	Fr.
34	Ross Yoshida	R/R	Fr.
35	Alex Stoyer	R/R	Fr.
36	Nathaniel Jennewein	R/L	Jr.
37	Huxley Holcombe	L/L	Jr.
42	Josh Shea	R/R	Sr.
43	Michael Tight	R/R	Fr.
45	Tavian Ramos	R/R	So.

CATCHERS (3)

2	Mason Barela	R/R	So.
8	Ryan Dillon	R/R	So.
41	Jackson Marko	R/R	Jr.

INFIELDERS (8)

1	Caden Callaway	R/R	Fr.
7	Luke Johnson	R/R	Jr.
14	Kevin Hager	R/R	Jr.
15	Owen Carlson	L/R	Jr.
18	TJ Swidorski	R/R	Sr.
23	Jayden Shin	L/R	So.
25	Beck Urofsky	R/R	Sr.
26	Aiden Barclay	R/R	Fr.

OUTFIELDERS (6)

4	Caden Wildman	R/R	Sr.
5	Tyler Beaulieu	R/R	So.
11	Matthew Walters	R/R	Sr.
20	Trent Lopez	R/R	Fr.
40	Jake Hower	R/R	Fr.
44	Troy Ashkinos	R/R	So.

COACHING AND SUPPORT STAFF

Head Coach:	Dan Pepicelli
Assistant Coach:	John Toppa
Assistant Coach:	Kyle Canavally
Assistant Coach:	McGwire Tuffy
Athletic Trainer:	Grace DeStefano
Strenght & Conditioning:	Chris Van Alstyne

PRUH-NUHN-SEE-AY-SHN GUIDE

1	Caden Callaway	KAY-dehn
2	Mason Barela	buh-REHL-uh
3	Ethan Van Sice	rhymes with slice
4	Caden Wildman	KAY-dehn
5	Tyler Beaulieu	bohl-YUHR
9	Graham Biben	BYE-bin
18	TJ Swidorski	swih-DOR-skee
19	Braeden Johnson	BRAY-dehn
21	John Gerfen	GUR-fehn
22	John Hegarty	HEHG-ur-tee
25	Beck Urofsky	yoo-RAHF-skee
29	Will Siwinski	sih-WIHN-skee
31	Connor Niemiec	NEE-mick
36	Nathaniel Jennewein	JEHN-uh-wine
37	Huxley Holcombe	HUKS-lee HOHL-kuhm
44	Troy Ashkinos	ash-KEE-nohs
45	Tavian Ramos	TAY-vee-un RAH-mohs
HC	Dan Pepicelli	PEP-ih-sell-ee
AC	Kyle Canavally	kan-uh-VAL-ee
AC	John Toppa	TOE-puh
AT	Grace DeStefano	dehs-STEHF-uh-noh

ROSTER BREAKDOWN

BY CLASS

FRESHMAN (9)	SOPHOMORES (11)	JUNIORS (9)	SENIORS (11)
1 Callaway	2 Barela	3 Van Sice	4 Wildman
26 Barclay	5 Beaulieu	7 L. Johnson	6 McHugh
20 Lopez	8 Dillon	9 Biben	11 Walters
31 Niemiec	12 Keene	14 Hager	13 Hamill
33 Silva	17 Magill	15 Carlson	16 Keller
34 Yoshida	19 B. Johnson	28 Foster	18 Swidorski
35 Stoyer	22 Hegarty	30 Houghton	21 Gerfen
40 Hower	23 Shin	36 Jennewein	25 Urofsky
43 Tight	29 Siwinski	37 Holcombe	32 Mayfield
	44 Ashkinos		41 Marko
	45 Ramos		42 Shea

BY STATE

New York	9	Virginia	3	Connecticut	1
Massachusetts	7	Maryland	2	Michigan	1
California	3	Minnesota	2	New Hampshire	1
Florida	3	Pennsylvania	2	Wisconsin	1
New Jersey	3	Texas	2		

THIS WEEKEND'S OPPONENT: PENN QUAKERS

GAMES #24-26 ♦ AWAY GAMES #14-16 ♦ SAT., APRIL 11 - SUN., APRIL 12 ♦ CORNELL AT PENN ♦ 11:30 A.M. (SAT. - DH) & NOON ♦ PHILADELPHIA, PA. ♦ MEIKLEJOHN STADIUM ♦ TV: ESPN+



2026 Season Stats (as of 4/2)	BATTING				PER GAME					PITCHING / FIELDING										
	AVG	OBP	SLG	OPS	RUNS	RK	HITS	RK	HR	RK	ERA	RK	WHIP	RK	SO/9	RK	BB/9	RK	FLD%	RK
Cornell (6-17, 4-5 Ivy League)	.255	.337	.360	.697	4.30	299	8.48	218	0.65	243	7.48	251	1.64	170	8.16	174	4.97	173	.963	234
Penn (11-15, 5-4 Ivy League)	.244	.357	.373	.730	5.23	260	7.77	284	0.62	252	5.26	103	1.56	133	7.43	242	4.12	77	.969	152

NEWS AND NOTES

- ▶ Penn has won the last five meetings against Cornell and enters this weekend third in the Ivy League (5-4).
- ▶ Ryan Taylor leads the Ancient Eight with 18 stolen bases, 12 of which have come over his last eight games.
- ▶ Nick Spaventa (HR in all three games at Columbia) and Marty Coyne (6.1 scoreless, hitless IP) are the reigning Ivy League Player and Pitcher of the Week, respectively.

ON THIS DATE: APRIL 11

- ▶ Saturday will be the Big Red's 46th and 47th all-time games on April 11. Cornell is 14-31 on the date, having won just once in its last 12 games and prevailing three times in its last 14 games on April 11.
- ▶ Cornell will be playing at Penn on April 11 for the third time in program history, joining a 10-1 loss in 1931 and splitting a 1983 twin bill (8-7 win in 8 innings; 5-1 loss in 7 innings).
- ▶ The Big Red's last win on April 11 came in 2009, also against Penn, in a seven-inning 12-5 triumph.

THE SERIES

Overall	Penn leads, 170-129-2
in Ithaca, N.Y.	Penn leads, 80-69
at Booth Field	Penn leads, 5-1
in Philadelphia, Pa.	Penn leads, 87-57-2
at Meiklejohn Stadium	Penn leads, 24-21
Neutral Sites	Series tied, 3-3
Last Meeting	Penn 16, @Cornell 1 (April 14, 2025)

SERIES FACTS (MORE ON PAGE 10)

Overall Streak	L5
Home Streak	L4
Road Streak	W2
Neutral Streak	L2
Last Home Win	11-9 (April 28, 2023)
Last Road Win	11-9 (April 14, 2024)
Last Neutral Win	7-6 (May 19, 2024)
Last Home Loss	1-16 (April 14, 2025)
Last Road Loss	5-6 (April 13, 2024)
Last Neutral Loss	6-12 (May 20, 2024)
Last Home Tie	—
Last Road Tie	4-4 (April 13, 1979)
Last Neutral Tie	—
Largest Winning Margin	+16, (21-5, April 6, 1940)
Largest Losing Margin	-17, (9-26, May 30, 1896)
Most Runs Scored	23, (23-10, April 15, 2006)
Most Runs Allowed	26, (9-26, May 30, 1896)
Fewest Runs Scored	0, (21x), Last: (0-4, April 23, 2017)
Fewest Runs Allowed	0, (18x), Last: (2-0, April 22, 2017)

ON THIS DATE: APRIL 12

- ▶ Sunday is scheduled to be the Big Red's 49th all-time game on April 12. Cornell is 23-24-1 on the date.
- ▶ The Big Red have alternated results in its last seven April 12 games (3-4).
- ▶ Of the previous 48 games on April 12, Cornell has played Penn 14 times (7-7), nine of which have come in Philadelphia.
- ▶ The Big Red have won five of the last seven contests against Penn on April 12. Five of those seven contests have been decided by two runs or less.

NEXT OPPONENT: BINGHAMTON BEARCATS

GAME #27 ♦ HOME GAME #7 ♦ TUE., APRIL 14 ♦ CORNELL VS. BINGHAMTON ♦ 3:30 P.M. ♦ ITHACA, N.Y. ♦ BOOTH FIELD ♦ TV: ESPN+



2026 Season Stats (as of 4/9)	BATTING				PER GAME					PITCHING / FIELDING										
	AVG	OBP	SLG	OPS	RUNS	RK	HITS	RK	HR	RK	ERA	RK	WHIP	RK	SO/9	RK	BB/9	RK	FLD%	RK
Cornell (6-17, 4-5 Ivy League)	.255	.337	.360	.697	4.30	299	8.48	218	0.65	243	7.48	251	1.64	170	8.16	174	4.97	173	.963	234
Binghamton (14-13, 6-3 America East)	.258	.374	.385	.759	6.37	168	8.44	222	0.81	183	6.19	172	1.57	137	8.72	116	4.54	120	.965	220

NEWS AND NOTES

- ▶ Cornell holds a 28-21-1 advantage in the all-time series but has not hosted the Bearcats since a 10-9, 10-inning victory at Hoy Field on April 20, 2022 — each of the last six meetings have been played in Vestal.
- ▶ The Bearcats (14-13, 6-3 America East) are second in the conference entering this weekend's home series against UMBC (16-11, 5-1 AE), who paces the conference.
- ▶ Binghamton is slashing .258/.374/.385 as a team, averaging 6.37 runs and 8.44 hits per game.
- ▶ The Bearcats' 1.92 SO:BB ratio (115th nationally), 8.7 SO/9 (116th) and 4.54 BB/9 (120th) lead all America East programs.
- ▶ Binghamton's 0.81 double plays per game rank second in America East and 52nd nationally.
- ▶ Matt Bolton is Binghamton's only qualifying hitter batting at least .300, leading the team with a .321AVG, .509SLG, 22R, 34H, 21RBI, 7 doubles, 2 triples, 16BB and 10SB. Grant Hunter has a team-leading 6HR.
- ▶ Conner Griffin (1-2, 5.40ERA) paces all Binghamton pitchers with 32K and has held opponents to a .211AVG in 30.0IP. Jackson Mitchell has an America East-best 4SV.

THE SERIES

Overall	Cornell leads, 28-21-1
in Ithaca, N.Y.	Cornell leads, 14-12-1
at Booth Field	First meeting
in Vestal, N.Y.	Cornell leads, 14-9
at Bearcats Baseball Complex	Binghamton leads, 4-3
Neutral Sites	N/A
Last Meeting	@Binghamton 8, Cornell 5 (April 29, 2025)

ON THIS DATE: APRIL 14

- ▶ Tuesday is scheduled to be Cornell's 53rd all-time game on April 14. Cornell is 25-27 on the date and is 9-5 in its last 14.
- ▶ The Big Red have alternated results in each of its last four April 14 games (2-2).
- ▶ Cornell will be playing at home on April 14 in consecutive years for the first time since defeating Ithaca, 6-3, in 1975 and Colgate, 13-6, in 1976. Last year, the Big Red fell to Penn, 16-1.
- ▶ In its last seven home games on April 14, Cornell has won five games.

SERIES FACTS

Overall Streak	L2
Home Streak	W1
Road Streak	L2
Neutral Streak	—
Last Home Win	10-9 (10 inn.) (April 20, 2022)
Last Road Win	13-7 (May 1, 2024)
Last Neutral Win	—
Last Home Loss	4-8 (April 9, 2019)
Last Road Loss	5-8 (5 inn.) (April 29, 2025)
Last Neutral Loss	—
Last Home Tie	5-5 (9.5 inn.) (April 10, 2018)
Last Road Tie	—
Last Neutral Tie	—
Largest Winning Margin	+9, (12-3, April 24, 2018)
Largest Losing Margin	-10, (1-11, May 2, 2018)
Most Runs Scored	13, (2x), Last: (13-7, May 1, 2024)
Most Runs Allowed	13, (2x), Last: (5-13, April 6, 2004)
Fewest Runs Scored	0, (2x), Last: (0-6, April 11, 2023)
Fewest Runs Allowed	0, (2x), Last: (3-0, April 10, 2007)

CORNELL VERSUS THE IVY LEAGUE & EIBL

	MEMBERSHIP	OVERALL RECORD		HOME RECORD		AWAY RECORD		NEUTRAL RECORD		BOOTH FIELD RECORD		IVY / EIBL REGULAR SEASON		IVY / EIBL POSTSEASON			LAST
		RECORD	PCT	RECORD	PCT	RECORD	PCT	RECORD	PCT	RECORD	PCT	RECORD	PCT	RECORD	PCT	STRK	
Brown	1948-Present	65-74-2	.468	37-32-1	.536	26-40	.394	2-2-1	.500	2-1	.667	62-63-1	.496	0-0	—	W2	3-7
Columbia	1930-Present	134-123	.521	79-54	.594	54-69	.439	1-0	1.000	0-3	.000	105-101	.510	1-0	1.000	L1	2-8
Dartmouth	1930-Present	91-105-1	.464	54-45	.545	34-57-1	.375	3-3	.500	5-1	.833	75-85-1	.469	3-3	.500	L1	6-4
Harvard	1933-Present	62-117	.346	30-44	.405	32-71	.311	0-2	.000	3-3	.500	56-97	.366	0-3	.000	L1	5-5
Penn	1930-Present	129-170-2	.432	69-80	.463	57-87-2	.397	3-3	.500	1-5	.167	93-118-1	.441	1-2	.333	L5	3-7
Princeton	1930-Present	104-165-2	.387	56-74-1	.431	47-91-1	.342	1-0	1.000	1-5	.167	87-129-1	.403	2-0	1.000	W1	4-6
Yale	1930-Present	82-113	.421	44-51	.463	38-60	.388	0-2	.000	2-1	.667	69-85	.448	0-1	.000	L1	6-4
Totals vs. current members		667-867-7	.435	369-380-2	.493	288-485-4	.378	10-12-1	.457	14-19	.424	547-678-4	.447	7-9	.438		
Army	1948-92	38-38	.500	18-10	.643	18-27	.400	2-1	.667	0-0	.000	34-28	.548	0-0	.000		
Navy	1948-92	33-50	.398	12-19	.387	21-31	.404	0-0	.000	0-0	.000	17-40	.298	0-0	.000		
Totals vs. all-time members												598-746-4	.445	7-9	.438		

SATURDAY'S GAME ONE PROBABLE STARTING PITCHER



HUXLEY HOLCOMBE 37

2026 STATS: 1-4, 4.13 ERA, 32.2 IP, 14 BB, 31 SO

Height / Weight: 6-6 / 193 lbs.
Hometown: Worcester, Mass.
High School: Worcester Academy

Bats/Throws: L/L
Year: Junior

HOLCOMBE'S CAREER STATS

	W	L	ERA	G	GS	CG	IP	H	R	ER	BB	SO	HR	GDP	WHIP	AVG
2024	2	2	7.78	14	3	0	41.2	48	39	36	30	26	8	2	1.87	.296
2025	3	2	6.90	11	9	0	58.2	65	53	45	28	40	7	5	1.59	.290
2026	1	4	4.13	7	7	0	32.2	27	16	15	14	31	3	1	1.26	.231
TOTALS	6	8	6.50	32	19	0	133.0	140	108	96	72	97	18	8	1.59	.278

NEWS & NOTES ON HOLCOMBE

► **THIS WEEKEND:** Making his eighth start of the season this weekend, along with his 33rd appearance and 20th start (17th consecutive) of collegiate career.

► **NEARING THE CENTURY MARK:** Enters this weekend 3K away from reaching the century mark for punchouts ... would be 46th Cornell pitcher since 1947 to reach the century mark in strikeouts and serve as one of three active Big Red hurlers with 100+K, joining seniors **CARSON MAYFIELD** (139K) and **NOAH KELLER** (115K) ... serve as second Cornell trio with 100+ career K at same time, joining **MICHAEL BYRNE** (123K), **BRIAN McAFEE** (114K) and **NICK BUSTO** (109K) in 2015.

► **LAST TIME OUT:** Recorded his first victory of 2026 following his second consecutive quality start (6.0IP, 1ER), scattering 4H with 2BB and 4K in Big Red's series-opening win against Dartmouth last Friday (4/3) ... after receiving just three runs of support in his first six outings, Cornell provided eight runs for Holcombe during his time on the mound.

► **FOR HOLCOMBE'S SAKE:** After opening the season with a 0-2 record, 7.56 ERA (8.1IP, 7ER) and having opponents hit .378 (14H, 37AB) off him, is 1-2 with 2.96 ERA (24.1IP, 8ER) over his last five outings, posting a 0.99 WHIP (13H, 11BB) and holding opponents to a .163 AVG (13H, 80AB).

► **IVY LEAGUE LEADERS:** Enters this weekend with the eighth-best batting average against among qualified Ivy League pitchers, holding opponents to a .235 AVG (23H, 98 AB) ... 27K are tied with Brown's Drew Nelson for ninth in the Ancient Eight ... 10 of his 27K have been looking, tied with Columbia's Alex Sotiropoulos for third in the Ivy League ... 23H (T-5th), 15R (6th), 14ER (T-7th), 12BB (T-8th) rank among the top 10 fewest by Ivy League pitchers with 1.0IP/game.

► **2025:** Made 11 appearances, nine of which were starts ... 3-1 record with 7.10 ERA (52.0IP, 58H, 47R/41ER, 26BB, 38K) ... three victories led all Cornell pitchers, one ahead of **RYAN PORTER** (2-0) ... posted 3+K in 7 of 9 starts and 8 of 11 outings.

► **PRIOR TO CORNELL:** Received four letters in baseball, aiding Worcester Academy to 2023 CNEPSBL Championship ... two-time CNEPSBL All-Star and two-time CNEPSBL All-League selection (2022 and 2023) ... also received three letters in cross country, which included earning most improved in 2019 at Vermont Academy in Saxtons River, Vt., and lettered once in swimming, nordic skiing and soccer.

STAT BREAKDOWN

HOLCOMBE BY SEGMENT Last 10 Appearances

SPAN	IP	H	ER	ERA	WHIP	AVG
First 5	26.0	34	14	4.85	1.58	.321
► Last 5	24.1	13	8	2.96	0.99	.163
CHANGE	-1.2	-21	-6	-1.89	-0.59	-.158

HOLCOMBE'S 2026 SPLITS

SPLIT	W	L	G	GS	IP	H	R	ER	HR	BB	SO	ERA	AVG
TOTALS	1	4	7	7	32.2	27	16	15	3	14	31	4.13	.231
Home	1	0	2	2	12.0	5	2	2	0	3	11	1.50	.135
Away	0	3	4	4	16.2	15	11	10	3	10	15	5.40	.246
Neutral	0	1	1	1	4.0	7	3	3	0	1	5	6.75	.368
Day	1	4	7	7	32.2	27	16	15	3	14	31	4.13	.231
Night	—	—	—	—	—	—	—	—	—	—	—	—	—
Starter	1	4	7	7	32.2	27	16	15	3	14	31	4.13	.231
Reliever	—	—	—	—	—	—	—	—	—	—	—	—	—

HOLCOMBE'S 2026 SPLITS vs. LHB/RHB

	BF	AB	H	2B	3B	HR	BB	SO	AVG	OBP	SLG	OPS
Total	140	117	27	5	2	3	14	31	.231	.324	.385	.708
vs. LHB	23	19	5	2	0	0	1	3	.263	.333	.368	.702
vs. RHB	117	98	22	3	2	3	13	28	.224	.322	.388	.709

SINGLE-GAME HIGHS & LOWS

	2026	CAREER
6.0, (2x), Last: vs. Dartmouth (4/3)	IP	7.2, at Columbia (4/4/25)
7, (2x), Last: at Richmond (2/28)	H	8, (3x), Last: at Harvard (4/19/25)
5, at Princeton (3/21)	R	10, at Duke (2/23/25)
5, at Princeton (3/21)	ER	10, at Duke (2/23/25)
4, at Princeton (3/21)	BB	5, (3x), Last: at Yale (3/22/25)
7, vs. Harvard (3/29)	SO	7, (2x), Last: vs. Harvard (3/29/26)
1, (3x), Last: at Princeton (3/21)	HR	3, (2x), Last: vs. Columbia (4/28/24)
91, vs. Dartmouth (4/3)	PITCHES	118, at Columbia (4/4/25)
—	CG	—
—	SHO	—
—	WSTREAK	3 games (3/22/25 - 4/4/25)
2 games, (2x), Last: (3/14-3/21)	LSTREAK	3 games (5/3/25 - 2/28/26)

NOTE: Bold denotes active streak

HOLCOMBE VS. PENN

	W-L	ERA	AVG	G	GS	IP	H	R	ER	BB	SO	HR
CAREER	1-1	8.59	.305	4	2	14.2	18	15	14	9	10	1
MKLJHN STAD.	1-0	9.00	.263	1	1	5.0	5	5	5	3	3	1
2025	0-1	10.12	.348	1	1	5.1	8	6	6	2	3	0
LAST APP:	4/26/25 (ND; L, 2-3)	1	1	5.1	8	6	6	2	3	0		
LAST WIN:	4/13/24 (W, 18-11)	1	1	5.0	5	5	5	3	3	1		

► Facing Penn for the fifth time in his career and making his three career start against the Quakers.

► First career start in Ivy League play came at Penn on 4/13/24, where he notched his second consecutive victory after 5.0 scoreless innings of relief against Harvard (5.0IP, 5H, 5R/ER, 3BB, 3K, 1HR, 1HP).

► In lone outing against Penn last season on 4/13/25 at Booth Field, allowed 8H and 6R/ER in 5.1IP with 2BB, 3K, 2 doubles, 1 triple, 3WP and 1HP.

► Is 3-1, 5.60 ERA (35.1IP, 22ER) in nine career games (five starts) against Ivy League contests on the road, which includes having 22BB and 29K.

HOLCOMBE'S 2026 GAME LOG

DATE	VS.	RESULT	DEC	GS	IP	H	R	ER	BB	SO	HR	NP-S	S%	RS	W-L	ERA	AVG	NOTES	
2/20	vs. BC (G2)	L	1-9	L-1	1	4.0	7	3	3	1	5	0	74-45	60.8%	0	0-1	6.75	.368	Ninth time with 3K+ in last 12 outings
2/28	@ RIC	L	3-11	L-2	1	4.1	7	4	4	2	5	1	69-41	59.4%	1	0-2	7.56	.378	First time posting 5K+ in b-2-b outings
FEBRUARY				2	8.1	14	7	7	3	10	1	143-86	60.1%	1	0-2	7.56	.378	10.80 K/9, 3.24 BB/9, 2.04 WHIP	
3/7	@ FOR (G2)	W	3-1	—	1	5.0	1	0	1	4	0	80-48	60.0%	1	0-2	4.72	.283	Retired 15 straight following leadoff 1B	
3/14	@ VMI (G2)	L	0-8	L-3	1	4.1	3	1	1	3	4	1	82-54	65.9%	0	0-3	4.08	.261	Second straight outing with <= 1R all.
3/21	@ PRI (G2)	L	0-12	L-4	1	3.0	4	5	4	2	1	79-46	64.5%	0	0-4	5.66	.275	Allowed season-highs in R, ER & BB	
3/29	HAR (G1)	L	1-2	—	1	6.0	1	1	1	7	0	87-55	63.2%	1	0-4	4.73	.235	Retired first 11 batters, 13 of first 15	
MARCH				4	18.1	9	8	7	9	17	2	328-203	61.9%	2	0-2	3.44	.148	8.35 K/9, 4.42 BB/9, 0.98 WHIP	
4/3	DART	W	8-1	W-1	1	6.0	4	1	1	2	4	0	91-56	61.5%	8	1-4	4.13	.231	Second consecutive quality start
APRIL				1	6.0	4	1	1	2	4	0	91-56	61.5%	8	1-0	1.50	.210	6.00 K/9, 3.00 BB/9, 1.00 WHIP	
TOTALS				7	32.2	27	16	15	14	31	3	539-345	64.0%	11	1-4	4.13	.231	8.54 K/9, 3.86 BB/9, 1.26 WHIP	

SATURDAY'S GAME TWO PROBABLE STARTING PITCHER



ETHAN VAN SICE

2026 STATS: 1-1, 8.47 ERA, 17.0 IP, 14 BB, 17 SO

3

Height / Weight: 5-9 / 184 lbs.
Hometown: Arlington, Va.
High School: Gonzaga College [D.C.]

Bats/Throws: R/R
Year: Junior

VAN SICE'S CAREER STATS

2024	W	L	ERA	G	GS	CG	IP	H	R	ER	BB	SO	HR	GDP	WHIP	AVG
<i>— MISSED SEASON DUE TO INJURY —</i>																
2025	1	0	11.25	6	0	0	8.0	16	11	10	5	5	1	1	2.63	.410
2026	1	1	8.47	7	3	0	17.0	18	20	16	14	17	3	0	1.88	.261
TOTALS	2	1	9.36	13	3	0	25.0	34	31	26	19	22	4	1	2.12	.315

NEWS & NOTES ON VAN SICE

► **THIS WEEKEND:** Van Sice is making his first-ever start in a road Ivy League game this weekend ... his appearance will be the 14th of his collegiate career and serve as his fourth start, all of which have come so far this season.

► **LAST TIME OUT:** Could not escape the second inning as he allowed 4R/ER over 1.0+IP (0H, 4BB, 0K) ... struggled with command, throwing just 13 of his 38 pitches for strikes (34.2 percent).

► **TOUGH TO TOUCH:** Across his last three outings (two starts, one in relief), despite going 1-1 with 5.40 ERA (10.0IP, 6ER), Van Sice has held opponents to a .167AVG, yielding 6H in 36AB.

► **GIVE HIM THE BALL:** In his three starts this season, Van Sice is 1-1 with a 5.73ERA (11.0IP, 7ER) and has held opponents to a .179AVG (7H, 39AB), compared to a 13.50ERA (6.0IP, 9ER), 2.50 WHIP (11H, 4BB) and a .367AVG (11H in 30AB) in four relief outings.

► **2025:** All six of his appearances came out of Big Red's bullpen, totaling 8.0IP ... season-high 2SO in each of last two outings of season at Harvard and vs. Princeton, which included posting first collegiate victory against Harvard ... did not allow a run in first three outings against Yale, Columbia and Penn.

► **2024:** Missed entire season due to injury.

► **PRIOR TO CORNELL:** Played four years of baseball at Gonzaga College in Washington, D.C., where he help aid program to 2022 WCAC Championship and named to the 2023 All-WCAC Team.

STAT BREAKDOWN

VAN SICE BY PITCHING ROLE *This Season*

ROLE	IP	H	ER	ERA	WHIP	AVG
► Starter	11.0	7	7	5.73	1.55	.167
Reliever	6.0	11	9	13.50	2.50	.367
DIFF.	+5.0	-4	-2	-7.77	-0.95	-.200

VAN SICE'S 2026 SPLITS

SPLIT	W	L	G	GS	IP	H	R	ER	HR	BB	SO	ERA	AVG
TOTALS	1	1	7	3	17.0	18	20	16	3	14	17	8.47	.261
Home	1	1	2	2	7.0	4	6	6	0	5	4	7.71	.160
Away	0	0	4	0	6.0	11	13	9	3	4	10	13.50	.367
Neutral	0	0	1	1	4.0	3	1	1	0	5	3	2.25	.214
Day	1	1	7	3	17.0	18	20	16	3	14	17	8.47	.261
Night	—	—	—	—	—	—	—	—	—	—	—	—	—
Starter	1	1	3	3	11.0	7	7	7	0	10	7	5.73	.179
Reliever	0	0	4	0	6.0	11	13	9	3	4	10	13.50	.367

VAN SICE'S 2026 SPLITS vs. LHB/RHB

	BF	AB	H	2B	3B	HR	BB	SO	AVG	OBP	SLG	OPS
Total	89	69	18	3	1	3	14	17	.261	.420	.464	.884
vs. LHB	28	22	6	1	0	1	5	2	.273	.429	.455	.883
vs. RHB	61	47	12	2	1	2	9	15	.255	.417	.468	.885

SINGLE-GAME HIGHS & LOWS

	2026	CAREER
6.0, vs. Harvard (3/29)	IP	6.0, vs. Harvard (3/29)
4, (2x), Last: vs. Harvard (3/29)	H	6, vs. Penn (4/14/25)
6, at Fordham (3/8)	R	6, at Fordham (3/8/26)
4, (2x), Last: vs. Dartmouth (4/4)	ER	4, (3x), Last: at Richmond (2/28/26)
5, vs. Northwestern (2/21)	BB	5, vs. Northwestern (2/21/26)
4, (2x), Last: vs. Harvard (3/29)	SO	4, (2x), Last: vs. Harvard (3/28/26)
1, (3x), Last: at VMI (3/15)	HR	1, (4x), Last: at VMI (3/15/26)
79, vs. Northwestern (2/21)	PITCHES	79, vs. Northwestern (2/22/26)
—	CG	—
—	SHO	—
—	WSTREAK	—
—	LSTREAK	—

NOTE: Bold denotes active streak

VAN SICE VS. PENN

	W-L	ERA	AVG	G	GS	IP	H	R	ER	BB	SO	HR
CAREER	0-0	10.80	.438	2	0	3.1	7	5	4	2	1	0
MKLJHN STAD.	—	—	—	—	—	—	—	—	—	—	—	—
2025	0-0	10.80	.438	2	0	3.1	7	5	4	2	1	0

LAST APP: 4/14/25 (ND; L, 1-16) 1 0 2.1 6 5 4 2 1 0
LAST WIN: N/A

► Facing Penn for the third time in his collegiate career while making his first-ever start against the Quakers.

► Made pair of relief appearances against Penn at Booth Field last year, pitching a scoreless inning in the nightcap of a doubleheader on April 13, 2025 before yielding 5R/4ER on 6H in 2.1IP the following day.

► Is 1-0 with a 6.00 ERA (6.0IP, 4ER) with 0BB and 6K across three previous road conference appearances (all in relief).

► Pitched 3.0 scoreless innings at Princeton on March 21, setting a single-game high with 4K, only to be matched in his next outing at home against Harvard on March 29.

VAN SICE'S 2026 GAME LOG

DATE	VS.	RESULT	DEC	GS	IP	H	R	ER	BB	SO	HR	NP-S	S%	RS	W-L	ERA	AVG	NOTES
2/22	vs. NW	L	5-6	—	1	4.0	3	1	5	3	0	79-44	55.7%	3	0-0	2.25	.214	First career start; CHs in IP, BB & SO
2/28	@ RIC	L	3-11	—	0	1.2	4	4	3	3	1	50-25	50.0%	—	0-0	7.94	.304	Tied single-game high for ER
FEBRUARY				1	5.2	7	5	5	8	6	1	129-69	53.5%	3	0-0	7.94	.304	9.53 K/9, 12.71 BB/9, 2.65 WHIP
3/8	@ FOR	L	11-16	—	0	1.0	3	6	2	0	2	39-19	48.7%	—	0-0	9.45	.333	Allowed single-game high in R
3/15	@ VMI	L	4-7	—	0	0.1	2	3	1	1	1	15-7	46.7%	—	0-0	12.86	.364	Third consecutive game giving up HR
3/21	@ PRI (G1)	L	7-13	—	0	3.0	2	0	0	4	0	57-36	63.2%	—	0-0	9.00	.318	First career outing with 3+IP, 0R
3/29	HAR (G2)	W	9-4	W-1	1	6.0	4	2	2	1	4	78-52	66.7%	7	1-0	6.75	.273	CH in IP (6.0); first career quality start
MARCH				1	10.1	11	11	7	2	11	2	189-114	60.3%	7	1-0	6.10	.256	9.58 K/9, 1.74 BB/9, 1.26 WHIP
4/4	DART (G2)	L	0-15	L-1	1	1.0	0	4	4	0	0	38-13	34.2%	0	1-1	8.47	.261	Shortest start of collegiate career
APRIL				1	1.0	0	4	4	4	0	0	38-13	34.2%	0	0-1	36.00	.000	0.00 K/9, 36.00 BB/9, 4.00 WHIP
TOTALS				3	17.0	18	20	16	14	17	3	356-196	55.1%	10	1-1	8.47	.261	9.00 K/9, 7.41 BB/9, 1.88 WHIP

SUNDAY'S PROBABLE STARTING PITCHER



ETHAN HAMILL

13

2026 STATS: 0-2, 6.18 ERA, 27.2 IP, 13 BB, 24 SO

Height / Weight: 6-3 / 193 lbs.
Hometown: Chester, Va.
High School: Thomas Dale HS

Bats/Throws: R/R
Year: Senior

HAMILL'S CAREER STATS

	W	L	ERA	G	GS	CG	IP	H	R	ER	BB	SO	HR	GDP	WHIP	AVG
2023	2	6	7.38	11	11	0	50.0	69	50	41	28	27	12	3	1.94	.337
2024	3	3	5.71	12	9	1	58.1	62	44	37	25	28	7	8	1.49	.278
2025	— MISSED SEASON DUE TO INJURY —															
2026	0	2	6.18	7	7	0	27.2	27	19	19	13	24	5	4	1.45	.260
TOTALS	5	11	6.42	30	27	0	136.0	158	113	97	66	79	24	15	1.65	.297

NEWS & NOTES ON HAMILL

- ▶ **THIS WEEKEND:** Hamill will make his eighth start of the season, which will serve as his 31st career appearance and 28th start ... it will be his 17th consecutive start, dating back to his outing at Richmond on March 17, 2024.
- ▶ **START ME UP:** Will be making his 28th career start this weekend, tying **JOHN NURTHEN** (1977-79), **ROB DEANS** (1986-88) and **JARED COTTLE** (1991-94) for the 14th-most games started by a Big Red pitcher since 1947 ... 28 starts are the most by a Cornell pitcher since **TIM WILLITTES** (32GS - 2014, 2016-18).
- ▶ **LAST TIME OUT:** Did not record a decision in Cornell's 4-2 triumph over Dartmouth in the opening game of last Saturday's doubleheader at Booth Field ... posted his first quality start (6.0IP, 2ER) of 2026, allowing 4H with 2BB and 4K ... was his sixth quality start of his collegiate career and first since May 5, 2024 (at Brown).
- ▶ **2025:** Missed entire season due to injury.
- ▶ **2024:** Made 12 appearances with final nine coming as starts ... registered 3-3 record with 1SV and 5.71 ERA across career-high 58.1IP ... held opposition to 3R or less in seven appearances.
- ▶ **2023:** Started all 11 appearances, tied with classmate **NOAH KELLER** for most starts by a freshman by a Cornell pitcher in a single season ... posted 2-6 record with 7.38 ERA.
- ▶ **PRIOR TO CORNELL:** Earned four letters in baseball at Thomas Dale HS ... named an All-Region and All-Metro selection in 2022 ... two-time district champion (2021 and 2022) ... awarded 2022 US Army Reserve National Scholar-Athlete Award ... nominated for 2022 Richmond Sports Backers Male Scholar-Athlete of the Year ... also earned three varsity letters in football and one letter in volleyball.

HAMILL'S 2026 GAME LOG

DATE VS.	RESULT	DEC	GS	IP	H	R	ER	BB	SO	HR	NP-S	S%	RS	W-L	ERA	AVG	NOTES	
2/22 vs. BC	L	6-7	—	1	4.0	3	2	0	5	0	57-41	71.9%	2	0-0	4.50	.200	First outing since 5/19/24	
FEBRUARY			1	4.0	3	2	2	0	5	0	57-41	71.9%	2	0-0	4.50	.200	11.25 K/9, 0.00 BB/9, 0.75 WHIP	
3/1 @ RIC	L	2-12	L-1	1	4.0	5	3	3	2	2	76-41	53.9%	1	0-1	5.63	.258	4th cons. game with 5H or less allowed	
3/8 @ FOR	L	11-16	—	1	2.0	1	1	1	4	1	51-24	47.1%	1	0-1	5.40	.237	Shortest start of collegiate career	
3/15 @ VMI	L	4-7	—	1	5.0	3	1	1	0	3	61-38	62.3%	3	0-1	4.20	.222	Longest outing since 5/5/24	
3/22 @ PRI	W	6-3	—	1	5.0	6	3	3	6	1	83-49	59.0%	2	0-1	4.50	.247	Matched career high for K (6)	
3/30 HAR	L	3-16	L-2	1	1.2	5	7	7	2	3	67-39	58.2%	2	0-2	7.06	.277	Most R/ER allowed since 4/28/24	
MARCH				5	17.2	20	15	15	11	15	433-191	56.5%	9	0-2	7.64	.294	7.64 K/9, 5.60 BB/9, 1.75 WHIP	
4/4 DART (G1)	W	4-2	—	1	6.0	4	2	2	4	1	78-47	54.0%	2	0-2	6.18	.260	First quality start since 5/5/24	
MARCH				1	6.0	4	2	2	4	1	78-47	54.0%	2	0-0	3.00	.190	6.00 K/9, 3.00 BB/9, 1.00 WHIP	
TOTALS				7	27.2	27	19	19	13	24	5	473-279	59.0%	13	0-2	6.18	.260	7.81 K/9, 4.23 BB/9, 1.45 WHIP

HAMILL'S 2026 SPLITS

SPLIT	W	L	G	GS	IP	H	R	ER	HR	BB	SO	ERA	AVG
TOTALS	0	2	7	7	27.2	27	19	19	5	13	24	6.18	.260
Home	0	1	2	2	7.2	9	9	9	4	7	3	10.57	.290
Away	0	1	4	4	16.0	15	8	8	2	9	12	4.50	.259
Neutral	0	0	1	1	4.0	3	2	2	0	0	5	4.50	.200
Day	0	2	7	7	27.2	27	19	19	5	13	24	6.18	.260
Night	—	—	—	—	—	—	—	—	—	—	—	—	—
Starter	0	2	7	7	27.2	27	19	19	5	13	24	6.18	.260
Reliever	—	—	—	—	—	—	—	—	—	—	—	—	—

HAMILL'S 2026 SPLITS vs. LHB/RHB

	BF	AB	H	2B	3B	HR	BB	SO	AVG	OBP	SLG	OPS
Total	124	104	27	4	2	5	13	24	.260	.371	.481	.852
vs. LHB	34	28	8	2	1	1	3	6	.286	.382	.536	.918
vs. RHB	90	76	19	2	1	4	10	18	.250	.367	.461	.827

SINGLE-GAME HIGHS & LOWS

	2026	CAREER
6.0, vs. Dartmouth (4/4)	IP	7.0, vs. Dartmouth (3/31/24)
6, at Princeton (3/22)	H	11, at VCU (3/11/23)
7, vs. Harvard (3/30)	R	9, vs. Brown (4/8/23)
7, vs. Harvard (3/30)	ER	8, at VCU (3/11/23)
4, at Fordham (3/8)	BB	6, at Dartmouth (5/6/23)
6, at Princeton (3/22)	SO	6, (2x), Last: vs. Princeton (3/22/26)
2, vs. Harvard (3/30)	HR	3, (2x), Last: vs. Princeton (4/22/23)
78, vs. Dartmouth (4/4)	PITCHES	106, vs. Penn (4/28/23)
—	CG	—
—	SHO	—
—	WSTREAK	2 games, (3/24/24 - 3/31/24)
—	LSTREAK	3 games, (2/25/23 - 3/11/23)

NOTE: Bold denotes active streak

HAMILL VS. PENN

	W-L	ERA	AVG	G	GS	IP	H	R	ER	BB	SO	HR
CAREER	0-0	7.16	.313	3	3	16.1	20	13	13	9	7	1
MKLJHN STAD.	0-0	10.13	.286	1	1	5.1	6	6	6	4	3	0
2024	0-0	7.84	.282	2	2	10.1	11	9	9	6	4	0

LAST APP: 5/19/24 (ND; W, 7-6) 1 1 5.0 5 3 3 2 1 0
LAST WIN: N/A

- ▶ Facing Penn for the fourth time in his career, all of which have been starts.
- ▶ Last outing against the Quakers came in winner's bracket game of 2024 Ivy League Tournament in Little Falls, N.J. ... did not earn the win after yielding 3R/ER in 5.0IP with 2BB and 1K.
- ▶ Is 4-1, 5.36 ERA (42.0IP, 25ER) in eight previous Ivy League starts on the road and has allowed 3R or less in six of eight contests.

CORNELL QUICK FACTS

GENERAL INFORMATION

Location:	Ithaca, N.Y.
Enrollment:	26,561 (16,138 undergraduate)
Founded:	1865
Nickname:	Big Red
School Colors:	Carnelian Red (Pantone 187) and White
Conference:	Ivy League
Interim President:	Michael I. Kotlikoff
Meakam Smith Director of Athletics:	Dr. Nicki Moore
Athletics Website:	CornellBigRed.com
Facebook:	/CornellSports
Instagram:	@CornellSports @cornellbsb
X:	@CornellSports @CornellBaseball

HISTORY

Seasons of Baseball:	155th
First Season:	1869
All-Time Record (Win Pct.):	1780-2050-34 (.465)
Ivy League Regular-Season Titles (last):	6 (2012)
Ivy League Championship Titles (last):	1 (2012)
Ivy League Tournament Appearances (last):	1 (2024)
NCAA Tournament Appearances (last):	2 (2012)
Most Consecutive NCAA Appearances:	N/A
College World Series Appearances (last):	None
National Championships:	None
NCAA Tournament Record:	2-4 (.333)

BOOTH FIELD

Year Opened (Season):	2023 (3rd)
Dimensions:	318' (LF/RF), 390' (CF), 397' (LCF/RCF)
Capacity:	500
All-Time Record:	14-19 (.424)
Under Dan Pepicelli:	14-19 (.424)

COACHING STAFF

Head Coach:	Dan Pepicelli (Cortland '90)
Overall Record:	340-383-3 (.470)
Record at Cornell:	119-206-1 (.367)
Assistant Coach:	John Toppa (UConn '19)
Assistant Coach:	Kyle Canavally (SUNY Brockport '21)
Assistant Coach:	McGwire Tuffy (Quinnipiac '23)

2025 IN REVIEW

Overall Record:	12-22 (.353)
Ivy League Record (Finish):	7-14 (.333) — T-7th
Home Record:	3-6 (.333)
Road Record:	9-14 (.391)
Neutral Record:	0-2 (.000)
Ivy League Tournament:	Not selected
NCAA Tournament:	Not selected
D1Baseball.com Poll Ranking (final):	N/A
NCBWA Poll Ranking (final):	N/A
USA Today Poll Ranking (final):	N/A

2026 TEAM INFORMATION

Letterwinners Returning / Lost:	10 / 7
Newcomers:	11
Fr / So / Jr / Sr:	9 / 11 / 9 / 11

ATHLETIC COMMUNICATIONS

Jeremy Hartigan	Sr. Associate Director of Athletics for Communications
Emmie Agee	Assistant Director of Editorial Content
Shawn Gillen	Assistant Director of Athletic Communications
Marshall Haim	Assistant Director of Athletic Communications (BSB)
Phone:	(716) 465-4945
Email:	mh2348@cornell.edu
Aaron Kelly	Assistant Director of Athletic Communications

CORNELL BASEBALL

LOVING THEIR QUAKER OATS

► Senior center fielder **CADEN WILDMAN** enters this weekend's series against Penn having the Quakers' number, hitting .314/.442/.686 (11-for-35) with 5R, 1 double, 4HR, 16RBI, 7BB, 1HP and 3SB across nine career games against the Quakers.

► Wildman's four home runs against Penn are the third-most by a Cornell player dating back to 2002, trailing both **BRIAN KAUFMAN** (2005-08) and **ELLIS BITAR** (2015-18), who each hit five during their Big Red careers. His 16RBI are the second-most by a Cornell hitter over that span, trailing Kaufman's 27RBI, 18 of which came in a remarkable four-game set in Philadelphia in 2006, where he had a 2.336OPS while batting .600/.636/1.700 (12-for-20) with 12R, 3 doubles, 5 triples and 3HR.

► Junior shortstop **KEVIN HAGER** has joined Wildman in finding offensive success against Penn, hitting .296/.375/.704 (8-for-27) with 5R, 2 doubles, 3HR, 9RBI, 3BB, 1HP and 2SB. All three of Hager's home runs came during his freshman year, with the latter two in the 2024 Ivy League Tournament in Little Falls, N.J., and his three long balls are tied with Kaufman, **DALE WICKHAM** (2015-18) and **WILL SIMONEIT** (2016-19) for the third-most by a Cornell player against Penn this century, right behind Wildman. Hager's .704SLG ranks fifth among Big Red hitters with at least 10AB against Penn since 2002, with Wildman's .686SLG ranking sixth.

► Wildman is returning to Meiklejohn Stadium for the first time since 2024 when he etched his name in the Cornell record books, becoming the **first Big Red player in program history to hit two grand slams in the same game**, doing so in as many innings and consecutive at-bats. He followed that performance by hitting a bases-clearing double in the eighth to give Cornell a 10-9 lead in the Big Red's eventual 11-9 triumph over the Quakers in the series finale, giving Cornell its first series win against Penn in Philadelphia since 2018.

MORE WHINZ, PLEASE

► Cornell enters this weekend looking to snap a five-game losing streak against Penn, while also vying to register consecutive road series wins over the Quakers for the first time since 2008.

► The five-game skid began with back-to-back losses in the championship round of the 2024 Ivy League Baseball Tournament, 11-9 and 12-6, before Penn swept last season's three-game series at Booth Field.

► The Big Red's last time winning consecutive road series against Penn came when it won the final three games of a four-game set in 2004, won three out of four in 2006 and also won the final three games of a four-game series in 2008.

► A win in Saturday's opener would be Cornell's first three-game road win streak over Penn since winning five straight at Meiklejohn Stadium between April 18, 2010, and April 21, 2012.

WELCOME TO HAGERTOWN

► One of the Ivy League's toughest outs, junior shortstop Kevin Hager enters this weekend's series having reached base safely in 15 of his last 16 games, including hits in 14 of those contests. Over that stretch, he is hitting .361/.435/.525 (22-for-61) with 10R, 4 doubles, 2HR, 4RBI, 6BB, 2HP and 4SB.

► Hager is currently riding a four-game hit streak, during which he is slashing .438/.500/.875 with 3R, 1 double, 2HR, 2RBI and 3SB — a 1.375 OPS. The streak was ignited by a 3-for-4 effort with two solo home runs at Army on March 31, the **first multi-home run game of his career**. That performance was also his third three-hit game of the season and fifth of his career, joining outings at Fordham (March 8) and Princeton (March 21) this year — and notably, **all five of his three-hit games have come on the road**. Hager also stole three bases in last weekend's series against Dartmouth, **matching the cumulative total he had posted over the previous 55 games entering the series**.

► Hager's production extends well beyond his recent surge. He has reached base safely in 35 of his last 37 games, 50 of his last 53, 60 of his last 64 and 68 of his last 73 dating to the 2024 season — hitting .299/.404/.440 with 53R, 11 doubles, 9HR, 39RBI, 35BB and 15HP across those 73 games, a .844 OPS.

FRIEND TO NO PITCHER

► Despite having his six-game hit streak snapped in the nightcap of last Saturday's doubleheader against Dartmouth, junior infielder **OWEN CARLSON** has been one of Cornell's most consistent offensive contributors, recording **hits in 17 of his last 20 games** — a stretch dating back to last season's regular-season finale — while hitting .365/.461/.473 with 13R, 2 doubles, 2HR and 11RBI over that span.

► Carlson has reached base safely in each of his last 10 games, in addition to 29 of his last 30 and 42 of his last 44, during which he is hitting .303/.406/.376 with 25R, 4 doubles, 1 triple, 2HR and 20RBI.

► His three-hit, two-RBI effort in the opening game of last Saturday's doubleheader — which included the go-ahead RBI single in the seventh inning — was his third three-hit game of the season and fourth of his career, joining outings against VMI (March 14 and March 15) and Harvard (April 20, 2025).

CORNELL RECORD BOOK

MOST CAREER HOME RUNS AGAINST PENN *Cornell Program History (Since 2002)*

PLAYER	CAREER	HR
Brian Kaufman	2005-08	5
Ellis Bitar	2015-18	5
► Caden Wildman	2023-Pres.	4
Dale Wickham	2015-18	3
Will Simoneit	2016-19	3
► Kevin Hager	2024-Pres.	3



2026 TEAM STATISTICS (as of 4/9/26)

STAT	NCAA	IVY
BASE ON BALLS	60 308th	8th
BATTING AVERAGE	.255 237th	4th
DOUBLE PLAYS	16 237th	5th
DOUBLE PLAYS / GAME	0.70 132nd	5th
DOUBLES	33 295th	4th
DOUBLES / GAME	1.43 250th	4th
EARNED RUN AVERAGE	7.48 251st	8th
FIELDING PERCENTAGE	.964 232nd	6th
HIT BATTERS	57 50th	2nd
HIT BY PITCH	38 202nd	4th
HITS	195 297th	5th
HITS ALLOWED / 9 INN.	9.81 172nd	6th
HOME RUNS	15 274th	5th
HOME RUNS / GAME	0.65 241st	4th
ON-BASE PERCENTAGE	.337 289th	6th
RUNS	87 —	—
SACRIFICE BUNTS	15 82nd	2nd
SACRIFICE FLIES	7 269th	4th
SCORING	4.3 296th	5th
SHUTOUTS	0 —	—
SLUGGING PCT.	.360 272nd	5th
STOLEN BASES	22 267th	6th
STOLEN BASES / GAME	0.96 229th	5th
SO/BB RATIO	1.64 174th	3rd
STRIKEOUTS / 9 INN.	8.2 174th	2nd
TRIPLE PLAYS	0 —	—
TRIPLES	1 295th	7th
TRIPLES / GAME	0.04 296th	8th
WHIP	1.64 170th	6th
WIN PERCENTAGE	.261 282nd	6th
WALKS / 9 INN.	4.97 173rd	5th

2026 INDIVIDUAL LEADERS (as of 4/9/26)

STAT	NCAA	IVY
BATTING AVERAGE		
Owen Carlson	.371 107th	2nd
HIT BATTERS		
Noah Keller	8 121st	7th
HIT BY PITCH PER GAME		
Jake Hower	0.43 41st	2nd
HIT BY PITCH		
Jake Hower	10 106th	3rd
SACRIFICE BUNTS PER GAME		
TJ Swidorski	0.14 145th	8th
SAVES		
Max Foster	3 100th	2nd
Ross Yoshida	1 397th	9th
STOLEN BASES PER GAME		
Luke Johnson	0.42 148th	8th
TOUGHEST TO STRIKE OUT		
Owen Carlson	8.8 141st	4th

BIG RED BATS AMONG IVY'S BEST

► Cornell's junior middle infielders **OWEN CARLSON** and **KEVIN HAGER** enter this weekend as **the only pair of Ivy League teammates to both rank in the conference's top 10 in batting average, on-base percentage, slugging percentage and OPS.**

► Carlson has the **Ivy League's second-best batting average (.371) and on-base percentage (.471)**, trailing Yale's Garrett Larsen in both categories (.402 and .500). His **.957 OPS ranks fourth in the conference**, behind Larsen (1.039), Brown's Alex Benevento (.979) and Yale's Kaiden Dossa (.977). Carlson also **has the conference's second-best K:BB ratio (0.61, 13BB/8K)**, trailing Yale's Jackson Hays (0.53, 15BB/8K). His .445 wOBA and 131 wRC+ — measuring overall offensive production relative to a league average of 100 — both rank third behind Larsen (.482/150) and Benevento (.449/133).

► Hager enters this weekend's series with a .337/.418/.488 slash line — good for sixth, ninth and eighth in the Ivy League, respectively — while his .906 OPS and .410 wOBA both rank fifth.

► Freshman outfielder **JAKE HOWER's** 10HP are third in the conference, trailing only Yale's Jack Dauer (14) and Larsen (11).

USE THE FORCE, LUKE

► Junior infielder **LUKE JOHNSON's** 8SB lead the Big Red and are tied for 11th in the Ivy League, but his contributions at the plate over his last 16 games have been equally impressive, hitting .316/.400/.439 (18-for-57) with 13R, 4 doubles, 1HR, 8RBI, 6BB and 2HP.

► Three of Johnson's eight steals this season came in the Big Red's win over Harvard in the nightcap of a March 29 doubleheader, making him the first Big Red player to steal three bases in a game since **RYAN PORTER** against Princeton on April 22, 2023 — the first-ever game at Booth Field.

► Highlighted by his three-hit effort against Army on March 31, Johnson has recorded three hits in a game four times in his collegiate career, joining efforts against Yale (April 20, 2024), Dartmouth (April 27, 2025) and VMI (March 14, 2026).

SWID VICIOUS

► Senior infielder **TJ SWIDORSKI's** first career grand slam at Fordham on March 8 ignited a stretch in which he has hit .302/.362/.535 (13-for-43) with 5R, 4 doubles, 2HR and 12RBI over his last 13 games, including three multi-hit and four multi-RBI performances.

► Swidorski's torrid stretch was ignited by a career-high 4RBI in the Fordham game. He kept the momentum going last Friday against Dartmouth, going 3-for-3 with 2 doubles and 3RBI in the series opener — equaling his single-game highs in hits (May 4, 2024, at Brown and April 15, 2025, at Binghamton) and doubles (March 5, 2023, at No. 5 Wake Forest and March 10, 2024, at Georgetown).

NEARING THE CENTURY MARK

► Junior left-handed pitcher **HUXLEY HOLCOMBE** enters this weekend's series 3K away from reaching the century mark for career punchouts.

► With three strikeouts this weekend, Holcombe would **become the 46th Cornell pitcher since 1947 to reach the century mark and the third active Big Red hurler to reach the threshold**, joining senior right-handed pitcher **CARSON MAYFIELD** (139K) and senior left-handed pitcher **NOAH KELLER** (115K). The trio would **become just the second in Cornell history to simultaneously hold 100-plus career strikeouts**, joining **MICHAEL BYRNE** (123K), **BRIAN McAFEE** (114K) and **NICK BUSTO** (109K) in 2015.

► Holcombe would be Cornell's **18th pitcher since 1947 to reach 100+K by his junior season and the eighth to do so this century**, joining **CHRIS SCHUTT** (2003), **ROCKY COLLIS** (2005), **BLAKE HAMILTON** (2006), **BRENT JONES** (2014), **BYRNE** (2015) and **Mayfield and Keller** (both 2025).

► **GREG MYERS** is the lone Big Red pitcher to reach 100K before his junior year (61K as a freshman in 1979; 63K as a sophomore in 1980). **STEVE HAMRICK** holds Cornell's single-season strikeout record with 106K in 1973 — the program's only season with 100K — accomplishing the feat in his first year on campus after transferring from Miami Dade North Junior College in Florida.

IVY LEAGUE LEADERS

BATTING AVERAGE LEADERS
This Season (as of 4/9/26)

PLAYER	SCHOOL	AVG
Garrett Larsen	Yale	.402
► Owen Carlson	Cornell	.371
Chris DiPrima	Yale	.363
Jack Kail	Columbia	.350
Alex Benevento	Brown	.347
► Kevin Hager	Cornell	.337
Anthony Temesvary	Columbia	.337
Jimmy Chadwell	Columbia	.330

CORNELL RECORD BOOK

MOST STRIKEOUTS WITHIN JUNIOR YEAR
Cornell Program History (Since 1947)

RK	PLAYER	SEASONS	SO
1.	Greg Myers*	1979-81	173
2.	Chris Schutt	2001-03	154
3.	Michael Byrne	2013-15	123
4.	Carson Mayfield	2023-25	121
5.	Robert List	1957-58	120
T6.	John Osgood	1997-99	115
	Rocky Collis	2003-05	115
T8.	George Lynch	1963-64	112
	Brent Jones	2012-14	112
10.	James Purcell	1965-66	111
11.	Edward Winnick	1949-50	108
T12.	Steve Hamrick	1973	106
	Joel Nies	1989-91	106
	Blake Hamilton	2004-06	106
15.	Kerry Brooks	1987-89	105
T16.	Brian Williamson	1996-98	102
	Noah Keller	2023-25	102
18.	Nick Bayer	1997-99	99
► 19.	Huxley Holcombe	2024-Pres.	97

NOTE: * - denotes accomplished as sophomore

BIG RED TRENDS

CATEGORY	UNDER		
	2026	PEPICELLI	STREAK
Overall	6-17	119-206-1	Lost 1
Ivy League Games	4-5	68-107	Lost 1
Non-Conference Games	2-12	51-99-1	Lost 3
vs. Power 4 Opponent	0-4	4-30	Lost 7
vs. Non-Power 4 Opponent	2-8	47-69-1	Lost 3
Home Games	3-3	40-58-1	Lost 1
Away Games	3-10	72-134	Lost 1
Neutral Site Games	0-4	7-14	Lost 8
Day Games <i>(before 5 p.m.)</i>	6-17	114-196-1	Lost 1
Night Games <i>(5 p.m. or later)</i>	0-0	5-10	Lost 3
February	0-6	2-27	Lost 8
March	4-10	47-76	Lost 2
April	2-1	55-87-1	Lost 1
May	0-0	15-16	Lost 2
Cornell Scores 0-2 Runs	0-7	7-87	Lost 32
Cornell Scores 3-5 Runs	2-5	26-78-1	Won 1
Cornell Scores 6-9 Runs	4-4	46-36	Won 1
Cornell Scores 10+ Runs	0-1	40-5	Lost 1
Cornell Allows 0-2 Runs	3-1	39-9	Won 2
Cornell Allows 3-5 Runs	3-0	44-41-1	Won 3
Cornell Allows 6-9 Runs	0-7	29-81	Lost 15
Cornell Allows 10+ Runs	0-9	7-75	Lost 9
Leading after Six Innings	3-1	89-18	Won 3
Trailing after Six Innings	1-15	22-169	Lost 3
Tied after Six Innings	2-1	8-18-1	Won 1
Leading after Seven Innings	5-1	83-11	Won 5
Trailing after Seven Innings	1-15	16-164	Lost 3
Tied after Seven Innings	0-1	7-11-1	Lost 3
Leading after Eight Innings	6-1	87-7	Won 6
Trailing after Eight Innings	0-15	7-168	Lost 39
Tied after Eight Innings	0-0	9-10-1	Lost 2
Big Red With No Home Runs	2-9	39-121	Lost 1
Big Red Hit a Home Run	4-8	79-85-1	Won 1
Hits One Home Run	3-6	45-67-1	Won 1
Hits Multiple Home Runs	1-2	33-18	Lost 1
Big Red Has No Errors	2-7	43-60	Lost 1
Big Red Has an Error	3-9	75-145-1	Won 1
Commits One Error	4-3	48-55-1	Won 1
Commits Multiple Errors	0-7	28-91	Lost 10
Out-hit Opponent	5-5	93-39	Won 2
Out-hit by Opponent	1-11	19-157-1	Lost 2
Hits Equal	0-1	6-10	Lost 1
Big Red Scores First	5-5	76-67-1	Won 2
Opponent Scores First	1-12	43-139	Lost 2
Extra-Inning Games	0-1	9-12-1	Lost 1
One-Run Games	0-3	29-45	Lost 4
Two-Run Games	2-0	22-24	Won 2
Five-Plus-Run Games	2-12	34-95	Lost 1
Shutouts	0-3	6-23	Lost 8

HEG-ART AND SOUL

► In six of his seven relief outings this season, sophomore right-hander **JOHN HEGARTY** has not allowed an earned run, tossing at least 2.0IP in each appearance. Hegarty has not allowed a run across his last 13.1IP, going 3-0 with a 0.45 WHIP (3H, 3BB) and 9K over that stretch, dating back to his outing at Fordham on March 7.

► Hegarty opened his season with 4.0 hitless IP against Northwestern in the Hub City Invitational on Feb. 21 before allowing 3H and 3ER at Richmond on March 1. He has not allowed a run since, holding opponents to 3H over his last five appearances (.075 BAA — 3-for-40).

► Among Cornell pitchers with at least 10.0IP, Hegarty **owns the team's lowest ERA at 1.47 (18.1IP, 3ER) and a 0.82 WHIP (6H, 9BB)**. Opponents are hitting just .103 against him on the season (6-for-58).

► Through 18.1IP this season, Hegarty is the 12th Cornell pitcher (13th instance) since 1947 to post a sub-2.00 ERA and sub-1.00 WHIP with at least 15.0IP in a season, and the first to do so since **JOHN NATOLI** (36.1IP, 1.73ERA, 0.91WHIP) in 2019. **DAVID ROCHEFORT** (27.0IP, 0.67ERA, 0.96WHIP) in 2010, **KELLEN URBON** (38.1IP, 0.47ERA, 0.94WHIP) in 2012 and **BRIAN MCAFEE** (56.0IP, 1.77ERA, 0.88WHIP) in 2015 join Natoli as the only other pitchers to accomplish the feat this century. Prior to Rochefort, the last Big Red pitcher to do so was **JOHN DOUGHERTY** in 1972 (59.1IP, 1.97ERA, 0.99WHIP). Hegarty is just the third underclassman on the list, joining **IVAN TYLAWSKY** (33.1IP, 1.08ERA, 0.72WHIP) in 1965 as a sophomore, while Urbon (2012) is the only freshman to appear.

YO-SHIDA KNOW HE'S GOOD

► Freshman right-handed pitcher **ROSS YOSHIDA** has excelled over his last five outings, posting a 2.31 ERA (11.2IP, 3ER) and 1.03 WHIP (8H, 4BB) while holding opponents to just a .186 average (8H, 43AB) despite carrying a 0-1 record.

► Yoshida picked up his **first collegiate save** in last Friday's victory over Dartmouth, pitching 3.0 scoreless IP (2H, 0BB, 3K). The three strikeouts marked the sixth time this season he has recorded multiple punchouts in an outing.

► Through 22.0IP, Yoshida is the 14th Cornell pitcher (15th instance) since 1947 to average at least 9.80 strikeouts per nine innings in a season, and the first to do so since **JOHN NATOLI** (36.1IP, 11.39 SO/9) in 2019.

► As a freshman, Yoshida is the first freshman to have a strikeout per 9 inning figure of at least 9.80 with at least 20.0IP since **RICH DESA** (44.2IP, 10.48 SO/9) in 1984. Yoshida is just the fifth underclassman to achieve the feat, joining **ROBERT LIST** (1957), **JOHN OSGOOD** (1998) and **COLBY WYATT** (2018), who did so as sophomores.

FOSTERING SAVES

► Despite a 9.75 ERA on the season, junior right-handed pitcher **MAX FOSTER** has shown an ability to miss bats out of the bullpen, posting 16K in 12.0IP across eight appearances — a 12.00 SO/9 that leads all Big Red pitchers with 10.0+IP this season. Three of Foster's four career games with 4K have come this season.

► Foster picked up his third save of the season in Cornell's 6-3 win at Princeton on March 21 and enters this weekend tied with Dartmouth's Mac Burke and Penn's Connor Darling for the second-most saves in the Ivy League, one of eight Ivy League pitchers with multiple saves this season. Brown's Christian Keel (four) owns the conference lead in the category.

► With another save, Foster would become Cornell's first pitcher to register four saves in a season since **JOHN NATOLI** in 2019 (seven). Foster's next save would make him the eighth Big Red pitcher since 1995 with at least four saves, joining **KELLEN URBON** (9) in 2012, **PETER LANNOO** (8) in 2017, **DAVID ROCHEFORT** (8) in 2009, Natoli (7), **DAVID SHARFSTEIN** (5) in 2002, **JOHN DOUGLAS** (4) in 1995 and **PAUL BALESTRIERI** (4) in 2015.

CORNELL RECORD BOOK

PITCHERS WITH 15+IP, ≤2.00 ERA, ≤1.00 WHIP
Cornell Modern Era *(Since 1947)*

PLAYER	YEAR	IP	ERA	WHIP
Dick Parker	1953	38.2	1.63	0.93
Ted Thelander	1958	47.0	1.15	0.96
Larry Fuller	1959	48.0	1.31	0.79
Ray Ratkowski	1964	82.1	0.77	0.85
Ivan Tylawsky	1965	33.1	1.08	0.72
Thomas MacLeod	1970	100.1	1.61	0.96
John Dougherty	1971	47.0	1.34	0.91
John Dougherty	1972	59.1	1.97	0.99
David Rochefort	2010	27.0	0.67	0.96
Kellen Urbon	2012	38.1	0.47	0.94
Brian McAfee	2015	56.0	1.77	0.88
John Natoli	2019	36.1	1.73	0.91
► John Hegarty	2026	18.1	1.47	0.82

CORNELL RECORD BOOK

PITCHERS WITH 20+ IP & ≥ 9.80 SO/9
Cornell Modern Era *(Since 1947)*

PLAYER	YEAR	IP	K	SO/9
Robert List	1957	69.0	85	11.09
Robert List	1958	29.0	35	10.86
George Lynch	1964	49.0	68	12.49
Steve Hamrick	1973	66.0	106	14.45
Steve Hamrick	1974	64.0	97	13.64
John Nurthen	1979	69.1	77	10.00
Rich DeSa	1984	44.2	52	10.48
John Osgood	1998	53.0	65	11.04
Chris Schutt	2003	62.0	89	12.92
David Rochefort	2009	25.0	33	11.88
Michael Byrne	2015	35.2	45	11.36
Colby Wyatt	2018	24.2	28	10.22
John Natoli	2019	36.1	46	11.39
► Ross Yoshida	2026	22.0	24	9.82

IVY LEAGUE LEADERS

MOST INDIVIDUAL SAVES
This Season *(as of 4/9/26)*

PLAYER	SCHOOL	SAVES
Christian Keel	Brown	4
Mac Burke	Dartmouth	3
Connor Darling	Penn	3
► Max Foster	Cornell	3
Tate Evans	Yale	2
Brett Gable	Harvard	2
Payton Soske	Columbia	2
Aidan von Zuben	Penn	2

IVY WEEKLY HONORS

DATE	AWARD	PLAYER (SCHOOL)
Feb. 23	Player	Garrett Larsen (Yale)
	Co-Pitcher	Brady Kaufman (Princeton)
	Co-Pitcher	Marty Coyne (Penn)
March 2	Rookie	Ryan Penney (Penn)
	Player	Owen Estabrook (Columbia)
	Pitcher	Eddie Albert (Dartmouth)
March 9	Rookie	Bryce Miller (Yale)
	Player	Jack Dauer (Yale)
	Pitcher	Peter Dubie (Brown)
March 16	Rookie	Jake Hower (Cornell)
	Player	Owen Carlson (Cornell)
	Pitcher	Justin Kim (Princeton)
March 23	Rookie	Camren Piwnicki (Brown)
	Player	Gio Colasante (Harvard)
	Pitcher	Dylan Reid (Brown)
March 31	Rookie	Drew Nelson (Brown)
	Player	Gio Colasante (Harvard)
	Pitcher	Daniel Cohen (Yale)
April 6	Rookie	Drew Nelson (Brown)
	Player	Nick Spaventa (Penn)
	Pitcher	Marty Coyne (Penn)
	Rookie	Henry Murray (Dartmouth)

STANDINGS AND SCHEDULES

as of 4/9/25		IVY LEAGUE					OVERALL					
OPPONENT	W-L	PCT	GB	STREAK	W-L	PCT	STREAK	HOME	AWAY	NEUTRAL	RPI	
Yale	7-2	.778	—	W6	17-9	.654	W4	8-3	9-5	0-1	176	
Brown	6-2	.750	0.5	W1	11-13	.458	W2	6-4	4-7	1-2	166	
Penn	5-4	.556	2.0	W2	11-15	.423	W3	7-3	4-12	0-0	171	
Harvard	4-4	.500	2.5	L1	5-17	.227	L2	1-2	4-15	0-0	230	
Cornell	4-5	.444	3.0	L1	6-17	.261	L1	3-3	3-10	0-4	293	
Columbia	4-5	.444	3.0	L2	7-18	.280	W1	4-4	3-14	0-0	227	
Dartmouth	3-6	.333	4.0	W1	6-15	.286	L1	2-1	2-14	2-0	287	
Princeton	2-7	.222	5.0	L7	7-20	.259	L9	2-5	5-15	0-0	213	

PAST WEEK'S RESULTS

Monday, March 30

Harvard 16, Cornell 3
Dartmouth 5, Columbia 0

Tuesday, March 31

Army 12, Cornell 6
Penn 10, Delaware State 5
Fairfield 9, Yale 6
Brown 10, Bryant 0 (8 inn.)
Fordham 9, Columbia 8
UMass Lowell 4, Dartmouth 3

Friday, April 3

Cornell 8, Dartmouth 1
Columbia 21, Penn 11
Yale 7, Princeton 6

Saturday, April 4

Cornell 4, Dartmouth 2
Dartmouth 15, Cornell 0
Penn 9, Columbia 5
Penn 9, Columbia 8
Yale 12, Princeton 7
Yale 5, Princeton 4
Harvard 2, Brown 1
Brown 4, Harvard 0

THIS WEEK'S RESULTS

Tuesday, April 7

Penn 13, Lafayette 3 (7 inn.)

Wednesday, April 8

#23 Boston Coll. 13, Dartmouth 7 (inn.)
Brown 10, Merrimack 0 (8 inn.)
Columbia 11, Fordham 5
Monmouth 10, Princeton 8
Northeastern 4, Harvard 1
Yale 20, New Haven 0 (7 inn.)

THIS WEEKEND'S SCHEDULE

Sunday, April 12

Saturday, April 11

Cornell at Penn, 11:30 a.m. (DH)
Princeton at Columbia, 11:30 a.m. (DH)
Brown at Dartmouth, 11:30 a.m. (DH)
Harvard at Yale, 11:30 a.m. (DH)

Cornell at Penn, 1:00

Princeton at Columbia, 12:00
Brown at Dartmouth, 12:00
Harvard at Yale, 12:00

STAYING STRONG IN THE FIELD

► Cornell has been one of the Ivy League's steadiest defensive teams over the past two-plus seasons. After posting back-to-back program-record fielding percentages of .975 (35E in 1,407 chances) in 2024 and .976 (30E in 1,229 chances) in 2025, the Big Red own a collective .973 fielding percentage (95E in 3,338 chances) since the start of the 2024 campaign, leading all Ivy League programs over that span and ranking 94th nationally — 92nd among programs that have not been part of reclassifying.

► Cornell's 95E since the beginning of the 2024 season are the **fewest in Division I**, with only Notre Dame (97) and Northwestern (100) also at or below the century mark. The Big Red's 32-error advantage over the next-closest Ivy League program (Yale — 127) is reflected in its .973 fielding percentage, nearly four points higher than the Bulldogs' .969 mark.

► Entering this weekend, Cornell **has not committed an error in each of its last four games, marking the eighth time in the last 40-plus seasons the Big Red have gone at least four consecutive games without a miscue**. The other instances include spans from April 20-25, 1987, May 1-4, 1991, April 18-21, 2009, April 20-21, 2013, April 17-23, 2016, May 3-8, 2022 and May 20, 2024 - Feb. 23, 2025.

WE'VE GOT ICE!

► Freshman outfielder **JAKE HOWER** has been hit by 10 opposing pitches this season, tied for the 11th-most in a single season by a Big Red hitter, joining **FRANK HAGER** (10HP in 2011) and **KEVIN HAGER** (10HP in 2025). Among freshman batters, Hower has drawn the **third-most hit by pitches in program history**, trailing only **MARLIN McPHAIL** (program-record 15 in 1979) and **MARK QUATRANI** (11 in 2024).

► With his next hit by pitch, Hower would become the ninth player (11th instance) in program history to be hit by at least 11 pitches in a season. It would be the third consecutive season a Big Red player has reached the mark, joining Quatrani (11 in 2024; 13 in 2025).

NCAA LEADERS

FEWEST ERRORS COMMITTED

Since Start of 2024 Season (as of 4/9/26)

SCHOOL	G	PO	A	E	F%
► Cornell	95	2446	920	95	.973
Notre Dame	132	3392	1184	96	.979
Dallas Baptist	132	3338	1220	100	.979
Northwestern	152	3926	1381	102	.981
Arkansas	159	4126	1254	104	.981

IVY LEAGUE LEADERS

FEWEST ERRORS COMMITTED

Since Start of 2024 Season (as of 3/31/26)

SCHOOL	G	PO	A	E	F%
► Cornell	95	2446	920	95	.973
Yale	112	2958	1041	127	.969
Penn	116	3004	986	131	.968
Brown	103	2603	972	132	.964
Harvard	103	2592	885	145	.960
Dartmouth	97	2475	897	147	.958
Columbia	118	3058	1103	148	.966
Princeton	114	2885	1072	171	.959

IVY PRESEASON POLL

► The Ivy League preseason poll was announced Feb. 12 with Columbia pitted as the favorite for a second consecutive season following a vote of 16 pollsters, comprised of two representatives from each of the eight Ivy League programs.

► The Lions, who finished as last year's co-regular-season champion with Yale and edged the Bulldogs in the championship round of the 2025 Ivy League Tournament, garnered nine first-place votes and finished with 118 points. Yale received the remaining seven first-place votes and had 116 points.

► Penn (100 points) finished behind both Columbia and Yale for third place, serving as the other Ancient Eight program to receive over 100 points.

► After Harvard (73 points) was picked to finish fourth, Princeton (49 points), Cornell (45 points) and Dartmouth (41 points) were only separated by eight points. Brown rounded out the eight-team poll with 34 points.

2026 IVY LEAGUE PRESEASON POLL

Two Votes Per Program

SCHOOL (First-Place Votes)	POINTS
1. Columbia (9)	118
2. Yale (7)	116
3. Penn	100
4. Harvard	73
5. Princeton	49
► 6. Cornell	45
7. Dartmouth	41
8. Brown	34

SERIES HISTORY



AT



SERIES HISTORY

PENN LEADS, 170-129-2

Ithaca, N.Y. (Booth Field):	69-80 (1-5)
Philadelphia, Pa. (Meiklejohn Stadium):	57-87-2 (21-24)
Neutral Sites:	3-3
Under Dan Pepicelli:	10-19

SCORING RECORDS

CORNELL

Ithaca:	17
COR, 17-5 (4/25/1999)	
Philadelphia:	23
COR, 23-10 (4/15/2006)	
Neutral Site:	10
COR, 10-5 (4/7/1984)	

PENN

Ithaca:	26
PENN, 26-9 (5/30/1896)	
Philadelphia:	20
PENN, 20-5 (5/21/1888)	
Neutral Site:	12, (2X)
Last: PENN, 12-6 (5/20/2024)	

GAME-BY-GAME (SINCE 2010)

DATE	COR RK	PENN RK	SITE	SCORE
4/17/2010			Philadelphia, Pa.	L, 2-17 (9 inn.)
4/17/2010			Philadelphia, Pa.	L, 2-12
4/18/2010			Philadelphia, Pa.	W, 10-9 (9 inn.)
4/18/2010			Philadelphia, Pa.	W, 11-6
4/24/2011			Ithaca, N.Y.	W, 4-2 (7 inn.)
4/24/2011			Ithaca, N.Y.	L, 2-10
4/25/2011			Ithaca, N.Y.	W, 3-0 (7 inn.)
4/25/2011			Ithaca, N.Y.	W, 13-4
4/20/2012			Philadelphia, Pa.	W, 3-0 (7 inn.)
4/20/2012			Philadelphia, Pa.	W, 9-5
4/21/2012			Philadelphia, Pa.	W, 3-0 (7 inn.)
4/21/2012			Philadelphia, Pa.	L, 3-4
4/20/2013			Ithaca, N.Y.	L, 0-6 (7 inn.)
4/20/2013			Ithaca, N.Y.	W, 4-2
4/21/2013			Ithaca, N.Y.	W, 3-1 (7 inn.)
4/21/2013			Ithaca, N.Y.	W, 8-2
4/12/2014			Philadelphia, Pa.	W, 9-0 (7 inn.)
4/12/2014			Philadelphia, Pa.	L, 2-11
4/13/2014			Philadelphia, Pa.	L, 2-4 (7 inn.)
4/13/2014			Philadelphia, Pa.	L, 2-9
4/11/2015			Ithaca, N.Y.	L, 8-13 (7 inn.)
4/11/2015			Ithaca, N.Y.	L, 2-9
4/12/2015			Ithaca, N.Y.	W, 2-0 (7 inn.)
4/12/2015			Ithaca, N.Y.	L, 4-5
4/23/2016			Philadelphia, Pa.	L, 2-13
4/23/2016			Philadelphia, Pa.	W, 7-4
4/24/2016			Philadelphia, Pa.	L, 2-3 (10 inn.)
4/24/2016			Philadelphia, Pa.	L, 5-16
4/22/2017			Ithaca, N.Y.	L, 0-5 (7 inn.)
4/22/2017			Ithaca, N.Y.	W, 2-0
4/23/2017			Ithaca, N.Y.	L, 0-4 (7 inn.)
4/23/2017			Ithaca, N.Y.	L, 2-3
4/21/2018			Philadelphia, Pa.	W, 10-9
4/21/2018			Philadelphia, Pa.	L, 5-9
4/22/2018			Philadelphia, Pa.	W, 7-6
4/27/2019			Ithaca, N.Y.	L, 2-6
4/27/2019			Ithaca, N.Y.	W, 4-3
4/28/2019			Ithaca, N.Y.	W, 8-7
4/16/2022			Philadelphia, Pa.	L, 1-10
4/16/2022			Philadelphia, Pa.	L, 4-10
4/17/2022			Philadelphia, Pa.	L, 6-15
4/28/2023			Ithaca, N.Y.	L, 4-5
4/28/2023			Ithaca, N.Y.	W, 11-9
4/29/2023			Ithaca, N.Y.	L, 3-4
4/13/2024			Philadelphia, Pa.	L, 5-6
4/13/2024			Philadelphia, Pa.	W, 18-11
4/14/2024			Philadelphia, Pa.	W, 11-9
5/19/2024			Little Falls, N.J.	W, 7-6
5/20/2024			Little Falls, N.J.	L, 9-11
5/20/2024			Little Falls, N.J.	L, 6-12
4/13/2025			Ithaca, N.Y.	L, 3-4
4/13/2025			Ithaca, N.Y.	L, 4-9
4/14/2025			Ithaca, N.Y.	L, 1-16

SCOUTING PENN

► Entering this weekend's series, Penn has won three straight and four of its last five after being swept by Yale on March 28-29, climbing to third place in the Ivy League at 5-4 — one game ahead of both Cornell and Columbia.

► The Quakers' offense is anchored by Nick Spaventa (.265/.342/.529), who leads the team in home runs (6), slugging percentage and OPS (.871). Spaventa is the reigning Ivy League Player of the Week after homering in all three games of last weekend's series at Columbia, finishing with 4H, 5RBI and 5R. Senior outfielder Gavin Degnan paces Penn in runs (21) and RBI (23) and is tied with Spaventa in hits (27). Jay Secretarski leads all qualified Quakers with a .277 batting average and a team-best 20 walks, while Ryan Taylor has swiped an Ivy League-leading 18 bases — 12 in his last eight games alone.

► On the mound, Marty Coyne has been Penn's most reliable arm, posting a team-best 2.55 ERA (42.1IP, 12ER) and the staff's lone sub-1.00 WHIP (0.81, 30H, 4BB) while holding opponents to a .203 average — good for the 68th-best ERA in the country and second in the Ivy League behind Yale's Tate Evans (2.20). His 6.38 hits per 9 innings allowed ranks 59th nationally and second in the Ancient Eight, trailing only Brown's Dylan Reid (5.40).

► Coyne earned Ivy League Pitcher of the Week honors after tossing 6.1 scoreless, hitless innings out of the bullpen at Columbia last weekend, retiring 19 of the Lions' final 20 batters on 69 pitches (4K, 0BB). Coyne and Thomas Shurtleff share the team lead in wins with three apiece, while Coyne's 35K are the most on the staff, joined by Jake Moss (33K) as the only Quakers with 30-plus punchouts.

138 YEARS, 229 MILES, 301 MEETINGS

► No opponent has faced Cornell more often than Penn, with Saturday's opener marking the 302nd all-time meeting between the two programs, dating back to when the Big Red and Quakers met for the first time at University Grounds in Philadelphia on May 21, 1888.

► The Quakers have won the last five meetings, a streak that began with Penn's sweep of both games in the 2024 Ivy League Baseball Tournament championship series before the Quakers took all three games of last year's series at Booth Field. A sixth consecutive win would give Penn its longest winning streak over Cornell since an eight-game run between April 14, 2001, and April 26, 2003.

CORNELL VS. PENN

PLAYER	GP	GS	AB	R	H	2B	3B	HR	RBI	BB	HBP	SO	SF	SH	SB	AVG	OBP	SLG	
Luke Johnson	6	5	21	5	7	0	0	1	1	2	1	6	0	0	0	.333	.417	.476	
Caden Wildman	9	9	35	5	11	1	0	4	16	7	1	12	0	0	3	.314	.442	.686	
Kevin Hager	7	7	27	5	8	2	0	3	9	3	1	7	1	0	2	.296	.375	.704	
Owen Carlson	4	3	12	0	3	0	0	0	0	1	0	1	0	0	0	.250	.308	.250	
TJ Swidorski	4	3	13	1	2	0	0	0	1	1	0	5	1	0	1	.154	.200	.154	
Mason Barela	1	0	0	0	0	0	0	0	0	0	0	0	0	0	0	.000	.000	.000	
TOTALS	31	27	108	16	31	3	0	8	27	14	3	31	2	0	6	.287	.378	.537	
PLAYER	W-L	ERA	APP	GS	CG	SHO	SV	IP	H	R	ER	BB	SO	AVG	WP	HP	BK	SF	SH
Josh Shea	0-0	0.00	3	0	0	0	0	2.0	0	0	0	1	0	.000	0	0	1	0	0
John Gerfen	0-0	0.00	2	0	0	0	0	2.0	1	0	0	1	1	.167	0	0	0	0	0
John Hegarty	0-0	0.00	2	0	0	0	0	1.1	0	0	0	1	1	.000	0	0	0	0	0
TJ Swidorski	0-0	0.00	1	0	0	0	0	0.2	1	0	0	0	0	.333	0	0	0	0	0
Will Siwinski	0-0	0.00	1	0	0	0	0	0.1	0	0	0	0	0	.000	0	0	0	0	0
Beck Urofsky	0-0	3.86	2	0	0	0	0	2.1	3	1	1	1	1	.333	0	0	1	1	0
Carson Mayfield	0-1	3.86	4	1	0	0	0	11.2	8	6	5	4	12	.186	1	1	0	0	1
Ethan Hamill	0-0	7.16	3	3	0	0	0	16.1	20	13	13	9	7	.313	2	4	1	1	0
Huxley Holcombe	1-1	8.59	4	2	0	0	0	14.2	18	15	14	9	10	.305	5	2	0	1	1
Gus Magill	0-1	9.00	2	0	0	0	0	2.0	2	2	2	5	2	.250	0	0	1	0	0
Ethan Van Sice	0-0	10.80	2	0	0	0	0	3.1	7	5	4	2	1	.438	1	0	0	1	0
Noah Keller	0-2	10.97	4	2	0	0	0	10.2	20	15	13	10	10	.408	0	0	0	1	1
Nathaniel Jennewein	0-0	27.00	2	0	0	0	0	1.0	1	3	3	3	1	.250	1	1	0	0	0
Sam Keene	0-1	31.50	1	1	0	0	0	2.0	6	7	7	1	1	.500	1	3	0	0	0
TOTALS	1-6	7.93	33	9	0	0	0	70.1	87	67	62	47	47	.307	11	11	4	5	3

BOOTH FIELD



► After spending over 100-plus years at Hoy Field, Cornell's legendary, and storied, on-campus field, the Cornell baseball team officially moved to Booth Field, the program's brand-new, \$17.5 million off-campus facility on Friday, April 21, 2023.

► Booth Field is named in honor of former Cornell pitcher **RICH BOOTH** '82, who has shown "extraordinary leadership and generosity — much of its anonymous — over the last four decades."

► The facility features many state-of-the-art amenities for the Cornell baseball team, including a 1500-square foot team room and lounge, 1500-square foot locker room, and a 7000-square foot indoor area for batting cages and pitching mounds. A nutrition station, Hall of Fame area, and a coaches room is included at the facility, which was completed this past summer.

YEAR-BY-YEAR RESULTS

SEASON	RECORD	W%	RF	RA	+/-
2023	1-5	.167	31	48	-17
2024	7-5	.583	86	92	-6
2025	3-6	.333	56	65	-9
2026	3-3	.500	25	40	-15
TOTALS	14-19	.424	198	245	-47

BOOTH FIELD FIRSTS (ALL INSTANCES OCCURRED ON 4/21/23 UNLESS DENOTED)

GAME: Friday, April 21, 2023 (Princeton 11, Cornell 8)
CORNELL WIN: April 28, 2023 (Game 2)
 Cornell 11, Penn 9
ATTENDANCE: 397
TIME OF GAME | TEMPERATURE: 2:21 | 84°F
FIRST PITCH: 3:33 p.m. by Spencer Edwards, Cornell; fastball, ball
BATTER: Matt Scannell, Princeton (homered)
PLATE UMPIRE: Mike Lum
HIT: Home run by Matt Scannell, 1st inning, none on
RUN: Matt Scannell, Princeton (homered)
SINGLE: Brendan Cumming, Princeton, 1st inning
DOUBLE: Max Jensen, Cornell, 1st inning
TRIPLE: Jakobi Davis, Cornell, 2nd inning
FIRST RBI: Matt Scannell, Princeton, 1st inning (homered)
HOME RUN: Matt Scannell, Princeton, (1st inning off Spencer Edwards)

CORNELL HOME RUN: Sam Kaplan (two-run), 5th inning, off Princeton's Jackson Emus
TWO-RUN HOME RUN: Kyle Vinci, Princeton, (4th inning off Spencer Edwards)
CORNELL TWO-RUN HOME RUN: Sam Kaplan, 5th inning, off Princeton's Jackson Emus
THREE-RUN HOME RUN: Kyle Vinci, Princeton, (7th inning off Carson Mayfield)
CORNELL THREE-RUN HOME RUN: Joe Hollerbach, (4/28/23, 3rd inning, off Penn's Cole Zaffiro)
GRAND SLAM: Kyle Vinci, Princeton, 4/8/23, (7th inning off Von Baker)
CORNELL GRAND SLAM: Nathan Waugh, 3/30/24, (2nd inning, off Dartmouth's Marco Dumsky)
PINCH-HIT HOME RUN: Never happened
INSIDE-THE-PARK HOME RUN: Never happened
WINNING PITCHER: Jackson Emus, Princeton (starter)
LOSING PITCHER: Spencer Edwards, Cornell (starter)
SAVE: Jacob Faulkner, Princeton

PUTOUT: Matt Barnhorst, Cornell (first out of 6-4-3 DP)
ASSIST: Ryan Porter, Cornell (GIDP to shortstop)
ERROR: Noah Granet, Princeton, fielding
CG SHUTOUT: Tom Chmielewski, Princeton, 4/8/23
9-INNING CG SHO: Has not happened
WALK: Cornell's John Quinlan by Princeton's Jackson Emus, 1st inning
STRIKEOUT: Princeton's Kyle Vinci by Cornell's Spencer Edwards, 1st inning
STOLEN BASE: Scott Bandura, Princeton, 4th inning
DOUBLE PLAY: Porter-Barnhorst-Jensen, Cornell, 1st inn.
TRIPLE PLAY: Has not happened
BALK: Noah Keller, Cornell, 3/30/24 (G2), vs. Dartmouth
ONE-HITTER: 4/4/26 (G2) vs. Dartmouth (L, 0-15)
NO-HITTER: Has not happened
EXTRA-INNING GAME: 4/20/24 (G2) vs. Yale (W, 10-9 — 10 inn.)



DAN PEPICELLI

24

10TH SEASON AT CORNELL

Years in Role: 10th Season as Head Coach
College: SUNY Cortland '90
Coaching Location: Dugout

DAN PEPICELLI, the Ted Thoren Head Coach of Cornell Baseball, was named the 17th head coach in Cornell baseball history on Aug. 10, 2015, and is entering his 11th season at the helm of the Cornell baseball program.

Pepicelli's 119 wins as the Big Red's head coach stand as the fourth-most in program history, trailing **TED THOREN** (515), **TOM FORD** (264), and **BILL WALKENBACH** (130).

Under Pepicelli's tutelage, Cornell has produced 30 All-Ivy League selections — including nine First Team and nine Second Team selections. Four Big Red players have also been selected in the Major League Baseball Amateur Draft.

Before his arrival on East Hill, Pepicelli spent six seasons at Clemson where he had three coaching titles during his six-year stay. The final three years with the Tigers were as the associate head coach.

He became the Tigers' first pitching coach to lead a staff to Omaha in his first season with the squad. That year, Clemson's pitching staff posted the first of four consecutive seasons with a sub-4.00 ERA. Pepicelli recruited and developed Matt Crownover, who earned freshman All-America accolades in 2013 and ACC Pitcher of the Year honors in 2015, and was instrumental in assembling *Baseball America's* ninth-ranked recruiting class in 2015. Ten Clemson pitchers were selected in the Major League Baseball Amateur Draft in Pepicelli's tenure at Clemson.

By joining the Big Red, Pepicelli returned home to upstate New York, where he previously had 11 years of head coaching experience at the Division III level between St. John Fisher and Hartwick.

After serving as an assistant coach for three seasons at Hartwick, Pepicelli was promoted to head coach for the 1999 season. Following his two-year tenure at Hartwick, Pepicelli was head coach and assistant athletic director at St. John Fisher for nine seasons (2001-09). Pepicelli was a two-time Empire 8 Coach of the Year (2001, 2007), with the latter coming when the Cardinals advanced to the NCAA Division III College World Series for the first time in program history.

Pepicelli's teams at St. John Fisher had winning records in each of his last seven seasons. His team garnered national recognition for sportsmanship in 2008 after a line-drive foul ball struck the opposing team's third-base coach in the head during the ninth inning of the play-in game of the 2008 ECAC Upstate Championship. Despite the fact the Cardinals were trailing, Pepicelli and the Cardinals elected to concede the game, ending any hope of clinching a berth an NCAA Tournament berth. The Committee on Sportsmanship and Ethical Conduct presented Pepicelli's team with the NCAA All-Divisions Sportsmanship Award.

Along with being the baseball coach at St. John Fisher, Pepicelli was the head strength and conditioning coach where he spent three years on the NCAA Competitive Safeguards Committee. He is a certified strength and conditioning specialist and is a member of the National Strength & Conditioning Association.

A native of Schenectady, N.Y., Pepicelli is married to the former Robyn Molloy, who played for and served as an assistant coach with the Syracuse women's soccer team. The couple has a daughter, Mia, and a son, Owen.

PEPICELLI'S FILE

COACHING EXPERIENCE

1988	Mohawk Valley CC (Volunteer Assistant)
1996-98	Hartwick (Assistant Coach)
1999-2000	Hartwick (Head Coach)
2001-09	St. John Fisher (Head Coach)
2010	Clemson (Assistant Coach)
2011-12	Clemson (Assistant Head Coach)
2013-15	Clemson (Associate Head Coach)
2016-Pres.	Cornell (Head Coach)

PLAYING EXPERIENCE

1986-87	Mohawk Valley Community College
1990	SUNY Cortland
1991	SUNY Oneonta

EDUCATION

SUNY Cortland
 B.S., Economics and Management Science, 1990

COACHING CAREER

SEASON	RECORD	W%	CONF.	W%
HARTWICK (1999-2000)				
1999	9-22	.290	—	—
2000	12-18	.400	3-3	.500
TOTALS	21-40	.344	3-3	.500

ST. JOHN FISHER (2001-09)				
2001	19-14	.576	6-2	.750
2002	15-19	.441	3-3	.500
2003	16-16	.500	4-4	.500
2004	27-14	.659	4-4	.500
2005	22-15	.595	5-3	.625
2006	26-15	.634	9-7	.563
2007	28-13	.683	7-5	.583
2008	25-14-2	.634	9-7	.563
2009	22-17	.564	8-8	.500
TOTAL	200-137-2	.593	55-43	.561

CORNELL (2016-PRES.)				
2016	14-24	.368	7-13	.350
2017	21-17	.553	9-11	.450
2018	14-22-1	.392	9-12	.429
2019	14-24	.368	8-13	.381
2020	1-8	.111	—	—
2021	— NO SEASON (COVID-19 PANDEMIC) —			
2022	11-25	.306	5-16	.238
2023	9-26	.257	8-13	.381
2024	17-21	.447	11-10	.524
2025	12-22	.353	7-14	.333
2026	6-17	.261	4-5	.444
TOTALS	119-206-1	.367	68-107	.389
OVERALL	340-383-3	.470	126-153	.452



#27

JOHN TOPPA

ASSISTANT COACH
 4TH SEASON AT CORNELL



#38

KYLE CANAVALLY

ASSISTANT COACH
 1ST SEASON AT CORNELL



#39

MCGWIRE TUFFY

ASSISTANT COACH
 1ST SEASON AT CORNELL

2026 BIG RED HOME RUNS

PLAYER	HR	vL	vR	ROAD/		RUNNERS ON				OUTS			TIED GO		DIRECTION					TEAM W-L	LAST HR			ABS SINCE		
				HOME	NEUTRAL	0	1	2	3	0	1	2	GAME	AHEAD	LF	LC	CF	RC	RF		DATE	OPPONENT	PITCHER			
Troy Ashkinos	—	—	—	—	—	—	—	—	—	—	—	—	—	—	—	—	—	—	—	—	—	—	3/15/25 ^(G2)	Crown (MN)	Tirrell	62
Aiden Barclay	—	—	—	—	—	—	—	—	—	—	—	—	—	—	—	—	—	—	—	—	—	—	—	—	—	—
Mason Barela	2	1	1	1	1	2	—	—	—	1	—	1	1	1	2	—	—	—	—	—	0-2	3/29/26 ^(G1)	Harvard	Colasante	25	
Tyler Beaulieu	1	—	1	—	1	—	1	—	—	—	1	—	—	—	—	—	—	—	—	—	0-1	3/21/26 ^(G1)	Princeton	Sword	27	
Caden Callaway	—	—	—	—	—	—	—	—	—	—	—	—	—	—	—	—	—	—	—	—	—	—	—	—	—	—
Owen Carlson	2	—	2	—	2	—	2	—	—	—	—	2	—	—	—	—	—	—	—	—	0-2	2/22/25	Boston Coll.	Hartsell	52	
Ryan Dillon	—	—	—	—	—	—	—	—	—	—	—	—	—	—	—	—	—	—	—	—	—	—	—	—	—	—
Kevin Hager	3	—	3	—	3	2	1	—	—	—	—	1	2	—	1	2	—	1	—	—	0-2	3/31/26	Army	Donecea	14	
Jake Hower	2	—	2	—	2	2	—	—	—	—	1	1	—	1	1	2	—	—	—	—	2-0	3/22/26	Princeton	Penney	22	
Luke Johnson	1	—	1	1	—	—	1	—	—	—	—	1	—	—	—	—	—	—	—	—	1-0	3/29/26 ^(G2)	Harvard	Kahn	21	
Trent Lopez	—	—	—	—	—	—	—	—	—	—	—	—	—	—	—	—	—	—	—	—	—	—	—	—	—	—
Jackson Marko	—	—	—	—	—	—	—	—	—	—	—	—	—	—	—	—	—	—	—	—	—	—	—	—	—	—
Jayden Shin	1	—	1	1	—	—	—	1	—	—	—	1	—	—	—	—	—	—	—	—	1-0	4/3/26	Dartmouth	Dumsky	6	
TJ Swidorski	2	—	2	—	2	—	—	1	1	—	—	—	2	—	—	—	—	—	—	—	0-2	3/21/26 ^(G1)	Princeton	Sword	25	
Beck Urofsky	—	—	—	—	—	—	—	—	—	—	—	—	—	—	—	—	—	—	—	—	—	—	—	—	—	—
Matthew Walters	—	—	—	—	—	—	—	—	—	—	—	—	—	—	—	—	—	—	—	—	—	—	—	—	—	—
Caden Wildman	1	—	1	—	1	—	1	—	—	—	—	—	1	—	—	—	—	—	—	—	1-0	3/22/26	Princeton	Wolf	26	

2-HR GAMES (1)

PLAYER (CAREER NO.) DATE / OPP

Kevin Hager (1) 3/31 at Army

GRAND SLAMS (1)

PLAYER (CAREER NO.) DATE / OPP

TJ Swidorski (1) 3/8 at Fordham

LEADOFF HR (0)

PLAYER (CAREER NO.) DATE / OPP

INSIDE-THE-PARK (0)

PLAYER (CAREER NO.) DATE / OPP

3-HR GAMES (0)

PLAYER (CAREER NO.) DATE / OPP

PINCH-HIT HR (0)

PLAYER (CAREER NO.) DATE / OPP

WALK-OFF HR (0)

PLAYER (CAREER NO.) DATE / OPP

BACK-TO-BACK (0)

PLAYERS DATE / OPP

BIG RED MISCELLANEOUS BATTING

PLAYER	MULTI-HIT GAMES						MULTI-RBI GAMES					HIT STREAKS				HITS				
	2	3	4	5+	TOTAL	CAREER	2	3	4	5+	TOTAL	CAREER	5-9	10-14	15+	ACTIVE	2026 HIGH	CAREER HIGH	INFIELD BUNT	
Troy Ashkinos	—	—	—	—	—	6	—	—	—	—	—	3	—	—	—	0	—	5, 2025	1	—
Aiden Barclay	2	—	—	—	2	2	—	—	—	—	—	—	—	—	—	2	4, 2/22 - 3/1	4, 2026	2	—
Mason Barela	2	2	—	1	5	5	1	—	—	—	1	3	1	—	—	0	9, 2/27 - 3/15	9, 2026	4	—
Tyler Beaulieu	1	—	—	—	1	1	2	—	—	—	2	2	—	—	—	0	3, 3/8 - 3/14	3, 2026	—	—
Caden Callaway	—	—	—	—	—	—	—	—	—	—	—	—	—	—	—	1	—	—	1	—
Owen Carlson	4	3	—	—	7	18	3	—	—	—	3	4	2	—	—	0	9, 2/20 - 3/7	9, 2025-26	1	—
Ryan Dillon	—	—	—	—	—	—	—	—	—	—	—	—	—	—	—	0	—	—	—	—
Kevin Hager	5	3	—	—	8	21	2	—	—	—	2	9	2	—	—	4	7, 3/7 - 3/21	7, 2026	6	—
Jake Hower	6	—	—	—	6	6	3	1	—	—	4	4	1	—	—	0	5, 2/20 - 2/27	5, 2026	1	—
Luke Johnson	3	2	—	—	5	13	1	1	—	—	2	7	1	—	—	0	6, 3/7 - 3/15	6, 2026	2	—
Trent Lopez	—	—	—	—	—	—	—	—	—	—	1	1	—	—	—	0	—	—	—	—
Jackson Marko	—	—	—	—	—	—	—	—	—	—	—	—	—	—	—	0	—	—	—	—
Jayden Shin	1	—	—	—	1	1	—	1	—	—	1	1	—	—	—	0	3, 3/31 - 4/4	3, 2026	1	—
TJ Swidorski	4	1	—	—	5	15	1	2	1	—	4	10	1	—	—	0	5, 3/29 - 4/4	5, 2026	1	—
Beck Urofsky	—	—	—	—	—	—	—	—	—	—	—	—	—	—	—	—	—	—	—	—
Matthew Walters	—	—	—	—	—	—	—	—	—	—	—	—	—	—	—	—	—	—	—	—
Caden Wildman	2	1	1	—	4	21	2	—	—	—	2	11	1	—	—	0	5, 2/21 - 3/1	11, 2024	2	—

Bold denotes active streak

BIG RED W-L RECORD BY LINEUP CARD

PLAYER	BATTING ORDER (STARTS)									BY POSITION (STARTS)								
	1ST	2ND	3RD	4TH	5TH	6TH	7TH	8TH	9TH	C	1B	2B	3B	SS	LF	CF	RF	DH
Troy Ashkinos	—	—	—	—	—	0-1	1-2	0-1	—	—	—	—	—	—	—	—	1-4	
Aiden Barclay	—	—	—	—	—	1-0	0-3	0-2	2-8	—	0-2	—	0-5	—	1-2	—	2-4	
Mason Barela	—	0-1	1-7	3-8	2-1	—	—	—	—	5-12	—	0-1	—	—	—	—	1-4	
Tyler Beaulieu	3-7	—	—	—	—	—	—	2-1	0-1	—	—	—	—	5-9	—	—	—	
Caden Callaway	0-2	—	—	—	—	—	—	—	—	—	—	—	—	0-2	—	—	—	
Owen Carlson	1-2	2-11	2-1	—	—	—	—	—	—	—	—	3-12	—	—	—	—	2-2	
Ryan Dillon	—	—	—	—	—	—	—	—	—	1-5	—	—	—	—	—	—	—	
Kevin Hager	—	3-4	—	—	0-1	2-11	1-1	—	—	—	—	—	6-17	—	—	—	—	
Jake Hower	—	—	—	0-1	4-12	2-2	—	0-2	—	—	—	—	—	—	—	6-17	—	
Luke Johnson	2-2	—	—	—	—	1-2	1-6	2-3	—	—	—	0-1	6-12	—	—	—	—	
Trent Lopez	—	—	—	—	—	—	—	0-3	0-1	—	—	—	—	0-4	—	—	—	
Jackson Marko	—	—	—	—	—	—	—	—	—	—	—	—	—	—	—	—	—	
Jayden Shin	—	—	—	—	—	0-1	0-2	1-3	2-1	—	3-4	—	—	—	—	—	0-3	
TJ Swidorski	0-4	1-1	—	—	0-3	—	3-3	1-2	1-1	—	3-11	3-3	—	—	—	—	—	
Beck Urofsky	—	—	—	—	—	—	—	—	—	—	—	—	—	—	—	—	—	
Matthew Walters	—	—	—	—	—	—	—	—	—	—	—	—	—	—	—	—	—	
Caden Wildman	—	—	3-9	3-8	—	—	—	—	—	—	—	—	—	—	6-17	—	—	

BIG RED STARTING PITCHER RUN SUPPORT

PLAYER	RUN		RUN SUPP. PER 9 IP	RUNS IN STARTS	RUNS PER START	TEAM W-L	QUALITY STARTS
	GS	SUPPORT					
Ethan Hamill	7	13	4.23	36	5.14	2-5	1
Huxley Holcombe	7	11	3.03	16	2.29	2-5	2
Carson Mayfield	5	11	5.12	27	5.40	1-4	0
Ethan Van Sice	3	10	8.18	14	4.67	1-2	1
Noah Keller	1	1	13.50	6	6.00	0-1	0
TOTALS	23	46	4.53	99	4.30	6-17	4

BIG RED 2026 PITCHING SPLITS

	W	L	SV	G	IP	H	R	ER	HR	BB	SO	ERA	AVG
TOTALS	6	17	4	23	197.1	215	190	164	29	109	179	7.48	.279
Home	3	3	1	6	54.0	48	40	39	8	24	50	6.50	.245
Away	3	10	3	13	106.2	122	115	92	19	61	92	7.76	.286
Neutral	0	4	0	4	36.2	45	35	33	2	24	37	8.10	.306
Day	6	17	4	23	197.1	215	190	164	29	109	179	7.48	.279
Night	—	—	—	—	—	—	—	—	—	—	—	—	—
Starter	3	12	—	23	91.1	91	69	63	12	46	81	6.21	.262
Reliever	3	5	4	23	106.0	124	121	101	17	63	98	8.58	.293
February	0	6	0	6	52.2	68	55	48	8	32	59	8.20	.313
March	4	10	3	14	117.2	122	117	98	19	64	101	7.50	.267
April	2	1	1	3	27.0	25	18	18	2	13	19	6.00	.260
May	—	—	—	—	—	—	—	—	—	—	—	—	—

RUNS BY INNING

	1	2	3	4	5	6	7	8	9	10	11	12	13	14	15	TOT
BIG RED	15	7	8	7	14	19	9	6	13	0	1	—	—	—	—	99
OPPONENTS	21	20	28	18	28	22	17	22	12	0	2	—	—	—	—	190
DIFFERENCE	-6	-13	-20	-11	-14	-3	-8	-16	+1	0	-1	—	—	—	—	-91

VICTORY MARGIN

	1	2	3	4	5	6	7	8	9	10	11	12	13	14	15+
BIG RED	—	2	2	—	1	—	1	—	—	—	—	—	—	—	—
OPPONENTS	3	—	2	—	2	2	—	4	—	1	—	1	1	—	1

BIG RED MULTI-RUN INNINGS

	TIMES	LAST TIME
2 Runs	17	4/4 (G1) vs. Dartmouth (7th inning, 1 hit)
3 Runs	4	3/29 (G2) vs. Harvard (1st inning, 1 hit; 3rd inning, 2 hits)
4 Runs	3	4/3 vs. Dartmouth (2nd inning, 3 hits)
5 Runs	0	—
6 Runs	0	—
7 Runs	0	—
8 Runs	0	—
9 Runs	1	3/8 at Fordham (6th inn., 6 hits)
10+ Runs	0	—

BIG RED LINEUP PRODUCTION

	AB	R	H	2B	3B	HR	RBI	BB	SO	AVG	OBP	SLG	OPS
1st	94	14	20	5	0	1	11	7	22	.213	.286	.298	.584
2nd	88	15	32	3	0	4	10	16	15	.364	.477	.534	1.011
3rd	89	14	23	6	0	2	10	10	22	.258	.353	.393	.746
4th	93	5	25	2	0	1	9	4	25	.269	.310	.323	.633
5th	79	9	16	1	0	2	12	7	18	.203	.323	.291	.614
6th	86	12	25	2	0	2	10	4	20	.291	.358	.384	.742
7th	85	7	20	3	1	0	7	4	20	.235	.290	.294	.584
8th	78	14	19	7	0	1	10	4	22	.244	.326	.372	.698
9th	72	9	15	4	0	2	8	4	27	.208	.293	.347	.640

BIG RED 2026 BATTING SPLITS

	AB	R	H	2B	3B	HR	RBI	BB	SO	AVG	OBP	SLG	OPS
TOTALS	764	99	196	33	1	15	87	60	191	.257	.334	.361	.696
Home	186	25	42	9	0	3	19	18	35	.226	.330	.323	.653
Away	442	57	126	19	0	10	54	32	116	.285	.357	.396	.753
Neutral	136	17	28	5	1	2	14	10	40	.206	.290	.301	.592
Day	764	99	196	33	1	15	87	60	191	.257	.338	.361	.700
Night	—	—	—	—	—	—	—	—	—	—	—	—	—
February	210	26	51	11	1	4	23	12	60	.243	.303	.362	.665
March	463	61	123	18	0	10	54	40	115	.266	.354	.369	.723
April	91	12	22	4	0	1	10	8	16	.242	.337	.319	.655
May	—	—	—	—	—	—	—	—	—	—	—	—	—

BIG RED COMEBACK VICTORIES

DATE	OPPONENT	SITE	LDS	LTS	GO-AHEAD PLAY DETAILS	SBP	SAP	FINAL
3/22	* Princeton	A	^(M4) 2-3	^(M4) 2-3	Hager scored on wild pitch	⁽⁸⁾ 3-3	4-3	6-3
3/30 ^(G2)	* Harvard	H	^(M1) 0-1	^(M1) 0-1	Johnson RBI single	⁽¹⁾ 1-1	2-1	9-5
4/4 ^(G1)	* Dartmouth	H	^(M6) 1-2	^(M6) 1-2	Carlson RBI single	⁽⁷⁾ 2-2	3-2	4-2

* - Ivy League regular-season game; ^ - walkoff; V/H - Cornell's batting designation; LDS - ^(inning)largest deficit score (latest listed if there were ties for largest deficit); LTS - ^(inning)latest trailed score; SBP - ^(inning)score before go-ahead play; SAP - score after go-ahead play; Note: **Bold** denotes a Cornell home game.

2026 CORNELL OVERALL STATISTICS

Overall

6-17

Home

3-3

Away

3-10

Neutral

0-4

Ivy League

4-5

BATTING STATISTICS

#	PLAYER	AVG	GP	GS	AB	R	H	2B	3B	HR	RBI	TB	SLG%	BB	HBP	SO	GDP	OB%	SF	SH	SB	ATT
15	Owen Carlson	.371	19	19	70	13	26	2	0	2	11	34	.486	13	1	8	1	.471	1	0	0	1
14	Kevin Hager	.337	23	23	86	13	29	4	0	3	8	42	.488	8	4	17	3	.418	0	0	4	4
40	Jake Hower	.286	23	23	77	10	22	2	0	2	14	30	.390	6	10	15	0	.400	2	0	4	9
7	Luke Johnson	.279	19	19	68	13	19	4	0	1	8	26	.382	6	2	9	2	.355	0	1	8	11
2	Mason Barela	.277	23	23	94	7	26	1	0	2	9	33	.351	2	0	24	1	.289	1	1	0	1
18	TJ Swidorski	.243	22	20	70	8	17	5	0	2	14	28	.400	2	6	23	0	.316	1	3	0	2
4	Caden Wildman	.241	23	23	83	11	20	6	0	1	8	29	.349	10	4	24	2	.351	0	3	2	4
1	Caden Callaway	.250	3	2	8	3	2	1	0	0	1	3	.375	3	0	2	0	.455	0	1	1	1
23	Jayden Shin	.200	16	10	40	6	8	2	1	1	3	15	.375	3	3	12	1	.304	0	0	0	0
26	Aiden Barclay	.196	17	16	51	4	10	1	0	0	2	11	.216	1	4	20	0	.259	2	2	1	1
5	Tyler Beaulieu	.164	15	14	55	6	9	1	0	1	6	13	.236	4	2	12	1	.246	0	2	2	4
20	Trent Lopez	.143	12	4	21	3	3	2	0	0	2	5	.238	1	1	8	0	.217	0	0	0	0
44	Troy Ashkinos	.105	7	5	19	1	2	1	0	0	1	3	.158	1	1	3	1	.190	0	0	0	0
8	Ryan Dillon	.095	9	6	21	1	2	1	0	0	0	3	.143	0	0	14	0	.095	0	2	0	0
41	Jackson Marko	.000	1	0	1	0	0	0	0	0	0	0	.000	0	0	0	0	.000	0	0	0	0
TOTALS		.255	23		764	99	195	33	1	15	87	275	.360	60	38	191	12	.337	7	15	22	38
OPPONENTS		.279	23		770	190	215	38	8	29	170	356	.462	109	57	179	13	.400	17	10	74	77

PITCHING STATISTICS

#	PLAYER	ERA	W	L	APP	GS	CG	SHO	SV	IP	H	R	ER	BB	SO	2B	3B	HR	AB	AVG	WP	HBP	BK	SFA	SHA
37	Huxley Holcombe	4.13	1	4	7	7	0	0/0	0	32.2	27	16	15	14	31	5	2	3	117	.231	2	3	0	2	4
13	Ethan Hamill	6.18	0	2	7	7	0	0/0	0	27.2	27	19	19	13	24	4	2	5	104	.260	1	6	1	1	0
35	Alex Stoyer	0.00	0	0	2	0	0	0/0	0	1.1	1	0	0	0	0	0	0	0	4	.250	0	3	0	1	0
9	Graham Biben	0.00	0	0	1	0	0	0/0	0	0.2	1	0	0	1	0	0	0	0	3	.333	0	1	0	0	0
22	John Hegarty	1.47	3	0	7	0	0	0/0	0	18.1	6	3	3	9	14	2	0	0	58	.103	4	5	0	1	0
34	Ross Yoshida	3.68	0	1	9	0	0	0/0	1	22.0	19	11	9	10	24	5	1	3	84	.226	1	2	0	1	1
43	Michael Tight	6.91	0	0	6	0	0	0/0	0	14.1	19	19	11	8	9	5	0	2	59	.322	6	5	1	3	1
32	Carson Mayfield	8.38	1	4	5	5	0	0/0	0	19.1	29	23	18	6	18	6	0	4	84	.345	2	2	0	2	0
3	Ethan Van Sice	8.47	1	1	7	3	0	0/0	0	17.0	18	20	16	14	17	3	1	3	69	.261	4	5	0	0	1
28	Max Foster	9.75	0	1	8	0	0	0/0	3	12.0	15	15	13	6	16	2	0	3	49	.306	3	6	0	0	0
18	TJ Swidorski	12.27	0	0	3	0	0	0/0	0	3.2	10	7	5	1	4	2	0	0	21	.476	0	2	0	1	0
19	Braeden Johnson	16.20	0	0	4	0	0	0/0	0	5.0	7	9	9	7	1	0	0	1	19	.368	0	2	0	1	1
42	Josh Shea	16.88	0	2	7	0	0	0/0	0	8.0	15	15	15	2	4	0	0	1	36	.417	0	4	1	1	1
16	Noah Keller	17.00	0	2	8	1	0	0/0	0	9.0	12	19	17	9	13	2	2	2	38	.316	4	8	1	1	0
30	Andrew Houghton	19.89	0	0	8	0	0	0/0	0	6.1	9	14	14	9	4	2	0	2	25	.360	4	3	0	2	1
TOTALS		7.48	6	17	23	0	0	4	197.1	215	190	164	109	179	38	8	29	770	.279	31	57	4	17	10	
OPPONENTS		3.64	17	6	23	0	3	8	205.0	195	99	83	60	191	33	1	15	764	.255	20	38	3	7	15	

2026 CORNELL IVY LEAGUE STATISTICS

Overall

6-17

Home

3-3

Away

3-10

Neutral

0-4

Ivy League

4-5

BATTING STATISTICS

#	PLAYER	AVG	GP	GS	AB	R	H	2B	3B	HR	RBI	TB	SLG%	BB	HBP	SO	GDP	OB%	SF	SH	SB	ATT
15	Owen Carlson	.389	6	6	18	3	7	1	0	0	2	8	.444	5	1	3	0	.542	0	0	0	0
18	TJ Swidorski	.321	9	8	28	2	9	2	0	1	8	14	.500	0	2	5	0	.367	0	0	0	1
14	Kevin Hager	.303	9	9	33	5	10	4	0	0	1	14	.424	4	1	3	2	.395	0	0	3	3
26	Aiden Barclay	.267	6	6	15	1	4	0	0	0	0	4	.267	1	3	5	0	.421	0	1	0	0
40	Jake Hower	.250	9	9	28	7	7	0	0	1	3	10	.357	3	5	7	0	.417	0	0	2	3
20	Trent Lopez	.250	4	0	4	2	1	1	0	0	0	2	.500	0	1	0	0	.400	0	0	0	0
44	Troy Ashkinos	.250	2	1	4	0	1	1	0	0	1	2	.500	1	0	0	0	.400	0	0	0	0
7	Luke Johnson	.194	9	9	31	5	6	0	0	1	4	9	.290	6	0	5	2	.324	0	0	6	8
4	Caden Wildman	.152	9	9	33	5	5	2	0	1	2	10	.303	3	2	11	2	.263	0	0	0	1
23	Jayden Shin	.150	9	6	20	2	3	1	0	1	3	7	.350	3	3	5	0	.346	0	0	0	0
5	Tyler Beaulieu	.138	9	9	29	4	4	0	0	1	3	7	.241	4	2	6	0	.286	0	2	1	1
2	Mason Barela	.125	9	9	32	2	4	0	0	1	4	7	.219	1	0	11	0	.147	1	0	0	0
8	Ryan Dillon	.000	3	0	4	0	0	0	0	0	0	0	.000	0	0	3	0	.000	0	0	0	0
41	Jackson Marko	.000	1	0	1	0	0	0	0	0	0	0	.000	0	0	0	0	.000	0	0	0	0
TOTALS		.218	9		280	38	61	12	0	7	31	94	.336	31	20	64	6	.337	1	3	12	17
OPPONENTS		.272	9		301	68	82	13	2	12	64	135	.449	37	21	70	7	.385	5	3	19	21

PITCHING STATISTICS

#	PLAYER	ERA	W	L	APP	GS	CG	SHO	SV	IP	H	R	ER	BB	SO	2B	3B	HR	AB	AVG	WP	HBP	BK	SFA	SHA
22	John Hegarty	0.00	2	0	3	0	0	0/0	0	8.0	3	0	0	1	6	0	0	0	26	.115	0	1	0	0	0
35	Alex Stoyer	0.00	0	0	1	0	0	0/0	0	1.0	1	0	0	0	0	0	0	0	3	.333	0	1	0	1	0
34	Ross Yoshida	2.25	0	1	3	0	0	0/0	1	8.0	5	2	2	1	9	0	1	1	29	.172	1	1	0	0	0
37	Huxley Holcombe	4.20	1	1	3	3	0	0/0	0	15.0	9	7	7	7	13	1	1	1	48	.188	1	3	0	2	2
3	Ethan Van Sice	5.40	1	1	3	2	0	0/0	0	10.0	6	6	6	5	8	2	0	0	36	.167	1	3	0	0	0
30	Andrew Houghton	8.10	0	0	3	0	0	0/0	0	3.1	3	3	3	3	3	1	0	0	10	.300	2	3	0	1	1
13	Ethan Hamill	8.53	0	1	3	3	0	0/0	0	12.2	15	12	12	7	13	2	0	4	50	.300	0	3	0	0	0
18	TJ Swidorski	9.00	0	0	1	0	0	0/0	0	2.0	5	4	2	0	1	1	0	0	12	.417	0	0	0	0	0
28	Max Foster	10.13	0	0	3	0	0	0/0	1	5.1	8	6	6	4	5	0	0	2	22	.364	1	2	0	0	0
32	Carson Mayfield	11.57	0	1	1	1	0	0/0	0	2.1	5	4	3	2	4	0	0	1	11	.455	0	0	0	0	0
42	Josh Shea	13.50	0	0	3	0	0	0/0	0	4.0	7	6	6	0	2	0	0	0	18	.389	0	1	0	0	0
43	Michael Tight	15.88	0	0	3	0	0	0/0	0	5.2	10	11	10	4	6	5	0	2	26	.385	4	3	0	1	0
16	Noah Keller	27.00	0	0	1	0	0	0/0	0	0.1	1	1	1	1	0	1	0	0	2	.500	1	0	0	0	0
19	Braeden Johnson	40.50	0	0	2	0	0	0/0	0	1.1	4	6	6	2	0	0	0	1	8	.500	0	0	0	0	0
TOTALS		7.29	4	5	9	0	0	2	79.0	82	68	64	37	70	13	2	12	301	.272	11	21	0	5	3	
OPPONENTS		3.69	5	4	9	0	2	3	78.0	61	38	32	31	64	12	0	7	280	.218	11	20	2	1	3	

2026 GAME-BY-GAME BATTING STATISTICS

DATE	OPPONENT	W/L	SCORE	AB	R	H	RBI	2B	3B	HR	TB	BB	IBB	SB	CS	HBP	SH	SF	GDP	SO	AVG	OBP	SLG	OPS		
2/20	vs. Northwestern	L	5-13	37	5	12	5	1	1	1	18	4	0	0	0	0	0	1	0	12	.324	.372	.486	.859		
2/20	vs. Boston College	L	1-9	27	1	2	0	0	0	0	2	2	0	0	1	0	1	0	0	12	.219	.282	.313	.594		
2/21	vs. Northwestern	L	5-6	39	5	8	3	3	0	0	11	3	0	2	1	4	2	0	1	8	.214	.299	.301	.600		
2/22	vs. Boston College	L	6-7	33	6	6	6	1	0	1	10	1	0	0	0	3	0	1	0	8	.206	.290	.301	.592		
HUB CITY INVITE STATS				0-4	17-35	136	17	28	14	5	1	2	41	10	0	2	2	7	3	2	1	40	.206	.290	.301	.592
2/27	at Richmond	L	6-9	37	6	13	6	4	0	1	20	2	0	1	0	0	0	0	0	9	.237	.309	.353	.662		
2/28	at Richmond	L	3-11	37	3	10	3	2	0	1	15	0	0	1	1	0	0	0	0	11	.243	.303	.362	.665		
3/1	at Richmond	L	2-12	33	2	10	1	0	0	0	10	0	0	0	0	1	1	1	1	4	.251	.305	.354	.658		
RICHMOND SERIES				0-3	11-32	107	11	33	10	6	0	2	45	2	0	2	1	1	1	1	24	.308	.324	.421	.745	
3/7	at Fordham	L	2-7	33	2	8	1	1	0	0	9	2	0	1	1	1	0	0	1	5	.250	.305	.344	.649		
3/7	at Fordham	W	3-1	30	3	6	3	1	0	1	10	0	0	0	0	0	3	1	0	10	.245	.294	.343	.637		
3/8	at Fordham	L	11-16	42	11	19	11	3	0	1	25	1	0	3	1	5	1	1	0	6	.270	.322	.374	.696		
FORDHAM SERIES				1-2	16-24	105	16	33	15	5	0	2	44	3	0	4	2	6	4	2	1	21	.314	.362	.419	.781
3/14	at VMI	W	7-4	32	7	11	7	2	0	0	13	7	0	2	4	2	2	0	1	10	.276	.338	.376	.714		
3/14	at VMI	L	0-8	31	0	4	0	0	0	0	4	3	0	0	0	2	0	0	0	12	.265	.331	.358	.689		
3/15	at VMI	L	4-7	36	4	12	4	2	0	0	14	2	0	0	0	0	1	1	1	12	.271	.333	.360	.694		
VMI SERIES				1-2	11-19	99	11	27	11	4	0	0	31	12	0	2	4	4	3	1	2	34	.273	.371	.313	.684
3/21	at Princeton	L	7-13	36	7	9	7	2	0	2	17	4	0	0	0	3	1	0	0	14	.269	.336	.369	.705		
3/21	at Princeton	L	0-12	28	0	3	0	0	0	0	3	4	0	0	0	3	0	0	2	6	.260	.333	.354	.688		
3/22	at Princeton	W	6-3	30	6	8	5	1	0	2	15	5	0	3	1	3	1	1	0	9	.261	.338	.362	.701		
PRINCETON SERIES				1-2	13-28	94	13	20	12	3	0	4	35	13	0	3	1	9	2	1	2	29	.213	.359	.372	.731
3/29	HARVARD	L	1-2	30	1	4	1	1	0	0	5	2	0	0	0	1	1	0	0	5	.254	.332	.357	.689		
3/29	HARVARD	W	9-5	30	9	7	6	1	0	1	11	5	0	4	0	3	0	0	0	3	.253	.335	.358	.693		
3/30	HARVARD	L	3-16	35	3	9	2	3	0	0	12	3	0	0	0	2	0	0	1	11	.253	.336	.357	.693		
HARVARD SERIES				1-2	13-23	95	13	20	9	5	0	1	28	10	0	4	0	6	1	0	1	19	.211	.324	.326	.651
3/31	at Army	L	6-12	37	6	13	6	1	0	2	20	2	0	0	2	0	1	0	1	8	.259	.339	.367	.706		
4/3 DARTMOUTH				W	8-1	35	8	14	7	3	0	1	20	2	0	3	2	2	0	0	1	6	.266	.345	.377	.722
4/4	DARTMOUTH	W	4-2	28	4	7	3	1	0	0	8	3	0	2	2	3	0	0	1	5	.265	.346	.374	.720		
4/4	DARTMOUTH	L	0-15	28	0	1	0	0	0	0	1	3	0	0	0	0	0	0	1	5	.257	.338	.361	.700		
DARTMOUTH SERIES				2-1	12-18	91	12	22	10	4	0	1	29	8	0	5	4	5	0	0	3	16	.242	.337	.319	.655
4/11	at Penn																									
4/11	at Penn																									
4/12	at Penn																									
PENN SERIES																										
4/14	BINGHAMTON																									
4/18	YALE																									
4/18	YALE																									
4/19	YALE																									
YALE SERIES																										
4/21	at Binghamton																									
SEASON VS. BINGHAMTON																										
4/25	at Brown																									
4/25	at Brown																									
4/26	at Brown																									
BROWN SERIES																										
4/28	BUCKNELL																									
5/2	COLUMBIA																									
5/2	COLUMBIA																									
5/2	COLUMBIA																									
COLUMBIA SERIES																										
5/5	at Binghamton																									
SEASON VS. BINGHAMTON																										

2026 GAME-BY-GAME PITCHING STATISTICS

DATE	OPPONENT	W/L	SCORE	IP	H	R	ER	BB	SO	2B	3B	HR	WP	BK	HBP	IBB	ERA	WHIP	BB/9	SO/9		
2/20	vs. Northwestern	L	5-13	9.0	14	13	13	7	8	3	2	1	1	1	1	0	13.00	2.33	7.00	8.00		
2/20	vs. Boston College	L	1-9	9.0	14	9	8	4	15	5	1	0	1	0	1	0	10.50	2.17	5.50	11.50		
2/21	vs. Northwestern	L	5-6	10.2	8	6	6	12	8	0	1	0	2	0	4	0	8.48	2.06	7.22	9.73		
2/22	vs. Boston College	L	6-7	8.0	9	7	6	1	6	1	1	1	0	2	2	0	8.10	1.88	5.89	9.08		
HUB CITY INVITE STATS				0-4	17-35	36.2	45	35	33	24	37	9	5	2	4	3	8	0	8.10	1.88	5.89	9.08
2/27	at Richmond	L	6-9	8.0	10	9	6	3	10	1	0	4	1	0	2	0	7.86	1.84	5.44	9.47		
2/28	at Richmond	L	3-11	8.0	13	11	9	5	12	1	0	2	3	0	1	0	8.20	1.90	5.47	10.08		
3/1	at Richmond	L	2-12	7.0	14	12	11	4	7	3	0	3	3	1	3	0	8.90	1.98	5.43	9.96		
RICHMOND SERIES				0-3	11-32	23.0	37	32	26	12	29	5	0	9	7	1	6	0	10.17	2.13	4.70	11.35
3/7	at Fordham	L	2-7	8.0	9	7	7	4	6	2	0	1	1	0	1	0	8.78	1.94	5.32	9.58		
3/7	at Fordham	W	3-1	9.0	1	1	0	1	7	0	0	0	0	0	2	0	7.75	1.73	4.81	9.27		
3/8	at Fordham	L	11-16	8.0	11	16	8	4	6	1	0	1	3	0	7	0	7.87	1.75	4.78	9.04		
FORDHAM SERIES				1-2	16-24	25.0	21	24	15	9	19	3	0	2	4	0	10	0	5.40	1.20	3.24	6.84
3/14	at VMI	W	7-4	9.0	6	4	2	3	6	3	0	1	1	0	1	0	7.30	1.68	4.61	8.74		
3/14	at VMI	L	0-8	8.0	5	8	5	12	6	1	0	1	2	0	3	1	7.17	1.71	5.31	8.59		
3/15	at VMI	L	4-7	8.2	8	7	7	4	7	1	1	2	0	0	2	1	7.18	1.69	5.22	8.48		
VMI SERIES				1-2	11-19	25.2	19	19	14	19	5	1	4	3	0	6	2	4.91	1.48	6.66	6.66	
3/21	at Princeton	L	7-13	8.0	15	13	12	5	9	1	0	1	3	0	3	0	7.61	1.74	5.25	8.59		
3/21	at Princeton	L	0-12	8.0	13	12	10	4	4	1	2	2	0	0	1	0	7.84	1.77	5.20	8.34		
3/22	at Princeton	W	6-3	9.0	6	3	3	4	7	1	0	1	0	0	1	0	7.51	1.72	5.12	8.25		
PRINCETON SERIES				1-2	13-28	25.0	34	28	25	13	20	3	2	4	3	0	5	0	9.00	1.88	4.68	7.20
3/29	HARVARD	L	1-2	9.0	2	2	2	2	12	1	0	1	1	0	2	0	7.17	1.64	4.93	8.48		
3/29	HARVARD	W	9-5	9.0	8	4	4	4	7	4	0	0	0	0	1	0	6.98	1.62	4.87	8.39		
3/30	HARVARD	L	3-16	9.0	13	16	15	5	12	3	0	5	2	0	6	0	7.43	1.64	4.88	8.59		
HARVARD SERIES				1-2	13-23	27.0	23	22	21	11	31	8	0	6	3	0	9	0	7.00	1.26	3.67	10.33
3/31	at Army	L	6-12	8.0	11	12	12	8	5	2	0	0	1	0	6	0	7.71	1.68	5.07	8.45		
4/3	DARTMOUTH	W	8-1	9.0	6	1	1	2	7	0	0	0	1	0	1	0	7.38	1.64	4.92	8.38		
4/4	DARTMOUTH	W	4-2	9.0	5	2	2	2	8	0	0	1	0	0	0	0	7.12	1.60	4.78	8.36		
4/4	DARTMOUTH	L	0-15	9.0	14	15	15	9	4	2	0	1	4	0	6	0	7.48	1.64	4.97	8.16		
DARTMOUTH SERIES				2-1	12-18	27.0	25	18	18	13	19	2	0	2	5	0	7	0	6.00	1.41	4.33	6.33
4/11	at Penn																					
4/11	at Penn																					
4/12	at Penn																					
PENN SERIES																						
4/14	BINGHAMTON																					
4/18	YALE																					
4/18	YALE																					
4/19	YALE																					
YALE SERIES																						
4/21	at Binghamton																					
SEASON VS. BINGHAMTON																						
4/25	at Brown																					
4/25	at Brown																					
4/26	at Brown																					
BROWN SERIES																						
4/28	BUCKNELL																					
5/2	COLUMBIA																					
5/2	COLUMBIA																					
5/2	COLUMBIA																					
COLUMBIA SERIES																						
5/5	at Binghamton																					
SEASON VS. BINGHAMTON																						

2026 INDIVIDUAL AND TEAM GAME HIGHS

INDIVIDUAL GAME HIGHS

BATTING

At-Bats	6, (3x), Last: Tyler Beaulieu, Mason Barela & Caden Wildman, at Richmond (3/8/26)
Runs Scored	3, (4x), Last: Jake Hower, vs. Dartmouth (4/3/26)
Hits	5, Mason Barela, at Fordham (3/8/26)
RBI	4, TJ Swidorski, at Fordham (3/8/26)
Doubles	2, (2x), Last: TJ Swidorski, vs. Dartmouth (4/3/26)
Triples	1, Jayden Shin, vs. Northwestern (2/20/26)
Home Runs	2, Kevin Hager, at Army (3/31/26)
Walks Drawn	3, (2x), Last: Caden Wildman, at VMI (3/14/26 - G1)
Strikeouts	3, (10x), Last: Jake Hower, at Princeton (3/21/26 - G1)
Sac Bunts	2, TJ Swidorski, at VMI (3/14/26 - G1)
Sacrifice Flies	1, (7x), Last: Mason Barela, at Princeton (3/22/26)
Stolen Bases	3, Luke Johnson, vs. Harvard (3/29/26 - G2)
Hit by Pitches	2, (6x), Last: Jake Hower, vs. Dartmouth (4/4/26 - G1)
Caught Stealing	1, (16x), Last: Luke Johnson & Jake Hower, vs. Dartmouth (4/4/26 - G1)

PITCHING

Innings Pitched	6.0, (4x), Last: Ethan Hamill, vs. Dartmouth (4/4/26 - G1)
Hits Allowed	9, Carson Mayfield, vs. Northwestern (2/20/26)
Runs Allowed	7, (3x), Last: Ethan Hamill & Michael Tight, vs. Harvard (3/30/26)
Earned Runs	7, (2x), Last: Ethan Hamill, vs. Harvard (3/30/26)
Walks Issued	5, Ethan Van Sice, vs. Northwestern (2/21/26)
Strikeouts	7, Huxley Holcombe, vs. Harvard (3/29/26 - G1)
Doubles Allowed	3, (2x), Last: Huxley Holcombe, vs. Boston College (2/20/26)
Triples Allowed	1, (8x), Last: Huxley Holcombe, at Princeton (3/21/26 - G2)
HR Allowed	2, (3x), Last: Ethan Hamill, vs. Harvard (3/30/26)
Wild Pitches	2, (4x), Last: Michael Tight, vs. Dartmouth (4/4/26 - G2)
Hit Batsmen	3, (2x), Last: Ethan Hamill, vs. Harvard (3/30/26)

FIELDING

Putouts	14, (2x), Last: Jayden Shin, vs. Dartmouth (4/4/26 - G1)
Assists	7, TJ Swidorski, vs. Dartmouth (4/4/26 - G1)
Errors	2, (3x), Last: Kevin Hager, at Princeton (3/21/26 - G2)
Passed Balls	3, Mason Barela, at Princeton (3/21/26 - G1)

TEAM GAME HIGHS

BATTING

At-Bats	42, at Fordham (3/8/26)
Runs Scored	11, at Fordham (3/8/26)
Hits	19, at Fordham (3/8/26)
Runs Batted In	11, at Fordham (3/8/26)
Doubles	4, at Richmond (2/27/26)
Triples	1, vs. Northwestern (2/20/26)
Home Runs	2, (3x), Last: at Army (3/31/26)
Walks Drawn	7, at VMI (3/14/26 - G1)
Strikeouts	14, at Princeton (3/21/26 - G1)
Sacrifice Bunts	3, at Fordham (3/7/26 - G2)
Sacrifice Flies	1, (7x), Last: at Princeton (3/22/26)
Stolen Bases	4, vs. Harvard (3/29/26 - G2)
Hit by Pitches	5, at Fordham (3/8/26)
Caught Stealing	4, at VMI (3/14/26 - G1)
Hit into Double Plays	2, (3x), Last: vs. Dartmouth (4/4/26 - G1)
Runners Left on Base	12, at Fordham (3/8/26)

PITCHING

Innings Pitched	10.2, vs. Northwestern (2/21/26)
Hits Allowed	15, at Princeton (3/21/26 - G1)
Runs Allowed	16, (2x), Last: vs. Harvard (3/30/26)
Earned Runs	15, (2x), Last: vs. Dartmouth (4/4/26 - G2)
Walks Issued	12, (2x), Last: at VMI (3/14/26 - G2)
Strikeouts	15, vs. Boston College (2/20/26)
Doubles Allowed	5, vs. Boston College (2/20/26)
Triples Allowed	2, (2x), Last: at Princeton (3/21/26 - G2)
Home Runs Allowed	5, vs. Harvard (3/30/26)
Wild Pitches	4, vs. Dartmouth (4/4/26 - G2)
Hit Batsmen	7, at Fordham (3/8/26)

FIELDING

Putouts	32, vs. Northwestern (2/21/26)
Assists	17, vs. Dartmouth (4/4/26 - G2)
Errors	6, at Fordham (3/8/26)
Passed Balls	3, at Princeton (3/21/26 - G1)
Double Plays Turned	2, (3x), Last: vs. Dartmouth (4/4/26 - G2)

2026 CORNELL BASEBALL JERSEY TRACKER



GRAY

Home: 1-2
Road: 1-3
Neutral: 0-1

Date	Opponent	Result
2/21	vs. Northwestern	L, 5-6 (11 inn.)
2/28	at Richmond	L, 3-11
3/8	at Fordham	L, 11-16
3/15	at VMI	L, 4-7
3/22	at Princeton	W, 6-3
3/30	vs. Harvard	L, 3-16
4/4 (1)	vs. Dartmouth	W, 4-2
4/4 (2)	vs. Dartmouth	L, 0-15



RED

Home: 2 -1
Road: 2-5
Neutral: 0-1

Date	Opponent	Result
2/22	vs. Boston College	L, 6-7
2/27	at Richmond	L, 6-9
3/7 (1)	at Fordham	L, 2-7
3/7 (2)	at Fordham	W, 3-1
3/14 (1)	at VMI	W, 7-4
3/14 (2)	at VMI	L, 0-8
3/21 (1)	at Princeton	L, 7-13
3/21 (2)	at Princeton	L, 0-12
3/29 (1)	vs. Harvard	L, 1-2
3/29 (2)	vs. Harvard	W, 9-4
4/3	vs. Dartmouth	W, 8-1



BLACK

Home: 0-0
Road: 0-2
Neutral: 0-2

Date	Opponent	Result
2/20 (1)	vs. Northwestern	L, 5-13
2/20 (2)	vs. Boston College	L, 1-9
3/1	at Richmond	L, 2-12 (8 inn.)
3/31	at Army	L, 6-12

THE LAST TIME...

A CORNELL TEAM SCORED...

10+ Runs in a Game (13 games)	11, at Fordham (3/8/2026 - L, 11-16)
15+ Runs in a Game (25 games)	15, vs. Princeton (5/3/2025 - G1 - W, 15-1)
20+ Runs in a Game (268 games)	27, at Towson (4/5/2017 - W, 27-14)
25+ Runs in a Game (268 games)	27, at Towson (4/5/2017 - W, 27-14)
30+ Runs in a Game (3,597 games)	44, vs. Union (4/24/1897 - W, 44-5)
5+ Runs in an Inning (13 games)	9, at Fordham (3/8/2026 - T6 - L, 11-16)
6+ Runs in an Inning (13 games)	9, at Fordham (3/8/2026 - T6 - L, 11-16)
7+ Runs in an Inning (13 games)	9, at Fordham (3/8/2026 - T6 - L, 11-16)
8+ Runs in an Inning (13 games)	9, at Fordham (3/8/2026 - T6 - L, 11-16)
9+ Runs in an Inning (13 games)	9, at Fordham (3/8/2026 - T6 - L, 11-16)
10+ Runs in an Inning (510 games)	12, at Harvard (4/10/2011 - G2 - T2 - W, 18-5)
11+ Runs in an Inning (510 games)	12, at Harvard (4/10/2011 - G2 - T2 - W, 18-5)
12+ Runs in an Inning (510 games)	12, at Harvard (4/10/2011 - G2 - T2 - W, 18-5)
13+ Runs in an Inning (1,728 games)	13, at New Orleans (3/4/1981 - G2 - T6 - L, 18-25 - 7 inn.)
14+ Runs in an Inning (3,597 games)	15, vs. Union (4/24/1897 - B2 - W, 44-5)
15+ Runs in an Inning (3,597 games)	15, vs. Union (4/24/1897 - B2 - W, 44-5)
10+ Runs in Consecutive Games (72 games)	18, at Penn (4/13/2024 - G2 - W, 18-11) 11, at Penn (4/14/2024 - W, 11-9)
10+ Runs in 3+ Straight Games (395 games)	15, at JMU (3/15/2014 - G1 - L, 15-16) 17, at JMU (3/15/2014 - G2 - W, 17-8) 14, at JMU (3/16/2014 - W, 14-8 - 10 inn.)
10+ Runs in 4+ Straight Games (3,479 games)	16, at Virginia (4/7/1902 - W, 16-10) 10, at Navy (4/9/1902 - W, 10-6) 11, vs. Rochester (4/12/1902 - W, 11-1) 12, vs. Niagara (4/19/1902 - W, 12-4) 10, vs. Columbia (4/26/1902 - W, 10-7)
15+ Runs in Consecutive Games (396 games)	15, at JMU (3/15/2014 - G1 - L, 15-16) 17, at JMU (3/15/2014 - G2 - W, 17-8)
20+ Runs in Consecutive Games (2,158 games)	27, vs. Syracuse (5/11/1886 - W, 27-0 - 7 inn.) 24, vs. Union (5/14/1886 - W, 24-4)

A CORNELL TEAM RECORDED...

15+ Hits in a Game (13 games)	19, at Fordham (3/8/2026 - L, 11-16)
20+ Hits in a Game (47 games)	20, at Towson (3/15/2025 - G2 - W, 18-7 - 8 inn.)
25+ Hits in a Game (268 games)	28, at Towson (4/5/2017 - W, 27-14)
5+ Doubles in a Game (30 games)	5, at Harvard (4/20/2025 - W, 14-13)
6+ Doubles in a Game (112 games)	6, at Columbia (4/2/2023 - G2 - W, 13-8)
7+ Doubles in a Game (282 games)	7, at George Mason (3/12/2017 - W, 9-3)
8+ Doubles in a Game (397 games)	9, at James Madison (3/15/2014 - G1 - L, 15-16)
9+ Doubles in a Game (397 games)	9, at James Madison (3/15/2014 - G1 - L, 15-16)
2+ Triples in a Game (139 games)	3, vs. Dartmouth (4/23/2022 - G1 - W, 12-7)
3+ Triples in a Game (139 games)	3, vs. Dartmouth (4/23/2022 - G1 - W, 12-7)
4+ Triples in a Game (968 games)	4, at Bucknell (3/4/2000 - G2 - W, 8-6)
3+ Home Runs in a Game (25 games)	6, vs. Princeton (5/3/2025 - G1 - W, 15-1)
4+ Home Runs in a Game (25 games)	6, vs. Princeton (5/3/2025 - G1 - W, 15-1)
5+ Home Runs in a Game (25 games)	6, vs. Princeton (5/3/2025 - G1 - W, 15-1)
6+ Home Runs in a Game (25 games)	6, vs. Princeton (5/3/2025 - G1 - W, 15-1)
7+ Home Runs in a Game (79 games)	7, vs. Dartmouth (3/30/2024 - G2 - W, 17-2)
Leadoff Home Run (30 games)	Jakobi Davis, at Harvard (4/20/2025 - W, 14-13)
Back-to-Back Home Runs (25 games)	vs. Princeton (5/3/2025 - G1 - W, 15-1) Kyle Musser (3-run) & Mark Quatrani (solo) - B4
Back-to-Back-to-Back HRs (79 games)	vs. Dartmouth (3/30/2024 - G2 - W, 17-2) Mark Quatrani (grand slam), Matt Barnhorst (solo), Kevin Hager (solo)
Two Grand Slams in a Game (73 games)	at Penn (4/13/2024 - G2 - W, 18-11) Caden Wildman - T7 & T8
Drew 10+ Walks in a Game (33 games)	11, at Binghamton (4/15/2025 - L, 5-8)
Drew 15+ Walks in a Game (1,089 games)	16, at Bucknell (5/1/1996 - G1 - W, 18-3)
Zero Strikeouts in a Game (495 games)	vs. Brown (4/3/2011 - G1 - L, 2-5)
Hit by 3+ Pitches in a Game (1 game)	3, vs. Dartmouth (4/4/2026 - G1 - W, 4-2)
Hit by 4+ Pitches in a Game (13 games)	5, at Fordham (3/8/2026 - L, 11-16)
Hit by 5+ Pitches in a Game (13 games)	5, at Fordham (3/8/2026 - L, 11-16)
Hit by 6+ Pitches in a Game (699 games)	7, at Penn (4/15/2006 - G2 - W, 23-10)
Hit by 7+ Pitches in a Game (699 games)	7, at Penn (4/15/2006 - G2 - W, 23-10)
4+ Stolen Bases in a Game (5 games)	4, vs. Harvard (3/29/2026 - G2 - W, 9-4)
5+ Stolen Bases in a Game (25 games)	5, vs. Princeton (5/3/2025 - G1 - W, 15-1)
6+ Stolen Bases in a Game (161 games)	7, at Coppin State (3/5/2022 - G2 - W, 14-5)
7+ Stolen Bases in a Game (161 games)	7, at Coppin State (3/5/2022 - G2 - W, 14-5)
8+ Stolen Bases in a Game (398 games)	9, at George Washington (3/9/2014 - G2 - W, 8-1)
9+ Stolen Bases in a Game (398 games)	9, at George Washington (3/9/2014 - G2 - W, 8-1)
10+ Stolen Bases in a Game (2,484 games)	10, vs. Sampson AFB (6/2/1952 - W, 8-3)

A CORNELL PITCHING STAFF...

Threw No-Hitter (473 games)	Connor Kaufmann, vs. Dartmouth (4/1/2012 - W, 2-0)
Threw Combined No-Hitter (1,391 games)	Kerry Brooks (3 inn.), Rob Wilson (3 inn.), & Doug Petillo (1 inn.), vs. Rochester (4/5/1989 - G1 - W, 2-1)
Threw Perfect Game (1,922 games)	Gary Gronowski, vs. Oneonta (5/11/1976 - W, 1-0)
Held Opponent to One Hit (14 games)	at Fordham (3/7/2026 - G2 - W, 3-1)
Held Opponent to One Hit at Home (80 games)	vs. Princeton (4/30/2017 - W, 13-1)
Held Opponent to One Hit on Road (8 games)	at Fordham (3/7/2026 - G2 - W, 3-1)
Shutout Opponent (132 games)	at Brown (5/7/22 - G2 - W, 3-0)
Shutout in Ivy League Game (59 games)	at Brown (5/7/22 - G2 - W, 3-0)
Posted Consecutive Shutouts (1,493 games)	vs. Oneonta (5/2/1986 - G1 - W, 4-0 - 7 inn.) vs. Oneonta (5/2/1986 - G2 - W, 5-0 - 7 inn.)
Struck out 10+ Batters (4 games)	12, vs. Harvard (3/30/2026 - L, 3-16)
Struck out 11+ Batters (4 game)	12, vs. Harvard (3/30/2026 - L, 3-16)
Struck out 12+ Batters (4 game)	12, vs. Harvard (3/30/2026 - L, 3-16)
Struck out 13+ Batters (21 games)	15, vs. Boston College (2/20/2026 - L, 1-9)
Struck out 14+ Batters (21 games)	15, vs. Boston College (2/20/2026 - L, 1-9)
Struck out 15+ Batters (21 games)	15, vs. Boston College (2/20/2026 - L, 1-9)
Struck out 16+ Batters (575 games)	18, at Princeton (4/29/2009 - W, 9-0)
Struck out 17+ Batters (575 games)	18, at Princeton (4/29/2009 - W, 9-0)
Struck out 18+ Batters (575 games)	18, at Princeton (4/29/2009 - W, 9-0)

A CORNELL PITCHING STAFF ALLOWED...

10+ Runs in a Game (0 games)	15, vs. Dartmouth (4/4/2026 - G2 - L, 0-15)
15+ Runs in a Game (0 games)	15, vs. Dartmouth (4/4/2026 - G2 - L, 0-15)
20+ Runs in a Game (87 games)	20, at Georgetown (3/10/2024 - G2 - L, 0-20)
25+ Runs in a Game (800 games)	31, at UC Santa Barbara (3/25/2004 - L, 3-31)
30+ Runs in a Game (800 games)	31, at UC Santa Barbara (3/25/2004 - L, 3-31)
5+ Runs in an Inning (9 games)	7, at Princeton (3/21/2026 - G1 - B5 - L, 7-13) 5, at Princeton (3/21/2026 - G1 - B3 - L, 7-13)
6+ Runs in an Inning (9 games)	7, at Princeton (3/21/2026 - G1 - B5 - L, 7-13)
7+ Runs in an Inning (9 games)	7, at Princeton (3/21/2026 - G1 - B5 - L, 7-13)
8+ Runs in an Inning (13 games)	9, at Fordham (3/8/2026 - B3 - L, 11-16)
9+ Runs in an Inning (13 games)	9, at Fordham (3/8/2026 - B3 - L, 11-16)
10+ Runs in an Inning (88 games)	16, at Georgetown (3/10/2024 - G1 - B2 - L, 6-24)
15+ Runs in an Inning (88 games)	16, at Georgetown (3/10/2024 - G1 - B2 - L, 6-24)

A CORNELL TEAM DEFENSIVELY...

Committed 4+ Errors (8 games)	4, at Princeton (3/21/2026 - G2 - L, 0-12)
Committed 5+ Errors (13 games)	6, at Fordham (3/8/2026 - L, 11-16)
Committed 6+ Errors (13 games)	6, at Fordham (3/8/2026 - L, 11-16)
Committed 7+ Errors (1,064 games)	7, at Le Moyne (4/15/1997 - L, 8-14)
Committed 8+ Errors (1,124 games)	8, at Pacific (3/20/1996 - L, 7-18)
Committed 9+ Errors (1,264 games)	10, vs. Le Moyne (4/8/1992 - G1 - L, 3-19)
Committed 10+ Errors (1,264 games)	10, vs. Le Moyne (4/8/1992 - G1 - L, 3-19)
Turned 3+ Double Plays (34 games)	3, vs. Penn (4/14/2025 - L, 1-16)
Turned 4+ Double Plays (500 games)	4, vs. Penn (4/24/2011 - G2 - L, 2-10)
No Errors in 3+ Straight Games (0 games)	4 games (3/31/2026 - Present)
No Errors in 4+ Straight Games (0 games)	4 games (3/31/2026 - Present)

A CORNELL TEAM...

Played to a Tie (230 games)	vs. Binghamton (4/10/2018 - T, 9-9 - 9.5 inn. - darkness)
Won in Extra Innings (45 games)	at Yale (3/22/2025 - G1 - W, 13-12 - 10 inn.)
Lost in Extra Innings (20 games)	at Northwestern (2/21/2026 - L, 5-6 - 11 inn.)
Consecutive Extra-Inning Games (242 games)	at Fordham (3/17/2018 - L, 3-4 - 10 inn.; W, 4-3 - 10 inn.)
Played 11-Plus Innings (20 games)	vs. Northwestern (2/21/2026 - L, 5-6 - 11 inn.)
Played 12-Plus Innings (359 games)	vs. LIU Brooklyn (3/13/2015 - L, 4-5 - 12 inn.)
Played 13-Plus Innings (367 games)	at Princeton (4/27/2014 - G2 - W, 4-2 - 14 inn.)
Played 14-Plus Innings (367 games)	at Princeton (4/27/2014 - G2 - W, 4-2 - 14 inn.)
Played a Top-25 Team (54 games)	at #17 Duke (2/23/2025 - L, 1-18)
Defeated a Top-25 Team (56 games)	at #17 Duke (2/22/2025 - W, 11-8)
Swept Doubleheader (8 DHs)	vs. Brown (3/29/2025 - W, 9-6; W, 13-10 - 7 inn.)
Swept 3-Game Series (20 series)	vs. Dartmouth (3/30/2024 - 3/31/2024)
Swept 3-Game Ivy Series (15 series)	vs. Dartmouth (3/30/2024 - 3/31/2024)
Swept 4-Game Series (25 series)	at Maryland Eastern Shore (3/2/2012 - 3/4/2012)
Swept in Doubleheader (2 DHs)	at Princeton (3/21/2026 - L, 7-13; L, 0-12)
Swept in 3-Game Series (4 series)	at Richmond (2/27/2025 - 3/1/2025)
Swept in 3-Game Ivy Series (3 series)	at Dartmouth (4/25/2025 - 4/27/2025)
Swept in 4-Game Series (9 series)	at Columbia (4/18/2015 - 4/19/2015)

Shaded row denotes occurred during 2026 season

THE LAST TIME...

A CORNELL INDIVIDUAL...

Scored 4+ Runs in a Game (52 games)	4, Caden Wildman, at UMBC (3/1/2025 - G2 - W, 16-13 - 7 inn.)
Scored 5+ Runs in a Game (268 games)	5, Will Simoneit, at Towson (4/5/2017 - W, 24-17)
Recorded 4+ Hits in a Game (13 games)	5, Mason Barela, at Fordham (3/8/2026 - L, 11-16)
Recorded 5+ Hits in a Game (13 games)	5, Mason Barela, at Fordham (3/8/2026 - L, 11-16)
Recorded 6+ Hits in a Game (268 games)	6, Trey Baur, at Towson (4/5/2017 - W, 24-17)
Recorded 2+ Doubles in a Game (2 games)	2, TJ Swidorski, vs. Dartmouth (4/3/2026 - W, 8-1)
Recorded 3+ Doubles in a Game (150 games)	3, Max Jensen, vs. Yale (4/2/2022 - G2 - W, 12-9)
Recorded 2+ Triples in a Game (139 games)	2, Sam Kaplan, vs. Dartmouth (4/23/2022 - G1 - W, 12-7)
Recorded 3+ Triples in a Game (1,799 games)	3, Steve Caputi, vs. SUNY Cortland (4/30/1979 - W, 15-11)
Hit 2+ Home Runs in a Game (3 games)	2, Kevin Hager, at Army (3/31/2026 - L, 6-12)
Hit 3+ Home Runs in a Game (289 games)	3, Dale Wickham, vs. Princeton (4/30/2016 - G1 - W, 4-3)
Hit a Grand Slam in a Game (13 games)	TJ Swidorski, at Fordham (3/8/2017 - L, 11-16)
Hit 2+ Grand Slams in a Game (73 games)	Caden Wildman, at Penn (4/13/2024 - G2 - W, 18-11)
Recorded 5+ RBI in a Game (41 games)	5, Mark Quatrani, vs. Brown (3/29/2025 - G1 - W, 9-6)
Recorded 6+ RBI in a Game (47 games)	8, Ryan Porter, at Towson (3/15/2025 - G2 - W, 18-7 - 8 inn.)
Recorded 7+ RBI in a Game (47 games)	8, Ryan Porter, at Towson (3/15/2025 - G2 - W, 18-7 - 8 inn.)
Recorded 8+ RBI in a Game (47 games)	8, Ryan Porter, at Towson (3/15/2025 - G2 - W, 18-7 - 8 inn.)
Drew 3+ Walks in a Game (12 games)	3, Caden Wildman, at VMI (3/14/2026 - G1 - W, 7-4)
Drew 4+ Walks in a Game (211 games)	4, Justin Taylor, at Baylor (2/23/2019 - L, 3-10)
Drew 5+ Walks in a Game (1,818 games)	5, Steve Caputi, at Hawai'i-Hilo (3/21/1979 - W, 9-8)
Stole 2+ Bases in a Game (2 games)	2, Kevin Hager, vs. Dartmouth (4/3/2026 - W, 8-1)
Stole 3+ Bases in a Game (5 games)	3, Luke Johnson, vs. Harvard (3/29/2026 - G2 - W, 9-4)
Stole 4+ Bases in a Game (398 games)	6, Tom D'Alessandro, at George Washington (3/9/2014 - G2 - W, 8-1)
Stole 5+ Bases in a Game (398 games)	6, Tom D'Alessandro, at George Washington (3/9/2014 - G2 - W, 8-1)
Stole 6+ Bases in a Game (398 games)	6, Tom D'Alessandro, at George Washington (3/9/2014 - G2 - W, 8-1)
Hit by 2+ Pitches in a Game (1 game)	2, Jake Hower, vs. Dartmouth (4/4/2026 - G1 - W, 4-2)
Hit by 3+ Pitches in a Game (628 games)	3, Mickey Brodsky, vs. Harvard (4/8/2008 - G2 - L, 1-2)
Recorded Walk-Off Win (70 games)	John Quinlan (two-run double), vs. Yale (4/20/2024 - W, 10-9 - 10 inn.)
Recorded Walk-Off Home Run (179 games)	Will Simoneit (3-run), vs. Penn (4/28/2019 - W, 8-7)
Lost Game on Walk-Off (10 games)	Bradley Garner (3-run HR), at VMI (3/15/2026 - L, 4-7)
Lost Game on Walk-Off Home Run (10 games)	Bradley Garner (3-run HR), at VMI (3/15/2026 - L, 4-7)
Recorded 10-Game Hit Streak	10 games, John Quinlan (2025)
Recorded 15-Game Hit Streak	20 games, Max Jensen (2024-25)
Recorded 20-Game Hit Streak	20 games, Max Jensen (2024-25)
Recorded 15-Game On-Base Streak	20 games, Kevin Hager (2025-26) 19 games, Owen Carlson (2025-26)
Recorded 20-Game On-Base Streak	20 games, Kevin Hager (2025-26)
Recorded 30-Game On-Base Streak	35 games, John Quinlan (2024-25)
Recorded 40-Game On-Base Streak	42 games, Nathan Waugh (2023-24)

A CORNELL PITCHER...

Threw 7-Inning No-Hitter (473 games)	Connor Kaufmann, vs. Dartmouth (4/1/2012 - W, 2-0)
Threw 9-Inning No-Hitter (2,207 games)	Larry Rafalski, vs. Hartwick (4/25/1968 - W, 7-0)
Threw Perfect Game (1,922 games)	Gary Gronowski, vs. Oneonta (5/11/1976 - W, 1-0) - 7-inning game
Threw 7-Inning Complete Game (258 games)	Tim Willittes, vs. Penn (4/22/2017 - G1 - L, 0-5)
Threw 7-Inning Complete Game Shutout (329 games)	Brian McAfee, vs. Princeton (4/26/2015 - G1 - W, 10-0)
Threw 9-Inning Complete Game (132 games)	Luke Yacinich, at Brown (5/7/2022 - G1 - W, 3-0) - 111 pitches
Threw 9-Inning Complete Game Shutout (132 games)	Luke Yacinich, at Brown (5/7/2022 - G1 - W, 3-0) - 111 pitches
Pitched 3+ Scoreless IP of Relief (1 game)	John Hegarty (3.0 IP), vs. Dartmouth (4/4/2026 - G1 - W, 4-2) - 43 pitches
Pitched 3+ Hitless IP of Relief (7 games)	John Hegarty (3.0 IP), at Princeton (3/22/2026 - W, 6-3) - 34 pitches
Pitched 4+ Scoreless IP of Relief (20 games)	John Hegarty (4.0 IP), vs. Northwestern (2/21/2026 - L, 5-6 - 11 inn.) - 75 pitches
Pitched 4+ Hitless IP of Relief (20 games)	John Hegarty (4.0 IP), vs. Northwestern (2/21/2026 - L, 5-6 - 11 inn.) - 75 pitches
Pitched 5+ Scoreless Innings of Relief (77 games)	Huxley Holcombe (5.0 IP), vs. Harvard (4/6/2024 - W, 6-5) - 64 pitches
Struck out 10+ Batters (286 games)	10, Justin Lewis, at Navy (3/4/2017 - G2 - L, 7-8)
Struck out 11+ Batters (317 games)	13, Tim Willittes, at Bucknell (3/19/2016 - G2 - W, 5-2)
Struck out 12+ Batters (317 games)	13, Tim Willittes, at Bucknell (3/19/2016 - G2 - W, 5-2)
Struck out 13+ Batters (317 games)	13, Tim Willittes, at Bucknell (3/19/2016 - G2 - W, 5-2)
Struck out 14+ Batters (820 games)	15, Chris Schutt, at Columbia (4/19/2003 - G2 - W, 7-1)
Struck out 15+ Batters (820 games)	15, Chris Schutt, at Columbia (4/19/2003 - G2 - W, 7-1)

Shaded row denotes occurred during 2026 season

PLAYER PERFORMANCES

MULTI-HIT GAMES	2026	REC	CAREER	REC
Ashkinos	—	0-0	6	5-1
Barclay	2	0-2	2	0-2
Barela	5	1-4	5	1-4
Beaulieu	1	1-0	1	1-0
Callaway	—	0-0	—	0-0
Carlson	7	3-4	18	8-10
Dillon	—	0-0	—	0-0
Hager	7	2-5	20	9-11
Hower	5	2-3	5	2-3
L. Johnson	5	3-2	13	8-5
Lopez	—	0-0	—	0-0
Marko	—	0-0	—	0-0
Shin	1	0-1	1	0-1
Swidorski	5	3-2	15	5-10
Urofsky	—	0-0	—	0-0
Walters	—	0-0	—	0-0
Wildman	4	1-3	21	12-9

MULTI-RBI GAMES	2026	REC	CAREER	REC
Ashkinos	—	0-0	3	1-2
Barclay	—	0-0	—	0-0
Barela	1	1-0	3	1-2
Beaulieu	2	1-1	2	1-1
Callaway	—	0-0	—	0-0
Carlson	3	1-2	4	2-2
Dillon	—	0-0	—	0-0
Hager	2	0-2	9	5-4
Hower	4	1-3	4	1-3
L. Johnson	2	1-1	7	4-3
Lopez	1	0-1	1	0-1
Marko	—	0-0	—	0-0
Shin	1	1-0	1	1-0
Swidorski	4	3-1	10	6-4
Urofsky	—	0-0	—	0-0
Walters	—	0-0	—	0-0
Wildman	2	2-0	11	9-2

QUALITY STARTS	2026	REC	CAREER	REC
Biben	—	0-0	—	0-0
Foster	—	0-0	—	0-0
Gerfen	—	0-0	—	0-0
Hamill	1	1-0	6	5-1
Hegarty	—	0-0	—	0-0
Holcombe	2	1-1	5	3-2
Houghton	—	0-0	—	0-0
Jennewein	—	0-0	—	0-0
B. Johnson	—	0-0	—	0-0
Keene	—	0-0	—	0-0
Keller	—	0-0	5	3-2
Magill	—	0-0	—	0-0
Mayfield	—	0-0	4	1-3
McHugh	—	0-0	—	0-0
Niemiec	—	0-0	—	0-0
Ramos	—	0-0	—	0-0
Shea	—	0-0	—	0-0
Silva	—	0-0	—	0-0
Siwinski	—	0-0	—	0-0
Stoyer	—	0-0	—	0-0
Tight	—	0-0	—	0-0
Van Sice	1	1-0	1	1-0
Yoshida	—	0-0	—	0-0

NOTE: Records include at previous institution

GAME-BY-GAME INFORMATION

DATE	OPPONENT	SCORE/ TIME (ET)	CORNELL				OPPONENT				REC	IVY	POS	GB	WIN	LOSS	SAVE	TIME	ATT.
			R	H	E	LOB	R	H	E	LOB									
2/20	vs. Northwestern	L, 5-13	5	12	1	10	13	14	0	9	0-1	—	—	—	Hliboki (1-1)	Mayfield (0-1)	Bridges (1)	3:31	—
2/20	vs. Boston College	L, 1-9	1	2	3	2	9	14	0	11	0-2	—	—	—	Colarusso (1-0)	Holcombe (0-1)	—	3:14	—
2/22	vs. Northwestern	L, 7-8 (11 inn.)	5	8	0	10	6	8	2	15	0-3	—	—	—	DeLoreto (1-0)	Shea (0-1)	—	3:52	—
2/23	vs. Boston College	L, 6-7	6	6	0	5	7	9	1	5	0-4	—	—	—	Hartsell (1-0)	Keller (0-1)	Kwiatkowski (1)	2:31	—
2/27	at Richmond	L, 6-9	6	13	3	5	9	10	0	7	0-5	—	—	—	Smith (1-1)	Mayfield (0-2)	—	2:40	152
2/28	at Richmond	L, 3-11	3	10	3	5	11	13	2	8	0-6	—	—	—	Giordano (3-0)	Holcombe (0-2)	Topolski (2)	2:46	282
3/1	at Richmond	L, 2-12 (8 inn.)	2	10	1	10	12	14	2	7	0-7	—	—	—	Gruber (2-1)	Hamill (0-1)	—	2:34	215
3/7	at Fordham	L, 2-7	2	8	0	7	7	9	0	7	0-8	—	—	—	Elson (2-1)	Mayfield (0-3)	Cawley (1)	2:34	—
3/7	at Fordham	W, 3-1	3	6	1	4	1	1	1	4	1-8	—	—	—	Hegarty (1-0)	Hanawalt (0-3)	Foster (1)	2:26	468
3/8	at Fordham	L, 11-16	11	19	6	12	16	11	1	9	1-9	—	—	—	Kapica (2-1)	Shea (0-2)	—	3:22	322
3/14	at VMI	W, 7-4	7	11	1	7	4	6	1	4	2-9	—	—	—	Mayfield (1-3)	Dhein (2-1)	Foster (2)	3:00	256
3/14	at VMI	L, 0-8	0	4	3	9	8	5	0	12	2-10	—	—	—	Dhein (2-1)	Holcombe (0-3)	—	3:02	256
3/15	at VMI	L, 4-7	4	12	0	9	7	8	0	6	2-11	—	—	—	Baker (4-0)	Foster (0-1)	—	2:49	301
3/21	at Princeton	L, 7-13	7	9	1	10	13	15	1	7	2-12	0-1	T-5th	-1.0	Kim (1-2)	Mayfield (1-4)	—	2:56	155
3/21	at Princeton	L, 0-12	0	3	4	8	12	13	1	6	2-13	0-2	T-7th	-2.0	Beasley (2-0)	Holcombe (0-4)	Eaton (1)	2:45	155
3/22	at Princeton	W, 6-3	6	8	1	7	3	6	0	7	3-13	1-2	T-5th	-2.0	Hegarty (2-0)	Penney (0-3)	Foster (3)	2:44	224
3/29 HARVARD	L, 1-2	1	4	0	6	2	2	0	4	3-14	1-3	T-6th	-3.0	Colasante (2-4)	Yoshida (0-1)	Gable (2)	2:21	174	
3/29 HARVARD	W, 9-4	9	7	1	5	4	8	3	7	4-14	2-3	T-5th	-2.5	Van Sice (1-0)	Alagheband (0-2)	—	2:30	229	
3/30 HARVARD	L, 3-16	3	9	2	10	16	13	0	7	4-15	2-4	T-6th	-3.0	Abler (1-2)	Hamill (0-2)	McHugh (1)	3:00	128	
3/31	at Army	L, 6-12	6	13	0	7	12	11	1	13	4-16	2-4	T-6th	-3.0	Donecea (2-0)	Keller (0-2)	Delph (1)	3:06	502
4/3 DARTMOUTH	W, 8-1	8	14	0	7	1	6	0	7	5-16	3-4	T-5th	-2.5	Holcombe (1-4)	Dumsky (0-3)	Yoshida (1)	2:30	138	
4/4 DARTMOUTH	W, 4-2	4	7	0	6	2	5	1	4	6-16	4-4	T-4th	-2.0	Hegarty (3-0)	Isler (0-3)	—	2:15	162	
4/4 DARTMOUTH	L, 0-15	0	1	0	4	15	14	1	12	6-17	4-5	T-5th	-3.0	Kugler (2-0)	Van Sice (1-1)	—	3:20	208	
4/11	at Penn	11:30 a.m.																	
4/11	at Penn	2:30 p.m.																	
4/12	at Penn	1 p.m.																	
4/14 BINGHAMTON	3:30 p.m.																		
4/18 YALE	11:30 a.m.																		
4/18 YALE	2:30 p.m.																		
4/19 YALE	12 p.m.																		
4/21	at Binghamton	6:30 p.m.																	
4/25	at Brown	11:30 a.m.																	
4/25	at Brown	2:30 p.m.																	
4/26	at Brown	12 p.m.																	
4/28 BUCKNELL	3:30 p.m.																		
5/2 COLUMBIA	11:30 a.m.																		
5/2 COLUMBIA	2:30 p.m.																		
5/3 COLUMBIA	12 p.m.																		
5/5	at Binghamton	6:30 p.m.																	

2026 CORNELL BASEBALL TV / PHOTO ROSTER



1
CADEN CALLAWAY
INF/OF • R/R • Fr.
Kingwood, Texas



2
MASON BARELA
C/INF • R/R • So.
Jupiter, Fla.



3
ETHAN VAN SICE
RHP • R/R • Jr.
Arlington, Va.




4
CADEN WIDMAN
OF • R/R • Sr.
Woodbury, Minn.



5
TYLER BEAULIEU
OF • R/R • So.
Berwyn, Pa.



6
ETHAN MCHUGH
RHP • R/R • Sr.
Lebanon, N.J.



7
LUKE JOHNSON
INF • R/R • Jr.
Coto de Caza, Calif.



8
RYAN DILLON
C • R/R • So.
Marlborough, Mass.



9
GRAHAM BIBEN
RHP • R/R • Jr.
New York, N.Y.



11
MATTHEW WALTERS
OF • R/R • Sr.
Granbury, Texas



12
SAM KEENE
LHP • L/L • So.
Cohasset, Mass.



13
ETHAN HAMILL
RHP • R/R • Sr.
Chester, Va.



14
KEVIN HAGER
INF • R/R • Jr.
Berkeley Heights, N.J.



15
OWEN CARLSON
INF • L/R • Jr.
Los Angeles, Calif.



16
NOAH KELLER
LHP • L/L • Sr.
Goodrich, Mich.



17
GUS MAGILL
RHP • R/R • So.
New York, N.Y.



18
TJ SWIDORSKI
INF • R/R • Sr.
Woodbury, Minn.



19
BRAEDEN JOHNSON
LHP • L/L • So.
Unadilla, N.Y.




20
TRENT LOPEZ
OF • R/R • Fr.
Chevy Chase, Md.



21
JOHN GERFEN
LHP • R/L • Sr.
Brewster, N.Y.



22
JOHN HEGARTY
RHP • L/R • So.
Needham, Mass.



23
JAYDEN SHIN
INF • L/R • So.
Pennington, N.J.



25
BECK UROFSKY
INF • R/R • Sr.
Silver Spring, Md.



26
AIDEN BARCLAY
INF/OF • R/R • Fr.
Dover, Mass.



28
MAX FOSTER
RHP • R/R • Jr.
Bethel, Conn.



29
WILL SIWINSKI
LHP • L/L • So.
San Francisco, Calif.



30
ANDREW HOUGHTON
LHP • L/L • Jr.
Portsmouth, N.H.



31
CONNOR NIEMIEC
RHP • R/R • Fr.
Westfield, Mass.



32
CARSON MAYFIELD
RHP • R/R • Sr.
Annandale, Va.



33
TONY SILVA
RHP • R/R • Fr.
Danvers, Mass.



34
ROSS YOSHIDA
RHP • R/R • Fr.
Orchard Park, N.Y.



35
ALEX STOYER
RHP • R/R • Fr.
Stewart Manor, N.Y.



36
NATHANIEL JENNEW EIN
LHP • R/L • Jr.
Tampa, Fla.



37
HUXLEY HOLCOMBE
LHP • L/L • Jr.
Worcester, Mass.



40
JAKE HOWER
OF • R/R • Fr.
Erie, Pa.



41
JACKSON MARKO
C • R/R • Sr.
Syracuse, N.Y.



42
JOSH SHEA
RHP • R/R • Sr.
Cortlandt Manor, N.Y.



43
MICHAEL TIGHT
RHP • R/R • Fr.
Lighthouse Point, Fla.



44
TROY ASHKINOS
OF • R/R • So.
New York, N.Y.



45
TAVIAN RAMOS
RHP • R/R • So.
Neenah, Wis.



24
DAN PEPICELLI
Head Coach
11th season




27
JOHN TOPPA
Assistant Coach
5th season



38
KYLE CANAVALLY
Assistant Coach
1st season



39
McGWIRE TUFFY
Assistant Coach
1st season



GRACE DeSTEFANO
Athletic Trainer
4th season



CHRIS VAN ALSTYNE
Strength & Conditioning
2nd season