

# CORNELL BIG RED

## 2025-26 MEN'S HOCKEY GAME NOTES

TWO NATIONAL CHAMPIONSHIPS (1967, 1970) | 26 IVY LEAGUE CHAMPIONSHIPS | 14 ECAC HOCKEY CHAMPIONSHIPS

### 2025-26 SCHEDULE

CU Rk	Opp Rk	Opponent (TV)	Time / Result
<b>OCTOBER (0-1-0)</b>			
17	18	— CZECH UNIV. SELECTS (SCR.)	W, 7-2
25	19	— U.S. NTDP U-18 TEAM (EXH.)	W, 5-4
31	20	13 at UMass	L, 1-2
<b>NOVEMBER (6-2-0, 5-1-0 ECAC)</b>			
1	20	13 at UMass	W, 3-1
7	17	— at Harvard*	W, 3-1
8	17	— at Dartmouth*	L, 1-2
14	20	— BROWN*	W, 4-1
15	20	— YALE*	W, 5-2
21	19	20 UNION*	W, 2-1
22	19	— RPI*	W, 6-1
<b>RED HOT HOCKEY (NEW YORK, N.Y.)</b>			
29	17	19 vs. Boston University	L, 1-2
<b>DECEMBER (1-1-0, 1-1-0 ECAC)</b>			
5	17	— at Clarkson*	L, 1-4
6	17	— at St. Lawrence*	W, 7-2
<b>JANUARY (9-1-0, 5-1-0 ECAC)</b>			
2	17	— OMAHA	W, 6-4
3	17	— OMAHA	W, 3-2
9	14	— ALASKA	W, 7-1
10	14	— ALASKA	W, 5-2
16	13	18 PRINCETON*	W, 2-1
17	13	7 QUINNIPAC*	L, 1-4
23	12	10 DARTMOUTH*	W, 2-1 (OT)
24	12	— HARVARD*	W, 4-1
30	10	— at Yale*	W, 5-2
31	10	— at Brown*	W, 4-2
<b>FEBRUARY (1-1-0, 1-1-0 ECAC)</b>			
6	9	— at Colgate*	W, 5-2
7	9	— COLGATE*	L, 2-3 (OT)
13	9	— at RPI* (ESPN+/TSN+)	7 p.m.
14	9	— at Union* (ESPN+)	7 p.m.
20	—	— at Quinnipiac* (ESPN+)	7 p.m.
21	—	— at Princeton* (ESPN+)	7 p.m.
27	—	— ST. LAWRENCE* (ESPN+)	7 p.m.
28	—	— CLARKSON* (ESPN+)	7 p.m.

All game times Eastern, subject to change  
\* - Denotes ECAC Hockey contest  
Bold Red CAPS denotes home game



### MEDIA CONTACT

#### MARSHALL HAIM

Assistant Director of Athletic Communications

✉ mh2348@cornell.edu

☎ (716) 465-4945 (mobile)

### THE MATCHUP



#### CORNELL BIG RED

Overall Record: 17-6-0 (.739)

ECAC Hockey Record: 12-4-0 (.750)

Head Coach: Casey Jones '90

Cornell Record: 17-6-0 (.739) | 1st season

Career Record: 251-191-56 (.560) | 14th season



#### RPI ENGINEERS

Overall Record: 7-21-0 (.250)

ECAC Hockey Record: 4-12-0 (.250)

Head Coach: Eric Lang

RPI Record: 7-21-0 (.250) | 1st season

Career Record: 175-169-33 (.508) | 11th season

VS



#### UNION GARNET CHARGERS

Overall Record: 16-10-2 (.607)

ECAC Hockey Record: 6-9-1 (.406)

Head Coach: Josh Hauge

Union Record: 65-61-10 (.515) | 4th season

Career Record: Same as above

### BROADCAST INFORMATION

#### FRIDAY BROADCAST



Play-by-Play: Matthew Mugno

Analyst: Dan Fridgen

Live Stats: cornellbigred.com

#### SATURDAY BROADCAST



Play-by-Play: Matt Dubrey

Analyst: Andrew Santillo

Live Stats: cornellbigred.com

### PUCK DROP

- The ninth-ranked Cornell men's hockey team (17-6-0, 12-4-0 ECAC Hockey) aims to extend its current four-game road winning streak this weekend when it travels to the Capital Region to face RPI (7-21-0, 4-12-0) and Union (16-10-2, 6-9-1), beginning a four-game road trip.
- Both games are scheduled for 7 p.m. starts and will be streamed live on ESPN+.

### WEEKEND REWIND

- Cornell is coming off a weekend split with its Central New York counterpart, Colgate, as the Big Red posted a 5-2 victory in Hamilton last Friday before losing in overtime, 3-2, the following night.
- In Friday's road win, sophomore forward **CHARLIE MAJOR**'s first collegiate multi-goal game highlighted the trio of multi-point nights recorded by Cornell in its 5-2 victory over Colgate before a standing room crowd at the Class of 1965 Arena.
- Joining Major in having a three-point night was freshman defenseman **XAVIER VEILLEUX**, who tallied a season-high three assists. Junior forward **JONATHAN CASTAGNA** registered his fourth consecutive multi-point game, logging a pair of assists. Freshman goaltender **ALEXIS COURNOYER** continued his strong play for Cornell, stopping 30 Colgate shots to post his 14th victory of the season.
- The next night, Isaiah Norlin's second goal of the night, 1:11 into overtime, lifted visiting Colgate to a 3-2 victory over Cornell at Lynah Rink.
- Norlin became just the third opposing player with a multi-goal game against the Big Red this season, while Max Nagel registered three assists — the first three-point game allowed by Cornell so far on the campaign. Norlin's defensive pairmate Michael Neumeier added a goal and an assist for the Raiders.
- Freshman forward **CATON RYAN** factored on both Big Red goals, as he assisted on classmate **GIO DIGIULIAN**'s first-period power-play goal which opened the scoring.

### JONESING FOR VICTORIES

- **CASEY JONES** '90, who's in his first season as Cornell's head coach, enters this weekend tied with **BRIAN McCUTCHEON** '71 for the second-best win percentage (.739) through a Big Red head coach's first 23 games. Only **DICK BERTRAND** '70 has a better percentage after he started his head coaching career with a 20-3-0 (.870) record in 1970-71.
- A sweep of RPI and Union this weekend would push Jones' record to 19-6-0 (.760), placing him in sole possession of the second-best record through 25 games, still trailing Bertrand (22-3-0, .880). It would be Cornell's 14th time reaching 19 overall wins by its 25th game and be the earliest to that threshold since 2019-20, when it opened with a 19-2-4 record.

### CORNELL RECORD BOOK

#### BEST RECORDS THROUGH FIRST 23 GAMES Cornell Program History

COACH	SEASON(S)	REC.	W%
Dick Bertrand	1970-71	20-3-0	.870
Brian McCutcheon	1987-88	17-6-0	.739
► Casey Jones	2025-26	17-6-0	.739
Talbot Hunter	1909-12	15-8-0	.652
Mike Schafer	1995-96	12-7-4	.609
Ned Harkness	1963-64	12-10-1	.543

# 2025-26 CORNELL MEN'S HOCKEY ROSTER

#	NAME	POS	HT	WT	YR	S/C	HOMETOWN	LAST TEAM	NHL DRAFT INFO			
									TEAM	YR	RD	PICK
2	Hudson Gorski	D	6-3	183	Fr.	R	Scotch Plains, N.J.	Chicago Steel (USHL)				
3	Jack O'Brien	D	6-0	188	Sr.	L	White Rock, British Columbia	Nanaimo Clippers (BCHL)				
4	Xavier Veilleux	D	6-1	198	Fr.	L	Ancienne-Lorette, Québec	Muskegon Lumberjacks (USHL)		2024	6th	179
5	Hoyt Stanley	D	6-3	207	Jr.	R	West Vancouver, British Columbia	Victoria Grizzlies (BCHL)		2023	4th	108
6	George Fegaras	D	6-2	207	Jr.	R	Richmond Hill, Ontario	Muskegon Lumberjacks (USHL)		2022	3rd	83
7	Luke McCrady	D	6-3	186	Fr.	L	Calgary, Alberta	Spruce Grove Saints (BCHL)				
8	Luke Devlin	F	6-4	203	Jr.	L	Memphis, Tenn.	West Kelowna Warriors (BCHL)		2022	6th	182
9	Charlie Major	F	5-10	186	So.	R	Skaneateles, N.Y.	Chicago Steel (USHL)				
10	Jake Kraft	F	5-8	181	Jr.	L	Churchville, N.Y.	Cedar Rapids RoughRiders (USHL)				
11	Sean Donaldson	F	5-11	198	Sr.	L	Vancouver, British Columbia	Nanaimo Clippers (BCHL)				
12	Caton Ryan	F	6-0	185	Fr.	L	Ottawa, Ontario	Penticton Vees (BCHL)				
13	Marian Mosko	D	5-11	195	Jr.	L	Visolaje, Slovakia	Fargo Force (USHL)				
14	Ryan Walsh	F	6-1	195	Jr.	R	Rochester, N.Y.	Cedar Rapids RoughRiders (USHL)		2023	6th	188
15	Tyler Catalano	F	6-4	223	Jr.	R	St. Louis, Mo.	Youngstown Phantoms (USHL)				
16	Michael Fisher	D	6-3	200	So.	R	Westborough, Mass.	Penticton Vees (BCHL)		2022	3rd	76
17	Aiden Long	F	6-2	203	Fr.	L	Mono, Ontario	Madison Capitols (USHL)				
18	Gio DiGiulian	F	6-1	176	Fr.	R	South Burlington, Vt.	Lincoln Stars (USHL)				
19	Connor Arseneault	F	6-2	215	Fr.	L	Rothsay, New Brunswick	Chilliwack Chiefs (BCHL)				
21	Reegan Hiscock	F	6-5	202	Fr.	L	St. John's Newfoundland and Labrador	Victoria Grizzlies (BCHL)				
22	Chase Pirtle	F	6-2	182	Fr.	R	Far Hills, N.J.	Victoria Grizzlies (BCHL)				
23	Winter Wallace	F	6-4	225	Sr.	R	Boulder, Colo.	Youngstown Phantoms (USHL)				
24	Nicholas Wolfenberg	D	6-2	210	So.	R	Calgary, Alberta	Okotoks Oilers (BCHL)				
26	Donovan Hamilton	D	6-3	200	Fr.	L	Buffalo, N.Y.	Salmon Arm Silverbacks (BCHL)				
27	Luke Ashton	D	6-5	235	So.	L	North Vancouver, British Columbia	Minnesota State (CCHA)		2024	6th	165
28	Nick DeSantis	F	5-9	170	Sr.	R	Collegeville, Pa.	Madison Capitols (USHL)				
29	Parker Murray	F	6-5	230	So.	L	Manhattan Beach, Calif.	Chilliwack Chiefs (BCHL)				
30	Alexis Cournoyer	G	6-4	202	Fr.	L	Trois-Rivières, Québec	Cape Breton Eagles (QMJHL)		2025	5th	145
33	Remington Keopple	G	6-2	191	Sr.	L	New Richmond, Wis.	Des Moines Buccaneers (USHL)				
37	Justin Katz	G	6-1	189	So.	R	Montréal, Québec	Powell River Kings (BCHL)				
38	Jonathan Castagna	F	6-2	198	Jr.	L	Etobicoke, Ontario	St. Andrew's College		2023	3rd	70
40	Erick Roest	G	6-0	174	Fr.	L	Lethbridge, Alberta	Cowichan Valley Capitals (BCHL)				

## COACHING AND SUPPORT STAFF

Head Coach:	Casey Jones '90
Associate Head Coach:	Sean Flanagan
Assistant Coach:	Chris Brown
Assistant Coach:	Cam Clarke
Director of Hockey Operations:	Josh Robinson
Equipment Manager:	Sean Schmidt
Athletic Trainer:	Kait Petryszyn
Team Physician:	Dr. Nick Downs
Strength & Conditioning:	Mike Missen

## PRUH-NUHN-SEE-AY-SHN GUIDE

2	Hudson Gorski	GOHR-skee
4	Xavier Veilleux	VAY-yoo
6	George Fegaras	feh-GAIR-uhs
7	Luke McCrady	muh-CRAY-dee
8	Luke Devlin	DEHV-lihn
12	Caton Ryan	KAY-tuhn
13	Marian Mosko	MAWS-koh
18	Gio DiGiulian	dih-JOO-lee-ihn
19	Connor Arseneault	AHR-suh-noh
22	Chase Pirtle	PUHR-tuhl
28	Nick DeSantis	dih-SAN-tiss
30	Alexis Cournoyer	a-LEHX-ee koor-NWAH-yay
33	Remington Keopple	KEH-puhl
38	Jonathan Castagna	kuh-STAN-yuh
40	Erick Roest	ROOST
AT	Kait Petryszyn	puh-TRISH-in

## ROSTER BREAKDOWN

### BY CLASS

#### FRESHMAN (12)

2 Gorski  
4 Veilleux  
7 McCrady  
12 Ryan  
17 Long  
18 DiGiulian  
19 Arseneault  
21 Hiscock  
22 Pirtle  
26 Hamilton  
30 Cournoyer  
40 Roest

#### SOPHOMORES (6)

9 Major  
16 Fisher  
24 Wolfenberg  
27 Ashton  
29 Murray  
37 Katz


















#### JUNIORS (8)

5 Stanley  
6 Fegaras  
8 Devlin  
10 Kraft  
13 Mosko  
14 Walsh  
15 Catalano  
38 Castagna

#### SENIORS (5)

3 O'Brien  
11 Donaldson  
23 Wallace  
28 DeSantis  
33 Keopple

### BY STATE

 British Columbia	4	 California	1	 Pennsylvania	1
 New York	4	 Colorado	1	 Slovakia	1
 Ontario	4	 Massachusetts	1	 Tennessee	1
 Alberta	3	 Missouri	1	 Vermont	1
 Québec	3	 New Brunswick	1	 Wisconsin	1
 New Jersey	2	 Newfoundland & Labrador	1		

## FRIDAY'S OPPONENT: RPI ENGINEERS

GAME NO. #24 • AWAY GAME #10 • FRI., FEB. 13 • CORNELL AT RPI • 7 P.M. ET • TROY, N.Y. • HOUSTON FIELD HOUSE • TV: ESPN+ / TSN+



## 2025-26 Season Stats (as of 2/11)

Cornell (17-6-0, 12-4-0 ECAC Hockey)

RPI (7-21-0, 4-12-0 ECAC Hockey)

RECORDS			OFFENSE				DEFENSE				POWER PLAY				PENALTY KILL			
REG.	OT	SO	OVR	RK	CONF.	RK	OVR	RK	CONF.	RK	OVR.	RK	CONF.	RK	OVR	RK	CONF.	RK
16-5-2	1-1-0	0-0	3.48	12	3.38	3	1.91	1	1.88	T-1	.241	14	.212	4	.805	34	.845	5
7-19-2	0-2-0	0-0	2.18	57	2.31	11	3.71	55	3.81	10	.164	44	.128	11	.775	47	.837	6

## NEWS AND NOTES

► RPI is coming off a weekend split in the North Country against Clarkson and St. Lawrence. The Engineers have lost 10 of its last 12 games (2-10-0).

► Luciano Wilson (5-14—19) leads the team in both assists and points, while Filip Sitar (8-6—14) has the most goals.

► Nate Krawchuk (4-14-0, 3.21, .899) has started in 18 of his 19 outings on the season, while Bruno Bruveris (2-6-0, 4.05, .867) has made 10 appearances and made eight starts.

► Cornell will look to extend its win streak over the Engineers to eight games on Friday in Troy. A win would match the Big Red's longest win streak over RPI, an eight-game streak between March 9, 1974, and Feb. 13, 1979.

► During its seven-game win streak, the Big Red have outscored RPI 32-10, while scoring at least three goals in each game, with the average scoring margin being plus-2.86.

► The Big Red have won 10 of its last 11 against RPI (4.73 goals per game). All 10 victories have been decided by multiple goals.

► A win would be Cornell's fourth straight at Houston Field House, the longest streak since a five-game stretch between Feb. 10, 2007, and Feb. 12, 2011.

## THE SERIES

Overall	Cornell leads, 73-39-11
in Ithaca, N.Y.	Cornell leads, 36-14-8
at Lynah Rink	Cornell leads, 35-14-8
in Troy, N.Y.	Cornell leads, 32-22-3
at Houston Field House	Cornell leads, 31-22-3
Neutral Sites	Cornell leads, 4-3-0
Last Meeting	@Cornell 6, RPI 1 (Nov. 22, 2025)

## ON THIS DATE: FEB. 13

► Cornell is 6-10-0 all-time on Feb. 13, having lost its last four on the date. Three of the four losses have been by one goal.

► RPI and Cornell will be playing on Feb. 13 for the third time in program history and the first since a 9-4 defeat in Troy in 1980. The Big Red won the first meeting, 7-4, in Ithaca in 1979.

► Cornell's last road win on Feb. 13 came against Dartmouth, 5-4, in overtime in 1987. It has lost its last four road games on Feb. 13.

► The Big Red have scored all but once on Feb. 13.

## SERIES FACTS (MORE ON PAGE 10)

Overall Streak	W7
Home Streak	W6
Road Streak	W3
Neutral Streak	W2
Last Home Win	6-1 (Nov. 22, 2025)
Last Road Win	6-0 (March 1, 2025)
Last Neutral Win	3-0 (March 15, 2002)
Last Home Loss	2-3 (OT) (Feb. 22, 2019)
Last Road Loss	2-6 (Feb. 11, 2022)
Last Neutral Loss	2-3 (March 10, 1990)
Last Home Tie	3-3 (OT) (Feb. 27, 2016)
Last Road Tie	1-1 (OT) (Feb. 2, 2019)
Last Neutral Tie	—
Largest Winning Margin	+12, (13-1, Feb. 16, 1924)
Largest Losing Margin	-8, (2x), Last: (1-9, March 4, 1994)
Most Goals Scored	13, (13-1, Feb. 16, 1924)
Most Goals Allowed	9, (2x), Last: (1-9, March 4, 1994)
Fewest Goals Scored	0, (8x), Last: (0-1, Jan. 15, 2016)
Fewest Goals Allowed	0, (15x), Last: (6-0, March 1, 2025)

## SATURDAY'S OPPONENT: UNION GARNET CHARGERS

GAME NO. #25 • AWAY GAME #11 • SAT., FEB. 14 • CORNELL AT UNION • 7 P.M. ET • SCHENECTADY, N.Y. • M&amp;T BANK CENTER • TV: ESPN+



## 2025-26 Season Stats (as of 2/11)

Cornell (17-6-0, 12-4-0 ECAC Hockey)

Union (16-10-2, 6-9-1 ECAC Hockey)

RECORDS			OFFENSE				DEFENSE				POWER PLAY				PENALTY KILL			
REG.	OT	SO	OVR	RK	CONF.	RK	OVR	RK	CONF.	RK	OVR.	RK	CONF.	RK	OVR	RK	CONF.	RK
16-5-2	1-1-0	0-0	3.48	12	3.38	3	1.91	1	1.88	T-1	.241	14	.212	4	.805	34	.845	5
15-9-4	1-1-2	1-1	3.61	9	2.81	9	2.61	22	3.31	8	.228	20	.224	3	.901	1	.880	2

## NEWS AND NOTES

► Union also split its weekend trip to the North Country, which included an 8-7 overtime loss to Clarkson last Saturday.

► The Garnet Chargers have split all four of their ECAC Hockey series in the 2026 portion of the schedule. Union also was shut out at Harvard, 4-0, on Martin Luther King Jr. Day on Jan. 19.

► Brandon Buhr (17-10—27) leads the team in goal scoring and is tied with Tyler Dunbar (11-16—27) for the lead in points. Parker Lindauer (6-19—25) has the most assists.

► Cameron Korpi (9-6-2, 2.37, .898) has started all 17 of his appearances, while Brayden Gillespie (7-3-0, 2.25, .914) has made 12 appearances since early December.

► Cornell will be vying to win consecutive games against Union since winning six straight to cap a nine-game unbeaten streak (8-0-1) between March 16, 2019, and Feb. 10, 2024.

► With a win Saturday, Union will have posted consecutive home victories over Cornell for the first time since posting wins of 7-1 (Feb. 21, 1997) and 4-2 (Dec. 5, 1997).

► The Big Red are unbeaten in 18 of its last 23 (16-5-2), outscoring Union 84-44. Cornell is 9-3-1 in its last 13 meetings with the Garnet Chargers, with a plus-28 goal differential.

## THE SERIES

Overall	Cornell leads, 50-25-10
in Ithaca, N.Y.	Cornell leads, 28-13-4
at Lynah Rink	Cornell leads, 24-13-3
in Schenectady, N.Y.	Cornell leads, 19-11-6
at M&T Bank Center	First meeting
Neutral Sites	Cornell leads, 3-1-0
Last Meeting	@Cornell 2, Union 1 (Nov. 21, 2025)

## ON THIS DATE: FEB. 14

► Cornell will be playing on Valentine's Day for the 22nd time in program history. The Big Red are 10-8-3 on the date, which includes going unbeaten in the last three (2-0-1).

► Saturday will be the third time Cornell is playing Union in its last five games played Feb. 14, which includes a 4-1 Union win in 2014 and a 5-2 Cornell triumph in 2020.

► The Big Red have won its last two games on Feb. 14 by a combined eight goals, defeating Union, 5-2, in 2020, and Brown, 6-1, last season.

## SERIES FACTS (MORE ON PAGE 11)

Overall Streak	W1
Home Streak	W1
Road Streak	L1
Neutral Streak	W1
Last Home Win	2-1 (Nov. 21, 2025)
Last Road Win	6-1 (Feb. 10, 2024)
Last Neutral Win	4-1 (March 17, 2017)
Last Home Loss	1-4 (Feb. 8, 2025)
Last Road Loss	1-4 (Feb. 28, 2025)
Last Neutral Loss	2-5 (March 21, 2014)
Last Home Tie	3-3 (OT) (Feb. 25, 2017)
Last Road Tie	3-3 (OT) (Jan. 11, 2020)
Last Neutral Tie	—
Largest Winning Margin	+9, (2x), Last: (10-1, Feb. 4, 2023)
Largest Losing Margin	-7, (0-7, March 7, 2015)
Most Goals Scored	10, (2x), Last: (10-1, Feb. 4, 2023)
Most Goals Allowed	7, (2x), Last: (0-7, March 7, 2015)
Fewest Goals Scored	0, (6x), Last: (0-7, March 7, 2015)
Fewest Goals Allowed	0, (7x), Last: (4-0, March 16, 2019)

## CORNELL VERSUS ECAC HOCKEY

	MEMBERSHIP	OVERALL		HOME		AWAY		NEUTRAL		LYNAH RINK		ECAC REGULAR SEASON		ECAC POSTSEASON		LAST
		RECORD	PCT	RECORD	PCT	RECORD	PCT	RECORD	PCT	RECORD	PCT	RECORD	PCT	RECORD	PCT	
Brown	1961-Present	91-44-8	.664	49-15-4	.750	37-26-4	.582	5-3-0	.625	49-15-4	.750	84-36-8	.688	4-2-0	.667	W8 9-1-0
Clarkson	1961-Present	74-61-20	.542	43-26-6	.613	17-28-13	.405	14-7-1	.659	42-21-5	.654	45-38-17	.535	24-11-1	.681	L1 4-5-1
Colgate	1961-Present	93-64-17	.583	47-25-10	.634	36-29-5	.550	10-10-2	.500	40-20-9	.645	64-34-14	.634	11-3-0	.786	L1 6-3-1
Dartmouth	1961-Present	89-53-9	.619	50-20-5	.700	34-31-4	.522	5-2-0	.714	50-17-5	.729	79-40-9	.652	7-1-0	.875	W1 4-3-3
Harvard	1961-Present	85-71-14	.541	43-26-8	.610	33-34-6	.493	9-11-0	.450	43-26-8	.610	67-48-13	.574	16-10-1	.611	W3 6-3-1
Princeton	1961-Present	103-54-8	.648	54-15-3	.771	44-28-5	.604	5-11-0	.313	54-14-3	.782	92-28-7	.752	7-3-1	.682	W4 8-2-0
Quinnipiac	2005-Present	28-22-6	.554	15-12-1	.554	10-9-4	.522	2-0-1	.833	15-12-1	.554	20-15-4	.564	7-7-0	.500	L1 4-4-2
RPI	1961-Present	73-39-11	.638	36-14-8	.690	33-22-3	.588	4-3-0	.571	35-14-8	.684	57-34-11	.613	11-4-0	.733	W7 9-1-0
St. Lawrence	1961-Present	72-48-9	.593	38-17-3	.681	27-24-6	.526	7-7-0	.500	37-15-3	.700	59-39-9	.593	5-5-0	.500	W2 6-3-1
Union	1991-Present	50-25-10	.647	28-13-4	.667	19-11-6	.611	3-1-0	.750	24-13-3	.638	37-21-9	.619	8-4-0	.667	W1 7-3-0
Yale	1961-Present	96-63-10	.598	49-16-7	.729	38-34-3	.527	9-13-0	.409	49-16-7	.729	81-37-10	.672	7-2-0	.778	W4 8-0-2
Totals vs. current members		854-544-122	.602	452-199-59	.678	329-277-59	.539	73-68-4	.517	438-183-56	.688	685-370-111	.635	107-52-3	.670	
Army	1961-73, 1984-91	15-16-1	.484	7-3-0	.700	8-13-1	.386	0-0-0	—	7-1-0	.875	9-3-0	.750	0-0-0	—	
Boston College	1961-84	22-15-2	.590	8-5-0	.615	6-5-2	.538	8-5-0	.615	8-5-0	.615	12-6-2	.650	5-0-0	1.000	
Boston University	1961-84	27-24-3	.528	8-5-0	.615	12-11-1	.521	13-12-3	.518	8-3-0	.727	10-6-0	.625	5-3-0	.625	
Maine	1979-84	8-7-3	.528	5-0-0	1.000	0-0-0	—	2-6-2	.300	5-0-0	1.000	4-1-0	.800	1-0-0	1.000	
UNH	1961-64, 1966-84	14-13-0	.519	5-4-0	.556	1-4-0	.200	8-5-0	.615	5-4-0	.556	4-6-0	.400	2-2-0	.500	
Northeastern	1961-84	15-2-0	.882	6-0-0	1.000	6-2-0	.750	5-0-0	1.000	6-0-0	1.000	7-1-0	.875	0-0-0	—	
Penn	1967-78	34-4-3	.866	16-1-1	.917	12-3-1	.781	4-0-1	.900	14-1-1	.906	19-2-1	.886	0-0-0	—	
Providence	1961-84	9-10-2	.476	5-4-1	.550	1-5-0	.167	3-2-1	.583	5-4-1	.550	3-3-1	.500	4-2-0	.667	
Vermont	1963-64, 1974-2005	33-12-8	.698	19-4-3	.788	13-6-5	.646	1-2-0	.333	19-4-3	.788	31-10-7	.719	2-1-1	.625	
Totals vs. all-time members												792-409-122	.645	126-60-4	.674	

## CORNELL QUICK FACTS

### GENERAL INFORMATION

Location:	Ithaca, N.Y.
Enrollment:	26,561 (16,138 undergraduate)
Founded:	1865
Nickname:	Big Red
School Colors:	Carnelian Red (Pantone 187) and White
Conference:	Ivy League / ECAC Hockey
President:	Michael I. Kotlikoff
Meakam Smith Director of Athletics:	Dr. Nicki Moore
Athletics Website:	CornellBigRed.com
Ticket Office Phone:	(607) 255-4247
Ticket Office Website:	BigRedTix.com
Facebook:	/CornellSports
X / Instagram:	@CornellSports   @CornellMHockey

### HISTORY

Season of Hockey:	110th
First Varsity Season:	1899-1900
All-Time Record (Win %):	1267-782-166 (.609)
ECAC Hockey Regular-Season Titles (last):	11 (2020)
Ivy League Regular-Season Titles (last):	26 (2024)
ECAC Hockey Championship Titles (last):	14 (2025)
NCAA Tournament Appearances (last):	25 (2025)
NCAA Tournament Record (Win %):	21-26 (.447)
Most Consecutive NCAA Appearances:	4 (1967-70)
Frozen Four Appearances (last):	8 (2003)
National Championships (last):	2 (1967, 1970)

### LYNAH RINK

Year Opened (Season):	1957 (68th)
Capacity:	4,267
All-Time Record (Win %):	633-238-73 (.709)
Under Casey Jones '90 (Win %):	11-2-0 (.846)

### COACHING / SUPPORT STAFF

Head Coach:	Casey Jones (Cornell '90)
Record at Cornell:	17-6-0 (.739)
Overall Record:	251-191-56 (.560)
Associate Head Coach:	Sean Flanagan (St. Lawrence '10)
	10th season
Assistant Coach:	Chris Brown (Wisconsin-River Falls '94)
	First season
Assistant Coach:	Cam Clarke (Ferris State '20)
	First season
Dir. of Hockey Ops.:	Josh Robinson (Michigan Tech '12)
	First season
Equipment Manager:	Sean Schmidt (Ferris State '09)
	16th season
Athletic Trainer:	Kait Petryszyn (SUNY Cortland '22)
	Second season

### 2024-25 IN REVIEW

Overall Record:	19-11-6 (.611)
ECAC Hockey Record (Finish):	10-8-4 (.545) — 6th
Home Record:	9-4-1 (.679)
Road Record:	6-6-4 (.500)
Neutral Record:	4-1-1 (.750)
ECAC Hockey Tournament:	No. 6 seed / Championship vs. Clarkson — W, 3-1
NCAA Tournament:	No. 4 seed / Toledo Regional Final vs. Boston University — L, 2-3 (OT)
USCHO.com Poll Ranking (final):	11th
USA Hockey/The Rink Live Poll Ranking (final):	12th

### 2025-26 TEAM INFORMATION

Letterwinners Returning / Lost:	12 / 12
Newcomers:	14
Fr / So / Jr / Sr:	12 / 6 / 8 / 5

**#YELLCORNELL**

## MODEL OF CONSISTENCY

► Cornell's sweep of Yale and Brown on Jan. 23-24 extended its streak of 10-win seasons in ECAC Hockey play to nine consecutive seasons, the third-longest such run in program history behind stretches of 19 seasons (1964-83) and 13 seasons (1999-2012).

► A sweep would give Cornell 14 league wins through 18 conference games for the first time since 2019-20, when it went 14-2-2, and mark the Big Red's first 14-win conference season since 2022-23 (15-6-1).

► Cornell's active nine-season streak of 10-win conference campaigns is the fourth-longest in Division I, trailing Minnesota State (14 seasons), Boston University (11) and Western Michigan (10).

## THE 'X' FACTOR

► Freshman defenseman **XAVIER VEILLEUX**, who set a season-high for assists and matched his single-game best for points (0-3—3) last Friday in the Big Red's 5-2 win at Colgate, has at least one point in seven of his last 10 games (2-10—12), 10 of his previous 14 (3-14—17) and 12 of his last 17 (4-15—19).

► Entering this weekend, Veilleux's 21 points (5-16—21) are the most by a freshman defenseman this season, ahead of Wisconsin's Luke Osburn (5-14—19) by two points. One of eight first-year rearguards with at least 15 points this season, Veilleux is joins Penn State's Mac Gadowsky (4-17—21 with Army in 2023-24) and Boston University's Cole Hutson (5-17—22 in 2024-25) as the lone active Division I blueliners who also registered at least 21 points within their first 23 career games.

► Over the last 20-plus seasons, Veilleux is one of 18 Division I defenseman to amass at least 21 points in his first 23 career games. Ten of the 18 instances have come over the last four-plus seasons and 14 have been over the last nine-plus campaigns. Veilleux is the first ECAC Hockey defenseman to have 21 points in his first 23 career games since Harvard's Adam Fox (2-24—26) in 2016-17.

► His three-assist performance at Colgate last Friday solidified Veilleux as the fourth freshman blueliner in Cornell program history with a 20-point season. His 21 points are currently tied with **MARK McRAE** '03 (5-16—21 in 1999-00) for the third-most points and trails both **CHRIS NORTON** '88 (4-19—23 in 1984-85) and **BEN ROBERTSON** (5-18—23 in 2023-24) for the program lead.

► Veilleux's five goals are tied with McRae (1999-00) and Robertson (2023-24) for the second-most by a Cornell freshman defenseman in program history. Only **JOAKIM RYAN** '15 had more in his first campaign with the Big Red, scoring seven goals in the 2011-12 season.

## X GON' GIVE IT TO YA

► All five of freshman defenseman **XAVIER VEILLEUX**'s goals this season have come on the power play, pacing the Big Red in that category. His five power-play goals are tied with Colgate's Isaiah Norlin, Penn State's Jackson Smith and Clarkson's Tate Taylor for the nation's lead among defensemen. He is also one of nine freshmen nationally with at least five power-play goals.

► Veilleux, who has already more than doubled the program record for power-play goals by a freshman defenseman, became the 14th defenseman (19th instance) in program history with at least five power-play goals in a season after his power-play goal at Brown on Jan. 24.

► Another power-play goal by Veilleux would make him the first Cornell rearguard with six power-play goals in a season since **NICK D'AGOSTINO** '13 (six) in 2011-12, while also becoming the 10th freshman overall in program history with at least six power-play goals and the first since **MICHAEL REGUSH** (six) in 2018-19. The last Big Red player overall to record six power-play goals in a season was **DALTON BANCROFT** (seven) in 2023-24.

► Nationally, Veilleux would become at least the 16th freshman defenseman with six power-play goals in a season since 2005-06. UMass' Marc Del Gaizo (six) was the last to do it in 2018-19.

## NCAA LEADERS

### ACTIVE STREAKS WITH 10+ CONFERENCE WINS

*Division I Programs (as of 2/11/26)*

SCHOOL	STREAK	AVG. WINS
Minnesota State	14	17.71
Boston University	11	13.27*
Western Michigan	10	12.90
► Cornell	9	13.56
North Dakota	8	14.50
Quinnipiac	8	15.13

NOTE: \* - average does not include 2025-26

## NCAA LEADERS

### MOST POINTS BY FRESHMEN DEFENSEMEN

*This Season (as of 2/11/26)*

PLAYER	TEAM	G	A	P
► Xavier Veilleux	Cornell	5	16	21
Luke Osburn	Wisconsin	5	14	19
Etienne Lessard	Union	3	15	18
Hudson Thornton	Bemidji State	2	16	18
Jackson Smith	Penn State	8	9	17
Keaton Verhoeff	North Dakota	6	11	17
Brayden Crampton	Bowling Green	2	13	15
Eric Jamieson	Denver	6	9	15

## CORNELL RECORD BOOK

### MOST POINTS BY A FRESHMAN DEFENSEMAN

*Cornell Program History*

PLAYER	SEASON	GP	G	A	PTS
Chris Norton	1984-85	29	4	19	23
Ben Robertson	2023-24	35	5	18	23
Mark McRae	1999-00	27	5	16	21
► Xavier Veilleux	2025-26	23	5	16	21

scoring seven goals in the 2011-12 season.

## NCAA LEADERS

### MOST PPG BY A DEFENSEMAN

*This Season (as of 2/11/26)*

PLAYER	TEAM	PPG
Isaiah Norlin	Colgate	5
Jackson Smith	Penn State	5
Tate Taylor	Clarkson	5
► Xavier Veilleux	Cornell	5
Nate Benoit	Long Island	4
Nick Bernardo	Long Island	4
Boston Buckberger	Denver	4
Marc Lajoie	Omaha	4
Eric Pohlkamp	Denver	4



## MEDIA INFORMATION

### ATHLETIC COMMUNICATIONS

**Jeremy Hartigan**

*Sr. Associate Director of Athletics for Communications*

**Emmie Agee**

*Assistant Director of Editorial Content*

**Shawn Gillen**

*Assistant Director of Athletic Communications*

**Marshall Haim**

*Assistant Director of Athletic Communications (MIH)*

**Phone:** (716) 465-4945

**Email:** mh2348@cornell.edu

**Aaron Kelly**

*Assistant Director of Athletic Communications*

### MEDIA CREDENTIALS

► All media credential requests must be submitted to the Cornell men's hockey SID Marshall Haim at least **48 hours prior** to the requested game(s).

► Approved media members may collect credentials at the will-call window inside Bartels Hall, located on the east side of Lynah Rink.

### WEEKLY MEDIA AVAILABILITY

► Head coach **CASEY JONES** '90 and select Cornell men's hockey student-athletes will be available to the media weekly throughout the season. Media availability is held following Tuesday practices at approximately 5:00 p.m. (times and dates subject to change).

► Specific student-athlete requests should be submitted to Cornell's Athletic Communications office at least **24 hours in advance**.

### INTERVIEW REQUESTS

► Interview requests for student-athletes and coaching staff outside of weekly media availability may be arranged through the Cornell Athletic Communications office. While every effort will be made to accommodate requests, student-athletes will not be made available during classes, study halls, practices, or medical treatment.

### PRACTICE / MORNING SKATES

► All Cornell men's hockey practices and morning skates are closed to the public. Media members seeking practice or morning skate access for filming or observing should submit requests through Cornell's Athletic Communications office.

### POSTGAME INTERVIEWS

► Head coach **CASEY JONES** '90 and requested student-athletes will be available to media following a **10-minute cooling down period** after games.

► **At Lynah Rink:** Postgame interviews will be conducted in the hockey office.

► **On the road:** Interviews will take place in a designated media area or outside the team's dressing room.

### DRESSING ROOM ACCESS

► The Cornell men's hockey dressing room is closed to all media members, both at home and on the road.

### LYNAH RINK PRESS BOX

► Game notes and line charts will be available to working media in the Lynah Rink press box at least **90 minutes before puck drop**. Complimentary wireless internet access is provided for credentialed media only.

**CORNELL**  
HOCKEY

## 2IK MAGIC

► Cornell enters this weekend with four players having at least 21 points, highlighted by junior forward **JONATHAN CASTAGNA** (13-14—27) pacing the team in goals and points. Junior forward **RYAN WALSH** (6-15—21), freshman forward **CATON RYAN** (8-13—21) and freshman defenseman **XAVIER VEILLEUX** (5-16—21) all have 21 points apiece.

► It is the first time Cornell has had at least four players with 21 points or higher through its first 23 games of a season since the 2001-02 campaign, with **STEPHEN BÂBY** '03 (6-16—22), **DOUG MURRAY** '03 (7-15—22), **SAM PAOLINI** '03 (9-16—25) and **RYAN VESCE** '04 (7-16—23).

► Ryan and Veilleux, who are the 13th and 14th Cornell freshmen with at least 21 points in the first 23 games of a season and the first since **RILEY NASH** (10-11—21) in 2007-08, are also the third Big Red freshman duo with at least 21 points in the team's first 23 games of a season since first-years were eligible to play beginning with the 1975-76 campaign. Forwards **ROY KERLING** '82 (25-29—54) and **BROCK TREDWAY** '81 (23-9—32) were the first to do it in 1977-78 before forwards **TRENT ANDISON** '91 (18-15—33) and **DOUG DERRAUGH** '91 (10-18—28) 10 years later.

► Entering this weekend, Cornell is one of nine Division I programs that have multiple freshmen with at least 21 points, joining Michigan State and Quinnipiac (three apiece) and Lindenwood, Merrimack, North Dakota, UMass, RIT and St. Thomas (two each).

## SPECIAL TEAMS SPECIALIST

► Junior forward **JONATHAN CASTAGNA** is one of 10 Division I players who have multiple game-winning, power-play and short-handed goals this season, joining Bemidji State's Oliver Peer, Boston University's Jack Harvey, Miami's David Deputy, Minnesota Duluth's Max Plante, North Dakota's Dylan James, St. Cloud State's Tyson Gross and St. Thomas' Alex Gaffney, Nathan Pilling and Lucas Van Vliet.

► Castagna, who has tallied two game-winners, two power-play goals and three short-handed goals, is just the fourth Cornell player to accomplish the feat since 1996-97 and the second to do so in as many seasons, joining **DALTON BANCROFT** (2024-25). **MIKE KNOEPFLI** '05 (2004-05) and **RILEY NASH** (2008-09) are the only others to do so in the last 30 years.

► Current Cornell head coach **CASEY JONES** '90 also achieved the feat as a sophomore in 1987-88, posting two game-winners, four power-play goals and two short-handed goals.

## JONNY-ON-THE-DOT

► Junior forward **JONATHAN CASTAGNA** boasts the nation's top faceoff win percentage among players with at least 250 faceoff wins, going 293-of-450 (65.1 percent). Castagna is one of four players this season with at least 250 wins and a success rate of at least 60.0 percent, while also posting the third-highest faceoff wins per game nationally (12.74), trailing averages posted by Gross (13.87) and Michigan State's Charlie Stramel (12.75).

► Since Jan. 1, 2025, Castagna has won 63.5 percent of his draws (500-of-787), making him one of two active Division I players with at least 400 faceoff wins and a 60.0 percent win rate, joined by Veinbergs (60.9 percent, 545-of-895).

► Castagna has won at least 13 faceoffs in 11 games this season, tied with Dartmouth's Hank Cleaves and Holy Cross' Jack Stockfish for the seventh-most games with at least 13 faceoff wins.

► Dating back to his freshman year, Castagna's 59.61 percent faceoff win rate (803-of-1347) leads all active players with at least 700 faceoff wins, ahead of Veinbergs (742-of-1246, 59.55 percent) by six-hundredths of a percentage point.

## CORNELL RECORD BOOK

### MOST POINTS BY A FRESHMAN WITHIN TEAM'S FIRST 23 GAMES

*Since 1975-76*

PLAYER	SEASON	G	A	PTS
Roy Kerling	1977-78	5	18	54
Joe Nieuwendyk	1984-85	17	20	37
Gary Cullen	1981-82	17	17	34
Lance Nethery	1975-76	4	19	35
Trent Andison	1987-88	18	15	33
Brock Tredway	1977-78	5	16	32
Doug Derrauth	1987-88	10	18	28
Duanne Moeser	1982-83	12	15	27
Kyle Knopp	1995-96	8	15	23
Ryan Hughes	1989-90	5	16	21
Denis Ladouceur	1998-99	12	9	21
Riley Nash	2007-08	10	11	21
► Caton Ryan	2025-26	8	13	21
► Xavier Veilleux	2025-26	5	16	21

## NCAA LEADERS

### PLAYERS WITH MULTIPLE GWG, PPG & SHG

*This Season (as of 2/11/26)*

PLAYER	SCHOOL	GW	PP	SH
► Jonathan Castagna	Cornell	2	2	3
David Deputy	Miami	3	4	2
Alex Gaffney	St. Thomas	2	5	3
Tyson Gross	St. Cloud St.	3	7	2
Jack Harvey	Boston Univ.	2	4	2
Dylan James	North Dakota	2	6	2
Oliver Peer	Bemidji State	3	5	2
Nathan Pilling	St. Thomas	2	5	3
Max Plante	Minn. Duluth	5	8	2
Lucas Van Vliet	St. Thomas	3	5	2

## NCAA LEADERS

### TOP FACEOFF WIN PERCENTAGES (Min. 250 FOW)

*This Season (as of 2/11/26)*

PLAYER	TEAM	FO%
► Jonathan Castagna	Cornell	.6511
Klavs Veinbergs	Colo. College	.6177
Victor Czerneckianair	Quinnipiac	.6164
Owen Michaels	Western Mich.	.6142
Tyson Gross	St. Cloud State	.6000

### FACEOFF WINS PER GAME THIS SEASON

*This Season (as of 2/11/26)*

PLAYER	SCHOOL	FW/G
Tyson Gross	St. Cloud State	14.000
Charlie Stramel	Michigan State	12.750
► Jonathan Castagna	Cornell	12.739
Owen Michaels	Western Mich.	12.679
Klavs Veinbergs	Colo. College	12.464

## NCAA RANKINGS

USCHO.com Poll (as of 2/9/26)

**Bold denotes Cornell opponent in 2025-26**

SCHOOL	RECORD	LAST	PTS
1. Michigan State (30)	22-6-0	2	978
2. Michigan (18)	23-5-0	1	967
3. North Dakota	21-7-0	3	877
4. Western Michigan	20-8-0	4	815
<b>5. Quinnipiac (2)</b>	<b>22-5-3</b>	<b>5</b>	<b>788</b>
6. Penn State	18-8-0	6	733
7. Providence	18-7-2	7	725
8. Denver	17-11-3	8	610
<b>9. Cornell</b>	<b>17-6-0</b>	<b>9</b>	<b>575</b>
10. Minnesota Duluth	18-12-0	10	556
11. UConn	16-7-3	12	490
<b>12. Dartmouth</b>	<b>17-6-1</b>	<b>14</b>	<b>439</b>
13. Wisconsin	17-9-2	13	415
14. Boston College	15-9-1	11	406
15. St. Thomas	18-9-3	15	278
16. Minnesota State	15-8-5	17	201
17. Michigan Tech	20-10-2	20	177
18. Augustana	18-9-3	16	144
<b>19. UMass</b>	<b>17-11-0</b>	<b>19</b>	<b>103</b>
20. Miami	17-9-2	RV	84

**Receiving votes:** Maine (77), St. Cloud State (22), Boston University (15), Bentley (14), Bowling Green (9), Harvard (1), Vermont (1)

USA Hockey Poll (as of 2/9/26)

**Bold denotes Cornell opponent in 2025-26**

SCHOOL	RECORD	LAST	PTS
1. Michigan State (18)	22-6-0	2	662
2. Michigan (15)	23-5-0	1	660
3. North Dakota	21-7-0	3	595
4. Western Michigan	20-8-0	4	555
<b>5. Quinnipiac (1)</b>	<b>22-5-3</b>	<b>5</b>	<b>539</b>
6. Providence	18-7-2	7	512
7. Penn State	18-8-0	6	494
8. Denver	17-11-3	9	415
9. Minnesota Duluth	18-12-0	10	399
<b>10. Cornell</b>	<b>17-6-0</b>	<b>8</b>	<b>370</b>
11. UConn	16-7-3	12	314
12. Wisconsin	17-9-2	11	305
<b>13. Dartmouth</b>	<b>17-6-1</b>	<b>14</b>	<b>303</b>
14. Boston College	15-9-1	13	263
15. St. Thomas	18-9-3	15	201
16. Minnesota State	15-8-5	17	158
17. Michigan Tech	20-10-2	20	135
18. Augustana	18-9-3	16	99
<b>19. UMass</b>	<b>17-11-0</b>	<b>19</b>	<b>62</b>
20. Miami	17-9-2	RV	43

**Receiving votes:** Maine (34), Bowling Green (12), St. Cloud State (6), Boston University (3), Harvard (1)

## SHORT-HANDED SPECIALISTS

► Junior forward **JAKE KRAFT** scored Cornell's fourth short-handed goal in the Big Red's 2-1 overtime victory over then-No. 10 Dartmouth on Jan. 23. The Big Red's four short-handed goals — led by junior forward **JONATHAN CASTAGNA**'s three short-handed tallies — are tied with Air Force, Augustana, Bentley, Lake Superior State, Long Island and RPI for the ninth-highest total this season.

► Castagna enters this weekend tied with Michigan's Josh Eernisse and St. Thomas' Alex Gaffney and Nathan Pilling for the second-most short-handed goals (three). Penn State's Dane Dowiak (four) paces the country in short-handed goals.

► With his short-handed goal on Jan. 11 against Alaska, Castagna became the 17th Cornell player (19th instance) with three short-handed goals in a season and just the fifth since 1980-81, joining **RANDY MACFARLANE** '85 (three in 1984-85), **DOUG DERRAUGH** '91 (three in 1990-91), **BRAD CHARTRAND** '96 (three in 1995-96) and **MIKE IGGULDEN** '05 (four in 2004-05) — all of whom were seniors. Castagna is the first non-senior to tally three short-handed goals in a season since **ROY KERLING** '82 (three in 1979-80) as a sophomore.

► Should Castagna net another short-handed goal, he would become the seventh Cornell player in the program's modern era (since 1957-58) with four short-handed goals in a season, joining **JIM STEVENS** '64 (four in 1961-62), **DOUG FERGUSON** '67 (four in 1964-65), **DAN LODBOA** '70 (four in 1969-70), **JIM VAUGHAN** '77 (five in 1975-76), **LANCE NETHERY** '79 (four in 1977-78) and Iggulden (four in 2004-05).

► After also scoring four short-handed goals last season, Cornell's eight short-handed goals over the last two seasons match the combined output between the 2014-15 and 2023-24 seasons (eight).

► With its next short-handed goal, Cornell will have its highest single-season short-handed goal total since 2011-12, when it tallied six goals while on the penalty kill.

## HOBEBY BAKER NOMINEES

► Junior forwards **RYAN WALSH** and **JONATHAN CASTAGNA** have been nominated for the 2026 Hobey Baker Memorial Award, it was announced last Wednesday (Jan. 21).

► Voting for the Hobey Baker Memorial Award, presented annually to college hockey's top player, will run through midnight on Sunday, March 8. Fans can cast their votes online at [hobeybaker.com/vote](http://hobeybaker.com/vote), with one vote allowed per day. A second phase of fan balloting from the list of top 10 Hobey Baker finalists will begin Wednesday, March 18, and go up to Sunday, March 29. The 2026 Hobey Baker Award winner will be announced from a field of three Hobey Baker Hat Trick finalists on Friday, April 10, in Las Vegas during the NCAA Frozen Four. The award ceremony will be broadcast nationally on NHL Network and streamed live on [hobeybaker.com](http://hobeybaker.com).

► New for this season, fans can also text their vote for the 87 college hockey players nominated from 48 different NCAA Division I schools. Fans interested in utilizing the text-to-vote option can text either "26089" for Walsh or "26090" for Castagna to 844-623-9688.

## (BIG) RED MEANS STOP

► Cornell enters this weekend with the best scoring defense in Division I, allowing just 1.913 goals per game (44 goals in 23 games). The Big Red and Michigan State (1.964) are the only two programs in the nation averaging under two goals allowed per game.

► The 44 goals allowed by Cornell entering this weekend are the lowest total in Division I hockey, five fewer than the second-place holder Dartmouth (49).

► Cornell's defensive excellence has been a consistent hallmark of the program, having finished in the top 12 nationally in scoring defense in each of the past eight seasons — the longest active streak in Division I. The Big Red have been in the top 12 in 10 of the last 11 seasons.

► Since 2016-17, Cornell has averaged 1.980 goals allowed per game, joining Minnesota State (1.914) as the only Division I programs under 2.00 in that span. The Big Red haven't allowed 100 goals in a season since 1997-98, a 26-year streak twice as long as any other active run in the nation (Minnesota State and Providence each at 13 seasons).

## NCAA LEADERS

**MOST SHORT-HANDED GOALS SCORED**

*This Season (as of 2/11/26)*

PLAYER	TEAM	SHG
Dane Dowiak	Penn State	4
► Jonathan Castagna	Cornell	3
Josh Eernisse	Michigan	3
Alex Gaffney	St. Thomas	3
Nathan Pilling	St. Thomas	3

## CORNELL RECORD BOOK

**MOST SHORT-HANDED GOALS IN SEASON**

*Since 1980-81*

PLAYER	SEASON	SHG
Mike Iggulden	2004-05	4
Randy MacFarlane	1984-85	3
Doug Derrauth	1990-91	3
Brad Chartrand	1995-96	3
► Jonathan Castagna	2025-26	3

## NCAA LEADERS

**GOALS AGAINST PER GAME LEADERS**

*This Season (as of 2/11/26)*

SCHOOL	GP	GA	GAA
► Cornell	23	44	1.913
Michigan State	28	55	1.964
Dartmouth	24	49	2.042
Augustana	30	63	2.100
Quinnipiac	30	63	2.100

**LOWEST GOALS-AGAINST AVERAGES**

*Since 2014-15 (as of 2/11/26)*

SCHOOL	GP	GA	GAA
Minnesota State	374	716	1.914
► Cornell	293	580	1.980
Quinnipiac	369	759	2.057
Providence	354	814	2.299
Clarkson	352	843	2.395

## NPI RANKINGS

**NCAA PERCENTAGE INDEX** (as of 2/11/26)  
*Bold denotes Cornell opponent in 2025-26*

SCHOOL	RECORD	NPI	WW%
1. Michigan State	22-6-0	<b>59.994</b>	.770
2. Michigan	23-5-0	<b>59.782</b>	.755
3. North Dakota	21-7-0	<b>58.455</b>	.771
4. Western Michigan	20-8-0	<b>57.652</b>	.701
5. Penn State	18-8-0	<b>57.374</b>	.698
6. Providence	18-7-2	<b>56.963</b>	.692
7. Dartmouth	17-6-1	<b>56.310</b>	.760
8. <b>Cornell</b>	<b>17-6-0</b>	<b>56.141</b>	<b>.736</b>
9. Quinnipiac	22-5-3	<b>56.073</b>	<b>.747</b>
10. Minnesota Duluth	18-12-0	<b>55.691</b>	.610
11. Denver	17-11-3	<b>55.580</b>	.608
12. Boston College	16-9-1	<b>54.907</b>	.644
13. St. Thomas	18-9-3	<b>54.785</b>	.634
14. Wisconsin	17-9-2	<b>54.587</b>	.579
15. UConn	16-7-3	<b>54.524</b>	.638
16. Minnesota State	15-8-5	<b>53.708</b>	.640
17. Augustana	18-9-3	<b>53.570</b>	.662
18. Michigan Tech	20-10-2	<b>53.358</b>	.645
19. St. Cloud State	15-15-0	<b>53.066</b>	.525
20. Miami	17-9-2	<b>53.064</b>	.572
21. <b>UMass</b>	<b>17-11-0</b>	<b>53.023</b>	<b>.576</b>
22. Bowling Green	15-7-6	<b>52.938</b>	.646
23. <b>Harvard</b>	<b>13-10-1</b>	<b>52.805</b>	<b>.566</b>
24. Maine	14-11-2	<b>52.639</b>	.524
25. <b>Princeton</b>	<b>14-9-1</b>	<b>52.131</b>	<b>.617</b>
26. Bentley	16-8-5	<b>52.100</b>	.624
27. Merrimack	14-12-1	<b>52.094</b>	.549
28. Ohio State	10-15-1	<b>51.998</b>	.466
29. <b>Boston University</b>	<b>13-14-2</b>	<b>51.910</b>	<b>.473</b>
30. <b>Union</b>	<b>16-10-2</b>	<b>51.436</b>	<b>.599</b>
31. Colorado College	11-13-4	<b>51.097</b>	.445
32. Northeastern	12-14-1	<b>50.974</b>	.480
33. LIU	10-14-1	<b>50.800</b>	.541
34. RIT	17-12-2	<b>50.694</b>	.573
35. Arizona State	13-16-1	<b>50.693</b>	.392
36. Lindenwood	13-13-0	<b>50.617</b>	.525
37. Air Force	14-12-2	<b>50.484</b>	.515
38. Minnesota	10-18-1	<b>50.396</b>	.348
39. <b>Omaha</b>	<b>10-18-0</b>	<b>50.311</b>	<b>.371</b>
40. New Hampshire	11-14-1	<b>50.261</b>	.418
41. Holy Cross	13-13-2	<b>49.998</b>	.508
42. Sacred Heart	14-11-3	<b>49.809</b>	.520
43. <b>Alaska</b>	<b>10-15-2</b>	<b>49.690</b>	<b>.432</b>
44. <b>Clarkson</b>	<b>12-15-3</b>	<b>49.655</b>	<b>.436</b>
45. <b>Colgate</b>	<b>11-14-3</b>	<b>49.542</b>	<b>.438</b>
46. Vermont	12-15-0	<b>49.293</b>	.418
47. Canisius	14-12-2	<b>49.286</b>	.522
48. Army	11-14-5	<b>48.983</b>	.471
49. UMass Lowell	10-18-0	<b>48.500</b>	.373
50. Bemidji State	11-16-3	<b>48.176</b>	.391
51. Lake Superior State	9-18-1	<b>47.616</b>	.381
52. Robert Morris	9-16-3	<b>47.454</b>	.407
53. Notre Dame	5-20-3	<b>47.027</b>	.246
54. <b>Yale</b>	<b>7-17-0</b>	<b>45.740</b>	<b>.284</b>
55. Niagara	9-18-1	<b>45.416</b>	.344
56. <b>RPI</b>	<b>7-21-0</b>	<b>45.301</b>	<b>.285</b>
57. Ferris State	5-25-0	<b>44.771</b>	.192
58. <b>Brown</b>	<b>4-19-1</b>	<b>43.908</b>	<b>.226</b>
59. Stonehill	6-20-2	<b>43.772</b>	.262
60. Northern Michigan	3-25-0	<b>43.480</b>	.157
61. Alaska Anchorage	4-20-1	<b>42.702</b>	.202
62. <b>St. Lawrence</b>	<b>5-22-3</b>	<b>42.617</b>	<b>.203</b>
63. Mercyhurst	4-22-2	<b>42.088</b>	.176

## ALEXIS-CELLENCE BETWEEN THE PIPES

► Freshman goaltender **ALEXIS COURNOYER** has been stellar through his first 19 collegiate games, posting a 14-5-0 record with a 1.91 goals-against average and .922 save percentage.

► Cournoyer is one of seven goaltenders in Cornell's modern era (since 1957-58) to register at least 14 wins in his first 19 career appearances, joining **KEN DRYDEN** '69 (18), **BRIAN CROPPER** '70 (16), **DAVE LeNEVEU** and **MATTHEW GALAJDA** (14 each) and **DAVE ELENBAAS** '72 and **BRIAN HAYWARD** '82 (13 each).

► With a win in his next outing, Cournoyer would become one of 11 goaltenders since 2005-06 to have 15 wins in his first 20 career outings. If he appears in and wins both games this weekend, he would become the eighth goaltender with 16 wins in his first 21 career games over the same span, joining Boston University's Kieran Millan (19, 2008-09), UMass Lowell's Connor Hellebuyck (18, 2012-13), Notre Dame's Cale Morris (18, 2016-18), Michigan's Jack Ivankovic (17, 2025-26), Colorado College's Richard Bachman (16, 2007-08), Michigan's Bryan Hogan (16, 2007-09) and Boston College's Jacob Fowler (16, 2023-24).

► Among Division I goaltenders who have played at least 33 percent of their team's minutes, Cournoyer ranks fifth in goals-against average and is one of six netminders with a goals-against average under 2.00, joining Quinnipiac's Dylan Silverstein (1.58), Dartmouth's Emmett Croteau (1.71), North Dakota's Jan Špunar (1.73), Providence's Jack Parsons (1.89) and Michigan State's Trey Augustine (1.96).

► Since 2005-06, Cournoyer is one of five Cornell goaltenders to post a sub-2.00 goals-against average in his first 19 career games, joining **MITCH GILLAM** '17 (1.53, 2013-15), **MATTHEW GALAJDA** (1.61, 2017-18), **IAN SHANE** '25 (1.76, 2021-22) and **HAYDEN STEWART** '18 (1.97, 2014-18).

## FRESH IMPACT

► Cornell's 12-player freshman class has made an immediate impression this season, combining for 87 of the Big Red's 217 points this season (40.1 percent). The Big Red are one of seven Division I programs — four of which are ECAC Hockey programs — that are receiving at least 40 percent of its offensive production from first-year players.

► The Big Red have the third-highest percentage of goals scored by freshmen in Division I this season (46.3 percent — 37-of-80), trailing ECAC Hockey counterparts St. Lawrence (52.9 percent, 37-of-70) and Quinnipiac (47.0 percent, 62-of-132). Clarkson is tied with Lindenwood and Miami for the fourth-highest average (44.9 percent, 40-for-89).

► Six Cornell freshmen have scored at least three goals this season: **GIO DIGIULIAN** (nine), **CATON RYAN** (eight), **AIDEN LONG** (seven), **REEGAN HISCOCK** and **XAVIER VEILLEUX** (five each) and **CHASE PIRTLE** (three). The Big Red are tied with Colorado College, Miami, Michigan Tech, Providence and Quinnipiac for the second-most freshmen with at least three-plus goals. Arizona State paces the nation with seven such players.

► This season marks the second time in program history — and second instance in the last three seasons — Cornell has had at least six freshmen score three or more goals in a season, joining the 2023-24 squad (**RYAN WALSH** — 12; **JONATHAN CASTAGNA** — 11; **LUKE DEVLIN** — six; **BEN ROBERTSON** — five; **JAKE KRAFT** — four; **GEORGE FEGARAS** — three).

► Cornell is one of three programs with a quintet of first-years with at least five goals this season, accompanied by Arizona State and Clarkson.

► It is also the second time in program history that the Big Red have had at least five first-year players score five or more goals in a season, joining the 2002-03 team (**MATT MOULSON** '06 — 13; **SHANE HYNES** — 11; **CAM ABBOTT** '06 — seven; **DANIEL PEGORARO** '06 — six; **CHRIS ABBOTT** '06 — five).

► With forward **CATON RYAN** (8-13—21) and defenseman **XAVIER VEILLEUX** (5-16—21) already with 21 points this season, it is the ninth time Cornell has had multiple freshmen with 21-plus points and the second time in three years it has happened.

## CORNELL RECORD BOOK

**MOST WINS IN FIRST 19 CAREER GAMES**  
*Cornell Program History*

PLAYER	SEASON(S)	WINS
<b>Ken Dryden</b>	1966-67	<b>16</b>
<b>Brian Cropper</b>	1968-70	<b>16</b>
<b>Dave LeNeveu</b>	2001-03	<b>15</b>
<b>Matthew Galajda</b>	2017-18	<b>15</b>
<b>Dave Elenbaas</b>	1970-72	<b>14</b>
<b>Brian Hayward</b>	1978-79	<b>14</b>
► <b>Alexis Cournoyer</b>	<b>2025-26</b>	<b>14</b>

## NCAA LEADERS

**LOWEST GOALS-AGAINST AVERAGES**  
*This Season (as of 2/11/26)*

PLAYER	SCHOOL	GAA
<b>Dylan Silverstein</b>	Quinnipiac	<b>1.575</b>
<b>Emmett Croteau</b>	Dartmouth	<b>1.709</b>
<b>Jan Špunar</b>	North Dakota	<b>1.761</b>
<b>Jack Parsons</b>	Providence	<b>1.894</b>
► <b>Alexis Cournoyer</b>	<b>Cornell</b>	<b>1.907</b>
<b>Trey Augustine</b>	Michigan State	<b>1.957</b>

## NCAA LEADERS

**TOP POINT PRODUCTION FROM FIRST-YEARS**  
*Division I Hockey (as of 2/11/26)*

PROGRAM	FPTS	TPTS	FP%
<b>St. Lawrence</b>	85	192	<b>44.27%</b>
<b>Miami</b>	102	233	<b>43.78%</b>
<b>Mercyhurst</b>	44	105	<b>41.90%</b>
<b>Clarkson</b>	100	240	<b>41.67%</b>
<b>Quinnipiac</b>	147	362	<b>40.61%</b>
► <b>Cornell</b>	<b>87</b>	<b>217</b>	<b>40.09%</b>
<b>Providence</b>	98	245	<b>40.00%</b>

**TOP GOAL PRODUCTION FROM FIRST-YEARS**  
*Division I Hockey (as of 2/11/26)*

PROGRAM	FG	TG	FG%
<b>St. Lawrence</b>	37	70	<b>52.86%</b>
<b>Quinnipiac</b>	62	132	<b>46.97%</b>
► <b>Cornell</b>	<b>37</b>	<b>80</b>	<b>46.25%</b>
<b>Clarkson</b>	40	89	<b>44.94%</b>
<b>Lindenwood</b>	40	89	<b>44.94%</b>
<b>Miami</b>	40	89	<b>44.94%</b>





## 2025-26 TEAM STATISTICS (as of 2/11/26)

	STAT	NCAA	ECAC
BLOCKED SHOTS	261	T-60th	11th
FACEOFF WIN PERCENTAGE	.557	2nd	2nd
PENALTY KILL PERCENTAGE	.805	34th	6th
POWER-PLAY PERCENTAGE	.241	14th	2nd
SCORING DEFENSE	1.91	1st	1st
SCORING MARGIN	+1.57	6th	3rd
SCORING OFFENSE	3.48	12th	4th
TOTAL ASSISTS	137	T-33rd	5th
PIM PER GAME	10.17	33rd	6th
TOTAL POINTS	217	34th	5th
TOTAL PIM	234	50th	7th
POWER-PLAY GOALS	19	T-27th	5th
SHORT-HANDED GOALS	4	T-9th	T-1st
WIN PERCENTAGE	.739	5th	2nd

## 2025-26 INDIVIDUAL LEADERS (as of 2/11/26)

	STAT	NCAA	ECAC
ASSISTS PER GAME			
Xavier Veilleux	0.70	T-32nd	T-7th
Ryan Walsh	0.68	39th	10th
FACEOFF WINS			
Jonathan Castagna	293	T-17th	T-2nd
Ryan Walsh	218	66th	10th
GAME-WINNING GOALS			
Charlie Major	4	T-7th	T-2nd
Gio DiGiulian	3	T-22nd	T-6th
GOALTENDER WIN PERCENTAGE			
Alexis Cournoyer	.737	9th	4th
GOALS-AGAINST AVERAGE			
Alexis Cournoyer	1.91	6th	3rd
GOALS PER GAME			
Jonathan Castagna	0.62	27th	7th
POINTS PER GAME			
Jonathan Castagna	1.17	21st	4th
Ryan Walsh	0.95	T-62nd	16th
Caton Ryan	0.91	T-74th	T-18th
Xavier Veilleux	0.91	T-74th	T-18th
POWER-PLAY GOALS			
Xavier Veilleux	5	T-32nd	T-5th
SAVE PERCENTAGE			
Alexis Cournoyer	.922	18th	3rd
SHORT-HANDED GOALS			
Jonathan Castagna	3	T-2nd	1st
Jake Kraft	1	T-27th	T-3rd

## ON THE PLUS SIDE

► Senior forward **NICK DeSANTIS** enters this weekend with a career plus-minus rating of plus-47, tied with Boston College's Drew Fortescue and Andre Gasseau and Denver's Rieger Lorenz for eighth among active Division I players.

► DeSantis, whose rating is tied with Gasseau and Lorenz for fourth among active forwards, is one of eight Division I forwards with at least a plus-40 career rating. Along with his teammate, junior forward **JONATHAN CASTAGNA** (plus-43), Cornell is one of two programs with multiple forwards having career plus-40 ratings, joining Quinnipiac's Mason Marcellus (plus-63) and Victor Czerneckianair (plus-53).

► DeSantis' plus-47 rating is tied with **BRENDEN LOCKE** '21 for the fourth-highest rating by a forward and sixth overall in program history since the statistic began being officially tracked in the 2002-03 season. Those ahead of DeSantis and Locke are **ONDREJ PSENICKA** '25 and **TIM REGO** '25 (both plus-58), **GREG MILLER** '12 (plus-52), **TRAVIS MITCHELL** '23 (plus-51) and **KYLE PENNEY** '25 (plus-50).

## POWER (PLAY) SURGE

► Despite only having four power-play goals in its last 31 opportunities (12.9 percent) since Jan. 10, Cornell's power play still ranks as one of the best in the nation, converting at a 24.1 percent clip that ranks 14th nationally and is second among ECAC Hockey programs (Quinnipiac, 25.0 percent, ninth).

► The Big Red's turnaround on the power play from last season has been dramatic, with Cornell already having three more goals (19) than last year's total (16). Last season, the Big Red converted on just 14.7 percent of its power plays (16-for-109).

► Six players have multiple power-play goals this season, powered by freshman defenseman **XAVIER VEILLEUX** five markers. Junior forward **RYAN WALSH** (three), junior forward **JONATHAN CASTAGNA**, sophomore forward **CHARLIE MAJOR** and freshman forwards **GIO DIGIULIAN** and **CATON RYAN** (two apiece) also have multiple markers while having an extra attacker.

► Cornell's six players with multiple power-play goals are its highest total since also having six players in 2022-23. The total is tied for the 12th-highest total in Division I hockey.

## WALSH TO WEAR THE 'C'

► Junior forward **RYAN WALSH** was named captain of the Cornell hockey team, head coach **CASEY JONES** '90 announced Sept. 30. Senior defenseman **JACK O'BRIEN** and junior forward **JONATHAN CASTAGNA** will serve as alternate captains.

► "We have a large contingent of guys who can be leaders in our locker room — it's one of the program's strengths," Jones said. "It was evident, talking with players and our staff, that these three came to the forefront as emblematic of what Cornell hockey is all about. When you have guys who work this hard, do things the right way and are great players, it's a good combination."

► Walsh is the 22nd player since 1957-58 to be named captain in his junior year and only the fourth to serve as sole captain, joining **STEPHEN BÂBY** (2001-02), **JOHN MCCARRON** (2013-14) and **KYLE PENNEY** (2023-24).

## YOU FEEL THAT (NHL) DRAFT?

► Cornell has nine NHL draft picks on its roster this season, the program's highest total since 2005-06. Only the 1990-91 (14) and 2004-05 (10) rosters had more NHL selections.

► For the first time in program history, Cornell has three draft picks selected within the first three rounds: junior forward **JONATHAN CASTAGNA** (70th overall, Utah via Arizona), sophomore defenseman **MICHAEL FISHER** (76th, San Jose) and junior defenseman **GEORGE FEGARAS** (83rd, Dallas).

► Fisher is the highest-drafted Cornell defenseman since **SASHA POKULOK** went 14th overall to Washington in 2005. Freshman goaltender **ALEXIS COURNOYER** was Cornell's lone selection in the 2025 NHL Draft, taken in the fifth round (145th overall) by Montréal. He's the 13th Big Red goaltender to be drafted and the first since **DAVID LeNEVEU** in 2002 (48th overall, Phoenix).

► The nine NHL draft picks on the Big Red's roster this season are the second-highest total for an ECAC Hockey program, trailing only Harvard (10). Cornell is tied with Colorado College for the 11th-most NHL draft picks in Division I. Boston University leads with 19 selections and is followed by Michigan State (15), Denver (14), Michigan and Minnesota (13 each), Boston College and North Dakota (12 each) and Harvard, Western Michigan and Wisconsin (10 each).

## NCAA LEADERS

HIGHEST CAREER PLUS-MINUS RATINGS  
Active Division I Forwards (as of 2/11/25)

PLAYER	ACTIVE TEAM	+/-
Mason Marcellus	Quinnipiac	+63
Daniel Russell	Michigan State	+57
Victor Czerneckianair	Quinnipiac	+53
► Nick DeSantis	Cornell	+47
Andre Gasseau	Boston College	+47
Rieger Lorenz	Denver	+47
► Jonathan Castagna	Cornell	+43
Owen Michaels	Western Mich.	+42

## NCAA LEADERS

MOST NHL DRAFT PICKS ON ROSTER  
This Season

SCHOOL(S)	TOTAL
Boston University	19
Michigan State	15
Denver	14
Michigan, Minnesota	13
Boston College, North Dakota	12
Harvard, Western Michigan, Wisconsin	10
► Colorado College, Cornell	9

## CORNELL IN THE RANKINGS

DATE	NPI	USCHO	USA
Preseason	N/A	17 (228)	16 (181)
Oct. 6	N/A	17 (177)	16 (133)
Oct. 13	N/A	18 (159)	18 (135)
Oct. 20	N/A	19 (123)	18 (109)
Oct. 27	N/A	20 (87)	20 (65)
Nov. 3	N/A	17 (160)	16 (150)
Nov. 10	N/A	20 (107)	19 (81)
Nov. 17	N/A	19 (149)	17 (155)
Nov. 24	N/A	17 (242)	16 (196)
Dec. 1	N/A	17 (183)	16 (154)
Dec. 8	14	17 (215)	15 (158)
Dec. 15	14	17 (205)	16 (158)
Dec. 29	15	17 (222)	17 (155)
Jan. 5	11	14 (328)	12 (261)
Jan. 12	9	13 (421)	12 (303)
Jan. 19	11	12 (412)	12 (299)
Jan. 26	9	10 (526)	10 (368)
Feb. 2	7	9 (608)	8 (440)
Feb. 9	8	9 (575)	10 (370)

NPI not officially acknowledged until after first weekend of play in December due to sample size



## ECAC WEEKLY HONORS

DATE	AWARD	PLAYER (SCHOOL)
Oct. 6	Forward	Jeremy Wilmer (Quinnipiac)
	Defender	Matthew Mayich (Clarkson)
	Rookie	Matthew Lansing (Quinnipiac)
Oct. 13	Goalie	Cameron Korpi (Union)
	Forward	Brandon Buhr (Union)
	Defender	Antonio Fernandez (Colgate)
Oct. 20	Rookie	Ethan Wyttenbach (Quinnipiac)
	Goalie	Cameron Korpi (Union)
	Forward	Jack Brandt (Colgate)
Oct. 27	Defender	Tyler Dunbar (Union)
	Rookie	Etienne Lessard (Union)
	Goalie	Matej Marinov (Quinnipiac)
Nov. 3	Forward	Jack Brandt (Colgate)
	Defender	Tristan Sarsland (Clarkson)
	Rookie	Markus Vidicek (Quinnipiac)
Nov. 10	Goalie	Shane Soderwall (Clarkson)
	Forward	Jaxson Ezman (Princeton)
	Defender	Eric Charpentier (Dartmouth)
Nov. 17	Rookie	Gio DiGiulian (Cornell)
	Goalie	Noah Krawchuk (RPI)
	Forward	Hayden Stovroff (Dartmouth)
Nov. 24	Defender	CJ Foley (Dartmouth)
	Rookie	Alexis Cournoyer (Cornell)
	Goalie	Noah Pak (Yale)
Nov. 31	Forward	Simon Labelle (Colgate)
	Defender	George Fegas (Cornell)
	Rookie	Nathan Morin (Dartmouth)
Dec. 8	Goalie	Cameron Korpi (Union)
	Forward	Kai Daniells (Princeton)
	Defender	Brett Merner (Colgate)
Dec. 15	Rookie	Alexis Cournoyer (Cornell)
	Goalie	Matej Marinov (Quinnipiac)
	Forward	Luciano Wilson (RPI)
Dec. 22	Defender	CJ Foley (Dartmouth)
	Rookie	Ethan Wyttenbach (Quinnipiac)
	Goalie	Jack Stark (Yale)
Dec. 29	Forward	Hayden Stovroff (Dartmouth)
	Defender	Tyler Dunbar (Union)
	Rookie	Brayden Gillespie (Union)
Jan. 5	Goalie	Conor Callaghan (Princeton)
	Forward	Ben Muthersbaugh (Union)
	Defender	Tyler Dunbar (Union)
Jan. 12	Rookie	Nathan Morin (Dartmouth)
	Goalie	Brayden Gillespie (Union)
	Forward	Ryan Bottrill (Clarkson)
Jan. 19	Defender	Tyler Rubin (Princeton)
	Rookie	Brock Devlin (Dartmouth)
	Goalie	Emmett Croteau (Dartmouth)
Jan. 26	Forward	Victor Czerneckianair (Quinnipiac)
	Defender	Tyler Rubin (Princeton)
	Rookie	Aiden Long (Cornell)
Feb. 2	Goalie	Arthur Smith (Princeton)
	Forward	Jonathan Castagna (Cornell)
	Defender	Hoyt Stanley (Cornell)
Feb. 9	Rookie	Caton Ryan (Cornell)
	Goalie	Shane Soderwall (Clarkson)
	Forward	Tyler Borgula (Quinnipiac)
Feb. 16	Defender	Mason Langenbrunner (Harvard)
	Rookie	James Shannon (Yale)
	Goalie	Noah Pak (Yale)
Feb. 23	Forward	Jake Kraft (Cornell)
	Defender	Luke Santilli (St. Lawrence)
	Rookie	Rasmus Svartström (St. Lawrence)
Feb. 30	Goalie	Alexis Cournoyer (Cornell)
	Forward	Jonathan Castagna (Cornell)
	Defender	Jacob Napier (Colgate)
Mar. 6	Rookie	Alexis Cournoyer (Cornell)
	Goalie	Emmett Croteau (Dartmouth)
	Forward	Ethan Wyttenbach (Quinnipiac)
Mar. 13	Defender	Braden Blace (Quinnipiac)
	Rookie	Rémi Gélinas (Clarkson)
	Goalie	Arthur Smith (Princeton)

## 2025-26 ECAC HOCKEY STANDINGS

ECAC HOCKEY											OVERALL					
OPPONENT	PTS	GP	W	L	T	OW	OL	SW	GF	GA	GP	W	L	T	GF	GA
Quinnipiac	38	16	13	2	1	2	0	0	80	30	30	22	5	3	132	63
Dartmouth	36	16	11	4	1	0	1	1	59	35	24	17	6	1	88	49
Cornell	36	16	12	4	0	1	1	0	54	30	23	17	6	0	80	44
Princeton	31	16	10	6	0	0	1	0	51	39	24	14	9	1	77	64
Harvard	30	16	10	6	0	0	0	0	49	45	24	13	10	1	71	68
Colgate	25	16	8	6	2	2	0	1	50	47	28	11	14	3	76	88
Clarkson	21	18	6	9	3	1	0	1	52	58	30	12	15	3	89	96
Union	21	16	6	9	1	0	1	1	45	53	28	16	10	2	101	73
Yale	18	16	6	10	0	1	1	0	46	56	24	7	17	0	60	88
St. Lawrence	14	18	4	13	1	0	0	1	47	84	30	5	22	3	70	132
RPI	13	16	4	12	0	0	1	0	37	61	28	7	21	0	61	104
Brown	11	16	3	12	1	0	1	0	33	65	24	4	19	1	52	92

IVY LEAGUE											OVERALL					
OPPONENT	PTS	GP	W	L	T	OW	OL	SW	GF	GA	GP	W	L	T	GF	GA
Cornell	23	9	8	1	0	1	0	0	30	13	23	17	6	0	80	44
Dartmouth	16	7	5	2	0	0	1	0	28	17	24	17	6	1	88	49
Princeton	13	7	4	3	0	0	1	0	19	16	24	14	9	1	77	64
Harvard	6	7	2	5	0	0	0	0	19	23	24	13	10	1	71	68
Brown	6	8	2	6	0	0	0	0	19	33	24	4	19	1	52	92
Yale	5	8	2	6	0	1	0	0	15	28	24	7	17	0	60	88

LAST WEEK'S RESULTS											THIS WEEKEND'S SCHEDULE					
Friday, Feb. 6											Friday, Feb. 13					
#9 Cornell 5, Colgate 2											#9 Cornell at RPI, 7:00					
#5 Quinnipiac 9, Brown 1											#12 Dartmouth at Yale, 7:00					
#14 Dartmouth 3, Harvard 1											Harvard at Brown, 7:00					
Princeton 3, Yale 1											Colgate at Union, 7:00					
RPI 4, Clarkson 3																
Union 4, St. Lawrence 1																
											Saturday, Feb. 14					
											#9 Cornell at Union, 7:00					
											Princeton at #5 Quinnipiac, 7:00					
											#12 Dartmouth at Brown, 4:00					
											Colgate at RPI, 7:00					
											Harvard at Yale, 7:00					
											Sunday, Feb. 15					
											#5 Quinnipiac at Princeton, 4:00					

## PASSING THE TORCH ON EAST HILL

► A new era has arrived on East Hill as former captain **CASEY JONES** '90 assumed head coaching duties from Cornell Athletics Hall of Fame head coach **MIKE SCHAFFER** '86, who retired after 30 years (1995-25).

► With Jones taking the helm of the Cornell men's hockey program from Schaffer, the 2025-26 season marks the 39th consecutive year a Cornell graduate has served as the Big Red's head coach, continuing a lineage started with the head coach whom Jones played for, **BRIAN MCCUTCHEON** '71 (1987-95).

► Cornell owns the second-longest active streak in Division I hockey with an alumnus as head coach, trailing only Boston University (53 years).

► Since 1970-71, when **DICK BERTRAND** '70 became head coach, the Big Red have featured an alum in the position for 50 of the last 55 seasons.

► Jones is one of 11 new head coaches in Division I hockey this season and one of three in ECAC Hockey, joining RPI's Eric Lang and Yale's interim head coach Joe Howe.

## HAIL TO THEE, OUR ALMA MATER!

► **CASEY JONES** '90, the Jay R. Bloom '77 Head Coach of Cornell Men's Ice Hockey, is one of 25 Division I head coaches leading their alma mater this season.

► Roughly 40 percent of the 63 active Division I programs are helmed by alumni head coaches. Within ECAC Hockey, Jones is joined by Ted Donato (Harvard), Mike Harder (Colgate), Jean-François Houle (Clarkson) and Brendan Whittet (Brown).

► ECAC Hockey is tied for the national lead with five alumni head coaches, alongside Hockey East and the NCHC. The Big Ten and CCHA each have three, while Atlantic Hockey and the Independents feature two apiece.

## NCAA LEADERS

### ACTIVE STREAKS WITH ALUM AT HEAD COACH

Division I Hockey Programs

SCHOOL(S)	YEARS
Boston University	53
► Cornell	39
New Hampshire	36
Boston College	32
Bemidji State	25
Harvard, North Dakota	22
Brown	17
Michigan State, UMass Lowell	15

## SERIES HISTORY



## SERIES HISTORY

### CORNELL LEADS, 73-39-11

**Ithaca, N.Y. (Lynah Rink):** 36-14-8 (35-14-8)

**Troy, N.Y. (Houston Field House):** 32-22-3 (31-22-3)

**Neutral Sites:** 4-3-0

**Casey Jones vs. RPI (at Cornell):** 21-12-3 (1-0-0)

## SCORING RECORDS

### CORNELL

**Ithaca:** 13

COR, 13-1 (2/16/1924)

**Troy:** 7, (3x)

Last: COR, 7-6 (OT) (3/1/1986)

**Neutral Site:** 9

COR, 9-0 (12/22/1969)

### RPI

**Ithaca:** 8

RPI, 8-0 (12/18/1963)

**Troy:** 9, (2x)

Last: RPI, 9-1 (3/4/1994)

**Neutral Site:** 5

RPI, 5-1 (3/15/1985)

## GAME-BY-GAME (SINCE 2004-05)

DATE	COR RK	RPI RK	SITE	SCORE
1/15/2005	#11		Troy, N.Y.	W, 5-0
2/18/2005	#4		Ithaca, N.Y.	W, 3-0
11/19/2005	#5		Ithaca, N.Y.	T, 1-1 (OT)
2/24/2006	#7		Troy, N.Y.	L, 0-2
12/1/2006	#13		Ithaca, N.Y.	T, 3-3 (OT)
2/10/2007	#20		Troy, N.Y.	W, 6-1
1/11/2008			Troy, N.Y.	W, 2-1
2/16/2008			Ithaca, N.Y.	W, 7-1
1/17/2009	#5		Troy, N.Y.	W, 3-0
2/20/2009	#11		Ithaca, N.Y.	W, 4-1
3/13/2009	#12		Ithaca, N.Y.	L, 0-1
3/14/2009	#12		Ithaca, N.Y.	W, 4-0
3/15/2009	#12		Ithaca, N.Y.	W, 4-3
12/4/2009	#7		Troy, N.Y.	W, 2-1
2/27/2010	#9		Ithaca, N.Y.	T, 1-1 (OT)
1/14/2011		#10	Ithaca, N.Y.	W, 5-1
2/12/2011		#8	Troy, N.Y.	W, 3-2 (OT)
2/3/2012	#14		Troy, N.Y.	T, 2-2 (OT)
2/25/2012	#11		Ithaca, N.Y.	L, 1-2 (OT)
1/19/2013	#16		Troy, N.Y.	L, 2-3
2/22/2013			Ithaca, N.Y.	W, 4-1
11/8/2013	#15	#10	Troy, N.Y.	T, 3-3 (OT)
2/15/2014	#11		Ithaca, N.Y.	L, 1-3
1/17/2015			Troy, N.Y.	L, 0-3
2/20/2015			Ithaca, N.Y.	T, 2-2 (OT)
1/15/2016	#8	#20	Troy, N.Y.	L, 0-1
2/27/2016	#16	#17	Ithaca, N.Y.	T, 3-3 (OT)
2/4/2017	#16		Troy, N.Y.	W, 4-3
2/24/2017	#9		Ithaca, N.Y.	W, 2-0
2/3/2018	#1		Ithaca, N.Y.	L, 1-2
2/23/2018	#2		Troy, N.Y.	W, 4-2
2/2/2019	#14		Troy, N.Y.	T, 1-1 (OT)
2/22/2019	#9		Ithaca, N.Y.	L, 2-3 (OT)
1/10/2020	#2		Troy, N.Y.	W, 3-0
2/15/2020	#2		Ithaca, N.Y.	W, 4-2
11/13/2021	#13		Ithaca, N.Y.	W, 11-3
2/11/2022	#15		Troy, N.Y.	L, 2-6
1/7/2023	#18		Troy, N.Y.	W, 6-4
2/3/2023	#11		Ithaca, N.Y.	W, 3-1
2/9/2024	#13		Troy, N.Y.	W, 4-1
3/2/2024	#13		Ithaca, N.Y.	W, 3-1
2/7/2025			Ithaca, N.Y.	W, 4-2
3/1/2025			Troy, N.Y.	W, 6-0
11/22/2025	#19		Ithaca, N.Y.	W, 6-1

## SCOUTING RPI

► RPI is coming off a weekend split in the North Country against Clarkson and St. Lawrence. The Engineers have lost 10 of its last 12 games (2-10-0).

► Forward Luciano Wilson (5-14—19), a transfer from Minnesota State, leads the team in both assists and points. Fellow forward Filip Sitar (8-6—14) leads all RPI players in goals.

► Nate Krawchuk (4-14-0, 3.21, .899) has started in 18 of his 19 outings on the season, while Bruno Bruveris (2-6-0, 4.05, .867) has made 10 appearances and made eight starts.

## 118 YEARS, 170 MILES, 123 MEETINGS

► Cornell will be seeking to extend its win streak over the Engineers to eight games on Friday. A win would match the Big Red's longest win streak over RPI, an eight-game streak between March 9, 1974, and Feb. 13, 1979.

► During its current seven-game win streak, the Big Red have outscored RPI 32-10 with an average scoring margin of plus-2.86 while registered at least three goals in each game. The Big Red have won 10 of its last 11 against RPI, while averaging 4.73 goals per game. All 10 victories have been decided by multiple goals.

► A win Friday would be Cornell's fourth straight at Houston Field House, the program's longest win streak at the venue since a five-game stretch between Feb. 10, 2007, and Feb. 12, 2011.

## CORNELL - RPI CONNECTIONS

► RPI assistant coach Cory Schneider served as an assistant coach for Cornell head coach Casey Jones in his final two seasons at Clarkson (2022-24) ... **REMINGTON KEOPPLE** and Matthew Jovanovic played together on the 2020-21 Des Moines Buccaneers ... **SEAN DONALDSON**, Kazimierz Sobieski and Gustavs Ozolins were teammates on the 2021-22 Sioux Falls Stampede ... **AIDEN LONG** played with Rainers Rullers in 2023-24 and Ian Scherezzer last year on the Madison Capitols ... **ERICK ROEST** and Lucas Lemieux competed together on the Canada West U19 Team at the 2023 World Junior 'A' Challenge ... **JUSTIN KATZ** played on the West Kelowna Warriors with Landen Hilditch (2022-24) and Jackson Kyrkostas (2023-24), while Katz, **LUKE DEVLIN** and Hilditch all played together in 2022-23 ... **CATON RYAN** and **MICHAEL FISHER** played with Hilditch on last year's Penticton Vees ... **HOYT STANLEY** spent two seasons on the Victoria Grizzlies (2021-23) with Jack Gorton, while **REEGAN HISCOCK** was also on the Grizzlies' roster in 2022-23 ... Devlin, Keopple and Dovar Tinling were teammates on the 2021-22 Des Moines Buccaneers ... **JAKE KRAFT** and **RYAN WALSH** played with Bruno Bruveris on the 2022-23 Cedar Rapids RoughRiders ... **NICHOLAS WOLFENBERG** and Jagger Tapper were teammates for three years on the Okotoks Oilers (2021-24) ... **LUKE ASHTON** and Luciano Wilson played together last year at Minnesota State.

## CORNELL PLAYERS VS. RPI

PLAYER	GP	G	A	PTS	SH	SH%	+/-	PIM	PPG	SHG	GWG	BLK	FOW	FOL	FO%
Nick DeSantis	7	2	6	8	13	.154	+8	0	1	0	0	2	1	1	.500
Jonathan Castagna	5	3	3	6	14	.214	+5	2	1	1	0	5	42	23	.646
Ryan Walsh	5	0	6	6	8	.000	+4	0	0	0	0	3	34	45	.430
Jake Kraft	5	2	2	4	9	.222	+3	0	0	0	1	1	1	3	.250
Charlie Major	2	2	2	4	6	.333	+4	0	0	0	0	0	2	0	1.000
George Fegasas	4	0	4	4	4	.000	+7	2	0	0	0	2	0	0	—
Luke Devlin	2	3	0	3	6	.500	+4	2	0	0	2	1	0	0	—
Tyler Catalano	5	0	2	2	8	.000	+2	2	0	0	0	4	22	19	.537
Hoyt Stanley	5	0	2	2	7	.000	+7	7	0	0	0	3	0	0	—
Sean Donaldson	1	1	0	1	1	1.000	+1	0	0	0	0	0	0	0	—
Luke Ashton	1	0	1	1	1	.000	+3	0	0	0	0	0	0	0	—
Aiden Long	1	0	1	1	1	.000	+1	0	0	0	0	1	0	1	.000
Xavier Veilleux	1	0	1	1	1	.000	E	0	0	0	0	0	0	0	—
Remington Keopple	1	0	1	1	0	.000	E	0	0	0	0	0	0	0	—
Jack O'Brien	5	0	0	0	0	.000	+4	0	0	0	0	0	0	0	—
Michael Fisher	3	0	0	0	1	.000	-3	4	0	0	0	3	0	0	—
Winter Wallace	3	0	0	0	6	.000	+2	0	0	0	0	0	0	0	—
Gio DiGiulian	1	0	0	0	1	.000	E	2	0	0	0	0	7	9	.438
Hudson Gorski	1	0	0	0	0	.000	+2	0	0	0	0	0	0	0	—
Reegan Hiscock	1	0	0	0	1	.000	-1	0	0	0	0	0	0	0	—
Marian Mosko	1	0	0	0	1	.000	E	0	0	0	0	0	0	0	—
Caton Ryan	1	0	0	0	0	.000	E	0	0	0	0	0	0	0	—
Nicholas Wolfenberg	1	0	0	0	0	.000	E	0	0	0	0	0	0	0	—
<b>TOTALS</b>	<b>61</b>	<b>13</b>	<b>30</b>	<b>43</b>	<b>89</b>	<b>.146</b>	<b>+53</b>	<b>21</b>	<b>2</b>	<b>1</b>	<b>3</b>	<b>25</b>	<b>109</b>	<b>101</b>	<b>.519</b>
GOALTENDER	GP	GS	W	L	T	W%	MIN	GA	GAA	SV	SV%	PPG	SHG	SHO	
Remington Keopple	1	1	1	0	0	1.000	59:59	0	0.00	21	1.000	0	0	1	
Alexis Cournoyer	1	1	1	0	0	1.000	60:00	1	1.00	23	.958	0	0	0	
<b>TOTALS</b>	<b>2</b>	<b>2</b>	<b>2</b>	<b>0</b>	<b>0</b>	<b>1.000</b>	<b>119:59</b>	<b>1</b>	<b>0.50</b>	<b>44</b>	<b>.978</b>	<b>0</b>	<b>0</b>	<b>1</b>	

SERIES HISTORY



SERIES HISTORY

CORNELL LEADS, 50-25-10

Ithaca, N.Y. (Lynah Rink):	28-13-4 (24-13-3)
Schenectady, N.Y. (M&T Bank Center):	19-11-6 (0-0-0)
Neutral Sites:	3-1-0
Casey Jones vs. Union (at Cornell):	14-13-0 (1-0-0)

SCORING RECORDS

CORNELL		UNION	
Ithaca:	10, (2x)	Ithaca:	7
Last: COR, 10-1 (2/4/2023)		UNI, 7-0 (3/7/2015)	
Schenectady:	8	Schenectady:	7
COR, 8-1 (1/3/1992)		UNI, 7-1 (2/21/1997)	
Neutral Site:	4, (2x)	Neutral Site:	5
Last: COR, 4-1 (3/17/2017)		UNI, 5-2 (3/21/2014)	

GAME-BY-GAME (SINCE 2005-06)

DATE	COR RK	UNI RK	SITE	SCORE
1/14/2005	#11		Schenectady, N.Y.	W, 2-1 (OT)
2/19/2005	#4		Ithaca, N.Y.	W, 4-1
11/18/2005	#5		Ithaca, N.Y.	L, 1-2
2/25/2006	#7		Schenectady, N.Y.	W, 2-1
12/2/2006	#13		Ithaca, N.Y.	W, 6-0
2/9/2007	#20		Schenectady, N.Y.	T, 3-3 (OT)
1/12/2008			Schenectady, N.Y.	L, 1-2
2/15/2008			Ithaca, N.Y.	L, 2-3
3/14/2008			Schenectady, N.Y.	W, 3-2
3/15/2008			Schenectady, N.Y.	W, 3-2
1/16/2009	#5		Schenectady, N.Y.	W, 4-1
2/21/2009	#11		Ithaca, N.Y.	W, 5-2
12/5/2009	#7		Schenectady, N.Y.	T, 2-2 (OT)
2/26/2010	#9	#15	Ithaca, N.Y.	W, 4-1
3/20/2010	#7	#15	Albany, N.Y.	W, 3-0
1/15/2011		#14	Ithaca, N.Y.	L, 1-5
2/11/2011		#9	Schenectady, N.Y.	L, 0-4
2/4/2012	#14	#11	Schenectady, N.Y.	T, 4-4 (OT)
2/24/2012	#11	#8	Ithaca, N.Y.	W, 3-2
1/18/2013	#16	#17	Schenectady, N.Y.	W, 3-2
2/23/2013		#20	Ithaca, N.Y.	W, 4-2
11/9/2013	#15		Schenectady, N.Y.	L, 0-3
2/14/2014	#11	#3	Ithaca, N.Y.	L, 1-4
3/21/2014	#13	#2	Lake Placid, N.Y.	L, 2-5
1/16/2015			Schenectady, N.Y.	W, 5-1
2/21/2015			Ithaca, N.Y.	W, 2-1
3/6/2015			Ithaca, N.Y.	L, 2-4
3/7/2015			Ithaca, N.Y.	L, 0-7
1/16/2016	#8		Schenectady, N.Y.	T, 3-3 (OT)
2/26/2016	#16		Ithaca, N.Y.	L, 1-5
3/4/2016	#18		Ithaca, N.Y.	W, 1-0
3/5/2016	#18		Ithaca, N.Y.	W, 2-1 (OT)
2/3/2017	#16	#4	Schenectady, N.Y.	W, 5-3
2/25/2017	#9	#7	Ithaca, N.Y.	T, 3-3 (OT)
3/17/2017	#9	#6	Lake Placid, N.Y.	W, 4-1
2/2/2018	#1		Ithaca, N.Y.	W, 4-3
2/24/2018	#2	#19	Schenectady, N.Y.	L, 3-4
2/1/2019	#14	#18	Schenectady, N.Y.	W, 4-0
2/23/2019	#9	#20	Ithaca, N.Y.	W, 3-1
3/15/2019	#10		Ithaca, N.Y.	L, 2-3
3/16/2019	#10		Ithaca, N.Y.	W, 4-0
3/17/2019	#10		Ithaca, N.Y.	W, 4-2
1/11/2020	#2		Schenectady, N.Y.	T, 3-3 (OT)
2/14/2020	#2		Ithaca, N.Y.	W, 5-2
11/12/2021	#13		Ithaca, N.Y.	W, 4-1
2/12/2022	#15		Schenectady, N.Y.	W, 5-2
1/6/2023	#18		Schenectady, N.Y.	W, 6-1
2/4/2023	#11		Ithaca, N.Y.	W, 10-1
2/10/2024	#13		Schenectady, N.Y.	W, 6-1
3/1/2024	#13		Ithaca, N.Y.	L, 2-3
2/8/2025			Ithaca, N.Y.	L, 1-4
2/28/2025			Schenectady, N.Y.	L, 1-4
11/21/2025	#19	#20	Ithaca, N.Y.	W, 2-1

SCOUTING UNION

- Union is also coming off a weekend split in its trip to the North Country, which included losing to Clarkson, 8-7, in overtime last Saturday. The Garnet Chargers have split all four of their ECAC Hockey series in the 2026 portion of the schedule.
- Entering this weekend, Union owns the ninth-best scoring offense (3.61) in addition to the nation's top penalty kill, allowing just nine power-play goals in 91 opportunities (90.1 percent).
- Forward Brandon Buhr (17-10—27) leads the team in goal scoring and is tied with defenseman Tyler Dunbar (11-16—27) for the lead in points. Parker Lindauer (6-19—25) has posted the most assists.
- Dunbar's 27 points this season are the third-most by a Division I defenseman, only one point behind Denver's Eric Pohlkamp (16-12—28) and Minnesota Duluth's Ty Hanson (8-20—28).
- Cameron Korpi (9-6-2, 2.37, .898) has started all 17 of his appearances. Freshman Brayden Gillespie (7-3-0, 2.25, .914) has made 12 of his 13 appearances on the year since early December and 11 of his 13 appearances have come in conference contests (5-3-0, 2.40, .914).

97 YEARS, 152 MILES, 85 MEETINGS

- Cornell is vying to win consecutive games against Union since winning six straight to punctuate a nine-game unbeaten streak (8-0-1) between March 16, 2019, and Feb. 10, 2024.
- With a win Saturday, Union will have posted consecutive home victories over Cornell for the first time since posting wins of 7-1 (Feb. 21, 1997) and 4-2 (Dec. 5, 1997).
- The Big Red are unbeaten in 10 of its last 13 (9-3-1) and 18 of its last 23 (16-5-2) against Union, outscoring the Garnet Chargers by a 84-44 clip over the last 23 games.

CORNELL - UNION CONNECTIONS

► Cornell head coach **CASEY JONES** coached Union's Brandon Buhr (2022-23) and Carter Rose (2023-24) at Clarkson, where Union head coach Josh Hauge served as an assistant (2015-19) and associate head coach (2019-22) under Jones ... **NICK DeSANTIS** and D.J. Hart were teammates with the Sioux Falls Stampede in 2018-19 and the Madison Capitols in 2021-22 ... **AIDEN LONG** and Will Felicio played together with the Madison Capitols in 2023-24 ... **MARIAN MOSKO**, Hart and Tyler Dunbar were teammates on the Lincoln Stars in 2022-23 ... **GIO DIGIULIAN** and Étienne Lessard played together on last year's Lincoln Stars ... **TYLER CATALANO** and **WINTER WALLACE** played with Carter Rose and Nate Hanley on the Youngstown Phantoms in 2020-21, while Catalano, Wallace and **CHASE PIRTLE** played with Rose in 2021-22 ... **JAKE KRAFT** and **RYAN WALSH** played with Connor Smith on the Cedar Rapids RoughRiders in 2022-23, while **DONOVAN HAMILTON** played with Smith and Ben Muthersbaugh in 2023-24 ... **LUKE DEVLIN** played with Dunbar on the Muskegon Lumberjacks in 2020-21, as did **GEORGE FEGARAS** and Xavier Veilleux in 2022-23 ... **JONATHAN CASTAGNA** and Alex Laurenza were teammates with the Newmarket Hurricanes in 2022-23 ... **LUKE ASHTON** and Luke Buss played together with the Vernon Vipers in 2021-22 after Wallace and Buss were teammates on Shattuck St. Mary's 18U Prep team in 2019-20.

CORNELL PLAYERS VS. UNION

PLAYER	GP	G	A	PTS	SH	SH%	+/-	PIM	PPG	SHG	GWG	BLK	FOW	FOL	FO%
Jonathan Castagna	4	3	3	6	8	.375	+2	0	0	0	1	4	25	20	.556
Nick DeSantis	6	2	1	3	6	.333	+1	2	1	0	0	4	0	0	—
Winter Wallace	5	1	1	2	3	.333	+2	2	0	0	0	1	0	0	—
Ryan Walsh	4	0	2	2	8	.000	+2	2	0	0	0	1	36	42	.462
Charlie Major	2	1	0	1	4	.250	E	0	0	0	1	1	1	3	.250
Xavier Veilleux	1	1	0	1	5	.200	E	2	1	0	0	0	0	0	—
Hoyt Stanley	4	0	1	1	2	.000	+1	0	0	0	0	5	0	0	—
Luke Devlin	2	0	1	1	2	.000	+1	2	0	0	0	0	0	0	—
Tyler Catalano	4	0	0	0	4	.000	E	2	0	0	0	1	7	9	.438
Jake Kraft	4	0	0	0	3	.000	E	0	0	0	0	3	2	0	1.000
Jack O'Brien	4	0	0	0	0	.000	+2	0	0	0	0	0	0	0	—
George Fegaras	3	0	0	0	6	.000	-3	0	0	0	0	4	0	0	—
Sean Donaldson	2	0	0	0	3	.000	E	0	0	0	0	0	0	0	—
Connor Arseneault	1	0	0	0	0	.000	E	0	0	0	0	0	0	0	—
Luke Ashton	1	0	0	0	0	.000	E	0	0	0	0	1	0	0	—
Gio DiGiulian	1	0	0	0	0	.000	E	0	0	0	0	1	3	5	.375
Michael Fisher	1	0	0	0	3	.000	+1	0	0	0	0	0	0	0	—
Reegan Hiscock	1	0	0	0	0	.000	E	0	0	0	0	0	0	0	—
Aiden Long	1	0	0	0	1	.000	E	2	0	0	0	0	0	0	—
Caton Ryan	1	0	0	0	0	.000	E	0	0	0	0	1	0	1	.000
TOTALS	52	8	9	17	58	.138	+9	14	2	0	2	27	74	80	.481
GOALTENDER	GP	GS	W	L	T	W%	MIN	GA	GAA	SV	SV%	PPG	SHG	SHO	
Alexis Cournoyer	1	1	1	0	0	1.000	60:00	1	1.00	18	.947	1	0	0	
Remington Keopple	1	0	0	0	0	.000	42:55	1	1.40	11	.917	0	0	0	
TOTALS	2	1	1	0	0	1.000	102:55	2	1.17	44	.935	1	0	0	



YEAR-BY-YEAR RESULTS

SEASON	RECORD	W%	GF	GA	+/-
1957-58	2-4-1	.357	37	48	-11
1958-59	3-10-0	.231	26	105	-79
1959-60	1-7-0	.125	17	66	-49
1960-61	3-8-0	.273	40	36	+4
1961-62	8-2-0	.800	50	20	+30
1962-63	5-4-1	.550	44	31	+13
1963-64	5-5-1	.500	35	37	-2
1964-65	11-2-0	.846	91	37	+54
1965-66	13-1-0	.929	95	22	+73
1966-67	10-1-0	.909	76	18	+58
1967-68	12-0-0	1.000	77	15	+62
1968-69	12-0-0	1.000	94	15	+79
1969-70	12-0-0	1.000	86	20	+66
1970-71	13-0-0	1.000	88	23	+65
1971-72	12-1-0	.923	95	30	+65
1972-73	14-0-1	.967	99	42	+57
1973-74	11-1-0	.917	74	40	+34
1974-75	9-3-1	.731	74	43	+31
1975-76	10-3-0	.769	82	42	+40
1976-77	14-2-0	.875	124	63	+61
1977-78	13-1-1	.900	126	51	+75
1978-79	13-3-0	.813	93	52	+41
1979-80	8-5-0	.615	67	50	+17
1980-81	12-1-0	.923	70	27	+43
1981-82	6-8-0	.429	59	47	+12
1982-83	9-1-2	.833	54	33	+21
1983-84	7-5-0	.583	49	51	-2
1984-85	11-1-1	.885	72	43	+29
1985-86	6-4-4	.571	62	54	+8
1986-87	6-6-0	.500	59	55	+4
1987-88	10-5-0	.667	69	40	+29
1988-89	9-3-0	.750	52	31	+21
1989-90	10-2-2	.786	60	37	+23
1990-91	10-3-2	.733	73	39	+34
1991-92	6-3-2	.636	35	27	+8
1992-93	4-9-0	.308	39	53	-14
1993-94	5-7-2	.429	57	59	-2
1994-95	4-4-4	.500	48	39	+9
1995-96	11-1-2	.857	75	32	+43
1996-97	10-4-2	.688	62	42	+20
1997-98	6-6-0	.500	31	29	+2
1998-99	6-7-1	.464	43	44	-1
1999-00	11-3-0	.786	57	33	+24
2000-01	7-2-4	.692	33	26	+7
2001-02	14-1-1	.906	65	27	+38
2002-03	15-0-0	1.000	68	14	+54
2003-04	7-7-5	.500	46	41	+5
2004-05	15-0-1	.969	64	18	+46
2005-06	12-3-2	.765	55	36	+19
2006-07	9-7-2	.556	54	38	+16
2007-08	10-5-2	.647	58	32	+26
2008-09	12-3-1	.781	45	21	+24
2009-10	12-3-1	.781	53	28	+25
2010-11	9-8-1	.528	52	48	+4
2011-12	10-3-2	.733	41	24	+17
2012-13	6-5-2	.538	26	25	+1
2013-14	8-5-2	.600	33	32	+1
2014-15	7-7-3	.500	35	40	-5
2015-16	9-5-2	.625	46	39	+7
2016-17	9-4-3	.656	42	38	+4
2017-18	15-2-0	.882	62	24	+38
2018-19	12-6-0	.667	60	35	+25
2019-20	11-0-2	.923	50	19	+31
2020-21	— NO SEASON (COVID-19 PANDEMIC) —				
2021-22	9-4-3	.656	50	31	+19
2022-23	12-3-1	.781	56	26	+30
2023-24	10-3-2	.733	51	26	+25
2024-25	9-4-1	.679	45	29	+16
2025-26	11-2-0	.846	49	24	+25
TOTALS	633-238-73	.709	4055	2462	+1593



If you've never been to a Big Red hockey game at Cornell's Lynah Rink, there are quite a few things you've never experienced. You've never camped in line to get season tickets and ensure your spot as one of the raucous and devoted "Lynah Faithful." But most importantly, if you've never been to Lynah, you've never experienced all the best that college hockey offers.

Lynah Rink, which enters its 68th year serving as the home of Big Red hockey this season, was formally dedicated on April 6, 1957, a month after its opening to the public on March 4, 1957. The facility, which was built following a \$500,000 anonymous donation (approximately \$5.59 million in 2024), honors the late **JAMES LYNAB '05**, who served as the director of athletics at Cornell from 1935-43.

The donation to build Lynah Rink resurrected the Cornell hockey program following a 10-year hiatus, ensuring hockey returned as a varsity sport for the 1957-58 season.

Cornell began sponsoring hockey as a varsity sport with the 1900-01 season, which featured all Big Red home games played on the university's outdoor rink on Beebe Lake. Due to a series of abnormally mild winters, the program was left — literally — on thin ice, causing Cornell to drop the program entirely after the 1947-48 campaign.

Since its opening in March of 1957, Lynah Rink has received numerous face-lifts since hosting its inaugural event on March 21, 1957, a 7-3 victory for the NHL's New York Rangers in an exhibiton against the Rochester Americans of the American Hockey League (AHL). Hockey Hall of Fame goaltender Gump Worsley stopped 44 shots in the victory for the Rangers.

Among the renovations, Cornell spent nearly \$1 million in the summer of 2000, to replace the rink floor, drainage system, frost protection and refrigeration piping, and adding new boards and seamless glass.

During the summer of 2006, a 16,700-square-foot expansion added new locker rooms, coaches offices, study lounges, new athletic training space, and approximately 450 new seats in the seating bowl.

Over last season's winter break, updated Cornell branding on the façade and south concourse brought a more modern look to the facility.

Though many physical aspects of Lynah Rink have changed over time, the crowd remains constant. Lynah Rink can hold 4,267 boisterous Cornell hockey fans, who provide unwavering support for the Big Red while creating an unparalleled atmosphere in college hockey.

Although many rinks in the nation are bigger in capacity, few are known to be louder. The Cornell fans, aptly named the "Lynah Faithful," stream into every home contest, making themselves as much a part of the game as the players do. Whether they're cheering for the Big Red or joining the pep band in their rendition of "Give My Regards to Davy," the Lynah Faithful reaffirms the old saying, "There's no place like home."

Since the doors opened on Lynah Rink, the Cornell men's hockey program has won a pair of NCAA Division I men's hockey championships in 1967 and 1970, garnering an ECAC Hockey-record 13 tournament championships (1967-70, 1973, 1980, 1986, 1996-97, 2003, 2005, 2010, 2024) and 26 Ivy League titles, 22 of which have been won outright.

NCAA HISTORY

TOP DIVISION I HOME WIN PERCENTAGES  
Since 1995-96 Season (as of 2/11/26)

TEAM	RECORD	W%
Michigan	412-127-38	.7470
Quinnipiac	344-109-42	.7374
North Dakota	421-143-58	.7235
Boston College	339-124-41	.7133
Denver	418-158-50	.7077
► Cornell	303-113-48	.7047
Minnesota	411-176-53	.6836
Maine	334-150-56	.6704
Boston University	326-151-55	.6645
Minnesota State	341-160-55	.6628



## CASEY JONES '90

1ST SEASON AS CORNELL HEAD COACH

**Years at Cornell:** 7th Season; 2nd Season of Third Stint  
**College:** Cornell '90

**C**ASEY JONES '90 is entering his first season as the Jay R. Bloom '77 Head Coach of Cornell Men's Ice Hockey, taking over for Cornell Athletics Hall of Fame head coach **MIKE SCHAFFER** '86, who retired after spending a program-record 30 seasons as the Big Red's head coach (1995-25).

Officially the 13th head coach in Cornell program history, Jones is entering the second season of his third stint on the Big Red coaching staff, having served as an assistant coach (1991-93) and associate head coach between 2008-11 in addition to last season.

Returning to East Hill following a 13-year tenure at fellow ECAC Hockey rival Clarkson (2012-24), Jones amassed a record of 234-185-56 (.552) with the Golden Knights, which included him winning the Tim Taylor Award, ECAC Hockey's Coach of the Year, in 2019.

While at Clarkson, the Golden Knights registered six 20-win seasons, four of which came during a five-year stretch between 2015 and 2020. Clarkson, who finished within the top 16 in pairwise ranking for five consecutive seasons (2017-22), made a pair of NCAA Tournaments in 2018 and 2019, and was poised for a third consecutive trip in 2020 before the COVID-19 pandemic halted those aspirations. The Golden Knights made the ECAC Hockey semifinals on three occasions (2018, 2019, 2022) under Jones, which included claiming the 2019 ECAC Hockey Tournament title.

Prior to his first head coaching appointment, Jones returned to Cornell for a three-year stint, serving as an associate head coach from 2008-11. The Big Red appeared in two NCAA Tournaments and won the 2010 ECAC Hockey Championship title while Jones was on staff, where the Big Red posted a 59-34-11 (.620) record and 38-20-8 (.636) mark in ECAC Hockey contests.

Jones returned to East Hill after coaching at Ohio State for 13 seasons (1995-2008) on John Markell's staff, serving as an assistant coach for nine years (1995-2004) before being elevated to associate head coach for his remaining four years with the Buckeyes. While at Ohio State, Jones served as the program's recruiting coordinator, aiding in the recruitment of 20 NHL draft picks — including a trio of first-round picks in R.J. Umberger (16th overall in 2001), Dave Steckel (30th overall in 2001), and Ryan Kesler (23rd overall in 2003).

Known for being a staunch recruiter, the Buckeyes earned five NCAA Tournament appearances, highlighted by a trip to the 1998 Frozen Four, where Ohio State fell to Boston College in the national semifinal. Ohio State won one Central Collegiate Hockey Association (CCHA) Super Six title in 2004, defeating Michigan for the program's first CCHA championship in 32 years.

One year following his graduation from Cornell in 1990 with a degree in business management, Jones found his spot on Cornell's bench, serving as an assistant coach under **BRIAN McCUTCHEON**, the head coach whom he played for. Jones spent two seasons on McCutcheon's staff from 1991-93 before making the move north to Clarkson for a two-year stint as an assistant on Mark Morris' staff from 1993-95. While with the Golden Knights, Clarkson generated a 43-19-9 (.669) record, winning the 1995 ECAC Hockey Championship title to clinch the league's automatic berth into the NCAA Tournament.

A standout centerman for the Big Red between 1986 and 1990, Jones accrued 112 points (30 goals, 82 assists) in 110 career games for Cornell, highlighted by registering 30-point seasons as a sophomore in 1987-88 (10-22—32) and a junior in 1988-89 (8-27—35). Jones also served as a captain during his senior season.

Following his freshman season at Cornell, Jones was drafted by the Boston Bruins in the 10th round (203rd overall) of the 1987 NHL Entry Draft.

Originally from Témiscaming, Québec, Jones is married to his wife, Kimberlee, a Cornell alumna, and has two children, Gabi and Bryan.

## THE JONES FILE

### COACHING EXPERIENCE

1991-93	Cornell (Assistant Coach)
1994-95	Clarkson (Assistant Coach)
1995-04	Ohio State (Assistant Coach)
2004-08	Ohio State (Associate Head Coach)
2008-11	Cornell (Associate Head Coach)
2011-23	Clarkson (Head Coach)
2024-25	Cornell (Associate Head Coach)
2025-Pres.	Cornell (Head Coach)

### PLAYING EXPERIENCE

1986-90	Cornell
---------	---------

### EDUCATION

<b>Cornell University</b>
B.A., Business Management & Marketing, 1990

### COACHING CAREER

SEASON	RECORD	W%	CONF.	W%
<b>CLARKSON (2011 - 2023)</b>				
2011-12	16-17-6	.487	9-9-4	.500
2012-13	9-20-7	.347	8-11-3	.432
2013-14	21-17-4	.548	11-9-2	.545
2014-15	12-20-5	.392	8-11-3	.432
2015-16	20-15-3	.566	10-9-3	.523
2016-17	18-16-5	.526	10-9-3	.523
2017-18	23-11-6	.650	12-5-5	.659
2018-19	26-11-2	.692	13-7-2	.636
2019-20	23-8-3	.721	16-5-1	.750
2020-21	11-7-4	.591	6-4-4	.571
2021-22	21-10-6	.649	14-4-4	.727
2022-23	16-17-4	.486	9-10-3	.477
2023-24	18-16-1	.529	12-9-1	.568
<b>TOTALS</b>	<b>234-185-56</b>	<b>.552</b>	<b>138-102-38</b>	<b>.565</b>
<b>CORNELL (2025 - PRESENT)</b>				
2025-26	17-6-0	.739	12-4-0	.750
<b>TOTALS</b>	<b>17-6-0</b>	<b>.739</b>	<b>12-4-0</b>	<b>.750</b>
<b>OVERALL</b>	<b>251-191-56</b>	<b>.560</b>	<b>150-106-38</b>	<b>.575</b>

## CORNELL'S RECORD UNDER JONES

CATEGORY	2025-26	UNDER JONES	STREAK	CATEGORY	2025-26	UNDER JONES	STREAK	CATEGORY	2025-26	UNDER JONES	STREAK
Overall	17-6-0	17-6-0	Lost 1	Cornell Scores First	11-1-0	11-1-0	Lost 1	Leads after 1st period	8-1-0	8-1-0	Lost 1
ECAC Hockey Game	12-4-0	12-4-0	Lost 1	Opponent Scores First	6-5-0	6-5-0	Won 3	Trails after 1st period	3-3-0	3-3-0	Won 1
Ivy League Game	8-1-0	8-1-0	Won 7	When Shutout	0-0-0	0-0-0	—	Tied after 1st period	6-2-0	6-2-0	Won 3
Non-Conference Game	5-2-0	5-2-0	Won 4	Scores One Goal	0-5-0	0-5-0	Lost 5	Leads after 2nd period	12-0-0	12-0-0	Won 12
Home	11-2-0	11-2-0	Lost 1	Scores Two Goals	3-1-0	3-1-0	Lost 1	Trails after 2nd period	1-3-0	1-3-0	Lost 2
Away	6-3-0	6-3-0	Won 4	Scores Three Goals	3-0-0	3-0-0	Won 3	Tied after 2nd period	4-3-0	4-3-0	Won 3
Neutral Site	0-1-0	0-1-0	Lost 1	Scores Four Goals	3-0-0	3-0-0	Won 3	Outshoots Opponent	12-4-0	12-4-0	Lost 1
October	0-1-0	0-1-0	Lost 1	Scores 5+ Goals	8-0-0	8-0-0	Won 8	Outshot by Opponent	5-2-0	5-2-0	Won 1
November	6-2-0	6-2-0	Lost 1	Shutout Opponent	0-0-0	0-0-0	—	Tied in Shots	0-0-0	0-0-0	—
December	1-1-0	1-1-0	Won 1	Allows One Goal	9-0-0	9-0-0	Won 9	In Overtime	1-1-0	1-1-0	Lost 1
January	9-1-0	9-1-0	Won 4	Allows Two Goals	7-3-0	7-3-0	Won 6	In Shootouts	0-0-0	0-0-0	—
February	1-1-0	1-1-0	Lost 1	Allows Three Goals	0-1-0	0-1-0	Lost 1	vs. Ranked Opponents	4-3-0	4-3-0	Won 1
March	0-0-0	0-0-0	—	Allows Four Goals	1-2-0	1-2-0	Lost 1				
April	0-0-0	0-0-0	—	Allows 5+ Goals	0-0-0	0-0-0	—				



1947-2025

**"KEN DRYDEN** was not only one of the greatest goaltenders in the history of hockey, but also a symbol of excellence, intellect, and leadership who represented Cornell with unmatched distinction," said Dr. **NICKI MOORE**, Cornell's Meakem & Smith Director of Athletics & Physical Education. "His impact on the game, on our university, and in communities throughout his homeland in Canada will endure far beyond the ice. Cornell Athletics & Physical Education mourns his passing, and we extend our deepest condolences to his family, friends, and all who were inspired by his extraordinary life."

"Intelligent, classy, articulate, kind, athletic, and thoughtful are just a few characteristics that come to mind," stated former Cornell men's hockey head coach **MIKE SCHAFFER '86**. **"KEN DRYDEN** was a legend and a trailblazer in the sport of hockey. Cornell University, Cornell Hockey, the Montréal Canadiens, and the hockey community have lost one of the greatest ambassadors for our sport. Our thoughts go out to his family, and especially his wife, Lynda."

After graduating from Cornell in 1969 with a degree in history, Dryden launched an extraordinary eight-year NHL career with the Montréal Canadiens. He won six Stanley Cups, five Vezina Trophies, the Conn Smythe Trophy in 1971 as the Stanley Cup Playoffs' MVP, and the Calder Trophy in 1972 as the league's Rookie of the Year.

In 1973, Dryden earned the first of his five Vezina Trophies after leading the league in wins (33), goals-against average (2.26), and save percentage (.926). He remains one of four goaltenders in NHL history to win the award at least five times, alongside Jacques Plante (seven), Bill Durnan (six), and Dominik Hasek (six).

Dryden stepped away from hockey for the 1973-74 season, briefly retiring while earning a law degree from McGill University and working at a Toronto law firm, before returning to the Canadiens in 1974. Over the next five seasons, he anchored one of the NHL's most dominant dynasties, guiding the Canadiens to four straight Stanley Cups (1976-79) and capturing the Vezina Trophy each year. During that stretch, he posted a 150-33-30 record with a 2.13 goals-against average, .920 save percentage, and 28 shutouts.

"From the moment **KEN DRYDEN** joined Montréal as a 23-year-old rookie in 1971, he made an immediate and lasting impact on the NHL, the Canadiens franchise, and the goaltending position," said NHL Commissioner and fellow Cornell alumnus **GARY BETTMAN** '74 in a statement." After playing six regular-season games during that first year, Ken proceeded to lead his team to a Stanley Cup while winning the Conn Smythe Trophy as the playoffs' most valuable player. It is almost incomprehensible to believe that he accomplished all of that the year prior to winning the Calder Memorial Trophy as the League's best rookie in 1971-72.

"Ken's early success was only a harbinger of what was to come. In eight years with the Canadiens, Ken would lead a team filled with future Hall of Famers to six Stanley Cup championships, quickly becoming a beloved figure in his adopted hometown of Montréal. He won five Vezina Trophies as the League's top goaltender, including four consecutive awards from 1975-76 to 1978-79. Named as a member of the League's Greatest 100, he was the NHL's dominant goaltender during the 1970s.

"On a personal note, Ken was a fellow Cornellian whose career ranks among the greatest runs in collegiate hockey and famously led the Big Red to the 1967 NCAA Championship. On behalf of the National Hockey League, we mourn the passing of a legendary Canadian and extend our sincere condolences to his wife Lynda, family, and many friends and fans all over the hockey world."

Dryden was inducted into the Cornell Athletics Hall of Fame in 1978 and the Hockey Hall of Fame in 1983, both in his first year of eligibility. His No. 29 sweater was retired by the Canadiens in 2007, and his No. 1 sweater was retired by Cornell in 2010, alongside **JOE NIEUWENDYK's** No. 25.



## DRYDEN AT A GLANCE

[illegible]



## CORNELL ALUMNI IN THE NHL (AS OF FEB. 11)



### MORGAN BARRON

F | Winnipeg | CU from 2017-20

#### 2025-26 STATS

GP	G	A	PTS
46	7	10	17

#### CAREER NHL STATS

GP	G	A	PTS
302	37	40	77



### SAM MALINSKI

D | Colorado | CU from 2019-23

#### 2025-26 STATS

GP	G	A	PTS
54	3	22	25

#### CAREER NHL STATS

GP	G	A	PTS
153	11	39	50



### JEFF MALOTT

F | Los Angeles | CU from 2016-20

#### 2025-26 STATS

GP	G	A	PTS
38	3	5	8

#### CAREER NHL STATS

GP	G	A	PTS
51	3	6	9

## BIG RED NHLers UPCOMING SCHEDULE

FRIDAY, FEB. 6 - TUESDAY, FEB. 24

No NHL games due to Olympics in Milan, Italy

## #PRORED TRACKER

LAST UPDATED: FEB. 11, 2026

### NORTH AMERICA

#### NHL (3)

- Morgan Barron — Winnipeg Jets
- Sam Malinski — Colorado Avalanche
- Jeff Malott — Los Angeles Kings

#### AHL (9)

- Dalton Bancroft — Providence Bruins
- Ben Berard — Abbotsford Canucks
- Hank Kempf — Colorado Eagles
- Jacob MacDonald — Colorado Eagles
- Jack Malone — Utica Comets
- Travis Mitchell — Bridgeport Islanders
- Tim Rego — Ontario Reign
- Gabriel Seger — Grand Rapids Griffins
- Matt Stienburg — Colorado Eagles

#### ECHL (7)

- Max Andreev — Maine Mariners
- Kyle Betts — Florida Everblades
- Sullivan Mack — Bloomington Bison
- Jack O'Leary — Norfolk Admirals
- Kyle Penney — Florida Everblades
- Ian Shane — Reading Royals
- Michael Suda — Worcester Railers

#### SPHL (1)

- Hayden Stewart — Birmingham Bulls

### INTERNATIONAL

#### GERMANY - DEL (3)

- Alex Green — Straubing Tigers
- Cody Haiskanen — Nürnberg Ice Tigers
- Alec McCrea — Dresdner EisLöwen

#### GERMANY - DEL2 (1)

- Jake Weidner — EC Kassel Huskies

#### ITALY - EIHL (2)

- Cole Bardreau — HC Pustertal
- Matt Cairns — HC Bolzano

#### JAPAN - ASIA LEAGUE (1)

- Alex Rauter — Yokohama Grits

#### NORWAY (1)

- Mitch Gillam — Frisk Asker

#### RUSSIA - KHL (2)

- Kirill Gotovets — Dynamo Moskva
- Yanni Kaldis — Severstal Cherepovets

#### AUSTRIA - ICEHL (1)

- Sean Collins — Black Wings Linz

#### CZECHIA - EXTRALIGA (2)

- Joe Leahy — HC Vítkovice
- Ondrej Psenicka — HC Plzeň

#### FRANCE - LIGUE MANUS (1)

- Michael Regush — Rouen

## CORNEILLIANS IN THE NHL



### CORNEILLIANS TO PLAY IN THE NHL (41)

PLAYER	AT CORNELL CAREER	NHL TEAM(S)
Ken Dryden	1966-69	MTL
Brian McCutcheon	1968-71	DET
Larry Fullan	1969-72	WSH
Lance Nethery	1975-79	NYR, EDM
Brock Tredway*	1977-81	LAK
Brian Hayward	1978-82	WPG, MTL, MNS, SJ
Darren Eliot	1979-83	LA, DET, BUF
Doug Dadswell	1984-86	CGY
Joe Nieuwendyk	1984-87	CGY, DAL, NJ, TOR, FLA
Kent Manderville	1989-91	TOR, EDM, HFD, CAR, PHI, PIT
Corrie D'Alessio	1987-91	HFD
Dan Ratushny	1988-91	VAN
Ryan Hughes	1989-93	BOS
Parris Duffus	1990-92	PHX
Brad Chartrand	1995-96	LAK
P.C. Drouin	1992-96	BOS
Jean-Marc Pelletier	1995-97	PHI, PHX
Matt Underhill	1998-02	CHI
Douglas Murray	1999-03	SJ, PIT, MTL
Ryan Vesce	2000-04	SJ
Mike Iggy	2001-05	SJ, NYI
David LeNeveu	2001-03	PHX, CBJ
Matt Moulson	2002-06	LA, NYI, BUF, MIN
Ryan O'Byrne	2003-06	MTL, COL, TOR
Byron Bitz	2003-07	BOS, FLA, VAN
Raymond Sawada	2004-08	DAL
Colin Greening	2006-10	OTT, TOR
Brendon Nash	2006-10	MTL
Ben Scrivens	2006-10	TOR, LA, EDM, MTL
Riley Nash	2007-10	2011-24 CAR, BOS, CBJ, WPG, TB, ARI, NYR
Sean Collins	2008-12	2012-16 CBJ, WSH
Brian Ferlin	2011-14	2014-15 BOS
Joachim Ryan	2011-15	2017-21 SJ, LA, CAR
Jacob MacDonald	2011-15	2018-24 FLA, COL, SJ
Cole Bardreau	2011-15	2019-23 NYI
Anthony Angello	2015-18	2019-22 PIT
Morgan Barron	2015-20	2020-26 NYR, WPG
Jeff Malott	2016-20	2021-26 WPG, LAK
Sam Malinski	2019-23	2023-26 COL
Matt Stienburg	2019-23	2024-25 COL
Travis Mitchell	2019-23	2025-26 NYI

NOTE: \* - denotes only played in playoff game

## CORNEILLIANS IN THE HOCKEY HALL OF FAME



### KEN DRYDEN

G | Montréal | CU from 1966-69

#### CAREER NHL STATS

GP	SV	GAA	SV%
397	10,213	2.24	.922



5-time Vezina Trophy winner; 6-time All-Star

percentage and 46 shutouts. He claimed the Vezina Trophy as the NHL's top goaltender five times, including in each of his final four seasons — a feat matched only by fellow Canadiens netminders Bill Durnan (1943-47) and Jacques Plante (1955-60).

In 1971, Dryden became the first rookie in league history to capture the Conn Smythe Trophy as the most valuable player of the Stanley Cup playoffs, cementing his place as one of the game's greats. He was named one of the NHL's top 100 players of all time in 2017.

A 1983 inductee into the Hockey Hall of Fame, **KEN DRYDEN** parlayed his dominant Cornell career — where he went 78-4-1 — into one of the most remarkable eight-year runs in NHL history with the Montréal Canadiens.

Dryden backstopped the Canadiens to six Stanley Cups, compiling a career regular-season record of 258-57-74 with a 2.24 goals-against average, a .922 save



### JOE NIEUWENDYK

F | Calgary, Dallas, New Jersey, Toronto, Florida | CU from 1984-87

#### CAREER NHL STATS

GP	G	A	PTS
1,257	564	562	1,126



1988 Calder; 1995 Clancy; 1999 Conn Smythe

Alex Ovechkin, 2005-06).

A three-time Stanley Cup champion (Calgary in 1989, Dallas in 1999 and New Jersey in 2003), Nieuwendyk also captured the 1999 Conn Smythe Trophy as the most valuable player of the Stanley Cup playoffs, presented by fellow Cornell alumnus and NHL Commissioner **GARY BETTMAN** '74. He also won the 1995 King Clancy Memorial Award for leadership and humanitarian contributions and was recognized in 2017 as among the NHL's 100 greatest players.

Inducted into the Hockey Hall of Fame in 2011, **JOE NIEUWENDYK** wasted no time making his mark in the NHL after a three-year career at Cornell.

As a rookie with Calgary in 1987-88, he scored 51 goals and 92 points to earn the Calder Trophy, the NHL's Rookie of the Year, one of four players in NHL history to record a 50-goal rookie season (Mike Bossy, 1977-78; Teemu Selänne, 1992-93;

**HUDSON GORSKI**

#2

**2025-26 STATS: 3 GP, 0 G, 0 A, 0 PTS, 0 PIM****Height:** 6-3 **Weight:** 183 lbs. **Shoots:** Right **Year:** Freshman**Hometown:** Scotch Plains, N.J.**Previous Team:** Chicago Steel (USHL)

SEASON	GP	G	A	PTS	SH	SH%	PN-MIN	+/-	PPG	SHG	GWG	BLK	FOW	FOL	FO%
2025-26	3	0	0	0	0	.000	1-2	+3	0	0	0	0	0	0	.000
<b>TOTALS</b>	<b>3</b>	<b>0</b>	<b>0</b>	<b>0</b>	<b>0</b>	<b>.000</b>	<b>1-2</b>	<b>+3</b>	<b>0</b>	<b>0</b>	<b>0</b>	<b>0</b>	<b>0</b>	<b>0</b>	<b>.000</b>

**GORSKI AT A GLANCE**

Most Goals	N/A
Most Assists	N/A
Most Points	N/A
First Goal	N/A
First Assist	N/A
Last Goal	N/A
Last Assist	N/A

Longest Point Streak	N/A
Longest Goal Streak	N/A
Longest Assist Streak	N/A

**JACK O'BRIEN**

#3

**2025-26 STATS: 23 GP, 0 G, 5 A, 5 PTS, 4 PIM****Height:** 6-0 **Weight:** 188 lbs. **Shoots:** Left **Year:** Senior**Hometown:** White Rock, British Columbia**Previous Team:** Nanaimo Clippers (BCHL)

SEASON	GP	G	A	PTS	SH	SH%	PN-MIN	+/-	PPG	SHG	GWG	BLK	FOW	FOL	FO%
2022-23	1	0	0	0	1	.000	0-0	E	0	0	0	0	0	0	.000
2023-24	9	0	0	0	5	.000	0-0	+4	0	0	0	2	0	0	.000
2024-25	30	0	3	3	15	.000	1-2	+4	0	0	0	7	0	0	.000
2025-26	23	0	5	5	14	.000	2-4	+11	0	0	0	23	0	0	.000
<b>TOTALS</b>	<b>63</b>	<b>0</b>	<b>8</b>	<b>8</b>	<b>35</b>	<b>.000</b>	<b>3-6</b>	<b>+19</b>	<b>0</b>	<b>0</b>	<b>0</b>	<b>32</b>	<b>0</b>	<b>0</b>	<b>.000</b>

**O'BRIEN AT A GLANCE**

Most Goals	N/A
Most Assists	2, at St. Lawrence (12/6/25)
Most Points	2, at St. Lawrence (12/6/25)
First Goal	N/A
First Assist	at Dartmouth (11/15/24)
Last Goal	N/A
Last Assist	vs. Alaska (1/9/26) - 9 games

Longest Point Streak	N/A
Longest Goal Streak	N/A
Longest Assist Streak	N/A

**XAVIER VEILLEUX**

#4

**2025-26 STATS: 23 GP, 5 G, 16 A, 21 PTS, 6 PIM****Height:** 6-1 **Weight:** 198 lbs. **Shoots:** Left **Year:** Freshman**Hometown:** Ancienne-Lorette, Québec**Previous Team:** Muskegon Lumberjacks (USHL)

SEASON	GP	G	A	PTS	SH	SH%	PN-MIN	+/-	PPG	SHG	GWG	BLK	FOW	FOL	FO%
2025-26	23	5	16	21	41	.122	3-6	+7	5	0	0	23	0	0	.000
<b>TOTALS</b>	<b>23</b>	<b>5</b>	<b>16</b>	<b>21</b>	<b>41</b>	<b>.122</b>	<b>3-6</b>	<b>+7</b>	<b>5</b>	<b>0</b>	<b>0</b>	<b>23</b>	<b>0</b>	<b>0</b>	<b>.000</b>

**VEILLEUX AT A GLANCE**

Most Goals	1, (4x), Last: vs. Alaska (1/9/26)
Most Assists	3, at Colgate (2/6/26)
Most Points	3, (2x), Last: at Colgate (2/6/26)
First Goal	at UMass (11/1/25)
First Assist	vs. Brown (11/14/25)
Last Goal	at Brown (1/31/26) - 2 games
Last Assist	3, at Colgate (2/6/26) - 1 game

Longest Point Streak	3, (2x), Last: (1/10/26 - 1/16/26)
Longest Goal Streak	N/A
Longest Assist Streak	3, (2x), Last: (1/10/26 - 1/16/26)

**HOYT STANLEY**

#5

**2025-26 STATS: 23 GP, 1 G, 10 A, 11 PTS, 12 PIM****Height:** 6-3 **Weight:** 207 lbs. **Shoots:** Right **Year:** Junior**Hometown:** West Vancouver, British Columbia**Previous Team:** Victoria Grizzlies (BCHL)

SEASON	GP	G	A	PTS	SH	SH%	PN-MIN	+/-	PPG	SHG	GWG	BLK	FOW	FOL	FO%
2023-24	35	2	8	10	37	.054	11-22	+16	0	0	0	25	0	0	.000
2024-25	35	2	11	13	33	.061	13-40	+14	0	0	0	44	0	0	.000
2025-26	23	1	10	11	35	.029	6-12	+3	0	0	1	25	0	0	.000
<b>TOTALS</b>	<b>93</b>	<b>5</b>	<b>29</b>	<b>34</b>	<b>105</b>	<b>.048</b>	<b>30-74</b>	<b>+33</b>	<b>0</b>	<b>0</b>	<b>1</b>	<b>94</b>	<b>0</b>	<b>0</b>	<b>.000</b>

**STANLEY AT A GLANCE**

Most Goals	1, (5x), Last: vs. Princeton (1/16/26)
Most Assists	3, vs. Alaska (1/9/26)
Most Points	3, vs. Alaska (1/9/26)
First Goal	vs. UMass (12/29/23)
First Assist	vs. Minnesota Duluth (10/27/23)
Last Goal	vs. Princeton (1/16/26) - 7 games
Last Assist	at Yale (1/30/26) - 1 game

Longest Point Streak	4 games (1/3/26 - 1/16/26)
Longest Goal Streak	N/A
Longest Assist Streak	3, (2x), Last: (1/3/26 - 1/10/26)

**GEORGE FEGARAS**

#6

**2025-26 STATS: 23 GP, 3 G, 10 A, 13 PTS, 26 PIM****Height:** 6-2 **Weight:** 207 lbs. **Shoots:** Right **Year:** Junior**Hometown:** Richmond Hill, Ontario**Previous Team:** Muskegon Lumberjacks (USHL)

SEASON	GP	G	A	PTS	SH	SH%	PN-MIN	+/-	PPG	SHG	GWG	BLK	FOW	FOL	FO%
2023-24	33	3	4	7	57	.053	6-12	+9	1	0	0	19	0	0	.000
2024-25	30	1	13	14	50	.020	5-10	+1	0	0	0	17	0	0	.000
2025-26	23	3	10	13	60	.050	13-26	+12	0	0	1	28	0	0	.000
<b>TOTALS</b>	<b>86</b>	<b>7</b>	<b>27</b>	<b>34</b>	<b>167</b>	<b>.042</b>	<b>24-48</b>	<b>+22</b>	<b>1</b>	<b>0</b>	<b>1</b>	<b>64</b>	<b>0</b>	<b>0</b>	<b>.000</b>

**FEGARAS AT A GLANCE**

Most Goals	1, (7x), Last: at Colgate (2/6/26)
Most Assists	2, (4x), Last: vs. Brown (11/14/25)
Most Points	2, (6x), Last: vs. Omaha (1/2/26)
First Goal	at Brown (11/4/23)
First Assist	at Brown (11/4/23)
Last Goal	at Colgate (2/6/26) - 1 game
Last Assist	vs. Colgate (2/7/26)

Longest Point Streak	3, (2x), Last: (11/8/25 - 11/15/25)
Longest Goal Streak	N/A
Longest Assist Streak	3 games (11/8/25 - 11/15/25)



**LUKE McCRADY**

#7

**2025-26 STATS: 1 GP, 0 G, 0 A, 0 PTS, 2 PIM****Height:** 6-3 **Weight:** 186 lbs. **Shoots:** Left **Year:** Freshman**Hometown:** Calgary, Alberta**Previous Team:** Spruce Grove Saints (BCHL)

SEASON	GP	G	A	PTS	SH	SH%	PN-MIN	+/-	PPG	SHG	GWG	BLK	FOW	FOL	FO%
2025-26	1	0	0	0	0	.000	1-2	E	0	0	0	0	0	0	.000
<b>TOTALS</b>	<b>1</b>	<b>0</b>	<b>0</b>	<b>0</b>	<b>0</b>	<b>.000</b>	<b>1-2</b>	<b>E</b>	<b>0</b>	<b>0</b>	<b>0</b>	<b>0</b>	<b>0</b>	<b>0</b>	<b>.000</b>

**McCRADY AT A GLANCE**

Most Goals	N/A
Most Assists	N/A
Most Points	N/A
First Goal	N/A
First Assist	N/A
Last Goal	N/A
Last Assist	N/A

Longest Point Streak	N/A
Longest Goal Streak	N/A
Longest Assist Streak	N/A

**LUKE DEVLIN**

#8

**2025-26 STATS: 19 GP, 3 G, 2 A, 5 PTS, 8 PIM****Height:** 6-4 **Weight:** 203 lbs. **Shoots:** Left **Year:** Junior**Hometown:** Memphis, Tenn.**Previous Team:** West Kelowna Warriors (BCHL)

SEASON	GP	G	A	PTS	SH	SH%	PN-MIN	+/-	PPG	SHG	GWG	BLK	FOW	FOL	FO%
2023-24	30	6	2	8	29	.207	6-12	+1	0	0	1	7	26	37	.413
2024-25	<b>MISSED SEASON DUE TO INJURY</b>														
2025-26	19	3	2	5	30	.100	4-8	+3	0	0	1	9	1	1	.500
<b>TOTALS</b>	<b>49</b>	<b>9</b>	<b>4</b>	<b>13</b>	<b>59</b>	<b>.153</b>	<b>10-20</b>	<b>+4</b>	<b>0</b>	<b>0</b>	<b>2</b>	<b>16</b>	<b>27</b>	<b>38</b>	<b>.415</b>

**DEVLIN AT A GLANCE**

Most Goals	2, vs. RPI (11/22/25)
Most Assists	1, (3x), Last: at UMass (11/1/25)
Most Points	2, (2x), Last: vs. RPI (11/22/25)

First Goal	at Yale (11/3/23)
First Assist	vs. Clarkson (2/3/24)
Last Goal	vs. Quinnipiac (1/17/26) - 2 games
Last Assist	vs. Alaska (1/10/26) - 5 games

Longest Point Streak	4 games (2/2/24 - 2/10/24)
Longest Goal Streak	3 games (2/2/24 - 2/9/24)
Longest Assist Streak	N/A

**CHARLIE MAJOR**

#9

**2025-26 STATS: 21 GP, 7 G, 11 A, 18 PTS, 2 PIM****Height:** 5-10 **Weight:** 186 lbs. **Shoots:** Right **Year:** Sophomore**Hometown:** Skaneateles, N.Y.**Previous Team:** Chicago Steel (USHL)

SEASON	GP	G	A	PTS	SH	SH%	PN-MIN	+/-	PPG	SHG	GWG	BLK	FOW	FOL	FO%
2024-25	28	5	13	18	60	.083	3-6	+7	1	0	1	9	104	100	.510
2025-26	21	7	11	18	63	.111	1-2	+1	3	0	4	10	48	53	.475
<b>TOTALS</b>	<b>49</b>	<b>12</b>	<b>24</b>	<b>36</b>	<b>123</b>	<b>.098</b>	<b>4-8</b>	<b>+8</b>	<b>4</b>	<b>0</b>	<b>5</b>	<b>19</b>	<b>152</b>	<b>153</b>	<b>.498</b>

**MAJOR AT A GLANCE**

Most Goals	2, at Colgate (2/6/26)
Most Assists	2, (3x), Last: vs. RPI (11/22/25)
Most Points	3, (2x), Last: at Colgate (2/6/26)

First Goal	vs. Colgate (12/6/24)
First Assist	vs. North Dakota (11/2/24)
Last Goal	2, at Colgate (2/6/26) - 1 game
Last Assist	vs. Colgate (2/7/26)

Longest Point Streak	5 games (11/21/25 - 12/6/25)
Longest Goal Streak	2 games (11/21/25 - 11/22/25)
Longest Assist Streak	4 games (11/22/25 - 12/6/25)

**JAKE KRAFT**

#10

**2025-26 STATS: 23 GP, 6 G, 6 A, 12 PTS, 6 PIM****Height:** 5-8 **Weight:** 181 lbs. **Shoots:** Left **Year:** Junior**Hometown:** Churchville, N.Y.**Previous Team:** Cedar Rapids RoughRiders (USHL)

SEASON	GP	G	A	PTS	SH	SH%	PN-MIN	+/-	PPG	SHG	GWG	BLK	FOW	FOL	FO%
2023-24	35	4	9	13	47	.085	1-2	+6	0	0	1	13	2	0	1.000
2024-25	36	7	6	13	56	.125	2-4	+5	0	0	1	11	3	9	.250
2025-26	23	6	6	12	49	.122	3-6	+8	1	1	2	14	10	5	.667
<b>TOTALS</b>	<b>94</b>	<b>17</b>	<b>21</b>	<b>38</b>	<b>152</b>	<b>.112</b>	<b>6-12</b>	<b>+19</b>	<b>1</b>	<b>1</b>	<b>4</b>	<b>38</b>	<b>15</b>	<b>14</b>	<b>.517</b>

**KRAFT AT A GLANCE**

Most Goals	2, vs. Dartmouth (1/23/26)
Most Assists	2, (2x), Last: at Brown (1/31/26)
Most Points	3, at Princeton (1/17/25)

First Goal	vs. Harvard (11/11/23)
First Assist	at Yale (11/3/23)
Last Goal	at Yale (1/30/26) - 3 games
Last Assist	at Colgate (2/6/26) - 1 game

Longest Point Streak	5 games (1/23/26 - 2/6/26)
Longest Goal Streak	3 games (1/23/26 - 1/30/26)
Longest Assist Streak	3 games (1/30/26 - 2/6/26)

**SEAN DONALDSON**

#11

**2025-26 STATS: 0 GP, 0 G, 0 A, 0 PTS, 0 PIM****Height:** 5-11 **Weight:** 198 lbs. **Shoots:** Left **Year:** Senior**Hometown:** Vancouver, British Columbia**Previous Team:** Nanaimo Clippers (BCHL)

SEASON	GP	G	A	PTS	SH	SH%	PN-MIN	+/-	PPG	SHG	GWG	BLK	FOW	FOL	FO%
2022-23	24	3	7	10	34	.088	0-0	4	1	0	0	3	0	0	.000
2023-24	10	0	0	0	12	.000	0-0	-1	0	0	0	1	0	0	.000
2024-25	16	0	0	0	15	.000	4-19	-7	0	0	0	1	0	1	.000
2025-26	0	0	0	0	0	.000	0-0	E	0	0	0	0	0	0	.000
<b>TOTALS</b>	<b>50</b>	<b>3</b>	<b>7</b>	<b>10</b>	<b>61</b>	<b>.049</b>	<b>4-19</b>	<b>-4</b>	<b>1</b>	<b>0</b>	<b>0</b>	<b>5</b>	<b>0</b>	<b>1</b>	<b>.000</b>

**DONALDSON AT A GLANCE**

Most Goals	1, (3x), Last: vs. Princeton (1/21/23)
Most Assists	2, (2x), Last: vs. Brown (11/19/22)
Most Points	2, (2x), Last: vs. Brown (11/19/22)

First Goal	at Minnesota Duluth (10/29/22)
First Assist	2, vs. Yale (11/18/22)
Last Goal	vs. Princeton (1/21/23) - 32 games
Last Assist	vs. AIC (12/30/22) - 37 games

Longest Point Streak	3 games (11/18/22 - 11/22/22)
Longest Goal Streak	N/A
Longest Assist Streak	3 games (11/18/22 - 11/22/22)



**CATON RYAN**

#12

**2025-26 STATS: 23 GP, 8 G, 13 A, 21 PTS, 8 PIM****Height:** 6-0 **Weight:** 185 lbs. **Shoots:** Left **Year:** Freshman**Hometown:** Ottawa, Ontario**Previous Team:** Penticton Vees (BCHL)

SEASON	GP	G	A	PTS	SH	SH%	PN-MIN	+/-	PPG	SHG	GWG	BLK	FOW	FOL	FO%
2025-26	23	8	13	21	49	.163	4-8	+16	2	0	0	6	0	4	.000
<b>TOTALS</b>	<b>23</b>	<b>8</b>	<b>13</b>	<b>21</b>	<b>49</b>	<b>.163</b>	<b>4-8</b>	<b>+16</b>	<b>2</b>	<b>0</b>	<b>0</b>	<b>6</b>	<b>0</b>	<b>4</b>	<b>.000</b>

**RYAN AT A GLANCE**

**Most Goals** \_\_\_\_\_ 2, (2x), Last: vs. Alaska (1/9/26)  
**Most Assists** \_\_\_\_\_ 2, (2x), Last: vs. Alaska (1/9/26)  
**Most Points** \_\_\_\_\_ 4, vs. Alaska (1/9/26)

**First Goal** \_\_\_\_\_ vs. Brown (11/14/25)  
**First Assist** \_\_\_\_\_ at UMass (11/1/25)  
**Last Goal** \_\_\_\_\_ vs. Colgate (2/7/26)  
**Last Assist** \_\_\_\_\_ vs. Colgate (2/7/26)

**Longest Point Streak** \_\_\_\_\_ 6 games (12/6/25 - 1/16/26)  
**Longest Goal Streak** \_\_\_\_\_ 2, (2x), Last: (2/6/26 - Pres.)  
**Longest Assist Streak** \_\_\_\_\_ 6 games (12/6/25 - 1/16/26)

**MARIAN MOSKO**

#13

**2025-26 STATS: 0 GP, 0 G, 0 A, 0 PTS, 0 PIM****Height:** 5-11 **Weight:** 195 lbs. **Shoots:** Left **Year:** Junior**Hometown:** Visolaje, Slovakia**Previous Team:** Fargo Force (USHL)

SEASON	GP	G	A	PTS	SH	SH%	PN-MIN	+/-	PPG	SHG	GWG	BLK	FOW	FOL	FO%
2023-24	11	0	1	1	2	.000	0-0	+3	0	0	0	3	0	0	.000
2024-25	2	0	0	0	1	.000	0-0	-1	0	0	0	1	0	0	.000
2025-26	0	0	0	0	0	.000	0-0	E	0	0	0	0	0	0	.000
<b>TOTALS</b>	<b>13</b>	<b>0</b>	<b>1</b>	<b>1</b>	<b>3</b>	<b>.000</b>	<b>0-0</b>	<b>+2</b>	<b>0</b>	<b>0</b>	<b>0</b>	<b>4</b>	<b>0</b>	<b>0</b>	<b>.000</b>

**MOSKO AT A GLANCE**

**Most Goals** \_\_\_\_\_ N/A  
**Most Assists** \_\_\_\_\_ 1, vs. Princeton (1/19/24)  
**Most Points** \_\_\_\_\_ 1, vs. Princeton (1/19/24)

**First Goal** \_\_\_\_\_ N/A  
**First Assist** \_\_\_\_\_ vs. Princeton (1/19/24)  
**Last Goal** \_\_\_\_\_ N/A  
**Last Assist** \_\_\_\_\_ vs. Princeton (1/19/24) - 9 games

**Longest Point Streak** \_\_\_\_\_ N/A  
**Longest Goal Streak** \_\_\_\_\_ N/A  
**Longest Assist Streak** \_\_\_\_\_ N/A

**RYAN WALSH**

#14

**2025-26 STATS: 22 GP, 6 G, 15 A, 21 PTS, 31 PIM****Height:** 6-1 **Weight:** 195 lbs. **Shoots:** Right **Year:** Junior**Hometown:** Rochester, N.Y.**Previous Team:** Cedar Rapids RoughRiders (USHL)

SEASON	GP	G	A	PTS	SH	SH%	PN-MIN	+/-	PPG	SHG	GWG	BLK	FOW	FOL	FO%
2023-24	35	12	10	22	73	.164	9-21	+5	4	0	5	9	251	241	.510
2024-25	36	17	14	31	96	.177	9-21	+14	3	0	2	18	419	330	.559
2025-26	22	6	15	21	47	.128	10-31	+5	3	0	0	14	218	183	.544
<b>TOTALS</b>	<b>93</b>	<b>35</b>	<b>39</b>	<b>74</b>	<b>216</b>	<b>.162</b>	<b>28-73</b>	<b>+24</b>	<b>10</b>	<b>0</b>	<b>7</b>	<b>41</b>	<b>888</b>	<b>754</b>	<b>.541</b>

**WALSH AT A GLANCE**

**Most Goals** \_\_\_\_\_ 2, (4x), Last: vs. Alaska (1/10/26)  
**Most Assists** \_\_\_\_\_ 5, vs. RPI (11/22/25)  
**Most Points** \_\_\_\_\_ 5, vs. RPI (11/22/25)

**First Goal** \_\_\_\_\_ vs. Minnesota Duluth (10/27/23)  
**First Assist** \_\_\_\_\_ vs. Minnesota Duluth (10/27/23)  
**Last Goal** \_\_\_\_\_ 2, vs. Alaska (1/10/26) - 7 games  
**Last Assist** \_\_\_\_\_ 2, at Yale (1/30/26) - 2 games

**Longest Point Streak** \_\_\_\_\_ 4 games (3/21/25 - 3/29/25)  
**Longest Goal Streak** \_\_\_\_\_ 3, (2x), Last: (3/22/24 - 3/29/25)  
**Longest Assist Streak** \_\_\_\_\_ 3 games (2/23/24 - 3/1/24)

**TYLER CATALANO**

#15

**2025-26 STATS: 23 GP, 1 G, 1 A, 2 PTS, 8 PIM****Height:** 6-4 **Weight:** 223 lbs. **Shoots:** Right **Year:** Junior**Hometown:** St. Louis, Mo.**Previous Team:** Youngstown Phantoms (USHL)

SEASON	GP	G	A	PTS	SH	SH%	PN-MIN	+/-	PPG	SHG	GWG	BLK	FOW	FOL	FO%
2023-24	24	1	4	5	19	.053	3-14	-1	0	0	0	15	74	79	.484
2024-25	36	2	4	6	26	.077	9-26	E	0	0	1	10	107	106	.502
2025-26	23	1	1	2	14	.071	4-8	+2	0	0	0	9	102	81	.557
<b>TOTALS</b>	<b>83</b>	<b>4</b>	<b>9</b>	<b>13</b>	<b>59</b>	<b>.068</b>	<b>16-48</b>	<b>+1</b>	<b>0</b>	<b>0</b>	<b>1</b>	<b>34</b>	<b>283</b>	<b>266</b>	<b>.515</b>

**CATALANO AT A GLANCE**

**Most Goals** \_\_\_\_\_ 1, (4x), Last: at St. Lawrence (12/6/25)  
**Most Assists** \_\_\_\_\_ 1, (9x), Last: vs. Alaska (1/9/26)  
**Most Points** \_\_\_\_\_ 1, (13x), Last: vs. Alaska (1/9/26)

**First Goal** \_\_\_\_\_ vs. Yale (2/17/24)  
**First Assist** \_\_\_\_\_ vs. St. Lawrence (2/2/24)  
**Last Goal** \_\_\_\_\_ at St. Lawrence (12/6/24) - 12 games  
**Last Assist** \_\_\_\_\_ vs. Alaska (1/9/26) - 9 games

**Longest Point Streak** \_\_\_\_\_ 3 games (2/2/24 - 2/9/24)  
**Longest Goal Streak** \_\_\_\_\_ N/A  
**Longest Assist Streak** \_\_\_\_\_ 3 games (2/2/24 - 2/9/24)

**MICHAEL FISHER**

#16

**2025-26 STATS: 22 GP, 0 G, 5 A, 5 PTS, 8 PIM****Height:** 6-3 **Weight:** 200 lbs. **Shoots:** Right **Year:** Sophomore**Hometown:** Westborough, Mass.**Previous Team:** Penticton Vees (BCHL)

SEASON	GP	G	A	PTS	SH	SH%	PN-MIN	+/-	PPG	SHG	GWG	BLK	FOW	FOL	FO%
2023-24	29	1	1	2	26	.038	7-14	-9	0	0	0	23	0	0	.000
2024-25	<b>SPENT SEASON WITH PENTICTON (BCHL)</b>														
2025-26	22	0	5	5	22	.000	4-8	+10	0	0	0	11	0	0	.000
<b>AT COR</b>	<b>22</b>	<b>0</b>	<b>5</b>	<b>5</b>	<b>22</b>	<b>.000</b>	<b>4-8</b>	<b>+10</b>	<b>0</b>	<b>0</b>	<b>0</b>	<b>11</b>	<b>0</b>	<b>0</b>	<b>.000</b>
<b>TOTALS</b>	<b>51</b>	<b>1</b>	<b>6</b>	<b>7</b>	<b>48</b>	<b>.021</b>	<b>11-22</b>	<b>+1</b>	<b>0</b>	<b>0</b>	<b>0</b>	<b>34</b>	<b>0</b>	<b>0</b>	<b>.000</b>

NOTE: Shaded row denotes season spent with Northeastern (HEA)

**FISHER AT A GLANCE**

**Most Goals** \_\_\_\_\_ 1, at New Hampshire (10/26/23)  
**Most Assists** \_\_\_\_\_ 1, (5x), Last: vs. Alaska (1/9/26)  
**Most Points** \_\_\_\_\_ 1, (6x), Last: vs. Alaska (1/9/26)

**First Goal** \_\_\_\_\_ at New Hampshire (10/26/23)  
**First Assist** \_\_\_\_\_ vs. Boston College (12/2/23)  
**Last Goal** \_\_\_\_\_ at New Hampshire (10/26/23) - 49 games  
**Last Assist** \_\_\_\_\_ vs. Quinnipiac (1/17/26) - 5 games

**Longest Point Streak** \_\_\_\_\_ 2 games (11/14/25 - 11/15/25)  
**Longest Goal Streak** \_\_\_\_\_ N/A  
**Longest Assist Streak** \_\_\_\_\_ 2 games (11/14/25 - 11/15/25)

**AIDEN LONG**

#17

**2025-26 STATS: 23 GP, 7 G, 8 A, 15 PTS, 16 PIM****Height:** 6-2 **Weight:** 203 lbs. **Shoots:** Left **Year:** Freshman**Hometown:** Mono, Ontario**Previous Team:** Madison Capitols (USHL)

SEASON	GP	G	A	PTS	SH	SH%	PN-MIN	+/-	PPG	SHG	GWG	BLK	FOW	FOL	FO%
2025-26	23	7	8	15	49	.143	8-16	+18	0	0	0	13	3	18	.143
<b>TOTALS</b>	<b>23</b>	<b>7</b>	<b>8</b>	<b>15</b>	<b>49</b>	<b>.143</b>	<b>8-16</b>	<b>+18</b>	<b>0</b>	<b>0</b>	<b>0</b>	<b>13</b>	<b>3</b>	<b>18</b>	<b>.143</b>

**LONG AT A GLANCE****Most Goals** \_\_\_\_\_ 2, vs. Omaha (1/2/26)**Most Assists** \_\_\_\_\_ 2, at Yale (1/30/26)**Most Points** \_\_\_\_\_ 2, (4x), Last: at Yale (1/30/26)**First Goal** \_\_\_\_\_ vs. Omaha (1/2/26)**First Assist** \_\_\_\_\_ at Harvard (11/7/25)**Last Goal** \_\_\_\_\_ at Colgate (2/6/26) - 1 game**Last Assist** \_\_\_\_\_ 2, at Yale (1/30/26) - 3 games**Longest Point Streak** \_\_\_\_\_ 4, (2x), Last: (1/24/26 - 2/6/26)**Longest Goal Streak** \_\_\_\_\_ 3 games (1/2/26 - 1/9/26)**Longest Assist Streak** \_\_\_\_\_ 2 games (1/24/26 - 1/30/26)**GIO DIGIULIAN**

#18

**2025-26 STATS: 23 GP, 9 G, 4 A, 13 PTS, 24 PIM****Height:** 6-1 **Weight:** 176 lbs. **Shoots:** Right **Year:** Freshman**Hometown:** South Burlington, Vt.**Previous Team:** Lincoln Stars (USHL)

SEASON	GP	G	A	PTS	SH	SH%	PN-MIN	+/-	PPG	SHG	GWG	BLK	FOW	FOL	FO%
2025-26	23	9	4	13	30	.300	8-24	+7	2	0	3	8	104	112	.481
<b>TOTALS</b>	<b>23</b>	<b>9</b>	<b>4</b>	<b>13</b>	<b>30</b>	<b>.300</b>	<b>8-24</b>	<b>+7</b>	<b>2</b>	<b>0</b>	<b>3</b>	<b>8</b>	<b>104</b>	<b>112</b>	<b>.481</b>

**DIGIULIAN AT A GLANCE****Most Goals** \_\_\_\_\_ 2, at Brown (1/31/26)**Most Assists** \_\_\_\_\_ 1, (4x), Last: vs. Princeton (1/16/26)**Most Points** \_\_\_\_\_ 2, (3x), Last: at Brown (1/31/26)**First Goal** \_\_\_\_\_ at UMass (10/31/25)**First Assist** \_\_\_\_\_ vs. Brown (11/14/25)**Last Goal** \_\_\_\_\_ vs. Colgate (2/7/26)**Last Assist** \_\_\_\_\_ vs. Princeton (1/16/26) - 7 games**Longest Point Streak** \_\_\_\_\_ 3 games (10/31/25 - 11/7/25)**Longest Goal Streak** \_\_\_\_\_ 3 games (10/31/25 - 11/7/25)**Longest Assist Streak** \_\_\_\_\_ 2 games (1/2/26 - 1/3/26)**CONNOR ARSENEAULT**

#19

**2025-26 STATS: 10 GP, 0 G, 2 A, 2 PTS, 6 PIM****Height:** 6-2 **Weight:** 215 lbs. **Shoots:** Left **Year:** Freshman**Hometown:** Rothesay, New Brunswick**Previous Team:** Chilliwack Chiefs (BCHL)

SEASON	GP	G	A	PTS	SH	SH%	PN-MIN	+/-	PPG	SHG	GWG	BLK	FOW	FOL	FO%
2025-26	10	0	2	2	6	.000	3-6	+2	0	0	0	1	9	7	.563
<b>TOTALS</b>	<b>10</b>	<b>0</b>	<b>2</b>	<b>2</b>	<b>6</b>	<b>.000</b>	<b>3-6</b>	<b>+2</b>	<b>0</b>	<b>0</b>	<b>0</b>	<b>1</b>	<b>9</b>	<b>7</b>	<b>.563</b>

**ARSENEAULT AT A GLANCE****Most Goals** \_\_\_\_\_ N/A**Most Assists** \_\_\_\_\_ 1, (2x), Last: vs. Yale (11/15/25)**Most Points** \_\_\_\_\_ 1, (2x), Last: vs. Yale (11/15/25)**First Goal** \_\_\_\_\_ N/A**First Assist** \_\_\_\_\_ at Dartmouth (11/8/25)**Last Goal** \_\_\_\_\_ N/A**Last Assist** \_\_\_\_\_ vs. Yale (11/15/25) - 6 games**Longest Point Streak** \_\_\_\_\_ N/A**Longest Goal Streak** \_\_\_\_\_ N/A**Longest Assist Streak** \_\_\_\_\_ N/A**REEGAN HISCOCK**

#21

**2025-26 STATS: 23 GP, 5 G, 1 A, 6 PTS, 18 PIM****Height:** 6-5 **Weight:** 202 lbs. **Shoots:** Left **Year:** Freshman**Hometown:** St. John's, Newfoundland and Labrador**Previous Team:** Victoria Grizzlies (BCHL)

SEASON	GP	G	A	PTS	SH	SH%	PN-MIN	+/-	PPG	SHG	GWG	BLK	FOW	FOL	FO%
2025-26	23	5	1	6	27	.185	5-18	-2	0	0	1	6	0	1	.000
<b>TOTALS</b>	<b>23</b>	<b>5</b>	<b>1</b>	<b>6</b>	<b>27</b>	<b>.185</b>	<b>5-18</b>	<b>-2</b>	<b>0</b>	<b>0</b>	<b>1</b>	<b>6</b>	<b>0</b>	<b>1</b>	<b>.000</b>

**HISCOCK AT A GLANCE****Most Goals** \_\_\_\_\_ 1, (5x), Last: vs. Omaha (1/3/26)**Most Assists** \_\_\_\_\_ 1, vs. Harvard (1/24/26)**Most Points** \_\_\_\_\_ 1, (5x), Last: vs. Omaha (1/3/26)**First Goal** \_\_\_\_\_ at Dartmouth (11/8/25)**First Assist** \_\_\_\_\_ vs. Harvard (1/24/26)**Last Goal** \_\_\_\_\_ vs. Omaha (1/3/26) - 10 games**Last Assist** \_\_\_\_\_ vs. Harvard (1/24/26) - 4 games**Longest Point Streak** \_\_\_\_\_ 2 games (1/2/26 - 1/3/26)**Longest Goal Streak** \_\_\_\_\_ 2 games (1/2/26 - 1/3/26)**Longest Assist Streak** \_\_\_\_\_ N/A**CHASE PIRTLE**

#22

**2025-26 STATS: 17 GP, 3 G, 5 A, 8 PTS, 4 PIM****Height:** 6-2 **Weight:** 182 lbs. **Shoots:** Right **Year:** Freshman**Hometown:** Far Hills, N.J.**Previous Team:** Victoria Grizzlies (BCHL)

SEASON	GP	G	A	PTS	SH	SH%	PN-MIN	+/-	PPG	SHG	GWG	BLK	FOW	FOL	FO%
2025-26	17	3	5	8	15	.200	2-4	+3	1	0	1	1	1	2	.333
<b>TOTALS</b>	<b>17</b>	<b>3</b>	<b>5</b>	<b>8</b>	<b>15</b>	<b>.200</b>	<b>2-4</b>	<b>+3</b>	<b>1</b>	<b>0</b>	<b>1</b>	<b>1</b>	<b>1</b>	<b>2</b>	<b>.333</b>

**PIRTLE AT A GLANCE****Most Goals** \_\_\_\_\_ 1, (3x), Last: vs. Princeton (1/16/26)**Most Assists** \_\_\_\_\_ 1, (5x), Last: vs. Alaska (1/9/26)**Most Points** \_\_\_\_\_ 2, (2x), Last: vs. Alaska (1/9/26)**First Goal** \_\_\_\_\_ at St. Lawrence (12/6/25)**First Assist** \_\_\_\_\_ vs. Brown (11/14/25)**Last Goal** \_\_\_\_\_ vs. Princeton (1/16/26) - 7 games**Last Assist** \_\_\_\_\_ vs. Alaska (1/9/26) - 9 games**Longest Point Streak** \_\_\_\_\_ 3 games (12/6/25 - 1/9/26)**Longest Goal Streak** \_\_\_\_\_ N/A**Longest Assist Streak** \_\_\_\_\_ 3 games (12/6/25 - 1/9/26)



## WINTER WALLACE

#23

**2025-26 STATS: 15 GP, 0 G, 0 A, 0 PTS, 6 PIM**
**Height: 6-4 Weight: 225 lbs. Shoots: Right Year: Senior**
**Hometown: Boulder, Colo.**
**Previous Team: Youngstown Phantoms (USHL)**

SEASON	GP	G	A	PTS	SH	SH%	PN-MIN	+/-	PPG	SHG	GWG	BLK	FOW	FOL	FO%
2022-23	25	3	5	8	21	.143	9-18	+7	0	0	0	3	0	0	.000
2023-24	26	1	1	2	15	.067	6-12	-2	0	0	0	8	3	7	.300
2024-25	MISSED SEASON DUE TO INJURY														
2025-26	15	0	0	0	11	.000	3-6	-3	0	0	0	0	2	2	.500
<b>TOTALS</b>	<b>66</b>	<b>4</b>	<b>6</b>	<b>10</b>	<b>47</b>	<b>.085</b>	<b>18-36</b>	<b>+2</b>	<b>0</b>	<b>0</b>	<b>0</b>	<b>11</b>	<b>5</b>	<b>9</b>	<b>.357</b>

### WALLACE AT A GLANCE

**Most Goals** \_\_\_\_\_ 1, (4x), Last: at Union (2/10/24)  
**Most Assists** \_\_\_\_\_ 1, (6x), Last: at Brown (11/4/23)  
**Most Points** \_\_\_\_\_ 1, (10x), Last: at Union (2/10/24)

**First Goal** \_\_\_\_\_ at Minnesota Duluth (10/28/22)  
**First Assist** \_\_\_\_\_ at Clarkson (11/12/22)  
**Last Goal** \_\_\_\_\_ at Union (2/10/24) - 24 games  
**Last Assist** \_\_\_\_\_ at Brown (11/4/23) - 37 games

**Longest Point Streak** \_\_\_\_\_ 2, (2x), Last: (2/11/23 - 2/17/23)  
**Longest Goal Streak** \_\_\_\_\_ N/A  
**Longest Assist Streak** \_\_\_\_\_ 2 games (2/11/23 - 2/17/23)


## NICHOLAS WOLFENBERG

#24

**2025-26 STATS: 3 GP, 0 G, 0 A, 0 PTS, 0 PIM**
**Height: 6-2 Weight: 210 lbs. Shoots: Right Year: Sophomore**
**Hometown: Calgary, Alberta**
**Previous Team: Okotoks Oilers (BCHL)**

SEASON	GP	G	A	PTS	SH	SH%	PN-MIN	+/-	PPG	SHG	GWG	BLK	FOW	FOL	FO%
2024-25	13	1	1	2	8	.125	1-2	+2	0	0	0	3	0	0	.000
2025-26	3	0	0	0	1	.000	0-0	+2	0	0	0	3	0	0	.000
<b>TOTALS</b>	<b>16</b>	<b>1</b>	<b>1</b>	<b>2</b>	<b>9</b>	<b>.111</b>	<b>1-2</b>	<b>+4</b>	<b>0</b>	<b>0</b>	<b>0</b>	<b>6</b>	<b>0</b>	<b>0</b>	<b>.000</b>

### WOLFENBERG AT A GLANCE

**Most Goals** \_\_\_\_\_ 1, vs. North Dakota (11/1/24)  
**Most Assists** \_\_\_\_\_ 1, at Sacred Heart (1/11/25)  
**Most Points** \_\_\_\_\_ 1, (2x), Last: at Sacred Heart (1/11/25)

**First Goal** \_\_\_\_\_ vs. North Dakota (11/1/24)  
**First Assist** \_\_\_\_\_ at Sacred Heart (1/11/25)  
**Last Goal** \_\_\_\_\_ vs. North Dakota (11/1/24) - 15 games  
**Last Assist** \_\_\_\_\_ at Sacred Heart (1/11/25) - 8 games

**Longest Point Streak** \_\_\_\_\_ N/A  
**Longest Goal Streak** \_\_\_\_\_ N/A  
**Longest Assist Streak** \_\_\_\_\_ N/A


## DONOVAN HAMILTON

#26

**2025-26 STATS: 3 GP, 0 G, 1 A, 1 PTS, 0 PIM**
**Height: 6-3 Weight: 200 lbs. Shoots: Left Year: Freshman**
**Hometown: Buffalo, N.Y.**
**Previous Team: Salmon Arm Silverbacks (BCHL)**

SEASON	GP	G	A	PTS	SH	SH%	PN-MIN	+/-	PPG	SHG	GWG	BLK	FOW	FOL	FO%
2024-25	3	0	1	1	1	.000	0-0	+1	0	0	0	0	0	0	.000
2025-26	3	0	1	1	1	.000	0-0	+1	0	0	0	0	0	0	.000
<b>TOTALS</b>	<b>3</b>	<b>0</b>	<b>1</b>	<b>1</b>	<b>1</b>	<b>.000</b>	<b>0-0</b>	<b>+1</b>	<b>0</b>	<b>0</b>	<b>0</b>	<b>0</b>	<b>0</b>	<b>0</b>	<b>.000</b>

### HAMILTON AT A GLANCE

**Most Goals** \_\_\_\_\_ N/A  
**Most Assists** \_\_\_\_\_ 1, at Brown (1/31/26)  
**Most Points** \_\_\_\_\_ N/A

**First Goal** \_\_\_\_\_ N/A  
**First Assist** \_\_\_\_\_ at Brown (1/31/26)  
**Last Goal** \_\_\_\_\_ N/A  
**Last Assist** \_\_\_\_\_ at Brown (1/31/26)

**Longest Point Streak** \_\_\_\_\_ N/A  
**Longest Goal Streak** \_\_\_\_\_ N/A  
**Longest Assist Streak** \_\_\_\_\_ N/A


## LUKE ASHTON

#27

**2025-26 STATS: 23 GP, 1 G, 6 A, 7 PTS, 4 PIM**
**Height: 6-5 Weight: 235 lbs. Shoots: Left Year: Sophomore**
**Hometown: North Vancouver, British Columbia**
**Previous Team: Minnesota State (CCHA)**


SEASON	GP	G	A	PTS	SH	SH%	PN-MIN	+/-	PPG	SHG	GWG	BLK	FOW	FOL	FO%
2024-25	38	5	8	13	61	.082	3-6	+10	3	0	0	49	0	0	.000
2025-26	23	1	6	7	27	.037	2-4	+14	0	0	0	23	0	0	.000
AT COR	23	1	6	7	27	.037	2-4	+14	0	0	0	23	0	0	.000
<b>TOTALS</b>	<b>61</b>	<b>6</b>	<b>14</b>	<b>20</b>	<b>88</b>	<b>.068</b>	<b>5-10</b>	<b>+24</b>	<b>3</b>	<b>0</b>	<b>0</b>	<b>72</b>	<b>0</b>	<b>0</b>	<b>.000</b>

NOTE: Shaded row denotes season spent with Minnesota State (CCHA)

### ASHTON AT A GLANCE

**Most Goals** \_\_\_\_\_ 1, (6x), Last: vs. Alaska (1/9/26)  
**Most Assists** \_\_\_\_\_ 1, (14x), Last: vs. Colgate (2/7/26)  
**Most Points** \_\_\_\_\_ 2, (2x), Last: vs. Bowling Green (12/6/25)

**First Goal** \_\_\_\_\_ at Michigan (10/4/24)  
**First Assist** \_\_\_\_\_ at Michigan (10/4/24)  
**Last Goal** \_\_\_\_\_ vs. Alaska (1/9/26) - 9 games  
**Last Assist** \_\_\_\_\_ vs. Colgate (2/7/26)

**Longest Point Streak** \_\_\_\_\_ 3 games (1/10/25 - 1/17/25)  
**Longest Goal Streak** \_\_\_\_\_ N/A  
**Longest Assist Streak** \_\_\_\_\_ 2 games (1/10/25 - 1/11/25)


## NICK DeSANTIS

#28

**2025-26 STATS: 23 GP, 2 G, 2 A, 4 PTS, 8 PIM**
**Height: 5-9 Weight: 170 lbs. Shoots: Right Year: Senior**
**Hometown: Collegeville, Pa.**
**Previous Team: Madison Capitols (USHL)**

SEASON	GP	G	A	PTS	SH	SH%	PN-MIN	+/-	PPG	SHG	GWG	BLK	FOW	FOL	FO%
2022-23	31	9	11	20	40	.225	6-12	+9	3	0	1	4	0	0	.000
2023-24	35	8	6	14	46	.174	11-30	+16	1	0	1	16	0	0	.000
2024-25	33	8	6	14	45	.178	8-24	+11	1	0	1	9	5	2	.714
2025-26	23	2	2	4	16	.125	4-8	+11	0	0	1	8	5	8	.385
<b>TOTALS</b>	<b>122</b>	<b>27</b>	<b>25</b>	<b>52</b>	<b>147</b>	<b>.184</b>	<b>29-74</b>	<b>+47</b>	<b>5</b>	<b>0</b>	<b>4</b>	<b>37</b>	<b>10</b>	<b>10</b>	<b>.500</b>

### DeSANTIS AT A GLANCE

**Most Goals** \_\_\_\_\_ 2, (5x), Last: vs. Harvard (1/24/25)  
**Most Assists** \_\_\_\_\_ 4, at RPI (1/7/23)  
**Most Points** \_\_\_\_\_ 4, at RPI (1/7/23)

**First Goal** \_\_\_\_\_ at St. Lawrence (11/11/22)  
**First Assist** \_\_\_\_\_ vs. AIC (12/29/22)  
**Last Goal** \_\_\_\_\_ at St. Lawrence (12/6/25) - 12 games  
**Last Assist** \_\_\_\_\_ vs. Quinnipiac (1/17/26) - 6 games

**Longest Point Streak** \_\_\_\_\_ 6 games (12/29/22 - 1/20/23)  
**Longest Goal Streak** \_\_\_\_\_ 3 games (1/12/24 - 1/19/24)  
**Longest Assist Streak** \_\_\_\_\_ 4 games (1/6/23 - 1/20/23)



# 2025-26 CORNELL BIG RED SKATER CAPSULES



## PARKER MURRAY

#29

2025-26 STATS: 2 GP, 0 G, 0 A, 0 PTS, 0 PIM

Height: 6-5 Weight: 230 lbs. Shoots: Left Year: Sophomore  
Hometown: Manhattan Beach, Calif.  
Previous Team: Chilliwack Chiefs (BCHL)

SEASON	GP	G	A	PTS	SH	SH%	PN-MIN	+/-	PPG	SHG	GWG	BLK	FOW	FOL	FO%
2024-25	3	0	0	0	1	.000	1-2	E	0	0	0	0	0	0	.000
2025-26	2	0	0	0	4	.000	0-0	E	0	0	0	1	0	0	.000
TOTALS	5	0	0	0	5	.000	1-2	E	0	0	0	1	0	0	.000

### MURRAY AT A GLANCE

Most Goals \_\_\_\_\_ N/A  
Most Assists \_\_\_\_\_ N/A  
Most Points \_\_\_\_\_ N/A  
First Goal \_\_\_\_\_ N/A  
First Assist \_\_\_\_\_ N/A  
Last Goal \_\_\_\_\_ N/A  
Last Assist \_\_\_\_\_ N/A

Longest Point Streak \_\_\_\_\_ N/A  
Longest Goal Streak \_\_\_\_\_ N/A  
Longest Assist Streak \_\_\_\_\_ N/A



## JONATHAN CASTAGNA

#38

2025-26 STATS: 23 GP, 13 G, 14 A, 27 PTS, 25 PIM

Height: 6-2 Weight: 198 lbs. Shoots: Left Year: Junior  
Hometown: Etobicoke, Ontario  
Previous Team: St. Andrew's College

SEASON	GP	G	A	PTS	SH	SH%	PN-MIN	+/-	PPG	SHG	GWG	BLK	FOW	FOL	FO%
2023-24	35	11	14	25	60	.183	11-25	+20	0	0	3	15	220	183	.546
2024-25	32	5	10	15	61	.082	10-20	+2	1	0	0	20	290	204	.587
2025-26	23	13	14	27	71	.183	7-25	+21	2	3	2	25	293	157	.651
TOTALS	90	29	38	67	192	.151	28-70	+43	3	3	5	60	803	544	.596

### CASTAGNA AT A GLANCE

Most Goals \_\_\_\_\_ 3, at Yale (1/30/26)  
Most Assists \_\_\_\_\_ 2, (10x), Last: at Colgate (2/6/26)  
Most Points \_\_\_\_\_ 4, (2x), Last: at Union (2/10/24)

First Goal \_\_\_\_\_ at Brown (11/4/23)  
First Assist \_\_\_\_\_ vs. Minnesota Duluth (10/27/23)  
Last Goal \_\_\_\_\_ 3, at Yale (1/30/26) - 3 games  
Last Assist \_\_\_\_\_ 2, at Colgate (2/6/26) - 1 game

Longest Point Streak \_\_\_\_\_ 6 games (12/5/25 - 1/10/26)  
Longest Goal Streak \_\_\_\_\_ 2, (3x), Last: (1/24/26 - 1/30/26)  
Longest Assist Streak \_\_\_\_\_ 2, (7x), Last: (1/23/26 - 1/24/26)



## SEASON & CAREER RECORDS BY SITUATION

PLAYER	IN LINEUP		SCORES A GOAL		HAS AN ASSIST		HAS A POINT		MULTI-PT GAME		2-POINT GAME		3-POINT GAME		4+-POINT GAME	
	'25-26	CAREER	'25-26	CAREER	'25-26	CAREER	'25-26	CAREER	'25-26	CAREER	'25-26	CAREER	'25-26	CAREER	'25-26	CAREER
Connor Arseneault	7-3-0	7-3-0	—	—	1-1-0	1-1-0	1-1-0	1-1-0	—	—	—	—	—	—	—	—
Luke Ashton	17-6-0	43-15-3	1-0-0	6-0-0	5-1-0	12-2-0	6-1-0	16-2-0	—	2-0-0	—	2-0-0	—	—	—	—
Jonathan Castagna	17-6-0	55-23-12	7-1-0	16-4-0	9-0-0	23-1-4	14-1-0	33-5-4	10-0-0	18-0-1	8-0-0	14-0-1	2-0-0	2-0-0	—	2-0-0
Tyler Catalano	17-6-0	52-22-9	1-0-0	2-1-1	1-0-0	7-2-0	2-0-0	9-3-1	—	—	—	—	—	—	—	—
Nick DeSantis	17-6-0	75-33-14	2-0-0	18-1-3	1-1-0	15-5-2	2-1-0	27-6-4	1-0-0	10-0-2	1-0-0	8-0-2	—	1-0-0	—	1-0-0
Luke Devlin	14-5-0	35-10-4	1-1-0	6-2-0	2-0-0	4-0-0	3-1-0	9-2-0	1-0-0	2-0-0	1-0-0	2-0-0	—	—	—	—
Gio DiGiulian	17-6-0	17-6-0	6-2-0	6-2-0	4-0-0	4-0-0	8-2-0	8-2-0	3-0-0	3-0-0	3-0-0	3-0-0	—	—	—	—
Sean Donaldson	—	28-14-8	—	2-1-0	—	3-1-1	—	5-2-1	—	2-0-0	—	2-0-0	—	—	—	—
George Fegaras	17-6-0	53-23-10	3-0-0	5-1-1	7-2-0	17-4-2	9-2-0	20-5-3	2-0-0	5-1-0	2-0-0	5-1-0	—	—	—	—
Michael Fisher	16-6-0	30-20-2	—	0-1-0	3-2-0	3-3-0	3-2-0	3-4-0	—	—	—	—	—	—	—	—
Hudson Gorski	2-1-0	2-1-0	—	—	—	—	—	—	—	—	—	—	—	—	—	—
Donovan Hamilton	2-1-0	2-1-0	—	—	1-0-0	1-0-0	1-0-0	1-0-0	—	—	—	—	—	—	—	—
Reegan Hiscock	17-6-0	17-6-0	3-2-0	3-2-0	1-0-0	1-0-0	4-2-0	4-2-0	—	—	—	—	—	—	—	—
Jake Kraft	17-6-0	58-24-12	5-0-0	13-2-1	5-0-0	15-1-3	9-0-0	24-3-4	3-0-0	6-0-0	3-0-0	5-0-0	—	1-0-0	—	—
Aiden Long	17-6-0	17-6-0	6-0-0	6-0-0	7-0-0	7-0-0	11-0-0	11-0-0	4-0-0	4-0-0	4-0-0	4-0-0	—	—	—	—
Charlie Major	15-6-0	31-14-4	6-0-0	11-0-0	7-3-0	16-4-1	9-3-0	20-4-1	4-0-0	9-0-0	2-0-0	7-0-0	2-0-0	2-0-0	—	—
Luke McCrady	1-0-0	1-0-0	—	—	—	—	—	—	—	—	—	—	—	—	—	—
Marian Mosko	—	9-2-2	—	—	—	1-0-0	—	1-0-0	—	—	—	—	—	—	—	—
Parker Murray	1-1-0	1-3-1	—	—	—	—	—	—	—	—	—	—	—	—	—	—
Jack O'Brien	17-6-0	40-16-7	—	—	3-1-0	5-2-0	3-1-0	5-2-0	1-0-0	1-0-0	1-0-0	1-0-0	—	—	—	—
Chase Pirtle	13-4-0	13-4-0	3-0-0	3-0-0	5-0-0	5-0-0	6-0-0	6-0-0	2-0-0	2-0-0	2-0-0	2-0-0	—	—	—	—
Caton Ryan	17-6-0	17-6-0	5-1-0	5-1-0	10-1-0	10-1-0	12-1-0	12-1-0	5-1-0	5-1-0	4-1-0	4-1-0	—	—	1-0-0	1-0-0
Hoyt Stanley	17-6-0	58-23-12	1-0-0	3-0-2	7-0-0	23-1-1	8-0-0	26-1-3	2-0-0	3-0-0	1-0-0	2-0-0	1-0-0	1-0-0	—	—
Xavier Veilleux	17-6-0	17-6-0	5-0-0	5-0-0	11-1-0	11-1-0	13-1-0	13-1-0	5-0-0	5-0-0	3-0-0	3-0-0	2-0-0	2-0-0	—	—
Winter Wallace	11-4-0	39-20-7	—	3-1-0	—	3-2-1	—	6-3-1	—	—	—	—	—	—	—	—
Ryan Walsh	17-5-0	58-23-12	4-0-0	25-3-2	7-1-0	19-4-5	10-1-0	35-6-7	6-0-0	16-1-1	4-0-0	10-1-1	1-0-0	5-0-0	1-0-0	1-0-0
Nicholas Wolfenberg	3-0-0	8-4-4	—	1-0-0	—	0-1-0	—	1-1-0	—	—	—	—	—	—	—	—

NOTE: Career records included from games at previous Division I institutions



## ALEXIS COURNOYER #30

**2025-26 STATS: 19 GP / 19 GS, 14-5-0 RECORD, 1.91 GAA, .922 SV%**

**Height:** 6-4 **Weight:** 202 lbs. **Catches:** Left **Year:** Freshman

**Hometown:** Trois-Rivières, Québec

**Previous Team:** Cape Breton Eagles (QMJHL)



SEASON	GP-GS	MIN	GA	GAA	SV	SV%	RECORD	SHO	PPG	SHG	G	A	PTS	PIM
2025-26	19-19	1132:42	36	1.91	423	.922	14-5-0	0	10	0	0	0	0	0
<b>TOTALS</b>	<b>19-19</b>	<b>1132:42</b>	<b>36</b>	<b>1.91</b>	<b>423</b>	<b>.922</b>	<b>14-5-0</b>	<b>0</b>	<b>10</b>	<b>0</b>	<b>0</b>	<b>0</b>	<b>0</b>	<b>0</b>

### COURNOYER AT A GLANCE

**Most Saves** \_\_\_\_\_ 33, at UMass (11/1/25)

**Most Assists** \_\_\_\_\_ N/A

**First Game** \_\_\_\_\_ at UMass (11/1/25)

**First Start** \_\_\_\_\_ at UMass (11/1/25)

**First Shutout** \_\_\_\_\_ N/A

**Current Shutout Streak** \_\_\_\_\_ 0:00, 2/7/26 - Present

**Longest Shutout Streak** \_\_\_\_\_ 104:48, 1/23/26 - 1/24/26

**Last Shutout** \_\_\_\_\_ N/A

**Last Assist** \_\_\_\_\_ N/A



## REMINGTON KEOPPLE #33

**2025-26 STATS: 4 GP / 4 GS, 3-1-0 RECORD, 2.02 GAA, .900 SV%**

**Height:** 6-2 **Weight:** 191 lbs. **Catches:** Left **Year:** Senior

**Hometown:** New Richmond, Wis.

**Previous Team:** Des Moines Buccaneers (USHL)

SEASON	GP-GS	MIN	GA	GAA	SV	SV%	RECORD	SHO	PPG	SHG	G	A	PTS	PIM
2022-23	5-3	174:28	9	3.10	52	.852	1-1-1	0	2	1	0	0	0	0
2023-24	2-1	114:33	7	3.67	44	.863	0-2-0	0	1	0	0	0	0	0
2024-25	5-2	209:37	3	0.86	68	.958	2-0-0	1	1	0	0	1	1	0
2025-26	4-4	237:31	8	2.02	72	.900	3-1-0	0	5	0	0	0	0	0
<b>TOTALS</b>	<b>16-10</b>	<b>736:09</b>	<b>27</b>	<b>2.20</b>	<b>236</b>	<b>.897</b>	<b>6-4-1</b>	<b>1</b>	<b>9</b>	<b>1</b>	<b>0</b>	<b>1</b>	<b>1</b>	<b>0</b>

### KEOPPLE AT A GLANCE

**Most Saves** \_\_\_\_\_ 25, vs. Omaha (1/3/26)

**Most Assists** \_\_\_\_\_ 1, at RPI (3/1/25)

**First Game** \_\_\_\_\_ at Minnesota Duluth (10/29/22)

**First Start** \_\_\_\_\_ at Minnesota Duluth (10/29/22)

**First Shutout** \_\_\_\_\_ at RPI (3/1/25)

**Current Shutout Streak** \_\_\_\_\_ 8:59, 1/10/26 - Pres.

**Longest Shutout Streak** \_\_\_\_\_ 86:58, 2/28/25 - 10/31/25

**Last Shutout** \_\_\_\_\_ at RPI (3/1/25) - 4 games

**Last Assist** \_\_\_\_\_ at RPI (3/1/25) - 4 games



## JUSTIN KATZ #37

**2025-26 STATS: 0 GP / 0 GS, 0-0-0 RECORD, 0.00 GAA, .000 SV%**

**Height:** 6-1 **Weight:** 189 lbs. **Catches:** Right **Year:** Sophomore

**Hometown:** Montréal, Québec

**Previous Team:** Powell River Kings (BCHL)

SEASON	GP-GS	MIN	GA	GAA	SV	SV%	RECORD	SHO	PPG	SHG	G	A	PTS	PIM
2024-25	0-0	0:00	0	0.00	0	.000	0-0-0	0	0	0	0	0	0	0
2025-26	0-0	0:00	0	0.00	0	.000	0-0-0	0	0	0	0	0	0	0
<b>TOTALS</b>	<b>0-0</b>	<b>0:00</b>	<b>0</b>	<b>0.00</b>	<b>0</b>	<b>.000</b>	<b>0-0-0</b>	<b>0</b>	<b>0</b>	<b>0</b>	<b>0</b>	<b>0</b>	<b>0</b>	<b>0</b>

### KATZ AT A GLANCE

**Most Saves** \_\_\_\_\_ N/A

**Most Assists** \_\_\_\_\_ N/A

**First Game** \_\_\_\_\_ N/A

**First Start** \_\_\_\_\_ N/A

**First Shutout** \_\_\_\_\_ N/A

**Current Shutout Streak** \_\_\_\_\_ 0:00

**Longest Shutout Streak** \_\_\_\_\_ N/A

**Last Shutout** \_\_\_\_\_ N/A

**Last Assist** \_\_\_\_\_ N/A



## ERICK ROEST #40

**2025-26 STATS: 0 GP / 0 GS, 0-0-0 RECORD, 0.00 GAA, .000 SV%**

**Height:** 6-0 **Weight:** 174 lbs. **Catches:** Left **Year:** Freshman

**Hometown:** Lethbridge, Alberta

**Previous Team:** Cowichan Valley Capitals (BCHL)

SEASON	GP-GS	MIN	GA	GAA	SV	SV%	RECORD	SHO	PPG	SHG	G	A	PTS	PIM
2024-25	0-0	0:00	0	0.00	0	.000	0-0-0	0	0	0	0	0	0	0
<b>TOTALS</b>	<b>0-0</b>	<b>0:00</b>	<b>0</b>	<b>0.00</b>	<b>0</b>	<b>.000</b>	<b>0-0-0</b>	<b>0</b>	<b>0</b>	<b>0</b>	<b>0</b>	<b>0</b>	<b>0</b>	<b>0</b>

### ROEST AT A GLANCE

**Most Saves** \_\_\_\_\_ N/A

**Most Assists** \_\_\_\_\_ N/A

**First Game** \_\_\_\_\_ N/A

**First Start** \_\_\_\_\_ N/A

**First Shutout** \_\_\_\_\_ N/A

**Current Shutout Streak** \_\_\_\_\_ 0:00

**Longest Shutout Streak** \_\_\_\_\_ /A

**Last Shutout** \_\_\_\_\_ N/A

**Last Assist** \_\_\_\_\_ N/A

## 2025-26 GOAL SCORING SUMMARIES

PLAYER	SEASON GOALS	BY SITE			BY PERIOD				BY STRENGTH			GAME WINNER	LAST LEADING	LAST GOAL		GAMES SINCE
		HOME	ROAD	NEUTRAL	1ST	2ND	3RD	OT	EV	PP	SH			DATE / OPP	GOALTENDER	
Connor Arseneault	—	—	—	—	—	—	—	—	—	—	—	—	—	—	—	—
Luke Ashton	1	1	—	—	—	—	1	—	1	—	—	—	—	1/9/26 vs. Alaska	Vachon	9
Jonathan Castagna	13	6	7	—	2	4	7	—	8	2	3	2	2	1/30/26 at Yale	Empty Net	3
Tyler Catalano	1	—	1	—	1	—	—	—	1	—	—	—	—	12/6/25 at St. Lawrence	Winn	12
Nick DeSantis	2	1	1	—	1	1	—	—	2	—	—	1	1	12/6/25 at St. Lawrence	Winn	12
Luke Devlin	3	3	—	—	1	1	1	—	3	—	—	1	—	1/17/26 vs. Quinnipiac	Marinov	2
Gio DiGiulian	9	3	6	—	4	3	2	—	8	1	—	3	3	2/7/26 vs. Colgate	Dyck	0
Sean Donaldson	—	—	—	—	—	—	—	—	—	—	—	—	—	—	—	—
George Fegaras	3	2	1	—	1	1	1	—	3	—	—	1	—	2/6/26 at Colgate	Takacs	1
Michael Fisher	—	—	—	—	—	—	—	—	—	—	—	—	—	—	—	—
Hudson Gorski	—	—	—	—	—	—	—	—	—	—	—	—	—	—	—	—
Donovan Hamilton	—	—	—	—	—	—	—	—	—	—	—	—	—	—	—	—
Reegan Hiscock	5	3	1	1	1	3	1	—	5	—	—	1	1	1/3/26 vs. Omaha	Cowan	10
Jake Kraft	6	4	2	—	1	3	1	1	4	1	1	2	3	1/30/26 at Yale	Pak	3
Aiden Long	7	5	2	—	5	1	1	—	7	—	—	—	1	2/6/26 at Colgate	Takacs	1
Charlie Major	7	3	4	—	—	5	2	—	4	3	—	4	2	2/6/26 at Colgate	Takacs	1
Luke McCrady	—	—	—	—	—	—	—	—	—	—	—	—	—	—	—	—
Marian Mosko	—	—	—	—	—	—	—	—	—	—	—	—	—	—	—	—
Parker Murray	—	—	—	—	—	—	—	—	—	—	—	—	—	—	—	—
Jack O'Brien	—	—	—	—	—	—	—	—	—	—	—	—	—	—	—	—
Chase Pirtle	3	2	1	—	—	2	1	—	2	1	—	1	1	1/16/26 vs. Princeton	Smith	7
Caton Ryan	8	6	2	—	2	—	6	—	6	2	—	—	1	2/7/26 vs. Colgate	Dyck	0
Hoyt Stanley	1	1	—	—	—	—	1	—	1	—	—	1	1	1/16/26 vs. Princeton	Smith	7
Xavier Veilleux	5	3	2	—	2	1	2	—	—	5	—	—	—	1/31/26 at Brown	Shea	1
Winter Wallace	—	—	—	—	—	—	—	—	—	—	—	—	—	—	—	—
Ryan Walsh	6	6	—	—	1	2	3	—	3	3	—	—	1	1/10/26 vs. Alaska	Empty Net	7
Nicholas Wolfenberg	—	—	—	—	—	—	—	—	—	—	—	—	—	—	—	—

## 2025-26 GOAL SCORING SUMMARIES

PLAYER	TOTALS	EVEN	PP	SH	HOME	AWAY	NEUTRAL	1ST	2ND	3RD	OT
Connor Arseneault	0-2—2	0-2—2	—	—	0-1—1	0-1—1	—	—	0-2—2	—	—
Luke Ashton	1-6—7	1-5—6	—	0-1—1	1-4—5	0-2—2	—	0-2—2	—	1-4—5	—
Jonathan Castagna	13-14—27	8-8—16	2-5—7	3-1—4	6-8—14	7-6—13	—	2-6—8	4-5—9	7-3—10	—
Tyler Catalano	1-1—2	1-1—2	—	—	0-1—1	1-0—1	—	1-0—1	0-1—1	—	—
Nick DeSantis	2-2—4	2-2—4	—	—	1-1—2	1-1—2	—	1-0—1	1-0—1	0-2—2	—
Luke Devlin	3-2—5	3-2—5	—	—	3-1—4	0-1—1	—	1-1—2	1-1—2	1-0—1	—
Gio DiGiulian	9-4—13	8-2—10	1-2—3	—	3-4—7	6-0—6	—	4-2—6	3-1—4	2-1—3	—
Sean Donaldson	—	—	—	—	—	—	—	—	—	—	—
George Fegaras	3-10—13	3-4—7	0-4—4	0-2—2	2-9—11	1-1—2	—	1-2—3	1-3—4	1-5—6	—
Michael Fisher	0-5—5	0-5—5	—	—	0-4—4	0-1—1	—	0-1—1	0-1—1	0-3—3	—
Hudson Gorski	—	—	—	—	—	—	—	—	—	—	—
Donovan Hamilton	0-1—1	0-1—1	—	—	—	0-1—1	—	—	0-1—1	—	—
Reegan Hiscock	5-1—6	5-1—6	—	—	3-1—4	1-0—1	1-0—1	1-0—1	3-0—3	1-1—2	—
Jake Kraft	6-6—12	4-6—10	1-0—1	1-0—1	4-2—6	2-4—6	—	1-2—3	3-3—6	1-1—2	1-0—1
Aiden Long	7-8—15	7-7—14	—	0-1—1	5-4—9	2-4—6	—	5-2—7	1-3—4	1-3—4	—
Charlie Major	7-11—18	4-6—10	3-5—8	—	3-4—7	4-6—10	0-1—1	0-3—3	5-4—9	2-4—6	—
Luke McCrady	—	—	—	—	—	—	—	—	—	—	—
Marian Mosko	—	—	—	—	—	—	—	—	—	—	—
Parker Murray	—	—	—	—	—	—	—	—	—	—	—
Jack O'Brien	0-5—5	0-5—5	—	—	0-2—2	0-3—3	—	0-1—1	—	0-4—4	—
Chase Pirtle	3-5—8	2-3—5	1-2—3	—	2-4—6	1-1—2	—	0-1—1	2-1—3	1-3—4	—
Caton Ryan	8-13—21	6-10—16	2-3—5	—	6-9—15	2-4—6	—	2-4—6	0-5—5	6-4—10	—
Hoyt Stanley	1-10—11	1-6—7	0-4—4	—	1-7—8	0-3—3	—	0-3—3	0-4—4	1-3—4	—
Xavier Veilleux	5-16—21	0-10—10	5-6—11	—	3-8—11	2-8—10	—	2-6—8	1-5—6	2-4—6	0-1—1
Winter Wallace	—	—	—	—	—	—	—	—	—	—	—
Ryan Walsh	6-15—21	3-10—13	3-5—8	—	6-9—15	0-5—5	0-1—1	1-4—5	2-7—9	3-4—7	—
Nicholas Wolfenberg	—	—	—	—	—	—	—	—	—	—	—

## 2025-26 GOALTENDING BREAKDOWN

PLAYER	OVERALL								HOME								ROAD / NEUTRAL							
	GP	REC	SHO	MIN	GA	GAA	SV	SV%	GP	REC	SHO	MIN	GA	GAA	SV	SV%	GP	REC	SHO	MIN	GA	GAA	SV	SV%
Alexis Cournoyer	19	14-5-0	0	1132:42	36	1.91	423	.922	11	9-2-0	0	660:40	20	1.82	224	.918	8	5-3-0	0	472:02	16	2.03	199	.926
Justin Katz	—	—	—	—	—	—	—	—	—	—	—	—	—	—	—	—	—	—	—	—	—	—	—	—
Remington Keopple	4	3-1-0	0	237:31	8	2.02	72	.900	2	2-0-0	0	119:52	4	2.00	40	.909	2	1-1-0	0	117:39	4	2.04	32	.889
Erick Roest	—	—	—	—	—	—	—	—	—	—	—	—	—	—	—	—	—	—	—	—	—	—	—	—
PLAYER	OCTOBER								NOVEMBER								DECEMBER							
	GP	REC	SHO	MIN	GA	GAA	SV	SV%	GP	REC	SHO	MIN	GA	GAA	SV	SV%	GP	REC	SHO	MIN	GA	GAA	SV	SV%
Alexis Cournoyer	—	—	—	—	—	—	—	—	8	6-2-0	0	474:48	11	1.39	197	.947	1	0-1-0	0	57:04	4	4.21	25	.862
Justin Katz	—	—	—	—	—	—	—	—	—	—	—	—	—	—	—	—	—	—	—	—	—	—	—	—
Remington Keopple	1	0-1-0	0	58:32	2	2.05	14	.875	—	—	—	—	—	—	—	—	1	1-0-0	0	59:07	2	2.03	18	.900
Erick Roest	—	—	—	—	—	—	—	—	—	—	—	—	—	—	—	—	—	—	—	—	—	—	—	—
PLAYER	JANUARY								FEBRUARY								MARCH							
	GP	REC	SHO	MIN	GA	GAA	SV	SV%	GP	REC	SHO	MIN	GA	GAA	SV	SV%	GP	REC	SHO	MIN	GA	GAA	SV	SV%
Alexis Cournoyer	8	7-1-0	0	479:43	16	2.00	152	.905	2	1-1-0	0	121:07	5	2.48	49	.907	—	—	—	—	—	—	—	—
Justin Katz	—	—	—	—	—	—	—	—	—	—	—	—	—	—	—	—	—	—	—	—	—	—	—	—
Remington Keopple	2	2-0-0	0	119:52	4	2.00	40	.909	—	—	—	—	—	—	—	—	—	—	—	—	—	—	—	—
Erick Roest	—	—	—	—	—	—	—	—	—	—	—	—	—	—	—	—	—	—	—	—	—	—	—	—



CAREER GOAL SCORING SUMMARIES

PLAYER	CAREER GOALS	BY SITE			BY PERIOD				BY STRENGTH			GAME WINNER	LAST LEADING	LAST GOAL		GAMES SINCE
		HOME	ROAD	NEUTRAL	1ST	2ND	3RD	OT	EV	PP	SH			DATE / OPP	GOALTENDER	
Connor Arseneault	—	—	—	—	—	—	—	—	—	—	—	—	—	—	—	—
Luke Ashton	6	4	2	—	1	2	0	—	3	3	—	—	1	1/9/26 vs. Alaska	Vachon	9
Jonathan Castagna	29	11	14	4	9	9	11	—	23	3	3	5	7	1/30/26 at Yale	Empty Net	3
Tyler Catalano	4	2	2	—	3	—	1	—	4	—	—	1	1	12/6/25 at St. Lawrence	Winn	12
Nick DeSantis	27	15	8	4	12	6	9	—	22	5	—	4	4	12/6/25 at St. Lawrence	Winn	12
Luke Devlin	9	6	3	—	5	1	3	—	9	—	—	2	—	1/17/26 vs. Quinnipiac	Marinov	2
Gio DiGiulian	9	3	6	—	4	3	2	—	8	1	—	3	3	2/7/26 vs. Colgate	Dyck	0
Sean Donaldson	3	1	2	—	1	1	1	—	2	1	—	—	—	1/21/23 vs. Princeton	Pearson	32
George Fegaras	7	4	2	1	1	4	2	—	6	1	—	1	—	2/6/26 at Colgate	Takacs	1
Michael Fisher	—	—	—	—	—	—	—	—	—	—	—	—	—	10/26/23 at UNH	Hellsten	49
Hudson Gorski	—	—	—	—	—	—	—	—	—	—	—	—	—	—	—	—
Donovan Hamilton	—	—	—	—	—	—	—	—	—	—	—	—	—	—	—	—
Reegan Hiscock	5	3	1	1	1	3	1	—	5	—	—	1	1	1/3/26 vs. Omaha	Cowan	10
Jake Kraft	17	11	6	—	6	6	4	1	15	1	1	4	3	1/30/26 at Yale	Pak	3
Aiden Long	7	5	2	—	5	1	1	—	7	—	—	—	1	2/6/26 at Colgate	Takacs	1
Charlie Major	12	4	7	1	1	6	4	1	9	3	—	5	2	2/6/26 at Colgate	Takacs	1
Luke McCrady	—	—	—	—	—	—	—	—	—	—	—	—	—	—	—	—
Marian Mosko	—	—	—	—	—	—	—	—	—	—	—	—	—	—	—	—
Parker Murray	—	—	—	—	—	—	—	—	—	—	—	—	—	—	—	—
Jack O'Brien	—	—	—	—	—	—	—	—	—	—	—	—	—	—	—	—
Chase Pirtle	3	2	1	—	—	2	1	—	2	1	—	1	1	1/16/26 vs. Princeton	Smith	7
Caton Ryan	8	6	2	—	2	—	6	—	6	2	—	—	1	2/7/26 vs. Colgate	Dyck	0
Hoyt Stanley	5	3	1	1	1	2	2	—	5	—	—	1	1	1/16/26 vs. Princeton	Smith	7
Xavier Veilleux	5	3	2	—	2	1	2	—	0	5	—	—	—	1/31/26 at Brown	Shea	1
Winter Wallace	4	1	3	—	1	1	2	—	4	—	—	—	1	2/10/24 at Union	Chauvette	24
Ryan Walsh	35	17	11	7	8	13	14	—	25	10	—	7	7	1/10/26 vs. Alaska	Vachon	7
Nicholas Wolfenberg	1	1	—	—	1	—	—	—	1	—	—	—	—	11/1/24 vs. North Dakota	Semtimphelter	15

CAREER GOAL SCORING SUMMARIES

PLAYER	TOTALS	EVEN	PP	SH	HOME	AWAY	NEUTRAL	1ST	2ND	3RD	OT
Connor Arseneault	0-2—2	0-2—2	—	—	0-1—1	0-1—1	—	—	0-2—2	—	—
Luke Ashton	6-14—20	3-10—13	3-3—6	0-1—1	4-8—12	2-6—8	—	1-6—7	2-1—3	3-7—10	—
Jonathan Castagna	29-38—67	23-31—54	3-6—9	3-1—4	11-20—31	14-14—28	4-4—8	9-12—21	9-15—24	11-11—22	—
Tyler Catalano	4-9—13	4-9—13	—	—	2-5—7	2-4—6	—	3-4—7	0-5—5	1-0—1	—
Nick DeSantis	27-25—52	22-23—45	5-2—7	—	15-7—22	8-15—23	4-3—7	12-9—21	6-9—15	9-7—16	—
Luke Devlin	9-4—13	9-4—13	—	—	6-2—8	3-2—5	—	5-1—6	1-2—3	3-1—4	—
Gio DiGiulian	9-4—13	8-2—10	1-2—3	—	3-4—7	6-0—6	—	4-2—6	3-1—4	2-1—3	—
Sean Donaldson	3-7—10	2-4—6	1-3—4	—	1-7—8	2-0—2	—	1-1—2	1-3—4	1-3—4	—
George Fegaras	7-27—34	6-11—17	1-14—15	0-2—2	4-16—20	2-10—12	1-1—2	1-7—8	4-7—11	2-13—15	—
Michael Fisher	1-6—7	1-6—7	—	—	0-5—5	1-1—2	—	0-2—2	1-1—2	0-3—3	—
Hudson Gorski	—	—	—	—	—	—	—	—	—	—	—
Donovan Hamilton	0-1—1	0-1—1	—	—	—	0-1—1	—	—	0-1—1	—	—
Reegan Hiscock	5-1—6	5-1—6	—	—	3-1—4	1-0—1	1-0—1	1-0—1	3-0—3	1-1—2	—
Remington Keopple	0-1—1	0-1—1	—	—	—	0-1—1	—	—	—	0-1—1	—
Jake Kraft	17-21—38	15-19—34	1-2—3	1-0—1	11-7—18	6-13—19	0-1—1	6-8—14	6-9—15	4-4—8	1-0—1
Aiden Long	7-8—15	7-7—14	—	0-1—1	5-4—9	2-4—6	—	5-2—7	1-3—4	1-3—4	—
Charlie Major	12-24—36	9-14—23	3-10—13	—	4-10—14	7-12—19	1-2—3	1-7—8	6-5—11	4-12—16	1-0—1
Luke McCrady	—	—	—	—	—	—	—	—	—	—	—
Marian Mosko	0-1—1	0-1—1	—	—	0-1—1	—	—	0-1—1	—	—	—
Parker Murray	—	—	—	—	—	—	—	—	—	—	—
Jack O'Brien	0-8—8	0-8—8	—	—	0-2—2	0-6—6	—	0-1—1	0-1—1	0-6—6	—
Chase Pirtle	3-5—8	2-3—5	1-2—3	—	2-4—6	1-1—2	—	0-1—1	2-1—3	1-3—4	—
Caton Ryan	8-13—21	6-10—16	2-3—5	—	6-9—15	2-4—6	—	2-4—6	0-5—5	6-4—10	—
Hoyt Stanley	5-29—34	5-25—30	0-4—4	—	3-15—18	1-10—11	1-4—5	1-9—10	2-10—12	2-10—12	—
Xavier Veilleux	5-16—21	0-10—10	5-6—11	—	3-8—11	2-8—10	—	2-6—8	1-5—6	2-4—6	0-1—1
Winter Wallace	4-6—10	4-5—9	0-1—1	—	1-3—4	3-3—6	—	1-2—3	1-0—1	2-4—6	—
Ryan Walsh	35-39—74	25-23—48	10-15—25	0-1—1	17-18—35	11-14—25	7-7—14	8-10—18	13-18—31	14-10—24	0-1—1
Nicholas Wolfenberg	1-1—2	1-1—2	—	—	1-0—1	0-1—1	—	1-0—1	0-1—1	—	—

CAREER GOALTENDING BREAKDOWN

PLAYER	OVERALL								HOME								ROAD / NEUTRAL							
	GP	REC	SHO	MIN	GA	GAA	SV	SV%	GP	REC	SHO	MIN	GA	GAA	SV	SV%	GP	REC	SHO	MIN	GA	GAA	SV	SV%
Alexis Cournoyer	19	14-5-0	0	1132:42	36	1.91	423	.922	11	9-2-0	0	660:40	20	1.82	224	.918	8	5-3-0	0	472:02	16	2.03	199	.926
Justin Katz	—	—	—	—	—	—	—	—	—	—	—	—	—	—	—	—	—	—	—	—	—	—	—	
Remington Keopple	16	6-4-1	1	776:09	27	2.09	236	.897	4	3-0-0	0	183:34	7	2.29	59	.894	12	3-4-1	0	552:35	20	2.17	177	.898
Erick Roest	—	—	—	—	—	—	—	—	—	—	—	—	—	—	—	—	—	—	—	—	—	—	—	
PLAYER	OCTOBER								NOVEMBER								DECEMBER							
	GP	REC	SHO	MIN	GA	GAA	SV	SV%	GP	REC	SHO	MIN	GA	GAA	SV	SV%	GP	REC	SHO	MIN	GA	GAA	SV	SV%
Alexis Cournoyer	—	—	—	—	—	—	—	—	8	6-2-0	0	474:48	11	1.39	197	.947	1	0-1-0	0	57:04	4	4.21	25	.862
Justin Katz	—	—	—	—	—	—	—	—	—	—	—	—	—	—	—	—	—	—	—	—	—	—	—	
Remington Keopple	2	0-2-0	0	98:32	6	3.65	25	.806	4	1-2-0	0	200:17	8	2.40	67	.893	3	1-0-0	0	72:31	4	3.31	23	.852
Erick Roest	—	—	—	—	—	—	—	—	—	—	—	—	—	—	—	—	—	—	—	—	—	—	—	
PLAYER	JANUARY								FEBRUARY								MARCH							
	GP	REC	SHO	MIN	GA	GAA	SV	SV%	GP	REC	SHO	MIN	GA	GAA	SV	SV%	GP	REC	SHO	MIN	GA	GAA	SV	SV%
Alexis Cournoyer	8	7-1-0	0	479:43	16	2.00	152	.905	2	1-1-0	0	121:07	5	2.48	49	.907	—	—	—	—	—	—	—	—
Justin Katz	—	—	—	—	—	—	—	—	—	—	—	—	—	—	—	—	—	—	—	—	—	—	—	
Remington Keopple	4	3-0-0	0	216:55	6	1.66	73	.924	2	0-0-1	0	87:55	3	2.05	27	.900	1	1-0-0	1	59:59	0	0.00	21	1.000
Erick Roest	—	—	—	—	—	—	—	—	—	—	—	—	—	—	—	—	—	—	—	—	—	—	—	

GOALS SCORED, GAME

1.	<b>19</b>	1/13/1965 vs. Hamilton (W, 19-0)
	<b>19</b>	1/27/1968 at Yale (W, 19-1)
3.	<b>18</b>	1/20/1968 at Penn (W, 18-1)
4.	<b>16</b>	12/14/1957 vs. Lehigh (W, 16-3)
5.	<b>15</b>	11/25/1965 vs. York (W, 15-0)
	<b>15</b>	11/25/1975 vs. uOttawa (W, 15-2)
7.	<b>14</b>	2/10/1965 at Hamilton (W, 14-0)
	<b>14</b>	11/24/1966 vs. McMaster (W, 14-2)
	<b>14</b>	2/17/1968 vs. Dartmouth (W, 14-2)
	<b>14</b>	1/8/1969 vs. Penn (W, 14-0)
	<b>14</b>	3/4/1970 vs. Dartmouth (W, 14-0)
12.	<b>13</b>	Nine times, <b>Last:</b> 1/21/1978 vs. Yale (W, 13-1)

GOALS SCORED, PERIOD

1.	<b>9</b>	12/14/1957 vs. Lehigh — 1st period (W, 16-3)
	<b>9</b>	1/27/1968 at Yale — 2nd period (W, 19-1)
	<b>9</b>	1/21/1978 vs. Yale — 1st period (W, 13-1)
4.	<b>8</b>	3/4/1961 vs. Penn — 3rd period (W, 13-1)
	<b>8</b>	2/21/1979 vs. Harvard — 1st period (W, 11-3)
6.	<b>7</b>	3/3/1962 vs. Penn — 2nd period (W, 10-0)
	<b>7</b>	1/13/1965 vs. Hamilton — 2nd period (W, 19-0)
	<b>7</b>	1/13/1965 vs. Hamilton — 3rd period (W, 19-0)
	<b>7</b>	2/10/1965 at Hamilton — 1st period (W, 14-0)
	<b>7</b>	11/24/1966 vs. McMaster — 1st period (W, 14-2)
	<b>7</b>	1/19/1967 at Colgate — 1st period (W, 10-2)
	<b>7</b>	1/20/1968 at Penn — 2nd period (W, 18-1)
	<b>7</b>	1/20/1968 at Penn — 3rd period (W, 18-1)
	<b>7</b>	2/17/1968 at Dartmouth — 2nd period (W, 14-2)
	<b>7</b>	2/5/1969 at Yale — 2nd period (W, 11-2)
	<b>7</b>	12/28/1973 vs. Colo. Coll. — 2nd period (W, 9-8)
	<b>7</b>	11/25/1975 vs. uOttawa — 3rd period (W, 15-2)

MARGIN OF VICTORY

1.	<b>+19</b>	1/13/1965 vs. Hamilton (W, 19-0)
2.	<b>+18</b>	1/27/1968 at Yale (W, 19-1)
3.	<b>+17</b>	1/20/1968 at Penn (W, 18-1)
4.	<b>+15</b>	11/25/1965 vs. York (W, 15-0)
5.	<b>+14</b>	2/10/1965 at Hamilton (W, 14-0)
	<b>+14</b>	1/8/1969 vs. Penn (W, 14-0)
	<b>+14</b>	3/4/1970 vs. Dartmouth (W, 14-0)
8.	<b>+13</b>	1/4/1911 at Western Reserve (W, 13-0)
	<b>+13</b>	12/14/1957 vs. Lehigh Club (W, 16-3)
	<b>+13</b>	11/30/1963 at Penn (W, 13-0)
	<b>+13</b>	11/23/1968 vs. Guelph (W, 13-0)
	<b>+13</b>	11/25/1975 vs. uOttawa (W, 15-2)
13.	<b>+12</b>	Six times, <b>Last:</b> 1/21/1978 vs. Yale (W, 13-1)

MARGIN OF DEFEAT

1.	<b>-23</b>	12/27/1939 vs. Boston College (L, 1-14)
2.	<b>-18</b>	1/10/1959 at Harvard (L, 0-18)
3.	<b>-16</b>	1/19/1946 at Yale (L, 2-18)
4.	<b>-14</b>	3/2/1959 vs. Middlebury (L, 1-15)
5.	<b>-13</b>	1/21/1928 at Princeton (L, 1-14)
	<b>-13</b>	1/18/1947 at Yale (L, 0-13)
	<b>-13</b>	2/21/1948 at Colgate (L, 1-14)
	<b>-13</b>	2/23/1959 vs. Harvard (L, 0-13)
	<b>-13</b>	12/16/1959 at Yale (L, 0-13)
10.	<b>-12</b>	1/6/1945 at Army (L, 1-13)
	<b>-12</b>	2/19/1947 at Colgate (L, 3-15)
	<b>-12</b>	12/19/1957 vs. Princeton (L, 1-13)
	<b>-12</b>	2/14/1959 at Dartmouth (L, 2-14)
	<b>-12</b>	1/23/1960 vs. Dartmouth (L, 0-12)

POWER-PLAY GOALS, GAME

1.	<b>7</b>	11/18/1977 vs. York (W, 10-3)
2.	<b>6</b>	1/4/1973 vs. Loyola (W, 13-5)
	<b>6</b>	11/21/1975 vs. Waterloo (W, 9-1)
	<b>6</b>	1/19/1980 vs. Yale (W, 9-4)
	<b>6</b>	2/4/2023 vs. Union (W, 10-1)
6.	<b>5</b>	9 times, <b>Last:</b> 2/8/2003 vs. Vermont (W, 8-1)

POWER-PLAY GOALS, PERIOD

1.	<b>5</b>	2/4/2023 vs. Union — 1st period (W, 10-1)
2.	<b>4</b>	1/2/1971 vs. Guelph — 2nd period (W, 7-2)
	<b>4</b>	11/18/1977 vs. York — 2nd period (W, 10-3)
	<b>4</b>	1/26/1980 vs. Maine — 3rd period (W, 6-2)
	<b>4</b>	2/8/2003 vs. Vermont — 2nd period (W, 8-1)
6.	<b>3</b>	23 times, <b>Most recent:</b> 11/7/2015 vs. Quinnipiac — 1st period (OTL, 4-5)

SHORT-HANDED GOALS, GAME

1.	<b>4</b>	12/18/1961 vs. Ohio (W, 9-0)
2.	<b>3</b>	1/13/1965 vs. Hamilton (W, 19-0)
3.	<b>2</b>	25 times, <b>Last:</b> 1/13/2012 at Quinnipiac (W, 3-2)

SHORT-HANDED GOALS, PERIOD

1.	<b>3</b>	12/18/1961 vs. Ohio — 2nd period (W, 9-0)
	<b>3</b>	1/13/1965 vs. Hamilton — 3rd period (W, 19-0)
3.	<b>2</b>	1/19/1967 vs. Colgate — 3rd period (W, 10-2)
	<b>2</b>	12/28/1976 vs. Princeton — 3rd period (W, 8-5)
	<b>2</b>	2/11/1978 at Dartmouth — 2nd period (W, 7-1)
	<b>2</b>	2/7/1986 at St. Lawrence — 3rd period (W, 7-4)
	<b>2</b>	12/29/1986 at Wisconsin — 3rd period (L, 5-7)
	<b>2</b>	2/20/1988 vs. Yale — 3rd period (W, 7-4)
	<b>2</b>	1/15/1995 vs. Army — 2nd period (W, 8-2)
	<b>2</b>	1/13/2012 at Quinnipiac — 3rd period (W, 3-2)

FASTEST GOAL, GAME START

1.	<b>0:06</b>	Bob Murray (2/11/1974 vs. Yale)
2.	<b>0:08</b>	Robert Spitzmiller (2/12/1930 vs. St. Lawrence)
	<b>0:08</b>	Pete Marcov (12/13/1983 at Princeton)
	<b>0:08</b>	Doug Derraugh (11/10/1990 vs. Princeton)
	<b>0:08</b>	Dalton Bancroft (11/8/2024 vs. Yale)
6.	<b>0:09</b>	Brian McCutcheon (1/3/1970 vs. Colgate)
7.	<b>0:12</b>	Tyler McManus (12/5/1992 at Harvard)
8.	<b>0:13</b>	Roger Eastman (12/14/1957 vs. Lehigh)
9.	<b>0:14</b>	Doug Ferguson (3/8/1966 vs. Boston College)
10.	<b>0:15</b>	Murray Stephen (1/16/1965 at Harvard)

FASTEST TWO GOALS

1.	<b>0:05</b>	3/5/1960 vs. Colgate (W, 5-2)
	<b>0:05</b>	2/14/2020 vs. Union (W, 5-2) — <i>both ENG</i>
3.	<b>0:06</b>	3/9/1971 vs. Providence (W, 6-3)
	<b>0:06</b>	1/24/2025 vs. Harvard (W, 4-1)
	<b>0:06</b>	1/10/2026 vs. Alaska (W, 5-2) — <i>both ENG</i>
5.	<b>0:07</b>	2/10/1965 at Hamilton (W, 14-0) — <i>both PPG</i>
6.	<b>0:08</b>	1/27/1968 at Yale (W, 19-1)
	<b>0:08</b>	12/1/1978 vs. Brown (L, 5-7)
	<b>0:08</b>	3/8/1985 vs. Yale (W, 9-2)
	<b>0:08</b>	11/17/2017 vs. St. Lawrence (W, 6-1)

FASTEST TWO GOALS, GAME START

1.	<b>0:36</b>	11/23/1968 vs. Guelph (W, 13-0)
2.	<b>1:11</b>	3/2/1991 vs. Colgate (W, 8-1)
3.	<b>1:14</b>	11/26/2022 vs. UConn (W, 6-0)
4.	<b>1:20</b>	11/21/1964 vs. Waterloo (W, 5-4)
5.	<b>1:23</b>	1/24/2025 vs. Harvard (W, 4-1)
6.	<b>1:40</b>	12/14/1957 vs. Lehigh (W, 16-3)
7.	<b>1:44</b>	1/17/1987 vs. Brown (OTL, 4-5)
8.	<b>1:53</b>	3/5/1960 vs. Colgate (W, 5-2)
9.	<b>1:54</b>	2/7/1986 at St. Lawrence (W, 7-4)
10.	<b>1:55</b>	3/14/1969 vs. Michigan Tech (OTW, 4-3)

FASTEST THREE GOALS

1.	<b>0:23</b>	2/4/2023 vs. Union (W, 10-1) — <i>all PPG</i>
2.	<b>0:24</b>	2/28/1976 vs. Princeton (W, 8-2)
3.	<b>0:29</b>	1/13/1965 vs. Hamilton (W, 19-0) — <i>all SHG</i>
4.	<b>0:32</b>	1/20/1968 at Penn (W, 18-1)
5.	<b>0:38</b>	1/24/1969 at Penn (W, 10-3)
6.	<b>0:40</b>	3/4/1961 vs. Penn (W, 13-1)
7.	<b>0:43</b>	2/4/2023 vs. Union (W, 10-1)
8.	<b>0:45</b>	12/14/1957 vs. Lehigh (W, 16-3)
9.	<b>0:51</b>	3/10/1979 vs. Boston University (W, 7-4)
10.	<b>0:52</b>	1/9/1965 vs. Princeton (W, 7-3)

FASTEST THREE GOALS, GAME START

1.	<b>2:29</b>	2/28/1976 vs. Princeton (W, 8-2)
2.	<b>3:28</b>	11/23/1968 vs. Guelph (W, 13-0)
3.	<b>3:47</b>	3/2/1991 vs. Colgate (W, 8-1)
4.	<b>3:52</b>	11/24/1966 vs. McMaster (W, 14-2)
5.	<b>4:30</b>	2/22/1975 at Princeton (W, 9-5)
6.	<b>4:33</b>	12/5/1978 vs. St. Lawrence (W, 8-0)
7.	<b>4:34</b>	1/27/1968 at Yale (W, 19-1)
8.	<b>5:03</b>	12/18/1967 at Harvard (W, 9-0)
9.	<b>5:09</b>	1/13/1940 at St. Lawrence (W, 5-3)
10.	<b>5:21</b>	3/14/1969 vs. Michigan Tech (OTW, 4-3)

FASTEST FOUR GOALS

1.	<b>0:54</b>	2/4/2023 vs. Union (W, 10-1) — <i>first 3G were PPG</i>
2.	<b>1:34</b>	3/4/1961 vs. Penn (W, 13-1)
3.	<b>1:35</b>	1/21/1978 vs. Yale (W, 13-1)
4.	<b>1:37</b>	2/28/1976 vs. Princeton (W, 8-2)
5.	<b>1:39</b>	3/4/1961 vs. Penn (W, 13-1)
6.	<b>1:43</b>	11/25/1975 vs. uOttawa (W, 15-2)
7.	<b>1:48</b>	1/20/1968 at Penn (W, 18-1)
8.	<b>2:01</b>	11/25/1975 vs. uOttawa (W, 15-2)
9.	<b>2:05</b>	11/25/1975 vs. uOttawa (W, 15-2)
10.	<b>2:06</b>	12/3/1977 at Brown (L, 6-7)

FASTEST FIVE GOALS

1.	<b>2:01</b>	3/4/1961 vs. Penn (W, 13-1)
2.	<b>2:29</b>	11/25/1975 vs. uOttawa (W, 15-2)
3.	<b>2:35</b>	11/25/1975 vs. uOttawa (W, 15-2)
4.	<b>3:04</b>	1/21/1978 vs. Yale (W, 13-1)
5.	<b>3:34</b>	11/25/1975 vs. uOttawa (W, 15-2)
6.	<b>3:35</b>	2/4/2023 vs. Union (W, 10-1) — <i>first 4G were PPG</i>
7.	<b>3:39</b>	3/4/1961 vs. Penn (W, 13-1)
8.	<b>3:42</b>	1/27/1968 at Yale (W, 19-1)
9.	<b>3:46</b>	1/21/1978 at Yale (W, 19-1)
10.	<b>3:56</b>	1/27/1968 vs. Yale (W, 13-1)

MOST SAVES BY TEAM, GAME

1.	<b>61</b>	2/23/1959 vs. Harvard (L, 0-13) <i>John Detwiler (61 saves)</i>
	<b>61</b>	3/6/1982 at Yale (L, 2-5) <i>Brian Hayward (61 saves)</i>
3.	<b>60</b>	12/17/1958 vs. Yale (L, 1-12) <i>Pete Wheelwright (29 saves); John Detwiler (31 saves)</i>
	<b>60</b>	12/20/1962 vs. Clarkson (L, 3-8) <i>Laing Kennedy (60 saves)</i>
	<b>60</b>	1/3/1986 at British Columbia (W, 5-2) <i>Doug Dadswell (60 saves)</i>
	<b>60</b>	3/17/2013 at Quinnipiac (L, 2-3 — 2OT) <i>Andy Iles (60 saves)</i>
7.	<b>59</b>	3/26/2006 vs. Wisconsin (L, 0-1 — 3OT) <i>David McKee (59 saves)</i>
8.	<b>58</b>	1/10/1959 at Harvard (L, 0-18) <i>John Detwiler (58 saves)</i>
9.	<b>57</b>	3/14/1986 vs. Yale (W, 3-2 — 2OT) <i>Doug Dadswell (57 saves)</i>
	<b>57</b>	2/4/1961 at Harvard (L, 1-2) <i>Laing Kennedy (57 saves)</i>

POINTS IN SEASON, PLAYER

1.	<b>83</b>	Lance Nethery	1977-78
2.	<b>78</b>	Lance Nethery	1976-77
3.	<b>74</b>	Brian Cornell	1968-69
4.	<b>71</b>	Doug Ferguson	1965-66
5.	<b>69</b>	Carlo Ugolini	1972-73
6.	<b>68</b>	James Vaughan	1975-76
7.	<b>66</b>	Doug Derrauagh	1990-91
8.	<b>65</b>	Lance Nethery	1978-79
9.	<b>63</b>	Larry Fullan	1971-72
	<b>63</b>	Doug Marrett	1972-73
	<b>63</b>	David Peace	1974-75

GOALS SCORED IN SEASON, PLAYER

1.	<b>37</b>	Doug Ferguson	1965-66
2.	<b>34</b>	Doug Marrett	1972-73
3.	<b>32</b>	Lance Nethery	1976-77
4.	<b>31</b>	James Vaughan	1975-76
	<b>31</b>	Brock Tredway	1978-79
6.	<b>30</b>	Doug Derrauagh	1990-91
7.	<b>29</b>	Brian Cornell	1967-68
	<b>29</b>	Mark Trivett	1976-77
	<b>29</b>	Roy Kerling	1977-78
	<b>29</b>	Brock Tredway	1980-81

ASSISTS IN SEASON, PLAYER

1.	<b>60</b>	Lance Nethery	1977-78
2.	<b>52</b>	Brian Cornell	1968-69
3.	<b>47</b>	Lance Nethery	1978-79
4.	<b>46</b>	Lance Nethery	1976-77
5.	<b>44</b>	Carlo Ugolini	1972-73
6.	<b>43</b>	Larry Fullan	1971-72
7.	<b>41</b>	Brian Campbell	1974-75
8.	<b>40</b>	Peter Tufford	1968-69
9.	<b>39</b>	Michael Doran	1965-66
	<b>39</b>	Steve Bajinski	1974-75

SAVES IN SEASON, PLAYER

1.	<b>967</b>	Doug Dadswell	1985-86
2.	<b>906</b>	Mitch Gillam	2015-16
3.	<b>898</b>	Andy Iles	2012-13
4.	<b>894</b>	Ben Scrivens	2009-10
5.	<b>883</b>	Ben Scrivens	2007-08
6.	<b>870</b>	Andy Iles	2011-12
7.	<b>857</b>	Doug Dadswell	1984-85
8.	<b>856</b>	Jason Elliott	1997-98
9.	<b>843</b>	Mitch Gillam	2016-17
10.	<b>836</b>	Dave Elenbaas	1972-73

GOALS-AGAINST AVERAGE, SEASON

1.	<b>1.20</b>	Dave LeNeveu	2002-03
2.	<b>1.24</b>	David McKee	2004-05
3.	<b>1.48</b>	Ken Dryden	1966-67
4.	<b>1.51</b>	Matthew Galajda	2017-18
5.	<b>1.52</b>	Ken Dryden	1967-68
6.	<b>1.56</b>	Matthew Galajda	2019-20
7.	<b>1.69</b>	Ian Shane	2023-24
8.	<b>1.72</b>	Ian Shane	2022-23
9.	<b>1.74</b>	Ben Scrivens	2008-09
10.	<b>1.81</b>	Ken Dryden	1968-69

SHUTOUTS, SEASON

1.	<b>10</b>	David McKee	2004-05
2.	<b>9</b>	Dave LeNeveu	2002-03
3.	<b>9</b>	Matthew Galajda	2017-18
4.	<b>7</b>	Ben Scrivens	2008-09
5.	<b>7</b>	Ben Scrivens	2009-10
6.	<b>7</b>	Mitch Gillam	2015-16
7.	<b>6</b>	Ken Dryden	1967-68
8.	<b>6</b>	Andy Iles	2011-12
9.	<b>5</b>	Five times, <b>Last:</b> Ian Shane (2022-23)	

POINTS IN SEASON, TEAM

1.	<b>530</b>	1976-77	# of players with points:	20
2.	<b>522</b>	1977-78	# of players with points:	22
3.	<b>502</b>	1968-69	# of players with points:	18
4.	<b>480</b>	1967-68	# of players with points:	18
	<b>474</b>	1975-76	# of players with points:	26
6.	<b>465</b>	1971-72	# of players with points:	19
	<b>465</b>	1969-70	# of players with points:	17
8.	<b>433</b>	1978-79	# of players with points:	23
9.	<b>430</b>	1972-73	# of players with points:	19
10.	<b>427</b>	1974-75	# of players with points:	20

GOALS SCORED IN SEASON, TEAM

1.	<b>204</b>	1976-77	# of players with goals:	20
2.	<b>195</b>	1977-78	# of players with goals:	21
3.	<b>190</b>	1968-69	# of players with goals:	16
4.	<b>187</b>	1967-68	# of players with goals:	17
5.	<b>179</b>	1969-70	# of players with goals:	17
6.	<b>176</b>	1971-72	# of players with goals:	16
7.	<b>174</b>	1975-76	# of players with goals:	18
8.	<b>166</b>	1978-79	# of players with goals:	20
9.	<b>164</b>	1966-67	# of players with goals:	14
10.	<b>159</b>	1970-71	# of players with goals:	19

ASSISTS IN SEASON, TEAM

1.	<b>327</b>	1977-78	# of players with assists:	20
	<b>326</b>	1976-77	# of players with assists:	20
3.	<b>312</b>	1968-69	# of players with assists:	18
4.	<b>300</b>	1975-76	# of players with assists:	25
5.	<b>293</b>	1967-68	# of players with assists:	18
6.	<b>289</b>	1971-72	# of players with assists:	19
	<b>286</b>	1969-70	# of players with assists:	17
8.	<b>274</b>	1972-73	# of players with assists:	18
	<b>270</b>	1974-75	# of players with assists:	20
	<b>267</b>	1978-79	# of players with assists:	22

SAVES IN SEASON, TEAM

1.	<b>1030</b>	1985-86	Games: 32	SV/game: 32.19
2.	<b>1026</b>	1980-81	Games: 31	SV/game: 33.10
3.	<b>1004</b>	1997-98	Games: 33	SV/game: 30.42
4.	<b>978</b>	1996-97	Games: 35	SV/game: 27.94
5.	<b>951</b>	1979-80	Games: 31	SV/game: 30.68
6.	<b>949</b>	2010-11	Games: 34	SV/game: 27.91
7.	<b>948</b>	2007-08	Games: 36	SV/game: 26.33
8.	<b>938</b>	1993-94	Games: 30	SV/game: 31.27
9.	<b>936</b>	2015-16	Games: 34	SV/game: 27.53
10.	<b>931</b>	1984-85	Games: 30	SV/game: 31.03

GOALS-AGAINST AVERAGE, SEASON

1.	<b>1.237</b>	2004-05	GA: 44	Minutes: 2134:19
2.	<b>1.262</b>	2002-03	GA: 46	Minutes: 2187:32
3.	<b>1.483</b>	1967-68	GA: 43	Minutes: 1740:00
4.	<b>1.516</b>	2017-18	GA: 50	Minutes: 1978:38
5.	<b>1.542</b>	2019-20	GA: 45	Minutes: 1750:43
6.	<b>1.586</b>	1966-67	GA: 46	Minutes: 1740:00
7.	<b>1.681</b>	2001-02	GA: 61	Minutes: 2176:41
8.	<b>1.798</b>	2023-24	GA: 64	Minutes: 2135:41
9.	<b>1.822</b>	2003-04	GA: 59	Minutes: 1942:47
10.	<b>1.844</b>	2009-10	GA: 63	Minutes: 2049:53

SHUTOUTS, SEASON

1.	<b>10</b>	2004-05
	<b>10</b>	2017-18
3.	<b>9</b>	2002-03
4.	<b>7</b>	2008-09
	<b>7</b>	2009-10
	<b>7</b>	2015-16
	<b>6</b>	1967-68
8.	<b>6</b>	2011-12
9.	<b>5</b>	Eight times, <b>Last:</b> 2022-23

CAREER POINTS

1.	<b>271</b>	Lance Nethery	1975-79
2.	<b>207</b>	Brock Tredway	1977-81
3.	<b>200</b>	Roy Kerling	1977-78, 1979-82
4.	<b>187</b>	Doug Ferguson	1964-67
5.	<b>177</b>	Duanne Moeser	1982-86
6.	<b>165</b>	Larry Fullan	1969-72
7.	<b>160</b>	Peter Tufford	1966-69
8.	<b>159</b>	Gary Cullen	1981-85
9.	<b>154</b>	James Vaughan	1974-77
10.	<b>153</b>	Doug Derrauagh	1987-91

CAREER GOALS SCORED

1.	<b>113</b>	Brock Tredway	1977-81
2.	<b>93</b>	Roy Kerling	1977-78, 1979-82
3.	<b>91</b>	Doug Ferguson	1964-67
	<b>91</b>	Lance Nethery	1975-79
5.	<b>81</b>	Duanne Moeser	1982-86
6.	<b>73</b>	Joe Nieuwendyk	1984-87
7.	<b>71</b>	James Vaughan	1974-77
	<b>71</b>	Matt Moulson	2002-06
9.	<b>68</b>	John Hughes	1967-70
	<b>68</b>	Peter Tufford	1966-69
	<b>68</b>	Trent Andison	1987-91

CAREER ASSISTS

1.	<b>180</b>	Lance Nethery	1975-79
2.	<b>108</b>	Larry Fullan	1969-72
3.	<b>107</b>	Roy Kerling	1977-78, 1979-82
4.	<b>105</b>	Gary Cullen	1981-85
5.	<b>96</b>	Doug Ferguson	1964-67
	<b>96</b>	Duanne Moeser	1982-86
7.	<b>95</b>	Brian Cornell	1966-69
8.	<b>94</b>	Brock Tredway	1977-81
9.	<b>93</b>	Kyle Knopp	1995-99
10.	<b>92</b>	Brian Campbell	1973-76
	<b>92</b>	Peter Tufford	1966-69

CAREER SAVES

1.	<b>2,988</b>	Andy Iles	2010-14
2.	<b>2,824</b>	Ben Scrivens	2006-10
3.	<b>2,462</b>	Jason Elliott	1994-98
4.	<b>2,403</b>	Mitch Gillam	2013-17
5.	<b>2,345</b>	Ian Shane	2021-25
6.	<b>2,228</b>	Corrie D'Alessio	1987-91
7.	<b>2,225</b>	Brian Hayward	1978-82
8.	<b>2,208</b>	David McKee	2003-06
9.	<b>2,143</b>	Darren Eliot	1979-83
10.	<b>2,052</b>	Matt Underhill	1998-02

CAREER GOALS-AGAINST AVERAGE

1.	<b>1.291</b>	Dave LeNeveu	2001-03
2.	<b>1.593</b>	Ken Dryden	1966-69
3.	<b>1.639</b>	Matthew Galajda	2017-20
4.	<b>1.715</b>	David McKee	2003-06
5.	<b>1.853</b>	Ian Shane	2021-25
6.	<b>1.932</b>	Ben Scrivens	2006-10
7.	<b>2.102</b>	Brian Cropper	1968-71
8.	<b>2.152</b>	Mitch Gillam	2013-17
9.	<b>2.261</b>	Andy Iles	2010-14
10.	<b>2.319</b>	Matt Underhill	1998-02

CAREER SHUTOUTS

1.	<b>19</b>	Matthew Galajda	2017-20
	<b>19</b>	Ben Scrivens	2006-10
3.	<b>18</b>	David McKee	2003-06
4.	<b>14</b>	Ian Shane	2021-25
5.	<b>13</b>	Ken Dryden	1966-69
6.	<b>11</b>	Dave LeNeveu	2001-03
	<b>11</b>	Mitch Gillam	2013-17
8.	<b>10</b>	Laing Kennedy	1960-63
9.	<b>9</b>	Andy Iles	2010-14
10.	<b>7</b>	Brian Cropper	1968-71
	<b>7</b>	Errol McKibbin	1963-66



2025-26 OVERALL STATISTICS

Overall **17-6-0** Home **12-2-0** Away **5-3-0** Neutral **0-1-0** ECAC Hockey **12-4-0**

#	PLAYER	GP	G	A	PTS	SH	SH%	+/-	PN-MIN	MIN	MAJ	OTH	PPG	SHG	FG	GWG	GTG	OTG	HT	PN	UA	BLK	SHOOTOUTS		
																							G	ATT	PCT
38	Jonathan Castagna	23	13	14	27	71	.183	+21	7-25	5	1	1	2	3	0	2	0	0	1	0	0	25	0	0	—
12	Caton Ryan	23	8	13	21	49	.163	+16	4-8	4	0	0	2	0	1	0	0	0	0	0	0	6	0	0	—
14	Ryan Walsh	22	6	15	21	47	.128	+5	10-31	8	1	1	3	0	2	0	0	0	0	0	1	14	0	0	—
4	Xavier Veilleux	23	5	16	21	41	.122	+7	3-6	3	0	0	5	0	0	0	0	0	0	0	0	23	0	0	—
9	Charlie Major	21	7	11	18	63	.111	+1	1-2	1	0	0	3	0	0	4	0	0	0	0	1	10	0	0	—
17	Aiden Long	23	7	8	15	49	.143	+18	8-16	8	0	0	0	0	1	0	0	0	0	0	0	13	0	0	—
18	Gio DiGiulian	23	9	4	13	30	.300	+7	8-24	7	0	1	2	0	3	3	0	0	0	0	0	8	0	0	—
6	George Fegaras	23	3	10	13	60	.050	+12	13-26	13	0	0	0	0	1	1	0	0	0	0	0	28	0	0	—
10	Jake Kraft	23	6	6	12	49	.122	+8	3-6	3	0	0	1	1	2	2	0	1	0	0	0	14	0	0	—
5	Hoyt Stanley	23	1	10	11	35	.029	+3	6-12	6	0	0	0	0	0	1	0	0	0	0	0	25	0	0	—
22	Chase Pirtle	17	3	5	8	15	.200	+3	2-4	2	0	0	1	0	0	1	0	0	0	0	0	1	0	0	—
27	Luke Ashton	23	1	6	7	27	.037	+14	2-4	2	0	0	0	0	0	0	0	0	0	0	0	23	0	0	—
21	Reegan Hiscock	23	5	1	6	27	.185	-2	5-18	4	0	1	0	0	1	1	0	0	0	0	0	6	0	0	—
8	Luke Devlin	19	3	2	5	30	.100	+3	4-8	4	0	0	0	0	0	1	0	0	0	0	0	9	0	0	—
3	Jack O'Brien	23	0	5	5	14	.000	+11	2-4	2	0	0	0	0	0	0	0	0	0	0	0	23	0	0	—
16	Michael Fisher	22	0	5	5	22	.000	+10	4-8	4	0	0	0	0	0	0	0	0	0	0	0	11	0	0	—
28	Nick DeSantis	23	2	2	4	16	.125	+11	4-8	4	0	0	0	0	1	1	0	0	0	0	0	8	0	0	—
15	Tyler Catalano	23	1	1	2	14	.071	+2	4-8	4	0	0	0	0	0	0	0	0	0	0	1	9	0	0	—
19	Connor Arseneault	10	0	2	2	6	.000	+2	3-6	3	0	0	0	0	0	0	0	0	0	0	0	1	0	0	—
26	Donovan Hamilton	3	0	1	1	1	.000	+1	0-0	0	0	0	0	0	0	0	0	0	0	0	0	0	0	0	—
2	Hudson Gorski	3	0	0	0	0	.000	+3	1-2	1	0	0	0	0	0	0	0	0	0	0	0	0	0	0	—
7	Luke McCrady	1	0	0	0	0	.000	E	1-2	1	0	0	0	0	0	0	0	0	0	0	0	0	0	0	—
23	Winter Wallace	15	0	0	0	11	.000	-3	3-6	3	0	0	0	0	0	0	0	0	0	0	0	0	0	0	—
24	Nicholas Wolfenberg	3	0	0	0	1	.000	+2	0-0	0	0	0	0	0	0	0	0	0	0	0	0	3	0	0	—
29	Parker Murray	2	0	0	0	4	.000	E	0-0	0	0	0	0	0	0	0	0	0	0	0	0	1	0	0	—
30	Alexis Cournoyer	19	0	0	0	0	.000	E	0-0	0	0	0	0	0	0	0	0	0	0	0	0	0	0	0	—
33	Remington Keopple	4	0	0	0	0	.000	E	0-0	0	0	0	0	0	0	0	0	0	0	0	0	0	0	0	—
TEAM		0-0																							
TOTALS		23	80	137	217	682	.117	+155	98-234	92	2	4	19	4	12	17	0	1	1	0	3	261	0	0	—
OPPONENTS		23	44	68	112	539	.082	-163	100-216	98	0	2	15	0	10	6	0	1	0	0	5	301	0	0	—

#	PLAYER	GP-GS	MIN	GA	GAA	SV	SV%	W	L	T	SHO	PPG	SHG	ENG
30	Alexis Cournoyer	19-19	1132:42	36	1.91	423	.922	14	5	0	0	10	0	0
33	Remington Keopple	4-4	273:31	8	2.02	72	.900	3	1	0	0	5	0	0
EMPTY NET			11:32	0	—	—	—	—	—	—	—	0	0	0
TOTALS		23	1381:45	44	1.91	495	.918	17	6	0	0	15	0	0
OPPONENTS		23	1381:45	80	3.69	602	.876	6	17	0	0	19	4	5

FACEOFFS

POWER-PLAY SCORING

PERIOD-BY-PERIOD STATS

#	PLAYER	W	L	PCT
10	Jake Kraft	10	5	.667
38	Jonathan Castagna	293	157	.651
19	Connor Arseneault	9	7	.563
15	Tyler Catalano	102	81	.557
14	Ryan Walsh	218	183	.544
23	Winter Wallace	2	2	.500
8	Luke Devlin	1	1	.500
18	Gio DiGiulian	104	112	.481
9	Charlie Major	48	53	.475
28	Nick DeSantis	5	8	.385
22	Chase Pirtle	1	2	.333
17	Aiden Long	3	18	.143
12	Caton Ryan	0	4	.000
21	Reegan Hiscock	0	1	.000
TOTALS		796	634	.557
OPPONENTS		634	796	.443

#	PLAYER	G	A	PTS	SH	SH%
4	Xavier Veilleux	5	6	11	16	.313
9	Charlie Major	3	5	8	9	.333
14	Ryan Walsh	3	5	8	8	.375
38	Jonathan Castagna	2	5	7	20	.100
12	Caton Ryan	2	3	5	7	.286
6	George Fegaras	0	5	5	9	.000
18	Gio DiGiulian	2	2	4	5	.400
22	Chase Pirtle	1	3	4	2	.500
5	Hoyt Stanley	0	4	4	6	.000
10	Jake Kraft	1	0	1	1	1.000

SHORT-HANDED SCORING

#	PLAYER	G	A	PTS	SH	SH%
38	Jonathan Castagna	3	1	4	7	.429
6	George Fegaras	0	2	2	0	.000
10	Jake Kraft	1	0	1	7	.143
17	Aiden Long	0	1	1	0	.000
27	Luke Ashton	0	1	1	0	.000

GOALS	1ST	2ND	3RD	OT	TOTAL
Cornell	22	27	30	1	80
Opponents	17	11	15	1	44
Difference	+5	+16	+15	0	+36
SHOTS	1ST	2ND	3RD	OT	TOTAL
Cornell	230	242	209	1	682
Opponents	169	159	210	1	539
Difference	+61	+83	-1	0	+143
SAVES	1ST	2ND	3RD	OT	TOTAL
Cornell	152	148	195	0	495
Opponents	208	215	179	0	602
Difference	-56	-67	+16	0	-107

2025-26 ECAC HOCKEY STATISTICS

Overall **17-6-0** Home **12-2-0** Away **5-3-0** Neutral **0-1-0** ECAC Hockey **12-4-0**

#	PLAYER	GP	G	A	PTS	SH	SH%	+/-	PN-MIN	MIN	MAJ	OTH	PPG	SHG	FG	GWG	GTG	OTG	HT	PN	UA	BLK	SHOOTOUTS		
																							G	ATT	PCT
38	Jonathan Castagna	16	10	10	20	55	.182	+13	4-19	2	1	1	2	2	0	0	0	0	1	0	0	17	0	0	—
4	Xavier Veilleux	16	2	13	15	27	.074	+8	3-6	3	0	0	2	0	0	0	0	0	0	0	0	17	0	0	—
9	Charlie Major	14	5	8	13	38	.132	+1	0-0	0	0	0	2	0	0	3	0	0	0	0	1	6	0	0	—
12	Caton Ryan	16	6	6	12	28	.214	+10	4-8	4	0	0	1	0	1	0	0	0	0	0	0	3	0	0	—
14	Ryan Walsh	15	3	9	12	31	.097	+3	8-27	6	1	1	1	0	1	0	0	0	0	0	0	8	0	0	—
10	Jake Kraft	16	6	5	11	41	.146	+5	2-4	2	0	0	1	1	2	2	0	1	0	0	0	9	0	0	—
17	Aiden Long	16	3	7	10	35	.086	+12	7-14	7	0	0	0	0	0	0	0	0	0	0	0	10	0	0	—
6	George Fegaras	16	2	7	9	39	.051	+9	8-16	8	0	0	0	0	0	1	0	0	0	0	0	21	0	0	—
18	Gio DiGiulian	16	6	2	8	22	.273	+6	8-24	7	0	1	1	0	2	3	0	0	0	0	0	5	0	0	—
22	Chase Pirtle	12	2	3	5	9	.222	+4	2-4	2	0	0	1	0	0	0	0	0	0	0	0	1	0	0	—
5	Hoyt Stanley	16	1	4	5	26	.038	+4	4-8	4	0	0	0	0	0	1	0	0	0	0	0	16	0	0	—
27	Luke Ashton	16	0	5	5	19	.000	+9	2-4	2	0	0	0	0	0	0	0	0	0	0	0	17	0	0	—
28	Nick DeSantis	16	2	2	4	12	.167	+8	4-8	4	0	0	0	0	1	1	0	0	0	0	0	7	0	0	—
8	Luke Devlin	12	3	0	3	13	.231	E	3-6	3	0	0	0	0	0	1	0	0	0	0	0	6	0	0	—
21	Reegan Hiscock	16	2	1	3	21	.095	-1	5-18	4	0	1	0	0	0	0	0	0	0	0	0	5	0	0	—
3	Jack O'Brien	16	0	3	3	10	.000	+4	2-4	2	0	0	0	0	0	0	0	0	0	0	0	13	0	0	—
16	Michael Fisher	15	0	3	3	16	.000	+4	2-4	2	0	0	0	0	0	0	0	0	0	0	0	9	0	0	—
19	Connor Arseneault	7	0	2	2	2	.000	+2	2-4	2	0	0	0	0	0	0	0	0	0	0	0	1	0	0	—
15	Tyler Catalano	16	1	0	1	12	.083	+3	1-2	1	0	0	0	0	0	0	0	0	0	0	1	5	0	0	—
26	Donovan Hamilton	2	0	1	1	1	.000	+1	0-0	0	0	0	0	0	0	0	0	0	0	0	0	0	0	0	—
2	Hudson Gorski	2	0	0	0	0	.000	+3	1-2	1	0	0	0	0	0	0	0	0	0	0	0	0	0	0	—
23	Winter Wallace	12	0	0	0	10	.000	-3	3-6	3	0	0	0	0	0	0	0	0	0	0	0	0	0	0	—
24	Nicholas Wolfenberg	3	0	0	0	1	.000	+2	0-0	0	0	0	0	0	0	0	0	0	0	0	0	3	0	0	—
29	Parker Murray	2	0	0	0	4	.000	E	0-0	0	0	0	0	0	0	0	0	0	0	0	0	1	0	0	—
30	Alexis Cournoyer	15	0	0	0	0	.000	E	0-0	0	0	0	0	0	0	0	0	0	0	0	0	0	0	0	—
33	Remington Keopple	1	0	0	0	0	.000	E	0-0	0	0	0	0	0	0	0	0	0	0	0	0	0	0	0	—
TEAM									0-0																
TOTALS		16	54	91	145	472	.114	+107	75-188	69	2	4	11	3	7	12	0	1	1	0	2	180	0	0	.000
OPPONENTS		16	30	45	75	390	.077	-110	68-152	66	0	2	9	0	8	4	0	1	0	0	4	214	0	0	.000

#	PLAYER	GP-GS	MIN	GA	GAA	SV	SV%	W	L	T	SHO	PPG	SHG	ENG
30	Alexis Cournoyer	15-15	895:12	28	1.88	342	.924	11	4	0	0	7	0	0
33	Remington Keopple	1-1	59:07	2	2.03	18	.900	1	0	0	0	2	0	0
EMPTY NET			7:26	0	—	—	—	—	—	—	—	0	0	0
TOTALS		16	961:45	30	1.87	360	.923	12	4	0	0	9	0	0
OPPONENTS		16	961:45	54	3.37	418	.886	4	12	0	0	11	3	2

FACEOFFS

POWER-PLAY SCORING

PERIOD-BY-PERIOD STATS

#	PLAYER	W	L	PCT
23	Winter Wallace	2	1	.667
38	Jonathan Castagna	196	108	.645
10	Jake Kraft	7	4	.636
19	Connor Arseneault	8	5	.615
14	Ryan Walsh	153	123	.554
15	Tyler Catalano	65	63	.508
9	Charlie Major	43	45	.489
18	Gio DiGiulian	64	76	.457
28	Nick DeSantis	2	6	.250
17	Aiden Long	1	9	.100
12	Caton Ryan	0	2	.000
8	Luke Devlin	0	1	.000
21	Reegan Hiscock	0	1	.000
22	Chase Pirtle	0	1	.000
TOTALS		541	445	.549
OPPONENTS		445	541	.451

#	PLAYER	G	A	PTS	SH	SH%
4	Xavier Veilleux	2	4	6	9	.222
38	Jonathan Castagna	2	4	6	16	.125
9	Charlie Major	2	3	5	3	.667
12	Caton Ryan	1	2	3	2	.500
14	Ryan Walsh	1	2	3	4	.250
18	Gio DiGiulian	1	2	3	2	.500
6	George Fegaras	0	3	3	7	.000
22	Chase Pirtle	1	1	2	2	.500
10	Jake Kraft	1	0	1	1	1.000
5	Hoyt Stanley	0	1	1	6	.000
SHORT-HANDED SCORING						
#	PLAYER	G	A	PTS	SH	SH%
38	Jonathan Castagna	2	1	3	6	.333
10	Jake Kraft	1	0	1	7	.143
6	George Fegaras	0	1	1	0	.000
17	Aiden Long	0	1	1	0	.000
27	Luke Ashton	0	1	1	0	.000

GOALS	1ST	2ND	3RD	OT	TOTAL
Cornell	13	22	18	1	54
Opponents	10	7	12	1	30
Difference	+3	+15	+6	0	+24
SHOTS	1ST	2ND	3RD	OT	TOTAL
Cornell	158	173	140	1	472
Opponents	116	116	157	1	390
Difference	+42	+57	-17	0	+82
SAVES	1ST	2ND	3RD	OT	TOTAL
Cornell	106	109	145	0	360
Opponents	145	151	122	0	418
Difference	-39	-42	+23	0	-58

2025-26 GAME-BY-GAME SUMMARY

* - Shootout Win, ** - Shootout Loss, + - Sellout												
DATE	OPPONENT	W-L-T	OVERALL RECORD	ECAC RECORD	GF-GA	SCORERS	W GOAL	PP	PK	SF-SA	W-L Gltdr.	Att.
10/31	at UMass	L	0-1-0	0-0-0	1-2	18	11	0-3	0-2	28-16	30 / 33	3081
11/1	at UMass	W	1-1-0	0-0-0	3-1	18, 9p, 4p	9	2-4	1-1	28-34	30 / 30	3619
11/7	at Harvard	W	2-1-0	1-0-0	3-1	38, 18, 38s	18	0-4	4-4	34-31	30 / 31	3095+
11/8	at Dartmouth	L	2-2-0	1-1-0	1-2	21	12	0-4	3-4	24-26	70 / 30	2523
11/14	Brown	W	3-2-0	2-1-0	4-1	12p, 18, 12, 14	18	1-3	4-4	28-25	30 / 35	4267+
11/15	Yale	W	4-2-0	3-1-0	5-2	14p, 21, 28, 14, 12	28	1-2	3-3	26-29	30 / 1	4267+
11/21	Union	W	5-2-0	4-1-0	2-1	4p, 9	9	1-2	2-3	23-19	30 / 31	3230
11/22	RPI	W	6-2-0	5-1-0	6-1	10, 8, 8, 38p, 9, 38s	8	1-2	3-3	28-24	30 / 30	3760
11/29	vs. Boston Univ.	L	6-3-0	5-1-0	1-2	21	34	0-4	2-3	29-17	40 / 30	17478
12/5	at Clarkson	L	6-4-0	5-2-0	1-4	38p	10	1-3	6-6	33-29	30 / 30	2285
12/6	at St. Lawrence	W	7-4-0	6-2-0	7-2	28, 15, 9p, 38, 12, 22, 10p	9	2-4	3-5	33-20	33 / 31	734
1/2	Omaha	W	8-4-0	6-2-0	6-4	6, 4p, 17, 18, 21, 17	21	2-5	1-2	43-18	30 / 73	1982
1/3	Omaha	W	9-4-0	6-2-0	3-2	21, 17, 38	38	0-2	4-5	25-27	33 / 73	1948
1/9	Alaska	W	10-4-0	6-2-0	7-1	17, 22, 4p, 27, 14p, 12p, 12	22	3-6	3-4	33-20	30 / 32	2108
1/10	Alaska	W	11-4-0	6-2-0	5-2	14p, 9, 38, 14, 38s	38	1-3	2-2	24-17	33 / 32	2874
1/16	Princeton	W	12-4-0	7-2-0	2-1	22p, 5	5	1-4	3-3	28-23	30 / 1	3473
1/17	Quinnipiac	L	12-5-0	7-3-0	1-4	8	19	0-2	3-4	21-27	33 / 30	3643
1/23	Dartmouth	W	13-5-0	8-3-0	2-1	10s, 10	10	0-3	2-2	31-16	30 / 70	4267+
1/24	Harvard	W	14-5-0	9-3-0	4-1	10, 6, 17, 38	6	0-3	3-3	27-18	30 / 31	4267+
1/30	at Yale	W	15-5-0	10-3-0	5-2	18, 38, 10, 12/38, 38	10	0-2	3-4	42-17	30 / 31	2225
1/31	at Brown	W	16-5-0	11-3-0	4-2	17, 18, 18, 4p	18	1-4	3-4	33-29	30 / 35	1422
2/6	at Colgate	W	17-5-0	12-3-0	5-2	12, 17, 9p, 9, 6	9	1-3	2-2	31-32	30 / 1	2222+
2/7	Colgate	L	17-6-0	12-4-0	2-3	18, 12	9	1-8	2-4	33-22	37 / 30	4267+
2/13	at RPI											
2/14	at Union											
2/20	at Quinnipiac											
2/21	at Princeton											
2/27	St. Lawrence											
2/28	Clarkson											

2025-26 PERIOD-BY-PERIOD COMPARISONS

DATE		OPPONENT		GOALS																SHOTS															
				TOTAL				CU BY PERIOD				OPP BY PERIOD				+/- BY PERIOD				TOTAL				CU BY PERIOD				OPP BY PERIOD				+/- BY PERIOD			
				CU	OPP	+/-		1	2	3	OT	1	2	3	OT	1	2	3	OT	CU	OPP	+/-		1	2	3	OT	1	2	3	OT	1	2	3	OT
10/31	at UMass	1	2	-1		1	0	0	—	1	0	1	—	0	0	-1	—	28	16	+12		6	11	11	—	4	7	5	—	+2	+4	+6	—		
11/1	at UMass	3	1	+2		1	1	1	—	1	0	0	—	0	+1	+1	—	28	34	-6		8	10	10	—	16	9	9	—	-8	+1	+1	—		
11/7	at Harvard	3	1	+2		1	0	2	—	1	0	0	—	0	0	+2	—	34	31	+3		12	11	11	—	2	17	12	—	+10	-6	-1	—		
11/8	at Dartmouth	1	2	-1		0	1	0	—	1	1	0	—	-1	0	0	—	24	26	-2		7	6	11	—	6	11	9	—	+1	-5	+2	—		
11/14	Brown	4	1	+3		1	1	2	—	0	0	1	—	+1	+1	+1	—	25	28	-3		8	8	9	—	7	7	14	—	+1	+1	-5	—		
11/15	Yale	5	2	+3		0	4	1	—	0	1	1	—	0	+3	0	—	26	29	-3		9	10	7	—	10	5	14	—	-1	+5	-7	—		
11/21	Union	2	1	+1		1	1	0	—	1	0	0	—	0	+1	0	—	23	19	+4		9	7	7	—	10	4	5	—	-1	+3	+2	—		
11/22	RPI	6	1	+5		2	2	2	—	1	0	0	—	+1	+2	+2	—	28	24	+4		7	14	7	—	11	3	10	—	-4	+11	-3	—		
11/29	vs. Boston Univ.	1	2	-1		0	1	0	—	1	0	1	—	-1	+1	-1	—	29	17	+12		11	12	6	—	6	6	5	—	+5	+6	+1	—		
12/5	at Clarkson	1	4	-3		1	0	0	—	1	0	3	—	0	0	-3	—	33	29	+4		8	14	11	—	9	8	12	—	-1	+6	-1	—		
12/6	at St. Lawrence	7	2	+5		2	2	3	—	0	2	0	—	+2	0	+3	—	33	20	+13		18	7	8	—	4	11	5	—	+14	-4	+3	—		
1/2	Omaha	6	4	+2		3	0	3	—	2	2	0	—	+1	-2	+3	—	43	18	+25		14	10	19	—	7	6	5	—	+7	+4	+14	—		
1/3	Omaha	3	2	+1		2	0	1	—	1	1	0	—	+1	-1	+1	—	25	27	-2		14	7	4	—	6	9	12	—	+8	-2	-8	—		
1/9	Alaska	7	1	+6		1	2	4	—	1	0	0	—	0	+2	+4	—	33	20	+13		9	13	11	—	9	3	8	—	-1	+10	+3	—		
1/10	Alaska	5	2	+3		1	1	3	—	0	1	1	—	+1	0	+2	—	24	17	+7		10	6	8	—	5	3	9	—	+5	+3	-1	—		
1/16	Princeton	2	1	+1		0	1	1	—	1	0	0	—	-1	+1	+1	—	28	23	+5		5	17	6	—	11	5	7	—	-6	+12	-1	—		
1/17	Quinnipiac	1	4	-3		0	0	1	—	1	0	3	—	-1	0	-2	—	21	27	-6		6	9	6	—	9	6	12	—	-3	+3	-6	—		
1/23	Dartmouth	2	1	+1		0	1	0	1	1	0	0	0	-1	+1	0	+1	31	16	+15		8	12	10	1	4	6	6	0	+4	+6	+4	+1		
1/24	Harvard	4	1	+3		0	3	1	—	0	0	1	—	0	+3	0	—	27	18	+9		9	12	6	—	9	4	5	—	0	+8	+1	—		
1/30	at Yale	5	2	+3		2	2	1	—	0	1	1	—	+2	+1	0	—	42	17	+25	19	9	14	—	5	7	5	—	+14	+2	+9	—			
1/31	at Brown	4	2	+2		1	2	1	—	1	0	1	—	0	+2	0	—	33	29	+4		12	17	4	—	6	10	13	—	+6	+7	-9	—		
2/6	at Colgate	5	2	+3		2	1	2	—	1	0	1	—	+1	+1	+1	—	31	32	-1		10	8	13	—	6	7	19	—	+4	+1	-6	—		
2/7	Colgate	2	3	-1		1	0	1	0	0	2	0	1	+1	-2	+1	-1	33	22	+11		11	12	10	0	7	5	9	1	+4	+7	+1	-1		
2/13	at RPI																																		
2/14	at Union																																		
2/20	at Quinnipiac																																		
2/21	at Princeton																																		
2/27	St. Lawrence																																		
2/28	Clarkson																																		



2025-26 GAME-BY-GAME SCORING BREAKDOWN

Skaters: Goals-Assists (Game-Winning), Shots / (+/-)      Goaltenders: Goals Allowed/Shots, Decision, Minutes Played

Date	Opponent	GORSKI # 2	O'BRIEN # 3	VEILLEUX # 4	STANLEY # 5	FEGARAS # 6	McCRADY # 7	DEVLIN # 8
10/31	at UMass	DND	0-1, 1/+1	0-0, 1/0	0-0, 1/0	0-0, 2/0	DND	0-0, 4/+1
11/1	at UMass	DND	0-0, 0/+1	1-0, 2/0	0-0, 1/-1	0-0, 3/-1	DND	0-1, 1/+1
11/7	at Harvard	DND	0-0, 0/+1	0-0, 2/0	0-1, 3/+1	0-0, 1/+1	DND	0-0, 2/0
11/8	at Dartmouth	DND	0-0, 0/0	0-0, 1/0	0-0, 3/0	0-1, 2/0	DND	0-0, 0/0
11/14	Brown	DND	0-0, 2/+1	0-1, 1/+1	0-0, 1/0	0-2, 1/+1	DND	0-0, 1/0
11/15	Yale	DND	0-1, 1/+1	0-0, 2/0	0-0, 2/0	0-1, 2/+1	DND	0-0, 0/0
11/21	Union	DND	0-0, 1/+1	1-0, 5/0	0-1, 0/0	0-0, 3/0	DND	0-0, 1/0
11/22	RPI	0-0, 0/+2	0-0, 0/0	0/1, 1/0	0-0, 1/0	0-1, 1/+3	DND	2-0 (W), 4/+3
11/29	vs. Boston U.	DND	0-0, 1/+1	0-0, 3/-1	0-0, 3/-1	0-0, 4/0	DND	0-0, 2/0
12/5	at Clarkson	DND	0-0, 0/-1	0-1, 4/-2	0-0, 1/-2	0-0, 4/-1	DND	0-0, 1/-3
12/6	at St. Lawrence	DND	0-2, 3/+1	0-2, 1/+2	0-0, 0/+1	0-0, 1/+2	DND	0-0, 0/0
1/2	Omaha	DND	0-0, 0/+1	1-1, 5/-2	0-0, 1/-2	1-1, 6/+1	DND	0-0, 2/-1
1/3	Omaha	DND	0-0, 1/+2	0-0, 0/+1	0-1, 2/+1	0-0, 4/-1	0-0, 0/0	0-0, 1/+1
1/9	Alaska	DND	0-1, 1/+1	1-1, 2/+1	0-3, 1/+1	0-1, 1/+2	DND	0-0, 2/0
1/10	Alaska	0-0, 0/0	0-0, 0/0	0-1, 1/0	0-2, 0/+1	0-1, 1/+2	DND	0-1, 5/+1
1/16	Princeton	DND	0-0, 1/0	0-1, 2/+1	1-0 (W), 2/+1	0-0, 1/-1	DND	0-0, 1/0
1/17	Quinnipiac	DND	0-0, 0/0	0-0, 0/-2	0-0, 0/-2	0-0, 0/0	DND	1-0, 1/0
1/23	Dartmouth	DND	0-0, 1/-1	0-1, 2/+1	0-0, 0/0	0-1, 4/+1	DND	0-0, 0/0
1/24	Harvard	DND	0-0, 0/+1	0-1, 1/+2	0-0, 3/+1	1-0 (W), 2/0	DND	0-0, 2/0
1/30	at Yale	DND	0-0, 0/0	0-0, 0/+2	0-1, 2/+2	0-0, 6/+2	DND	DND
1/31	at Brown	DND	0-0, 1/0	1-2, 2/+2	0-0, 3/+2	0-0, 4/-1	DND	DND
2/6	at Colgate	DND	0-0, 0/0	0-3, 1/+1	0-1, 2/+1	1-0, 7/+1	DND	DND
2/7	Colgate	0-0, 0/+1	0-0, 0/0	0-0, 2/0	0-0, 3/-1	0-1, 0/0	DND	DND

Date	Opponent	MAJOR # 9	KRAFT # 10	DONALDSON # 11	RYAN # 12	MOSKO # 13	WALSH # 14	CATALANO # 15
10/31	at UMass	0-0, 4/0	0-0, 2/0	DND	0-0, 4/0	DND	0-0, 3/0	0-0, 0/0
11/1	at UMass	1-1 (W), 6/-1	0-0, 0/0	DND	0-1, 4/0	DND	0-2, 1/0	0-0, 0/0
11/7	at Harvard	0-1, 4/0	0-0, 2/0	DND	0-1, 2/+1	DND	0-0, 3/0	0-0, 1/0
11/8	at Dartmouth	0-0, 1/0	0-0, 2/-1	DND	0-0, 1/-1	DND	0-0, 1/-1	0-0, 0/+1
11/14	Brown	DND	0-0, 1/-1	DND	2-0, 4/+2	DND	1-0, 2/+1	0-0, 1/0
11/15	Yale	DND	0-1, 4/+1	DND	1-1, 1/+1	DND	2-0, 4/+1	0-0, 0/-1
11/21	Union	1-0 (W), 3/+1	0-0, 0/+1	DND	0-0, 0/0	DND	0-0, 0/+1	0-0, 1/0
11/22	RPI	1-2, 2/+3	1-0, 3/+2	DND	0-0, 0/0	DND	0-5, 4/+4	0-0, 1/-1
11/29	vs. Boston U.	0-1, 5/+1	0-0, 1/0	DND	0-0, 1/-1	DND	0-1, 1/+1	0-0, 0/0
12/5	at Clarkson	0-1, 3/-3	0-0, 2/0	DND	0-0, 3/-1	DND	0-0, 2/-3	0-0, 0/0
12/6	at St. Lawrence	1-1, 3/0	1-0, 2/0	DND	1-1, 2/+3	DND	0-1, 1/0	1-0, 2/+2
1/2	Omaha	0-0, 3/-1	0-0, 2/0	DND	0-1, 2/+2	DND	0-2, 3/0	0-0, 0/-1
1/3	Omaha	0-0, 4/0	0-1, 0/0	DND	0-2, 3/+2	DND	0-0, 1/0	0-0, 0/-1
1/9	Alaska	0-1, 2/0	0-0, 0/0	DND	2-2, 4/+3	DND	1-0, 4/0	0-1, 2/+1
1/10	Alaska	1-0, 1/+1	0-0, 3/+3	DND	0-1, 2/0	DND	2-1, 3/+1	0-0, 0/0
1/16	Princeton	0-0, 2/0	0-0, 5/0	DND	0-1, 0/-1	DND	0-0, 2/0	0-0, 0/+1
1/17	Quinnipiac	0-0, 3/-1	0-0, 2/-1	DND	0-0, 4/-1	DND	0-0, 0/-2	0-0, 0/+1
1/23	Dartmouth	0-0, 3/0	2-0 (W), 3/+1	DND	0-0, 3/0	DND	0-0, 5/0	0-0, 0/0
1/24	Harvard	0-0, 3/0	1-0, 2/0	DND	0-0, 1/+2	DND	0-1, 1/0	0-0, 1/0
1/30	at Yale	0-0, 1/-1	1-1 (W), 6/+1	DND	0-1, 3/+2	DND	0-2, 5/+1	0-0, 0/0
1/31	at Brown	0-1, 1/0	0-2, 3/+2	DND	0-0, 2/+1	DND	0-0, 0/+2	0-0, 0/-1
2/6	at Colgate	2-1, 6/+2	0-1, 1/+1	DND	1-0, 1/+1	DND	0-0, 1/-1	0-0, 2/+1
2/7	Colgate	0-1, 3/0	0-0, 3/-1	DND	1-1, 2/+1	DND	DND	0-0, 3/0

NOTE: SHADED DENOTES MULTI-GAME POINT STREAK

2025-26 GAME-BY-GAME SCORING BREAKDOWN

Skaters: Goals-Assists (Game-Winning), Shots / (+/-)      Goaltenders: Goals Allowed/Shots, Decision, Minutes Played

Date	Opponent	FISHER # 16	LONG # 17	DiGIULIAN # 18	ARSENEAULT # 19	HISCOCK # 21	PIRTLE # 22	WALLACE # 23
10/31	at UMass	0-1, 1/+1	0-0, 0/0	1-0, 1/+1	DND	0-0, 0/0	0-0, 2/0	DND
11/1	at UMass	0-0, 2/+1	0-0, 2/-1	1-0, 1/0	0-0, 2/0	0-0, 0/0	DND	0-0, 0/0
11/7	at Harvard	0-0, 1/0	0-1, 1/+1	1-0 (W), 2/+1	DND	0-0, 0/0	0-0, 0/0	0-0, 1/0
11/8	at Dartmouth	0-0, 1/0	0-0, 4/0	0-0, 1/0	0-1, 0/+1	1-0, 1/+1	DND	0-0, 1/0
11/14	Brown	0-1, 1/+1	0-0, 0/+1	1-1 (W), 1/+2	0-0, 0/0	0-0, 2/-1	0-1, 1/+1	0-0, 1/0
11/15	Yale	0-1, 0/+1	0-1, 3/0	0-0, 1/+1	0-1, 0/+1	1-0, 2/+1	0-1, 0/0	0-0, 1/-1
11/21	Union	0-0, 3/+1	0-0, 1/0	0-0, 0/0	0-0, 0/0	0-0, 0/0	DND	0-0, 1/0
11/22	RPI	0-0, 0/0	0-1, 1/+1	0-0, 1/0	DND	0-0, 1/-1	DND	0-0, 2/-1
11/29	vs. Boston U.	0-0, 0/+1	0-0, 3/0	0-0, 1/-1	DND	1-0, 2/0	0-0, 0/0	0-0, 0/0
12/5	at Clarkson	0-0, 1/-1	0-0, 2/-1	0-0, 1/0	0-0, 0/0	0-0, 3/0	DND	0-0, 0/0
12/6	at St. Lawrence	0-0, 2/+1	0-1, 2/+4	0-0, 1/0	DND	0-0, 1/0	1-1, 2/+2	DND
1/2	Omaha	0-0, 0/+1	2-0, 4/+3	1-1, 2/0	0-0, 2/0	1-0 (W), 3/0	0-1, 1/-1	DND
1/3	Omaha	0-0, 0/+2	1-1, 2/+1	0-1, 2/+1	0-0, 0/0	1-0, 1/-1	DND	DND
1/9	Alaska	0-1, 3/+1	1-0, 2/+3	0-0, 0/0	DND	0-0, 0/0	1-1 (W), 1/+1	0-0, 1/0
1/10	Alaska	0-0, 0/-1	0-0, 1/0	0-0, 1/0	DND	0-0, 0/0	0-0, 2/-1	DND
1/16	Princeton	0-0, 0/0	0-0, 3/-1	0-1, 2/0	DND	0-0, 1/0	1-0, 3/+1	DND
1/17	Quinnipiac	0-1, 1/0	0-0, 4/-1	0-0, 1/-1	DND	0-0, 1/-1	0-0, 0/0	0-0, 0/0
1/23	Dartmouth	0-0, 2/-1	0-0, 1/0	0-0, 1/-1	DND	0-0, 0/0	0-0, 0/0	0-0, 1/0
1/24	Harvard	0-0, 0/+2	1-1, 4/+3	0-0, 0/+1	DND	0-1, 2/0	0-0, 0/0	0-0, 0/0
1/30	at Yale	0-0, 4/0	0-2, 2/+3	1-0, 3/+2	0-0, 2/0	0-0, 1/0	0-0, 0/0	0-0, 0/0
1/31	at Brown	DND	1-0, 1/+1	2-0, 4/+1	DND	0-0, 2/0	0-0, 0/0	0-0, 2/-1
2/6	at Colgate	0-0, 0/0	1-0, 3/+1	0-0, 1/-1	DND	0-0, 0/0	0-0, 0/0	DND
2/7	Colgate	0-0, 0/0	0-0, 3/0	1-0, 2/+1	0-0, 0/0	0-0, 4/0	0-0, 3/0	DND
Date	Opponent	WOLFENBERG # 24	HAMILTON # 26	ASHTON # 27	DeSANTIS # 28	MURRAY # 29	CASTAGNA # 38	COURNOYER # 30
10/31	at UMass	DND	0-0, 0/0	0-0, 0/0	0-0, 0/+1	DND	0-0, 2/0	DNP
11/1	at UMass	DND	DND	0-0, 2/0	0-0, 0/+1	DND	0-0, 1/0	1/34 W 59:40
11/7	at Harvard	DND	DND	0-1, 2/+1	0-0, 2/+1	DND	2-0, 5/+1	1/31 W 60:00
11/8	at Dartmouth	DND	DND	0-0, 1/0	0-0, 1/0	DND	0-0, 3/0	2/26 L 57:48
11/14	Brown	DND	DND	0-1, 2/0	0-0, 1/+2	DND	0-0, 2/-1	1/28 W 59:21
11/15	Yale	DND	DND	0-0, 2/+1	1-0 (W), 1/+1	DND	0-1, 0/+1	2/29 W 59:54
11/21	Union	DND	DND	0-0, 0/0	0-0, 2/0	DND	0-1, 2/0	1/19 W 60:00
11/22	RPI	DND	DND	0-1, 1/+3	0-0, 0/0	DND	2-0, 5/+1	1/24 W 60:00
11/29	vs. Boston U.	DND	DND	0-0, 1/0	0-0, 0/0	DND	0-0, 1/0	2/17 L 58:05
12/5	at Clarkson	DND	DND	0-0, 3/-1	0-0, 0/0	DND	1-0, 3/-1	4/29 L 57:04
12/6	at St. Lawrence	0-0, 0/+1	DND	0-0, 2/+2	1-1, 2/+1	DND	1-2, 6/+3	DNP
1/2	Omaha	DND	DND	0-1, 2/+2	0-0, 1/0	DND	0-2, 4/+3	4/18 W 59:45
1/3	Omaha	DND	DND	0-0, 1/-1	0-0, 1/0	DND	1-0 (W), 2/+2	DNP
1/9	Alaska	DND	DND	1-0, 1/+2	0-0, 2/+1	DND	0-2, 3/+3	1/20 W 60:00
1/10	Alaska	DND	DND	0-0, 1/+2	0-0, 0/0	DND	2-0 (W), 3/0	DNP
1/16	Princeton	DND	0-0, 0/0	0-0, 0/-1	0-0, 1/+1	DND	0-0, 2/-1	1/23 W 59:59
1/17	Quinnipiac	DND	DND	0-0, 1/0	0-1, 0/+1	DND	0-0, 3/0	4/27 L 60:00
1/23	Dartmouth	DND	DND	0-0, 0/+1	0-0, 0/0	DND	0-1, 5/+1	1/16 W 60:34
1/24	Harvard	DND	DND	0-0, 0/0	0-0, 2/+1	DND	1-1, 3/+3	1/18 W 60:00
1/30	at Yale	DND	DND	0-1, 3/+2	0-0, 0/+1	DND	3-0, 4/+3	2/17 W 60:00
1/31	at Brown	0-0, 1/+1	0-1, 1/+1	0-0, 1/0	0-0, 0/-1	DND	0-2, 5/+1	2/29 W 59:25
2/6	at Colgate	0-0, 0/0	DND	0-0, 0/+1	0-0, 0/0	0-0, 2/0	0-2, 4/+2	2/32 W 60:00
2/7	Colgate	DND	DND	0-1, 1/0	0-0, 0/0	0-0, 2/0	0-0, 2/0	3/22 L 61:07
NOTE: SHADED DENOTES MULTI-GAME POINT STREAK								

2025-26 GAME-BY-GAME SCORING BREAKDOWN

Skaters: Goals-Assists (Game-Winning), Shots / (+/-) Goaltenders: Goals Allowed/Shots, Decision, Minutes Played

Date	Opponent	KEOPPLE # 33	KATZ # 37	ROEST # 40
10/31	at UMass	2/16 L 58:32	DNP	DND
11/1	at UMass	DNP	DND	DNP
11/7	at Harvard	DNP	DND	DND
11/8	at Dartmouth	DNP	DND	DND
11/14	Brown	DNP	DND	DNP
11/15	Yale	DNP	DND	DNP
11/21	Union	DNP	DND	DNP
11/22	RPI	DNP	DND	DNP
11/29	vs. Boston U.	DNP	DND	DNP
12/5	at Clarkson	DNP	DND	DND
12/6	at St. Lawrence	2/20 W 59:07	DND	DND
1/2	Omaha	DNP	DND	DNP
1/3	Omaha	2/27 W 60:00	DND	DNP
1/9	Alaska	DNP	DND	DNP
1/10	Alaska	2/17 W 59:52	DND	DNP
1/16	Princeton	DNP	DND	DNP
1/17	Quinnipiac	DNP	DND	DNP
1/23	Dartmouth	DNP	DND	DNP
1/24	Harvard	DNP	DND	DNP
1/30	at Yale	DNP	DND	DND
1/31	at Brown	DNP	DND	DND
2/6	at Colgate	DNP	DND	DND
2/7	Colgate	DNP	DND	DNP

ACTIVE GOAL STREAKS

Caton Ryan (2 games / 2 goals)

ACTIVE ASSIST STREAKS

Charlie Major (3 games / 3 assists)

ACTIVE POINT STREAKS

Charlie Major (3 games / 2-3—5)  
George Fegaras (2 games / 1-1—2)  
Caton Ryan (2 games / 2-1—3)



## 2025-26 SPECIAL TEAMS GAME-BY-GAME BREAKDOWN

### Key:

○ 5-on-4 killed; ● 5-on-4 goal; □ 4-on-3 killed; ■ 4-on-3 goal; ◎ 5-on-4 major penalty killed; ⦿ 5-on-4 major penalty goal; ▣ 4-on-3 major penalty goal;  
 ② 5-on-3 killed; ② 5-on-3 goal; ◇ 4-on-3 then 5-on-4 killed; ◆ 5-on-4 goal after 4-on-3 killed; Ⓢ shorthanded goal; ▤ 4-on-3 major penalty killed

Date	Opponent	1st Per. PPs	2nd Per. PPs	3rd Per. PPs	OT PPs	1st Per. PKs	2nd Per. PKs	3rd Per. PKs	OT PKs
10/31	at UMass	○	○	○		●		●	
11/1	at UMass		●	②○○		○			
11/7	at Harvard	○○○	○			○	○○	Ⓢ	
11/8	at Dartmouth	○	○	○○		●	○○○		
11/14	Brown	●	○	○			○○	○○	
11/15	Yale		○●				○○	○	
11/21	Union	●		○		●	○	○	
11/22	RPI		○●			○		○Ⓢ	
11/29	vs. Boston University	○		○○○		●○		○	
12/5	at Clarkson	●	○	○		○	◇○○	○○	
12/6	at St. Lawrence	○	●	○●			●●●○	○	
1/2	Omaha	●	○○◇○	●		○	●		
1/3	Omaha	○	○			●○	○○	○	
1/9	Alaska		②○	②②○○		●	○○	○	
1/10	Alaska	●	○○					○Ⓢ	
1/16	Princeton	○	○●	○			○○	○	
1/17	Quinnipiac	○		○		○	○	●○	
1/23	Dartmouth	○	○	○			○○		
1/24	Harvard	◇②		○		○		○	
1/30	at Yale		○	○			●○		
1/31	at Brown	○○		●○		②○	○	●	
2/6	at Colgate		●	②○			◎	○	
2/7	Colgate	●○○	②○	□○○		○	●●◎		
2/13	at RPI								
2/14	at Union								
2/20	at Quinnipiac								
2/21	at Princeton								
2/27	St. Lawrence								
2/28	Clarkson								

## 2025-26 SPECIAL TEAMS BREAKDOWN

Last Friday at Colgate					Last Saturday vs. Colgate				2025-26 Totals			
Cornell PP	PPG	Opp.	Opp. Goals	PP Time	PPG	Opp.	Opp. Goals	PP Time	PPG/Opp.	Opp. Goals	Time	PP%
5-on-4	1	3	0	2:04	1	7	0	9:03	15/76	0	107:57	19.7%
5-on-3	0	1	0	1:33	0	1	0	1:07	4/7	0	6:29	57.1%
4-on-3	—	—	—	—	0	1	0	0:05	0/3	0	2:07	0.0%
Cornell PK	PPG	Opp.	CU Goals	PK Time	PPG	Opp.	CU Goals	PK Time	PPG/Opp.	CU Goals	Time	PK%
5-on-4	0	2	0	7:00	2	4	0	5:55	16/77	3	120:21	79.2%
5-on-3	—	—	—	—	—	—	—	—	0/2	0	1:34	100.0%
4-on-3	—	—	—	—	—	—	—	—	0/1	0	0:18	100.0%
Even Strength	CU Goals	Chances	Opp. Goals	Time	CU Goals	Chances	Opp. Goals	Time	CU Goals	Chances	Opp Goals	Time
4-on-4	0	1	0	2:00	0	2	0	3:49	0	23	0	29:17
3-on-3	—	—	—	—	—	—	—	—	0	0	0	0:00
Cornell Empty Net	CU Goals	Chances	Opp. Goals	Time	CU Goals	Chances	Opp. Goals	Time	CU Goals	Chances	Opp Goals	Time
6-on-5	—	—	—	—	—	—	—	—	0	4	0	5:57
6-on-4	—	—	—	—	—	—	—	—	0	3	0	2:22
6-on-3	—	—	—	—	—	—	—	—	0	0	0	0:00
Opp. Empty Net	CU Goals	Chances	Opp. Goals	Time	CU Goals	Chances	Opp. Goals	Time	CU Goals	Chances	Opp Goals	Time
6-on-5	1	1	0	0:19	—	—	—	—	4	16	1	21:07
6-on-4	—	—	—	—	—	—	—	—	1	4	1	1:55
6-on-3	—	—	—	—	—	—	—	—	0	0	0	0:00
5-on-4	—	—	—	—	—	—	—	—	0	2	0	2:39

*Pulled Goalie situations does not include delayed penalty scenarios*

Assessed penalty while on power play: Cornell 3, Opponents 9

GAME NUMBERS FOR HOME, ROAD, AND NEUTRAL SITES ARE BASED UPON THOSE TYPES OF GAMES

SCORING

Cornell Hat Trick at Home (14 games)	2/22/2025 vs. St. Lawrence (Dalton Bancroft)
Cornell Hat Trick on Road (2 games)	1/30/2026 at Yale (Jonathan Castagna)
Cornell Hat Trick at Neutral Site (17 games)	11/26/2022 vs. UConn (Dalton Bancroft)
Opponent Hat Trick at Home (16 games)	2/8/2025 vs. Union (Brandon Buhr)
Opponent Hat Trick on Road (116 games)	11/5/2016 at Harvard (Lewis Zerter-Gossage)
Opponent Hat Trick at Neutral Site (69 games)	3/21/2009 vs. Yale (Sean Backman)
Two Hat Tricks in Game (1,036 games)	2/26/1994 vs. Yale (Jake Karam & Vincent Auger)
Three Hat Tricks in Game (2,181 games)	1/4/1911 vs. Western Reserve (5, Edmund 'Stubby' Wagner; 3, Frank Crasswaller; 3, Jefferson Vincent)
Defenseman Scored Hat Trick (1,380 games)	2/20/1982 vs. Maine (Joe Gallant)
Hat Trick in Consecutive Games (1,131 games)	Doug Derraugh 1/22/1991 at Colgate; 1/26/1991 at Dartmouth
Hat Trick in 3+ Straight Games (1,504 games)	Brock Tredway 1/21/1978 vs. Yale; 1/25/1978 vs. Princeton; 1/28/1978 vs. Penn
Scored 4+ Goals in a Game (154 games)	11/13/2021 vs. RPI (Max Andreev — 4 goals)
Scored 5+ Goals in a Game (1,874 games)	1/13/1965 vs. Hamilton (Doug Ferguson — 6 goals)
Two Multi-Goal Scorers in Game (8 games)	1/10/2026 vs. Alaska (2, Jonathan Castagna; 2, Ryan Walsh)
Three Multi-Goal Scorers in Game (105 games)	2/4/2023 vs. Union (2, Dalton Bancroft; 2, Nick DeSantis; 2, Sam Malinski)

SCORING MARGINS

Cornell Shutout at Home (21 games)	11/23/2024 vs. Princeton (Ian Shane, 24 saves)
Cornell Shutout on Road (9 games)	3/15/2025 at Colgate (Ian Shane, 21 saves)
Cornell Shutout at Neutral Site (15 games)	3/23/2023 vs. Denver (Ian Shane, 26 saves)
Opponent Shutout at Home (44 games)	2/18/2023 vs. St. Lawrence (Emil Zetterquist, 28 saves)
Opponent Shutout on Road (21 games)	1/4/2025 at Arizona St. (Gibson Homer, 34 saves)
Opponent Shutout at Neutral Site (16 games)	3/17/2023 vs. Harvard (Mitchell Gibson, 15 saves)
Consecutive Shutouts (131 games)	2/25/2022 at Quinnipiac (Ian Shane, 42 saves) 2/26/2022 at Princeton (Ian Shane, 23 saves)
Three Straight Shutouts (161 games)	2/21/2020 at Yale (Matthew Galajda, 17 saves) 2/22/2020 at Brown (Matthew Galajda, 19 saves) 2/28/2020 vs. St. Lawrence (Matthew Galajda, 26 saves)
Four Straight Shutouts (2,199 games)	2/9/1907 vs. Rochester (George Adler) 2/16/1907 at Army (George Adler) 1/18/1908 at Army (George Adler) 1/28/1908 vs. Rochester (Curtis Yohe) 1/31/1908 at RPI (George Adler) 2/8/1908 vs. Cascadilla (George Adler)
Shutout in Consecutive Games (345 games)	12/28/2014 vs. Lake State (Gordon Defiel, 39 saves) 12/29/2014 vs. Miami (Ohio) (Jay Williams, 15 saves)
Shutout in Three Straight Games (1,972 games)	2/6/1960 vs. Princeton (Clifford Michel, 14 saves) 2/12/1960 at Dartmouth (Tom Wahman, 15 saves) 2/13/60 at Brown (Roderick McGarry, 26 saves)
Won 1-0 Game at Home (53 games)	12/3/2022 vs. Dartmouth (Travis Mitchell)
Won 1-0 Game on Road (53 games)	2/25/2022 at Quinnipiac (Jack Malone)
Won 1-0 Game at Neutral Site (248 games)	12/30/1967 vs. Toronto (Bob McGuinn — OT)
Lost 1-0 Game at Home (44 games)	2/18/2023 vs. St. Lawrence (Aleksi Peltonen)
Lost 1-0 Game on Road (129 games)	1/15/2016 at RPI (Chris Bradley)
Lost 1-0 Game at Neutral Site (16 games)	3/17/2023 vs. Harvard (Alex Laferriere — OT)
Won by 5+ Goals at Home (6 games)	1/9/2026 vs. Alaska (W, 7-1)
Won by 5+ Goals on Road (3 games)	12/6/2025 at St. Lawrence (W, 7-2)
Won by 5+ Goals at Neutral Site (17 games)	11/26/2022 vs. UConn (W, 6-0)
Lost by 5+ Goals at Home (18 games)	1/25/2025 vs. Dartmouth (L, 1-6)
Lost by 5+ Goals on Road (71 games)	1/31/2020 at Quinnipiac (L, 0-5)
Lost by 5+ Goals at Neutral Site (30 games)	3/25/2017 vs. UMass Lowell (L, 0-5)

LEADS AND DEFICITS

Trailed by Two Goals and Won (49 games)	12/6/2024 vs. Colgate (OTW, 3-2; trailed 2-0)
Trailed by Three Goals and Won (878 games)	2/6/1999 vs. Princeton (W, 8-4; trailed 3-0)
Trailed by Four Goals and Won (1,342 games)	12/10/1983 vs. Harvard (W, 6-5; trailed 4-0)
Trailed by Five Goals and Won (1,628 games)	12/28/1973 vs. Colo. Coll. (W, 9-8; trailed 8-3)
Led by Two Goals and Lost (157 games)	11/5/2021 vs. Harvard (L, 2-3; led 2-0)
Led by Three Goals and Lost (323 games)	11/7/2015 vs. Quinnipiac (OTL, 4-5; led 3-0, 4-1)
Led by Four Goals and Lost (1,634 games)	3/16/1973 vs. Wisconsin (OTL, 5-6; led 4-0)

PENALTIES

Did not commit a penalty (70 games)	2/16/2024 vs. Brown (W, 3-0)
Opponent did not commit a penalty (117 games)	12/2/2022 vs. Harvard (OTL, 2-3)
Neither team committed a penalty (213 games)	1/4/2019 at Princeton (W, 3-2)
Neither team had a power-play opportunity (213 games)	1/4/2019 at Princeton (W, 3-2)

Shaded row denotes accomplished during 2025-26 season

OVERTIMES AND SHOOTOUTS

Won Home Game in Overtime (2 games)	1/23/2026 vs. Dartmouth (Jake Kraft)
Won Road Game in Overtime (32 games)	1/12/2024 at Arizona State (Ben Robertson)
Won Neutral Site Game in Overtime (4 games)	3/21/2025 vs. Quinnipiac (Tim Rego)
Lost Home Game in Overtime (0 games)	2/7/2026 vs. Colgate (Isaiah Norlin)
Lost Road Game in Overtime (26 games)	2/23/2024 at Clarkson (Mathieu Gosselin)
Lost Neutral Site Game in Overtime (1 game)	3/29/2025 vs. Boston U. (Quinn Hutson)
Won Shootout at Home (31 games)	2/17/2024 vs. Yale
Won Shootout on Road (15 games)	2/1/2025 at Clarkson
Won Shootout at Neutral Site (6 games)	11/30/2024 vs. Quinnipiac
Lost Shootout at Home (24 games)	11/8/2024 vs. Yale
Lost Shootout on Road (29 games)	1/27/2024 at Dartmouth
Lost Shootout at Neutral Site (11 games)	12/30/2023 vs. Arizona State

TEAM SCORING

Scored 10+ Goals at Home (47 games)	2/4/2023 vs. Union (W, 10-1)
Scored 10+ Goals on Road (483 games)	2/18/1989 at Brown (W, 10-3)
Scored 10+ Goals at Neutral Site (168 games)	1/4/1985 vs. McGill (T, 10-10)
Allowed 10+ Goals at Home (576 games)	1/21/1987 vs. Colgate (L, 4-10)
Allowed 10+ Goals on Road (159 games)	3/16/2013 at Quinnipiac (L, 0-10)
Allowed 10+ Goals at Neutral Site (137 games)	12/27/1995 vs. Colorado College (L, 0-11)
5-Goal Period at Home (47 games)	2/4/2023 vs. Union (6 goals — 1st per.)
5-Goal Period on Road (299 games)	11/15/2002 at Vermont (5 goals — 1st per.)
5-Goal Period at Neutral Site (10 games)	3/22/2024 vs. Dartmouth (5 goals — 3rd per.)
Two Goals in Under One Minute (1 game)	2/6/2026 at Colgate (0:57)
Three Goals in Under Three Minutes (8 games)	1/10/2026 vs. Alaska (0:58)
Four Goals in Under Four Minutes (105 games)	2/4/2023 vs. Union (0:54 & 3:04)
Five Goals in Under Five Minutes (105 games)	2/4/2023 vs. Union (3:35)

SPECIAL TEAMS SCORING

Scored 3+ Power-Play Goals (9 games)	1/9/2025 vs. Alaska (3 goals)
Scored 4+ Power-Play Goals (105 games)	2/4/2023 vs. Union (6 goals)
Scored 5+ Power-Play Goals (105 games)	2/4/2023 vs. Union (6 goals)
Allowed 3+ Power-Play Goals (112 games)	1/7/2023 at RPI (4 goals)
Allowed 4+ Power-Play Goals (112 games)	1/7/2023 at RPI (4 goals)
Allowed 5+ Power-Play Goals (632 games)	3/18/2006 vs. Harvard (5 goals)
Scored SHG in Game (5 games)	1/23/2026 vs. Dartmouth (Jake Kraft)
Scored 2+ SHG in Game (443 games)	1/13/2012 at Quinnipiac (Sean Collins & Joel Lowry)
Allowed SHG in Game (40 games)	1/25/2025 vs. Dartmouth (CJ Foley & Cooper Flinton)
Allowed 2+ SHG in Game (40 games)	1/25/2025 vs. Dartmouth (CJ Foley & Cooper Flinton)
Short-Handed Goal in OT (353 games)	11/14/2014 vs. Clarkson (Eric Freschi)
SHG in Consecutive Games (26 games)	3/15/2025 at Colgate (Dalton Bancroft) 3/21/2025 vs. Quinnipiac (Kyler Kovich)

EMPTY-NET GOALS

Empty-Net Goal at Home (5 games)	1/10/2026 vs. Alaska (Ryan Walsh & Jonathan Castagna)
Empty-Net Goal on Road (0 games)	2/6/2026 at Colgate (George Fegaras)
Empty-Net Goal at Neutral Site (3 games)	3/22/2025 vs. Clarkson (Ryan Walsh)
Allowed Empty-Net Goal at Home (15 games)	2/21/2025 vs. Clarkson (Ryan Richardson)
Allowed Empty-Net Goal on Road (19 games)	1/11/2025 at Sacred Heart (Tyler Ghirardosi)
Allowed Empty-Net Goal at Neutral Site (26 games)	11/24/2018 vs. Harvard (Adam Fox)
Scored Multiple Empty-Net Goals (8 games)	1/10/2026 vs. Alaska (Ryan Walsh & Jonathan Castagna)
Allowed Multiple Empty-Net Goals (135 games)	2/11/2022 at RPI (Jake Johnson & Jakub Lacka)
Scored Extra-Attacker Goal (67 games)	2/24/2024 at St. Lawrence (2, Ondrej Psenicka)
Scored Two Extra-Attacker Goals (67 games)	2/24/2024 at St. Lawrence (2, Ondrej Psenicka)
Allowed Extra-Attacker Goal (2 games)	1/31/2026 at Brown (Ben Poitras)
Allowed Two Extra-Attacker Goals (148 games)	12/4/2021 at Clarkson (Lukas Kaelble, Anthony Romano, Zach Tsekos)

PENALTY SHOTS

Scored on Penalty Shot (83 games)	12/2/2023 vs. Colgate (Sullivan Mack)
Unsuccessful on Penalty Shot (95 games)	3/23/2023 vs. Denver (Nick DeSantis)
Allowed Goal on Penalty Shot (77 games)	1/20/2024 vs. Quinnipiac (Alex Power)
Stopped Shooter on Penalty Shot (145 games)	1/8/2022 at North Dakota (Mark Senden)

GOALTENDING FEATS

Scored a Goal (379 games)	11/26/2013 vs. Niagara (Mitch Gillam)
Recorded a Point (30 games)	3/1/2025 at RPI (Remington Keopple — assist)
Made 30+ Saves (1 game)	2/6/2026 at Colgate (Alexis Cournoyer, 30 saves)
Made 40+ Saves (22 games)	3/29/2025 vs. Boston University (Ian Shane, 40 saves)
Made 50+ Saves (389 games)	3/17/2013 at Quinnipiac (Andy Iles — 60 saves)
Made 60+ Saves (389 games)	3/17/2013 at Quinnipiac (Andy Iles — 60 saves)