

CORNELL BIG RED

2025-26 MEN'S HOCKEY GAME NOTES

TWO NATIONAL CHAMPIONSHIPS (1967, 1970) | 26 IVY LEAGUE CHAMPIONSHIPS | 14 ECAC HOCKEY CHAMPIONSHIPS

2025-26 SCHEDULE

CU Rk	Opp Rk	Opponent (TV)	Time / Result
OCTOBER (0-1-0)			
17	18	— CZECH UNIV. SELECTS (SCR.)	W, 7-2
25	19	— U.S. NTDP U-18 TEAM (EXH.)	W, 5-4
31	20	13 at UMass	L, 1-2
NOVEMBER (6-2-0, 5-1-0 ECAC)			
1	20	13 at UMass	W, 3-1
7	17	— at Harvard*	W, 3-1
8	17	— at Dartmouth*	L, 1-2
14	20	— BROWN*	W, 4-1
15	20	— YALE*	W, 5-2
21	19	20 UNION*	W, 2-1
22	19	— RPI*	W, 6-1
RED HOT HOCKEY (NEW YORK, N.Y.)			
29	17	19 vs. Boston University	L, 1-2
DECEMBER (1-1-0, 1-1-0 ECAC)			
5	17	— at Clarkson* (ESPN+/SNV)	L, 1-4
6	17	— at St. Lawrence* (ESPN+/SNV)	W, 7-2
JANUARY (2-0-0, 0-0-0 ECAC)			
2	17	— OMAHA	W, 6-4
3	17	— OMAHA	W, 3-2
9	14	— ALASKA (ESPN+)	7 p.m.
10	14	— ALASKA (ESPN+)	7 p.m.
16	—	— PRINCETON* (ESPN+)	7 p.m.
17	—	— QUINNIPAC* (ESPN+)	7 p.m.
23	—	— DARTMOUTH* (ESPN+)	7 p.m.
24	—	— HARVARD* (ESPN+)	7 p.m.
30	—	— at Yale* (ESPN+)	7 p.m.
31	—	— at Brown* (ESPN+)	5 p.m.
FEBRUARY			
6	—	— at Colgate* (ESPN+)	7 p.m.
7	—	— COLGATE* (ESPN+)	7 p.m.
13	—	— at RPI* (ESPN+)	7 p.m.
14	—	— at Union* (ESPN+)	7 p.m.
20	—	— at Quinnipiac* (ESPN+)	7 p.m.
21	—	— at Princeton* (ESPN+)	7 p.m.
27	—	— ST. LAWRENCE* (ESPN+)	7 p.m.
28	—	— CLARKSON* (ESPN+)	7 p.m.

All game times Eastern, subject to change

* - Denotes ECAC Hockey contest

Bold Red CAPS denotes home game



MEDIA CONTACT

MARSHALL HAIM

Assistant Director of Athletic Communications

✉ mh2348@cornell.edu

☎ (716) 465-4945 (mobile)

THE MATCHUP



CORNELL BIG RED

Overall Record: 9-4-0 (.692)

ECAC Hockey Record: 6-2-0 (.750)

Head Coach: Casey Jones '90

Cornell Record: 9-4-0 (.692) | 1st season

Career Record: 243-189-56 (.555) | 14th season



ALASKA NANOOKS

Overall Record: 5-11-1 (.324)

Head Coach: Erik Largen

Alaska Record: 70-103-22 (.415) | 7th season

Career Record: 88-110-25 (.451) | 8th season

BROADCAST INFORMATION

FRIDAY BROADCAST



Play-by-Play: Jason Weinstein

Analyst: Tony Eisenhut '88

Live Stats: cornellbigred.com

SATURDAY BROADCAST



Play-by-Play: Jason Weinstein

Analyst: Tony Eisenhut '88

Live Stats: cornellbigred.com

PUCK DROP

► The 14th-ranked Cornell men's hockey team (9-4-0, 6-2-0 ECAC Hockey) continues its program-record eight-game homestand this weekend, hosting Alaska (5-11-0) in a two-game series at Lynah Rink to wrap up non-conference play. The Big Red enter riding an eight-game home winning streak.

► Both games will be streamed live on ESPN+ with **JASON WEINSTEIN** (play-by-play) and **TONY EISENHUT '88** (analysis) on the call. Puck drop for both contests is set for 7 p.m. ET.

WEEKEND REWIND

► Freshman forward **AIDEN LONG** delivered a breakout performance in last weekend's sweep of Omaha, totaling four points (three goals, one assist) to earn ECAC Hockey Rookie of the Week honors.

► In Friday's 6-4 victory, Long scored his first collegiate goal to cap a three-goal opening frame before sealing the win with an empty-netter. He carried that momentum into Saturday's 3-2 decision, pushing Cornell's lead to 2-0 with a first-period goal and adding a secondary assist on junior forward **JONATHAN CASTAGNA**'s game-winning tally in the third.

► Fellow freshman **REEGAN HISCOCK** scored in both games, highlighted by his game-winner in Friday's three-goal third period, while classmates **CATON RYAN** (0-3—3) and **GIO DIGIULIAN** (1-2—3) each posted three-point weekends.

► Of Cornell's 25 points in the weekend sweep, 15 (60.0 percent) came from first-year players, who scored seven of the team's nine goals.

► Freshman goaltender **ALEXIS COURNOYER** made 15 saves in Friday's win, while senior netminder **REMINGTON KEOPPLE** made a career-high 25 saves in Saturday's start.

LONG'S HOT STREAK

► Freshman forward **AIDEN LONG** enters this weekend coming off consecutive multi-point games against Omaha. He's the third Cornell freshman this season to record multiple points in back-to-back games, joining forward **CATON RYAN** and defenseman **XAVIER VEILLEUX**.

► With another multi-point effort Friday, Long would become the first Cornell player with three consecutive such performances since forward **ONDREJ PSENICKA** '25 in 2023-24, and be the first freshman to achieve the feat since defenseman **SAM MALINSKI** '23 in 2019-20. The last Big Red freshman forward to do so was **BRIAN FERLIN** in 2011-12.

► Should Long post multi-point games in both contests this weekend, he would become Cornell's first player with four straight multi-point performances since Malinski in 2022-23 and be the first forward to do so since **BEN BERARD** '23, also in 2022-23. Long would also become the fourth Big Red freshman in program history to reach that mark, joining **JOE NIEUWENDYK** (11 games, 1984-85), **BROCK TREDWAY** (six games, 1977-78) and **ROY KERLING** (four games, 1977-78).

► Ryan has notched four multi-point games through Cornell's first 13 games this season, the most by a Cornell freshman by the part of the season since Ferlin (four) in 2011-12.

CORNELL RECORD BOOK

LONGEST STREAKS WITH MULTIPLE POINTS

By Freshmen — Cornell Program History

PLAYER	SEASON	STREAK
Joe Nieuwendyk	1984-85	11
Brock Tredway	1977-78	6
Roy Kerling	1977-78	4
Lance Nethery	1975-76	3
Mark Weiss	1976-77	3
Gary Cullen	1981-82	3
Duanne Moeser	1982-83	3
Pete Marcov	1983-84	3
Trent Andison	1987-88	3
Doug Derrrough	1987-88	3
Ryan Hughes	1989-90	3
Brian Ferlin	2011-12	3
Sam Malinski	2019-20	3

2025-26 CORNELL MEN'S HOCKEY ROSTER

#	NAME	POS	HT	WT	YR	S/C	HOMETOWN	LAST TEAM	NHL DRAFT INFO			
									TEAM	YR	RD	PICK
2	Hudson Gorski	D	6-3	183	Fr.	R	Scotch Plains, N.J.	Chicago Steel (USHL)				
3	Jack O'Brien	D	6-0	188	Sr.	L	White Rock, British Columbia	Nanaimo Clippers (BCHL)				
4	Xavier Veilleux	D	6-1	198	Fr.	L	Ancienne-Lorette, Québec	Muskegon Lumberjacks (USHL)		2024	6th	179
5	Hoyt Stanley	D	6-3	207	Jr.	R	West Vancouver, British Columbia	Victoria Grizzlies (BCHL)		2023	4th	108
6	George Fegaras	D	6-2	207	Jr.	R	Richmond Hill, Ontario	Muskegon Lumberjacks (USHL)		2022	3rd	83
7	Luke McCrady	D	6-3	186	Fr.	L	Calgary, Alberta	Spruce Grove Saints (BCHL)				
8	Luke Devlin	F	6-4	203	Jr.	L	Memphis, Tenn.	West Kelowna Warriors (BCHL)		2022	6th	182
9	Charlie Major	F	5-10	186	So.	R	Skaneateles, N.Y.	Chicago Steel (USHL)				
10	Jake Kraft	F	5-8	181	Jr.	L	Churchville, N.Y.	Cedar Rapids RoughRiders (USHL)				
11	Sean Donaldson	F	5-11	198	Sr.	L	Vancouver, British Columbia	Nanaimo Clippers (BCHL)				
12	Caton Ryan	F	6-0	185	Fr.	L	Ottawa, Ontario	Penticton Vees (BCHL)				
13	Marian Mosko	D	5-11	195	Jr.	L	Visolaje, Slovakia	Fargo Force (USHL)				
14	Ryan Walsh	F	6-1	195	Jr.	R	Rochester, N.Y.	Cedar Rapids RoughRiders (USHL)		2023	6th	188
15	Tyler Catalano	F	6-4	223	Jr.	R	St. Louis, Mo.	Youngstown Phantoms (USHL)				
16	Michael Fisher	D	6-3	200	So.	R	Westborough, Mass.	Penticton Vees (BCHL)		2022	3rd	76
17	Aiden Long	F	6-2	203	Fr.	L	Mono, Ontario	Madison Capitols (USHL)				
18	Gio DiGiulian	F	6-1	176	Fr.	R	South Burlington, Vt.	Lincoln Stars (USHL)				
19	Connor Arseneault	F	6-2	215	Fr.	L	Rothsay, New Brunswick	Chilliwack Chiefs (BCHL)				
21	Reegan Hiscock	F	6-5	202	Fr.	L	St. John's Newfoundland and Labrador	Victoria Grizzlies (BCHL)				
22	Chase Pirtle	F	6-2	182	Fr.	R	Far Hills, N.J.	Victoria Grizzlies (BCHL)				
23	Winter Wallace	F	6-4	225	Sr.	R	Boulder, Colo.	Youngstown Phantoms (USHL)				
24	Nicholas Wolfenberg	D	6-2	210	So.	R	Calgary, Alberta	Okotoks Oilers (BCHL)				
26	Donovan Hamilton	D	6-3	200	Fr.	L	Buffalo, N.Y.	Salmon Arm Silverbacks (BCHL)				
27	Luke Ashton	D	6-5	235	So.	L	North Vancouver, British Columbia	Minnesota State (CCHA)		2024	6th	165
28	Nick DeSantis	F	5-9	170	Sr.	R	Collegeville, Pa.	Madison Capitols (USHL)				
29	Parker Murray	F	6-5	230	So.	L	Manhattan Beach, Calif.	Chilliwack Chiefs (BCHL)				
30	Alexis Cournoyer	G	6-4	202	Fr.	L	Trois-Rivières, Québec	Cape Breton Eagles (QMJHL)		2025	5th	145
33	Remington Keopple	G	6-2	191	Sr.	L	New Richmond, Wis.	Des Moines Buccaneers (USHL)				
37	Justin Katz	G	6-1	189	So.	R	Montréal, Québec	Powell River Kings (BCHL)				
38	Jonathan Castagna	F	6-2	198	Jr.	L	Etobicoke, Ontario	St. Andrew's College		2023	3rd	70
40	Erick Roest	G	6-0	174	Fr.	L	Lethbridge, Alberta	Cowichan Valley Capitals (BCHL)				

COACHING AND SUPPORT STAFF

Head Coach:	Casey Jones '90
Associate Head Coach:	Sean Flanagan
Assistant Coach:	Chris Brown
Assistant Coach:	Cam Clarke
Director of Hockey Operations:	Josh Robinson
Equipment Manager:	Sean Schmidt
Athletic Trainer:	Kait Petryszyn
Team Physician:	Dr. Nick Downs
Strenght & Conditioning:	Mike Missen

PRUH-NUHN-SEE-AY-SHN GUIDE


















2	Hudson Gorski	GOHR-skee
4	Xavier Veilleux	VAY-yoo
6	George Fegaras	feh-GAIR-uhs
7	Luke McCrady	muh-CRAY-dee
8	Luke Devlin	DEHV-lihn
12	Caton Ryan	KAY-tuhn
13	Marian Mosko	MAWS-koh
18	Gio DiGiulian	dih-JOO-lee-ihn
19	Connor Arseneault	AHR-suh-noh
22	Chase Pirtle	PUHR-tuhl
28	Nick DeSantis	dih-SAN-tiss
30	Alexis Cournoyer	a-LEHX-ee koor-NWAH-yay
33	Remington Keopple	KEH-puhl
38	Jonathan Castagna	kuh-STAN-yuh
40	Erick Roest	ROOST
AT	Kait Petryszyn	puh-TRISH-in

ROSTER BREAKDOWN

BY CLASS

FRESHMAN (12)	SOPHOMORES (6)	JUNIORS (8)	SENIORS (5)
2 Gorski	9 Major	5 Stanley	3 O'Brien
4 Veilleux	16 Fisher	6 Fegaras	11 Donaldson
7 McCrady	24 Wolfenberg	8 Devlin	23 Wallace
12 Ryan	27 Ashton	10 Kraft	28 DeSantis
17 Long	29 Murray	13 Mosko	33 Keopple
18 DiGiulian	37 Katz	14 Walsh	
19 Arseneault		15 Catalano	
21 Hiscock		38 Castagna	
22 Pirtle			
26 Hamilton			
30 Cournoyer			
40 Roest			

BY STATE

 British Columbia	4	 New Jersey	1	 Pennsylvania	1
 New York	4	 Colorado	1	 Slovakia	1
 Alberta	3	 Massachusetts	1	 Tennessee	1
 Ontario	3	 Missouri	1	 Vermont	1
 Québec	3	 New Brunswick	1	 Wisconsin	1
 California	1	 Newfoundland & Labrador	1		

THIS WEEKEND'S OPPONENT: ALASKA NANOOKS

GAMES #14-15 • HOME GAMES #7-8 • FRI., JAN. 9 & SAT. JAN. 10 • CORNELL VS. ALASKA • 7 P.M. ET • ITHACA, N.Y. • LYNAH RINK • TV: ESPN+



2025-26 Season Stats (as of 1/7)

Cornell (9-4-0, 6-2-0 ECAC Hockey)

Alaska (5-11-1)

RECORDS			OFFENSE				DEFENSE				POWER PLAY				PENALTY KILL			
REG.	OT	SO	OVR	RK	CONF.	RK	OVR	RK	CONF.	RK	OVR.	RK	CONF.	RK	OVR	RK	CONF.	RK
9-4-0	0-0-0	0-0	3.31	18	3.63	4	1.92	2	1.75	1	.262	7	.292	1	.800	35	.875	4
5-11-1	0-0-1	1-0	2.24	55	—	—	3.35	46	—	—	.176	40	—	—	.803	34	—	—

NEWS AND NOTES

- ▶ Alaska is coming off a weekend split against then-No. 16 Providence last weekend, where it dropped Friday's opener, 5-2, before scoring five unanswered on Saturday in a 5-1 win.
- ▶ The Nanooks are 1-8-1 in true-road games this season, with the first win coming last Saturday at Providence.
- ▶ Cornell has a 3-0-0 all-time record against the Nanooks, which includes a pair of overtime wins in 2021 in Ithaca.

ON THIS DATE: JAN. 9

- ▶ Cornell enters Friday's game against Alaska with a 9-7-1 record in games played on Jan. 9.
- ▶ The Big Red have won three of its last four on the date.
- ▶ Each of the last four games played on Jan. 9 have been decided by at least two goals.
- ▶ Friday will be Cornell's first time playing on Jan. 9 since defeating Merrimack, 5-2, at Lynah Rink in 2016. The Big Red are 4-1-0 all-time at home on Jan. 9.

THE SERIES

Overall	Cornell leads, 3-0-0
In Ithaca, N.Y.	Cornell leads, 2-0-0
at Lynah Rink	Cornell leads, 2-0-0
In Fairbanks, Alaska	—
at Carlson Center	—
Neutral Sites	Cornell leads, 1-0-0
Last Meeting	@Cornell 1, Alaska 0 (OT) (Oct. 30, 2021)

SERIES FACTS (MORE ON PAGE 10)

Overall Streak	W3
Home Streak	W2
Road Streak	—
Neutral Streak	W1
Last Home Win	1-0 (OT) (Oct. 30, 2021)
Last Road Win	—
Last Neutral Win	5-2 (Jan. 3, 1987)
Last Home Loss	—
Last Road Loss	—
Last Neutral Loss	—
Last Home Tie	—
Last Road Tie	—
Last Neutral Tie	—
Largest Winning Margin	+3, (5-2, Jan. 3, 1987)
Largest Losing Margin	—
Most Goals Scored	5, (5-2, Jan. 3, 1987)
Most Goals Allowed	2, (2x), Last: (3-2 (OT), Oct. 29, 2021)
Fewest Goals Scored	1, (1-0 (OT), Oct. 30, 2021)
Fewest Goals Allowed	0, (1-0 (OT), Oct. 30, 2021)

ON THIS DATE: JAN. 10

- ▶ Cornell enters Saturday's game with a 9-9-2 overall record on Jan. 10 and is unbeaten in its last four on the date (4-0-1).
- ▶ The Big Red are playing at home on Jan. 10 for the first time since 2009, when it defeated Niagara, 2-1, and be the third game played at home on Jan. 10 since 1992 (1-0 win vs. Vermont).
- ▶ In its last nine games played on the date, Cornell has scored three-plus goals just twice, both of which came in triumphs against RPI (6-3 loss in 1987; 3-0 win in 2020).

NEXT OPPONENT: PRINCETON TIGERS

GAME NO. #16 • HOME GAME #9 • FRI., JAN. 16 • CORNELL VS. PRINCETON • 7 P.M. ET • ITHACA, N.Y. • LYNAH RINK • TV: ESPN+



2025-26 Season Stats (as of 1/7)

Cornell (9-4-0, 6-2-0 ECAC Hockey)

Princeton (10-4-0, 6-2-0 ECAC Hockey)

RECORDS			OFFENSE				DEFENSE				POWER PLAY				PENALTY KILL			
REG.	OT	SO	OVR	RK	CONF.	RK	OVR	RK	CONF.	RK	OVR.	RK	CONF.	RK	OVR	RK	CONF.	RK
9-4-0	0-0-0	0-0	3.31	18	3.63	4	1.92	2	1.75	1	.262	7	.292	1	.800	35	.875	4
9-4-1	1-0-0	0-0	3.79	9	3.75	3	2.64	23	2.25	T-2	.184	37	.190	5	.776	42	.806	8

NEWS AND NOTES

- ▶ Princeton is coming off an upset win of then-No. 9 Dartmouth, 5-3, before posting a last-second victory over Harvard, 3-2, last weekend at Hobey Baker Memorial Rink.
- ▶ The Tigers, under the direction of former Cornell associate head coach Ben Syer, have won eight of their last 10 games — including their last five — since dropping a pair of 2-1 decisions to ECAC Hockey and Ivy League rivals Brown and Yale in early November.
- ▶ This weekend, Princeton wraps up a four-game homestand when it hosts RPI and Union.
- ▶ Kai Daniells (13-10—23) paces the Tigers' offense, leading the team in goals and points. David Jacobs (3-11—14) has a team-high 11 assists.
- ▶ Conor Callaghan (6-2-0, 2.59, .897) has appeared in a team-high nine games and has made eight starts. Arthur Smith (4-1-0, 2.67, .905) is coming off being named ECAC Hockey's MAC Goaltending Goaltender of the Week on Monday.
- ▶ Should Princeton remain ranked entering next weekend, it would be the first time Cornell plays a ranked Princeton squad since Nov. 17, 2018.

THE SERIES

Overall	Cornell leads, 102-54-8
In Ithaca, N.Y.	Cornell leads, 53-15-3
at Lynah Rink	Cornell leads, 53-14-3
In Princeton, N.J.	Cornell leads, 44-28-5
at Hobey Baker Memorial Rink	Cornell leads, 44-28-5
Neutral Sites	Princeton leads, 11-5-0
Last Meeting	Cornell 6, @Princeton 2 (Jan. 17, 2025)

ON THIS DATE: JAN. 16

- ▶ Cornell has a 9-5-4 all-time record on Jan. 16 and is unbeaten in the last five played (2-0-3) and nine of the last 10 (5-1-4) on the date.
- ▶ Next Friday will serve as the Big Red's first time playing on Jan. 16 since playing to a 3-3 tie at Union in 2016.
- ▶ The Big Red will playing at Lynah Rink on Jan. 16 for the first time since 2004, when Cornell tied also tied Union, 1-1.
- ▶ Cornell is 3-1-1 all-time at home and is unbeaten in the last four games played in Ithaca (3-0-1) on the date.

SERIES FACTS

Overall Streak	W3
Home Streak	W3
Road Streak	W1
Neutral Streak	L2
Last Home Win	5-0 (Nov. 23, 2024)
Last Road Win	6-2 (Jan. 17, 2025)
Last Neutral Win	4-3 (2OT) (March 20, 2009)
Last Home Loss	4-5 (Jan. 21, 2022)
Last Road Loss	1-2 (OT) (Nov. 18, 2023)
Last Neutral Loss	1-4 (March 16, 2018)
Last Home Tie	5-5 (OT) (Dec. 2, 1995)
Last Road Tie	3-3 (OT) (Jan. 14, 2012)
Last Neutral Tie	—
Largest Winning Margin	+11, (2x), Last: (11-0, Jan. 27, 1977)
Largest Losing Margin	-13, (1-14, Jan. 21, 1928)
Most Goals Scored	12, (12-1, Feb. 26, 1972)
Most Goals Allowed	14, (1-14, Jan. 21, 1928)
Fewest Goals Scored	0, (10x), Last: (0-1, Feb. 9, 2013)
Fewest Goals Allowed	0, (15x), Last: (5-0, Nov. 23, 2024)

CORNELL VERSUS ECAC HOCKEY

		OVERALL		HOME		AWAY		NEUTRAL		LYNAH RINK		ECAC REGULAR		ECAC POSTSEASON		LAST	
MEMBERSHIP		RECORD	PCT	RECORD	PCT	RECORD	PCT	RECORD	PCT	RECORD	PCT	RECORD	PCT	RECORD	PCT	STRK	10
Brown	1961-Present	90-44-8	.662	49-15-4	.750	36-26-4	.576	5-3-0	.625	49-15-4	.750	83-36-8	.685	4-2-0	.667	W7	9-1-0
Clarkson	1961-Present	74-61-20	.542	43-26-6	.613	17-28-13	.405	14-7-1	.659	42-21-5	.654	45-38-17	.535	24-11-1	.681	L1	4-5-1
Colgate	1961-Present	92-63-17	.584	47-24-10	.642	35-29-5	.543	10-10-2	.500	40-19-9	.654	63-33-14	.636	11-3-0	.786	W2	5-4-1
Dartmouth	1961-Present	88-53-9	.617	49-20-5	.696	34-31-4	.522	5-2-0	.714	49-17-5	.725	78-40-9	.650	7-1-0	.875	L3	4-3-3
Harvard	1961-Present	84-71-14	.538	42-26-8	.605	33-34-6	.493	9-11-0	.450	42-26-8	.605	66-48-13	.571	16-10-1	.611	W2	5-3-2
Princeton	1961-Present	102-54-8	.646	53-15-3	.768	44-28-5	.604	5-11-0	.313	53-14-3	.779	91-28-7	.750	7-3-1	.682	W3	8-2-0
Quinnipiac	2005-Present	28-21-6	.564	15-11-1	.574	10-9-4	.522	2-0-1	.833	15-11-1	.574	20-14-4	.579	7-7-0	.500	W1	5-3-2
RPI	1961-Present	73-39-11	.638	36-14-8	.690	33-22-3	.588	4-3-0	.571	35-14-8	.684	57-34-11	.613	11-4-0	.733	W7	9-1-0
St. Lawrence	1961-Present	72-48-9	.593	38-17-3	.681	27-24-6	.526	7-7-0	.500	37-15-3	.700	59-39-9	.593	5-5-0	.500	W2	6-3-1
Union	1991-Present	50-25-10	.647	28-13-4	.667	19-11-6	.611	3-1-0	.750	24-13-3	.638	37-21-9	.619	8-4-0	.667	W1	7-3-0
Yale	1961-Present	95-63-10	.595	49-16-7	.729	37-34-3	.520	9-12-0	.429	49-16-7	.729	80-37-10	.669	7-2-0	.778	W3	8-0-2
Totals vs. current members		848-542-122	.601	449-197-59	.679	326-278-59	.536	73-67-4	.521	435-181-56	.689	679-368-111	.634	107-52-3	.670		
Army	1961-73, 1984-91	15-16-1	.484	7-3-0	.700	8-13-1	.386	0-0-0	—	7-1-0	.875	9-3-0	.750	0-0-0	—		
Boston College	1961-84	22-15-2	.590	8-5-0	.615	6-5-2	.538	8-5-0	.615	8-5-0	.615	12-6-2	.650	5-0-0	1.000		
Boston University	1961-84	27-24-3	.528	8-5-0	.615	12-11-1	.521	13-12-3	.518	8-3-0	.727	10-6-0	.625	5-3-0	.625		
Maine	1979-84	8-7-3	.528	5-0-0	1.000	0-0-0	—	2-6-2	.300	5-0-0	1.000	4-1-0	.800	1-0-0	1.000		
UNH	1961-64, 1966-84	14-13-0	.519	5-4-0	.556	1-4-0	.200	8-5-0	.615	5-4-0	.556	4-6-0	.400	2-2-0	.500		
Northeastern	1961-84	15-2-0	.882	6-0-0	1.000	6-2-0	.750	5-0-0	1.000	6-0-0	1.000	7-1-0	.875	0-0-0	—		
Penn	1967-78	34-4-3	.866	16-1-1	.917	12-3-1	.781	4-0-1	.900	14-1-1	.906	19-2-1	.886	0-0-0	—		
Providence	1961-84	9-10-2	.476	5-4-1	.550	1-5-0	.167	3-2-1	.583	5-4-1	.550	3-3-1	.500	4-2-0	.667		
Vermont	1963-64, 1974-2005	33-12-8	.698	19-4-3	.788	13-6-5	.646	1-2-0	.333	19-4-3	.788	31-10-7	.719	2-1-1	.625		
Totals vs. all-time members												781-407-122	.643	126-60-4	.674		

CORNELL QUICK FACTS

GENERAL INFORMATION

Location:	Ithaca, N.Y.
Enrollment:	26,561 (16,138 undergraduate)
Founded:	1865
Nickname:	Big Red
School Colors:	Carnelian Red (Pantone 187) and White
Conference:	Ivy League / ECAC Hockey
President:	Michael I. Kotlikoff
Meakam Smith Director of Athletics:	Dr. Nicki Moore
Athletics Website:	CornellBigRed.com
Ticket Office Phone:	(607) 255-4247
Ticket Office Website:	BigRedTix.com
Facebook:	/CornellSports
X / Instagram:	@CornellSports @CornellMHockey

HISTORY

Season of Hockey:	110th
First Varsity Season:	1899-1900
All-Time Record (Win %):	1259-780-166 (.609)
ECAC Hockey Regular-Season Titles (last):	11 (2020)
Ivy League Regular-Season Titles (last):	26 (2024)
ECAC Hockey Championship Titles (last):	14 (2025)
NCAA Tournament Appearances (last):	25 (2025)
NCAA Tournament Record (Win %):	21-26 (.447)
Most Consecutive NCAA Appearances:	4 (1967-70)
Frozen Four Appearances (last):	8 (2003)
National Championships (last):	2 (1967, 1970)

LYNAH RINK

Year Opened (Season):	1957 (68th)
Capacity:	4,267
All-Time Record (Win %):	628-236-73 (.709)
Under Casey Jones '90 (Win %):	6-0-0 (1.000)

COACHING / SUPPORT STAFF

Head Coach:	Casey Jones (Cornell '90)
Record at Cornell:	9-4-0 (.692)
Overall Record:	243-189-56 (.555)
Associate Head Coach:	Sean Flanagan (St. Lawrence '10)
	10th season
Assistant Coach:	Chris Brown (Wisconsin-River Falls '94)
	First season
Assistant Coach:	Cam Clarke (Ferris State '20)
	First season
Dir. of Hockey Ops.:	Josh Robinson (Michigan Tech '12)
	First season
Equipment Manager:	Sean Schmidt (Ferris State '09)
	16th season
Athletic Trainer:	Kait Petryszyn (SUNY Cortland '22)
	Second season

2024-25 IN REVIEW

Overall Record:	19-11-6 (.611)
ECAC Hockey Record (Finish):	10-8-4 (.545) — 6th
Home Record:	9-4-1 (.679)
Road Record:	6-6-4 (.500)
Neutral Record:	4-1-1 (.750)
ECAC Hockey Tournament:	No. 6 seed / Championship vs. Clarkson — W, 3-1
NCAA Tournament:	No. 4 seed / Toledo Regional Final vs. Boston University — L, 2-3 (OT)
USCHO.com Poll Ranking (final):	11th
USA Hockey/The Rink Live Poll Ranking (final):	12th

2025-26 TEAM INFORMATION

Letterwinners Returning / Lost:	12 / 12
Newcomers:	14
Fr / So / Jr / Sr:	12 / 6 / 8 / 5

#YELLCORNELL

FRESH IMPACT

► Cornell's 12-player freshman class has made an immediate impression this season, combining for 48 of the Big Red's 118 points this season (40.7 percent). The Big Red are one of just six Division I programs receiving at least 40 percent of their offensive production from first-year players, three of which reside in ECAC Hockey (St. Lawrence — 43.2 percent — 51-of-118; Quinnipiac — 40.9 percent — 87-of-213).

► After freshmen scored seven of Cornell's nine goals last weekend, the Big Red lead Division I with 48.8 percent of its goals from first-year players (21-of-43). Fellow ECAC Hockey rivals Quinnipiac (37-of-78 — 47.4 percent) and St. Lawrence (20-of-43 — 46.5 percent) rank second and third nationally.

► Five Cornell freshmen have scored at least three goals this season: **GIO DIGIULIAN** and **REEGAN HISCOCK** (five each), **CATON RYAN** (four), and **AIDEN LONG** and **XAVIER VILLEUX** (three each). The Big Red enter this weekend in a four-way tie with Maine, Michigan Tech and Quinnipiac for the second-most freshmen with at least three goals, trailing only Arizona State (six).

► Cornell has had at least five freshmen score three or more goals in a season just three times previously: 2002-03 and 2011-12 (five each), and 2023-24 (six).

ALEXIS-CELLENCE BETWEEN THE PIPES

► Freshman goaltender **ALEXIS COURNOYER** has been stellar through his first 10 collegiate games, posting a 7-3-0 record with a 1.93 goals-against average and .925 save percentage. Among Division I goaltenders who have played at least 33 percent of their team's minutes, Cournoyer ranks ninth nationally in goals-against average and 16th in save percentage.

► Cournoyer is one of 11 Cornell goaltenders in the modern era (since 1957-58) to register at least seven wins through 10 career appearances, joining **KEN DRYDEN** '69 (won first 11, went 29-0-1 in first 30), **BRIAN HAYWARD**, **DAVE LeNEVEU** and **MATTHEW GALAJDA** (eight in first 10), and **BRIAN CROPPER**, **DAVE ELENBAAS**, **DAVE CHRASTINA**, **STEVE NAPIER** and **TROY DAVENPORT** (seven in first 10), along with **NATE McDONALD** (seven in nine).

► Since 2005-06, Cournoyer's 1.93 goals-against average through his first 10 career games ranks fourth among Cornell netminders behind **MITCH GILLAM** (1.66, 2013-15), **HAYDEN STEWART** (1.77, 2014-15) and **IAN SHANE** (1.83, 2021-22). His .925 save percentage ranks fourth in that same span, also trailing Gillam (.947), Stewart (.937) and Shane (.929).

► Among qualifying Division I freshman goaltenders this season, Cournoyer ranks third in goals-against average behind North Dakota's Jan Špunar (1.50) and Michigan's Jack Ivankovic (1.90), while posting the seventh-best save percentage.

(BIG) RED MEANS STOP

► Cornell has allowed 25 goals through 13 games, marking the 13th time in program history the Big Red have surrendered 25 or fewer goals by the 13th game. It's the fewest total since 2022-23, when Cornell also yielded 25 goals through 13 games.

► The Big Red own the second-best scoring defense in Division I (1.923 goals allowed per game) entering this weekend. Cornell and Michigan State (1.722) are the only programs averaging under two goals allowed per game.

► Over the past eight seasons, Cornell has finished in the top 12 in scoring defense each season, serving as the longest active streak nationally. The Big Red have also ranked in the top 12 in 10 of the last 11 seasons.

► Since 2014-15, Cornell has averaged 1.982 goals allowed per game, joining Minnesota State (1.902) as the lone Division I programs under 2.00 in that span. The Big Red haven't conceded 100 goals in a season since 1997-98, a 26-year streak twice as long as any other active run (Minnesota State and Providence with 13 each).

NCAA LEADERS

TOP POINT PRODUCTION FROM FIRST-YEARS

Division I Hockey (as of 1/7/26)

PROGRAM	FPTS	TPTS	FP%
St. Lawrence	51	118	43.22%
Miami	79	183	43.17%
Providence	58	140	41.43%
Quinnipiac	87	213	40.85%
► Cornell	48	118	40.68%
Merrimack	61	151	40.40%
Maine	83	215	38.60%

TOP GOAL PRODUCTION FROM FIRST-YEARS

Division I Hockey (as of 1/7/26)

PROGRAM	FG	TG	FG%
► Cornell	21	43	48.84%
Quinnipiac	37	78	47.44%
St. Lawrence	20	43	46.51%
Michigan State	29	63	46.03%
Maine	34	80	42.50%
Michigan Tech	28	67	41.79%
Clarkson	24	58	41.38%

CORNELL RECORD BOOK

<2.00 GAA IN FIRST 10 CAREER GAMES

Since 2005-06

PLAYER	SEASON(S)	GAA
Mitch Gillam	2013-15	1.66
Hayden Stewart	2014-15	1.77
Ian Shane	2021-22	1.83
► Alexis Cournoyer	2025-26	1.93

BEST SAVE PCT. IN FIRST 10 CAREER GAMES

Since 2005-06

PLAYER	SEASON(S)	SV%
Mitch Gillam	2013-15	.947
Hayden Stewart	2014-15	.937
Ian Shane	2021-22	.929
► Alexis Cournoyer	2025-26	.925

NCAA LEADERS

GOALS AGAINST PER GAME LEADERS

This Season (as of 1/7/26)

SCHOOL	GP	GA	GAA
Michigan State	18	31	1.722
► Cornell	13	25	1.923
Dartmouth	16	32	2.000
Michigan	20	41	2.050
Minnesota Duluth	20	41	2.050
Union	19	39	2.053

MEDIA INFORMATION

ATHLETIC COMMUNICATIONS

Jeremy Hartigan

Sr. Associate Director of Athletics for Communications

Emmie Agee

Assistant Director of Editorial Content

Shawn Gillen

Assistant Director of Athletic Communications

Marshall Haim

Assistant Director of Athletic Communications (MIH)

Phone: (716) 465-4945)

Email: mh2348@cornell.edu

Aaron Kelly

Assistant Director of Athletic Communications

MEDIA CREDENTIALS

► All media credential requests must be submitted to the Cornell men's hockey SID Marshall Haim at least **48 hours prior** to the requested game(s).

► Approved media members may collect credentials at the will-call window inside Bartels Hall, located on the east side of Lynah Rink.

WEEKLY MEDIA AVAILABILITY

► Head coach **CASEY JONES** '90 and select Cornell men's hockey student-athletes will be available to the media weekly throughout the season. Media availability is held following Tuesday practices at approximately 5:00 p.m. (times and dates subject to change).

► Specific student-athlete requests should be submitted to Cornell's Athletic Communications office at least **24 hours in advance**.

INTERVIEW REQUESTS

► Interview requests for student-athletes and coaching staff outside of weekly media availability may be arranged through the Cornell Athletic Communications office. While every effort will be made to accommodate requests, student-athletes will not be made available during classes, study halls, practices, or medical treatment.

PRACTICE / MORNING SKATES

► All Cornell men's hockey practices and morning skates are closed to the public. Media members seeking practice or morning skate access for filming or observing should submit requests through Cornell's Athletic Communications office.

POSTGAME INTERVIEWS

► Head coach **CASEY JONES** '90 and requested student-athletes will be available to media following a **10-minute cooling down period** after games.

► **At Lynah Rink:** Postgame interviews will be conducted in the hockey office.

► **On the road:** Interviews will take place in a designated media area or outside the team's dressing room.

DRESSING ROOM ACCESS

► The Cornell men's hockey dressing room is closed to all media members, both at home and on the road.

LYNAH RINK PRESS BOX

► Game notes and line charts will be available to working media in the Lynah Rink press box at least **90 minutes before puck drop**. Complimentary wireless internet access is provided for credentialed media only.

CORNELL
HOCKEY

RECORD HOMESTAND AT LYNAH

► Cornell's eight-game homestand, which began with Omaha last weekend and runs through Jan. 24, is the longest within a single season in program history, surpassing six-game streaks from 1958-59, 1960-61, 1965-66, 1974-75 and 1976-77.

► The homestand — featuring non-conference series against Omaha and Alaska before ECAC Hockey matchups with Princeton, Quinnipiac, Dartmouth and Harvard — represents the final eight games of Cornell's 15-game stretch within New York State.

► The Big Red's longest overall homestand occurred across the 2003-04 and 2004-05 seasons with nine straight games at Lynah Rink. That streak began with the final two regular-season games and a three-game quarterfinal playoff series against Clarkson, then continued with the first four games of 2004-05. The program's only six-game homestand spanning two seasons came across 1977-78 and 1978-79 (final game of 1977-78 and first five of 1978-79).

FAITHFUL TO LYNAH

► Cornell enters this weekend with an 84-22-9 (.7696) record at Lynah Rink since 2017-18, ranking second nationally behind Minnesota State (.7946). The Big Red are one of just five programs with at least a .700 win percentage in that span.

► The Big Red are 6-0-0 at home this season, joining ECAC Hockey rival Princeton (8-0-0) as the only two remaining undefeated home teams in Division I. The 6-0-0 start marks the 13th time in program history Cornell has opened a season with six consecutive wins at home, and the first since 2021-22.

► A win Friday would give Cornell seven straight home wins to start the season for the 10th time in program history and the first since 2004-05. A weekend sweep would mark the Big Red's first 8-0-0 home start also since 2004-05.

► Cornell's eight-game home winning streak, dating back to Feb. 22, 2025, is tied with fellow ECAC Hockey and Ivy League rival Princeton for the longest active streak in Division I. Also tied for the 10th-longest home win streak in program history, it is the Big Red's longest home win streak since posting 11 straight victories between Feb. 9, 2020 and Nov. 20, 2021, in the final games of a 21-game home unbeaten streak (19-0-2).

► Cornell has won at least nine home games in each of the last nine seasons played, ranking as the fifth-longest active streak in Division I behind Minnesota (49 seasons), Denver (26), North Dakota (24) and Minnesota State (13).

► Dating back to Jan. 1, 2024, the Big Red have a 23-5-2 (.800) record at Lynah Rink, second nationally behind ECAC Hockey rival Quinnipiac (29-6-3, .803). Cornell is one of nine teams in that span with a win percentage of at least .700.

EMPIRE STATE OF MIND

► This weekend marks Cornell's 10th and 11th games of a 15-game stretch played entirely within New York State. After opening the season with three games in Massachusetts and one in New Hampshire, the Big Red won't leave the Empire State until traveling to New Haven, Connecticut, to face Yale on Jan. 30.

► The stretch features 12 games at Lynah Rink — eight over the first four weeks in January — along with a December road trip to Clarkson and St. Lawrence and the Big Red's biennial Red Hot Hockey matchup against Boston University at Madison Square Garden in New York City on Nov. 29, which featured the Terriers edging the Big Red, 2-1, to snap the Big Red's streak of hoisting the Kelley-Harkness Trophy at four.

► The run marks Cornell's fourth-longest streak of games played within New York in program history, trailing spans of 58 games (Feb. 28, 1931 to Feb. 5, 1945), 18 games (Jan. 20, 2017 to March 18, 2017) and 16 games (Jan. 20, 2006 to March 18, 2006).

CORNELL HISTORY

LONGEST OVERALL HOMESTANDS

Cornell Program History

STREAK	START	END	RECORD
9 games	2/27/2004	11/6/2004	7-2-0
► 8 games	1/2/2026	1/24/2026	2-0-0
6 games	12/5/1958	1/2/1959	3-3-0
6 games	12/14/1960	1/6/1961	1-5-0
6 games	11/20/1965	12/11/1965	5-1-0
6 games	11/26/1974	12/10/1974	4-1-1
6 games	11/20/1976	12/7/1976	5-1-0
6 games	3/7/1978	12/5/1978	3-3-0

NOTE: Underline denotes over two seasons

NCAA LEADERS

TOP RECORDS ON HOME ICE

Since 2017-18 Season (as of 1/7/26)

SCHOOL	RECORD	W%
Minnesota State	129-30-9	.7946
► Cornell	84-22-9	.7696
Denver	113-29-14	.7692
Quinnipiac	109-35-7	.7450
North Dakota	111-40-12	.7178
St. Cloud State	96-43-14	.6732

CORNELL HISTORY

LONGEST HOME WIN STREAKS

Cornell Program History

SPAN	START	END
63 games	1/14/1967	1/29/1972
18 games	2/23/2002	3/15/2003
16 games	2/12/1972	2/17/1973
13 games	12/11/1965	12/20/1966
13 games	1/19/1977	12/30/1977
11 games	10/29/2004	1/29/2005
11 games	2/9/2020	11/20/2021
10 games	2/27/1973	2/15/1974
8 games	1/11/1978	2/21/1978
8 games	2/16/1980	1/24/1981
8 games	1/26/1990	11/24/1990
► 8 games	2/22/2025	TBD

CORNELL HISTORY

MOST CONSECUTIVE GAMES IN NEW YORK

Cornell Program History

SPAN	START	END	RECORD
58 games	2/28/1931	2/5/1945	20-36-2
18 games	1/20/2017	3/18/2017	10-4-4
16 games	1/20/2006	3/18/2006	10-4-2
► 15 games	11/14/2025	1/24/2026	7-2-0

NCAA RANKINGS

USCHO.com Poll (as of 1/5/26)

Bold denotes Cornell opponent in 2025-26

SCHOOL	RECORD	LAST	PTS
1. Michigan (46)	16-4-0	1	995
2. Michigan State (2)	14-4-0	3	908
3. Wisconsin (1)	13-3-2	2	866
4. North Dakota	16-4-0	4	854
5. Minnesota Duluth	14-6-0	5	784
6. Western Michigan (1)	14-6-0	7	776
7. Denver	12-7-2	6	662
8. Quinnipiac	14-4-2	10	648
9. Penn State	12-6-0	8	578
10. UConn	11-5-3	11	517
11. Dartmouth	12-4-0	9	463
12. Maine	12-7-2	15	411
13. Boston College	11-6-1	13	410
14. Cornell	9-4-0	17	328
15. Minnesota State	12-5-5	14	298
16. Northeastern	10-7-0	12	231
17. Augustana	12-6-3	RV	173
18. Providence	9-7-2	16	157
19. Boston University	9-8-1	19	101
20. Princeton	10-4-0	RV	83

Receiving votes: Union (76), Harvard (38), New Hampshire (24), Arizona State (19), Michigan Tech (19), St. Cloud State (16), Bentley (15), St. Thomas (14), UMass (13), Bemidji State (6), Bowling Green (5), Holy Cross (5), Miami (5), Colorado College (1), RIT (1)

USA Hockey Poll (as of 1/7/26)

Bold denotes Cornell opponent in 2025-26

SCHOOL	RECORD	LAST	PTS
1. Michigan (34)	16-4-0	1	680
2. Michigan State	14-4-0	3	626
3. Wisconsin	13-3-2	2	610
4. North Dakota	16-4-0	4	571
5. Minnesota Duluth	14-6-0	5	541
6. Western Michigan	14-6-0	7	514
7. Denver	12-7-2	6	472
8. Quinnipiac	14-4-2	10	434
9. Penn State	12-6-0	9	400
10. Dartmouth	12-4-0	8	372
11. UConn	11-5-3	11	349
12. Cornell	9-4-0	17	261
13. Boston College	11-6-1	13	252
14. Maine	12-7-2	18	231
15. Minnesota State	12-5-5	14	178
Northeastern	10-7-0	12	178
17. Providence	9-7-2	15	112
18. Augustana	12-6-3	RV	109
19. Princeton	10-4-0	RV	64
20. Harvard	7-5-1	16	48

Receiving votes: Boston University (33), Union (29), St. Cloud State (23), Arizona State (22), UMass (12), Bentley (6), Bemidji State (4), St. Thomas (4), New Hampshire (2), RIT (2), Miami (1)

JONNY-ON-THE-DOT

► Junior forward **JONATHAN CASTAGNA** boasts the nation's top faceoff win percentage among players with at least 150 faceoff wins, going 156-of-242 (64.7 percent). He's one of eight players this season with at least 150 wins and a success rate of 60.0 percent or better.

► Since Jan. 1, 2024, Castagna has been the nation's most reliable player in the faceoff circle, winning 62.7 percent of his draws (363-of-579). He's the lone active Division I player with at least 300 faceoff wins and a 60 percent win rate. Colorado College's Klavs Veinbergs is next-closest at 59.7 percent (441-of-739).

► Castagna's team-leading 156 faceoff wins translate to 12.00 wins per game, seventh nationally and first among ECAC Hockey players. Combined with junior forward **RYAN WALSH** (144 wins, 11.08 per game, tied for 15th nationally), Cornell is the only Division I program with multiple players averaging at least 10 faceoff wins per game.

SPECIAL TEAMS SPECIAL

► In Cornell's 6-1 victory over RPI on Nov. 22, junior forward **JONATHAN CASTAGNA** achieved a rare feat by scoring both a power-play and short-handed goal while linemate **RYAN WALSH** had a career-high five assists.

► The last Big Red player to score on both sides of special teams in one game was forward **ONDREJ PSENICKA** '25 against Clarkson on Feb. 19, 2022. Since Psenicka's short-handed goal came into an empty net, Castagna became Cornell's first player to score a power-play and short-handed goal against an opposing goaltender since forward **MIKE RUTTER** '00, on Feb. 11, 2000, also against Clarkson.

► Castagna is the 17th Cornell player (24th instance) since 1960-61 to score on both sides of special teams in the same game, and just the fourth (sixth occurrence) to do so over the last 45 years.

► This season, Castagna is one of seven Division I players to have multiple power-play and short-handed goals, joining Maine's Josh Nadeau (3 PPG, 2 SHG), Minnesota Duluth's Max Plante (6 PPG, 2 SHG), North Dakota's Dylan James (5 PPG, 2 SHG) and St. Thomas' trio of Alex Gaffney (5 PPG, 3 SHG), Nathan Pilling (2 PPG, 2 SHG) and Lucas Van Vliet (3 PPG, 2 SHG).

► Castagna is the second Big Red player in as many seasons to achieve the feat, joining forward **DALTON BANCROFT** (3 PPG, 2 SHG) last season.

► With another short-handed goal, Castagna would become the first Cornell player with three in a season since forward **MIKE IGGULDEN** '05 (four) in 2004-05.

FIVE-PIECE, PLEASE

► Since being named to the U.S. Collegiate Selects roster for the Spengler Cup on Nov. 6, junior forward **RYAN WALSH** (3-11—14) has found his scoring touch, collecting 12 of his team-leading 14 points (3-9—12).

► In Cornell's 6-1 win over RPI on Nov. 22, Walsh recorded a career-high five assists, becoming the 21st Big Red player (30th instance) to register at least five assists in a game and the first since current head coach **CASEY JONES** '90 on Jan. 6, 1989, against Brown.

WALSH TO WEAR THE 'C'

► Junior forward **RYAN WALSH** was named captain of the Cornell hockey team, head coach **CASEY JONES** '90 announced Sept. 30. Senior defenseman **JACK O'BRIEN** and junior forward **JONATHAN CASTAGNA** will serve as alternate captains.

► "We have a large contingent of guys who can be leaders in our locker room," Jones said. "It was evident these three came to the forefront as emblematic of what Cornell hockey is all about. When you have guys who work this hard, do things the right way, and are great players, it's a good combination."

► Walsh is the 22nd player since 1957-58 to be named captain in his junior year and only the fourth to serve as sole captain, joining **STEPHEN BÂBY** (2001-02), **JOHN McCARRON** (2013-14) and **KYLE PENNEY** (2023-24).

NCAA LEADERS

TOP FACEOFF WIN PERCENTAGES (Min. 150 FOW)

This Season (as of 1/7/26)

PLAYER	TEAM	FO%
► Jonathan Castagna	Cornell	.6446
Tyson Gross	St. Cloud State	.6296
Ellis Rickwood	North Dakota	.6260
Victor Czerneckianair	Quinnipiac	.6213
Kyle Gaffney	Minn. Duluth	.6134
Owen Michaels	Western Mich.	.6132

CORNELL HISTORY

PLAYERS WITH PPG & SHG IN SAME GAME

Cornell Program History (Since 1980-81)

PLAYER	DATE / OPPONENT
Joe Nieuwendyk	12/3/1985 at Colgate
Joe Nieuwendyk	11/14/1986 vs. Army
Joe Nieuwendyk	1/16/1987 vs. Yale
Mike Rutter	2/11/2000 at Clarkson
Ondrej Psenicka	2/19/2022 vs. Clarkson
► Jonathan Castagna	11/22/2025 vs. RPI

NCAA LEADERS

PLAYERS WITH MULTIPLE PPG & SHG

This Season (as of 1/7/26)

PLAYER	TEAM	PPG	SHG
► Jonathan Castagna	Cornell	2	2
Alex Gaffney	St. Thomas	5	3
Dylan James	North Dakota	5	2
Josh Nadeau	Maine	3	2
Nathan Pilling	St. Thomas	2	2
Max Plante	Minn. Duluth	6	2
Lucas Van Vliet	St. Thomas	3	2

CORNELL RECORD BOOK

BIG RED PLAYERS WITH 5-ASSIST GAMES

Cornell Program History (Since 1980-81)

PLAYER	DATE / OPPONENT	AST
Joe Gallant	2/2/1982 vs. Princeton	5
Casey Jones	1/6/1989 vs. Brown	5
► Ryan Walsh	11/22/2025 vs. RPI	5

NPI RANKINGS

NCAA PERCENTAGE INDEX (as of 1/7/26)
Bold denotes Cornell opponent in 2025-26

SCHOOL	RECORD	NPI	WW%
1. Michigan	16-4-0	59.637	.763
2. North Dakota	16-4-0	59.012	.782
3. Wisconsin	13-3-2	58.351	.728
4. Minnesota Duluth	14-6-0	57.802	.700
5. Michigan State	14-4-0	57.768	.733
6. Dartmouth	12-4-0	56.539	.773
7. Western Michigan	14-6-0	56.467	.672
8. Penn State	12-6-0	56.378	.670
9. Denver	12-7-2	56.302	.672
10. Quinnipiac	14-4-2	55.811	.713
11. Cornell	9-4-0	55.101	.712
12. Princeton	10-4-0	54.994	.726
13. Augustana	12-6-3	54.767	.650
14. Minnesota State	12-5-5	54.400	.670
15. UConn	11-5-3	54.324	.616
16. Boston College	11-6-1	54.016	.632
17. Harvard	7-5-1	53.623	.603
18. Providence	9-7-2	53.556	.587
19. St. Thomas	11-7-3	53.395	.589
20. St. Cloud State	10-10-0	53.248	.529
21. Northeastern	10-7-0	53.214	.575
22. Maine	12-7-2	52.955	.542
23. Boston University	9-8-1	52.659	.513
24. New Hampshire	11-8-0	52.654	.541
25. Arizona State	11-10-1	52.586	.461
26. Bowling Green	9-5-4	52.436	.595
27. Union	12-5-2	52.267	.652
28. Bemidji State	9-8-3	52.159	.514
29. Holy Cross	10-7-2	52.070	.609
30. Miami	11-7-2	51.619	.540
31. Michigan Tech	12-8-2	51.552	.593
32. Minnesota	8-10-1	51.542	.419
33. Ohio State	6-11-1	51.159	.425
34. Colorado College	8-9-3	51.014	.456
35. Clarkson	9-11-0	50.930	.448
36. Bentley	10-6-2	50.881	.598
37. Lindenwood	9-9-0	50.861	.513
38. RIT	11-9-0	50.814	.573
39. Air Force	10-8-2	50.746	.524
40. Merrimack	9-10-0	50.570	.488
41. UMass	9-9-0	50.494	.466
42. Omaha	7-13-0	50.485	.373
43. Sacred Heart	9-7-2	50.182	.521
44. LIU	6-12-1	49.917	.471
45. Army	7-9-5	49.787	.477
46. Alaska	5-11-1	49.368	.350
47. Colgate	7-11-2	48.719	.417
48. Canisius	9-9-2	48.533	.480
49. Lake Superior State	8-13-1	48.411	.427
50. UMass Lowell	7-12-0	48.069	.404
51. Vermont	6-11-0	47.379	.346
52. Yale	4-10-0	46.237	.274
53. Notre Dame	4-13-1	46.219	.243
54. Niagara	7-10-0	45.774	.362
55. Brown	3-12-0	45.180	.242
56. RPI	5-14-0	44.797	.260
57. Stonehill	4-13-2	44.582	.288
58. Alaska Anchorage	3-13-0	44.233	.249
59. Ferris State	4-18-0	44.142	.171
60. Robert Morris	4-12-2	44.002	.300
61. Northern Michigan	1-21-0	42.315	.114
62. St. Lawrence	2-16-2	40.515	.143
63. Mercyhurst	0-17-1	37.479	.034

WALSH PARTICIPATES AT SPENGLER CUP

► Junior captain **RYAN WALSH** participated in the 97th Spengler Cup last week with the U.S. Collegiate Selects in Davos, Switzerland. The USCS marked the first time a select team representing college hockey competed in the prestigious annual tournament. Only two U.S. college programs — Minnesota (1981) and North Dakota (1982) — had previously participated.

► Walsh appeared in both of the USCS' pool play games, logging a total of 24:12 of ice time. After being scratched for the 5-3 semifinal win over Sparta Praha on Dec. 30, Walsh recorded a goal and assist in 12:46 of action as hosts HC Davos claimed their tournament-leading 17th Spengler Cup title with a 6-3 championship victory on New Year's Eve.

► According to *Elite Prospects'* roster data dating to 1983, Walsh became the 14th Cornell player named to a Spengler Cup roster, joining **LANCE NETHERY** (HC Davos, 1983-89), **DAN RATUSHNY** (Team Canada, 1988, 1990, 2000), **BRAD CHARTRAND** (Team Canada, 1997), **JASON ELLIOTT** (TPS, 2002), **DAVE LENEVEU** (Team Canada, 2009), **CHARLIE COOK** (HC Davos, 2010), **MIKE IGGULDEN** (Team Canada, 2010), **MIKE KNOEPFLI** (HC Fribourg-Gottéron, 2012), **KIRILL GOTOVETS** and **BEN SCRIVENS** (Dinamo Minsk, 2016), **RYAN VESCE** (HC Lugano, 2016; EHC Olten, 2017), **RILEY NASH** (Team Canada, 2022) and **ALEX GREEN** (Straubing Tigers, 2024).

OFF TO A GOOD START

► Cornell's 9-4-0 record through 13 games under **CASEY JONES** '90 is the best 13-game start by a first-year Big Red coach since **BRIAN McCUTCHEON** '71, who also went 9-4-0, to begin 1987-88.

► Jones' .692 win percentage is tied with **TALBOT HUNTER** (1909-11) and McCutcheon for the second-best mark through a coach's first 13 games at Cornell. Only **DICK BERTRAND** '70 posted a better record, opening with an 11-2-0 mark.

► A weekend sweep of Alaska would keep Jones tied with Hunter and McCutcheon (11-4-0) for the second-best win percentage through a Cornell coach's first 15 games, trailing only Bertrand (12-3-0, .800).

► Among the 11 Division I programs currently playing under first-year head coaches, Cornell's .692 win percentage through 13 games is tied with North Dakota and RIT (both 9-4-0) for the highest mark. Michigan Tech (8-4-1, .654) and Lindenwood (8-5-0, .615) are the only other programs with winning records through 13 games under new leadership.

PASSING THE TORCH ON EAST HILL

► A new era has arrived on East Hill as former captain **CASEY JONES** '90 assumed head coaching duties from **MIKE SCHAFER** '86, who retired after 30 years (1995-2025).

► With Jones at the helm, the 2025-26 season marks the 39th consecutive year a Cornell graduate has served as the Big Red's head coach, continuing a lineage featuring **BRIAN McCUTCHEON** '71 (1987-95) and Schafer (1995-2025). Cornell owns the second-longest active streak in Division I hockey with an alumnus as head coach, trailing only Boston University (53 years). New Hampshire (36 years) and Boston College (32 years) are the only other programs with 30-plus-year streaks.

► Since 1970-71, when **DICK BERTRAND** '70 became head coach, the Big Red have featured an alum in the position for 50 of the last 55 seasons.

► Jones is one of 11 new head coaches in Division I hockey this season and one of three in ECAC Hockey, joining RPI's Eric Lang and Yale's interim head coach Joe Howe.

HAIL TO THEE, OUR ALMA MATER!

► **CASEY JONES** '90, the Jay R. Bloom '77 Head Coach of Cornell Men's Ice Hockey, is one of 25 Division I head coaches leading their alma mater this season.

► Roughly 40 percent of the 63 active Division I programs are helmed by alumni head coaches. Within ECAC Hockey, Jones is joined by Ted Donato (Harvard), Mike Harder (Colgate), Jean-François Houle (Clarkson) and Brendan Whittet (Brown).

► ECAC Hockey is tied for the national lead with five alumni head coaches, alongside Hockey East and the NCHC. The Big Ten and CCHA each have three, while Atlantic Hockey and the Independents feature two apiece.

POWERFUL ON THE POWER PLAY

► Cornell has scored a power-play goal in seven of its last nine games, including four straight between Nov. 14-22.

► The Big Red's 33.3 percent power-play success rate since Nov. 14 ranks fourth nationally, trailing Minnesota (40.9 percent), North Dakota (40.0 percent) and Minnesota Duluth (36.8 percent).

► Cornell's 26.2 percent success rate on the power play this season (11-of-42) ranks seventh nationally and leads all ECAC Hockey programs.

CORNELL RECORD BOOK

BEST 13-GAME STARTS BY HEAD COACH
Cornell Program History

COACH	SEASON(S)	REC.	W%
Dick Bertrand	1970-71	11-2-0	.846
Talbot Hunter	1909-11	9-4-0	.692
Brian McCutcheon	1987-88	9-4-0	.692
► Casey Jones	2025-26	9-4-0	.692
Ned Harkness	1963-64	8-5-0	.615
Nicky Bawlf	1920-23	7-5-1	.577
Mike Schafer	1995-96	6-4-3	.577
Lou Reycroft	1982-83	6-6-1	.500

CORNELL NATIONALLY...



2025-26 TEAM STATISTICS (as of 1/7/26)

	STAT	NCAA	ECAC
BLOCKED SHOTS	128	62nd	11th
FACEOFF WIN PERCENTAGE	.557	2nd	2nd
PENALTY KILL PERCENTAGE	.800	35th	6th
POWER-PLAY PERCENTAGE	.262	7th	1st
SCORING DEFENSE	1.92	2nd	1st
SCORING MARGIN	+1.38	9th	4th
SCORING OFFENSE	3.31	18th	5th
TOTAL ASSISTS	75	50th	7th
PIM PER GAME	8.15	51st	8th
TOTAL POINTS	118	50th	7th
TOTAL PIM	106	60th	9th
POWER-PLAY GOALS	11	38th	5th
SHORT-HANDED GOALS	2	16th	3rd
WIN PERCENTAGE	.692	10th	4th

2025-26 INDIVIDUAL LEADERS (as of 1/7/26)

	STAT	NCAA	ECAC
ASSISTS PER GAME			
Ryan Walsh	0.85	16th	2nd
FACEOFF WINS			
Jonathan Castagna	156	57th	7th
GAME-WINNING GOALS			
Charlie Major	3	8th	2nd
GOALTENDER WIN PERCENTAGE			
Alexis Cournoyer	.700	13th	6th
GOALS-AGAINST AVERAGE			
Alexis Cournoyer	1.93	9th	2nd
GOALS PER GAME			
Jonathan Castagna	0.54	35th	8th
POINTS PER GAME			
Ryan Walsh	1.08	41st	8th
Jonathan Castagna	1.00	61st	16th
Charlie Major	1.00	61st	16th
POWER-PLAY GOALS			
Xavier Veilleux	3	48th	8th
SAVE PERCENTAGE			
Alexis Cournoyer	.925	16th	2nd
SHORT-HANDED GOALS			
Jonathan Castagna	2	3rd	1st

CORNELL IN THE RANKINGS

DATE	NPI	USCHO	USA
Preseason	N/A	17 (228)	16 (181)
Oct. 6	N/A	17 (177)	16 (133)
Oct. 13	N/A	18 (159)	18 (135)
Oct. 20	N/A	19 (123)	18 (109)
Oct. 27	N/A	20 (87)	20 (65)
Nov. 3	N/A	17 (160)	16 (150)
Nov. 10	N/A	20 (107)	19 (81)
Nov. 17	N/A	19 (149)	17 (155)
Nov. 24	N/A	17 (242)	16 (196)
Dec. 1	N/A	17 (183)	16 (154)
Dec. 8	14	17 (215)	15 (158)
Dec. 15	14	17 (205)	16 (158)
Dec. 29	15	17 (222)	17 (155)
Jan. 5	11	14 (328)	12 (261)

NPI not officially acknowledged until after first weekend of play in December due to sample size

LIGHTING THE LAMP (CARNELIAN) RED

► Cornell has averaged at least three goals per game in each of the past seven seasons dating to 2017-18. The Big Red's seven-year streak is the second-longest active run in Division I hockey, trailing Western Michigan's nine-season stretch.

► Since the beginning of 2017-18, Cornell ranks 12th nationally in goal scoring (3.210), one of 17 Division I programs averaging at least three goals per contest. The Big Red's average is second in ECAC Hockey behind only Quinnipiac (3.467, sixth nationally), while Denver leads Division I at 3.663 goals per game.

YOU FEEL THAT (NHL) DRAFT?

► Cornell has nine players drafted by NHL clubs, the program's highest total since 2005-06. Only the 1990-91 (14) and 2004-05 (10) rosters featured more NHL draft picks.

► For the first time in program history, Cornell has three draft picks selected within the first three rounds: junior forward **JONATHAN CASTAGNA** (70th overall, Utah via Arizona), sophomore defenseman **MICHAEL FISHER** (76th, San Jose) and junior defenseman **GEORGE FEGARAS** (83rd, Dallas). The Big Red previously had two players selected in the first three rounds 10 times, most recently in three of the last four seasons.

► Fisher is the highest-drafted Cornell defenseman since **SASHA POKULOK** went 14th overall to Washington in 2005, and became the first Big Red player selected by San Jose since defenseman **JOAKIM RYAN** was taken in the seventh round (198th overall) in 2012.

► Freshman goaltender **ALEXIS COURNOYER** was Cornell's lone selection in the 2025 NHL Entry Draft, taken in the fifth round (145th overall) by Montréal. He's the 13th Big Red goaltender to be drafted and the first since **DAVID LeNEVEU** in 2002 (48th overall, Phoenix).

► Cornell's nine NHL draft picks are tied with Colorado College for 11th-most in Division I. Boston University leads the nation with 19, followed by Michigan State (15), Denver (14), Michigan and Minnesota (13 each), Boston College and North Dakota (12 each), and Harvard, Western Michigan and Wisconsin (10 each).

IN ELITE COMPANY

► Cornell enters this season as one of six Division I programs to have qualified for the NCAA Tournament in at least three consecutive seasons, joining Quinnipiac (six), Minnesota (five), Denver and Western Michigan (four each) and Boston University (three).

► Among that group, Cornell and Boston University are the only programs to have won at least one NCAA Tournament game in each of their last three appearances.

MODEL OF CONSISTENCY

► With ECAC Hockey play well underway, Cornell looks to extend its streak of consecutive 10-win seasons in conference play. The Big Red have reached double-digit ECAC Hockey victories in each of the last eight seasons, the third-longest streak in program history behind runs of 19 seasons (1964-83) and 13 seasons (1999-2012).

► Under recently retired head coach **MIKE SCHAFFER** '86, Cornell posted at least 10 conference wins in 24 of 29 seasons (82.8 percent). The Big Red's active streak is the fourth-longest in Division I hockey, trailing only Minnesota State (13 seasons), Boston University (11) and Western Michigan (nine).

ON THE PLUS SIDE

► Senior forward **NICK DeSANTIS** enters this weekend with a career plus-minus rating of plus-43, ranking 10th among active Division I players.

► DeSantis is one of six active Division I forwards with at least a plus-40 career rating, joining Quinnipiac's Mason Marcellus (plus-53) and Victor Czerneckianair (plus-42), Michigan State's Daniel Russell (plus-49), Denver's Rieger Lorenz (plus-46) and Boston College's Andre Gasseau (plus-42).

► Paired with junior forward **JONATHAN CASTAGNA**'s plus-31 rating, Cornell is one of three programs with multiple forwards posting ratings of plus-30 or better, joining Denver (four) and Quinnipiac (two).

► DeSantis' plus-43 rating is tied with former forward **MAX ANDREEV** '23 for the sixth-highest by a forward in program history since the statistic began being officially tracked in 2002-03.

NCAA LEADERS

MOST NHL DRAFT PICKS ON ROSTER This Season

SCHOOL(S)	TOTAL
Boston University	19
Michigan State	15
Denver	14
Michigan	13
Minnesota	13
Boston College	12
North Dakota	12
Harvard	10
Western Michigan	10
Wisconsin	10
Colorado College	9
► Cornell	9

NCAA LEADERS

ACTIVE STREAKS WITH 10+ CONFERENCE WINS Division I Programs

SCHOOL	STREAK	AVG. WINS
Minnesota State	13	18.23
Boston University	11	13.27
Western Michigan	9	13.00
► Cornell	8	13.75
North Dakota	7	14.71
Quinnipiac	7	15.43

NOTE: Data does not include this season

ECAC WEEKLY HONORS		
DATE	AWARD	PLAYER (SCHOOL)
Oct. 6	Forward	Jeremy Wilmer (Quinnipiac)
	Defender	Matthew Mayich (Clarkson)
	Rookie	Matthew Lansing (Quinnipiac)
	Goalie	Cameron Korpi (Union)
Oct. 13	Forward	Brandon Buhr (Union)
	Defender	Antonio Fernandez (Colgate)
	Rookie	Ethan Wyttenbach (Quinnipiac)
	Goalie	Cameron Korpi (Union)
Oct. 20	Forward	Jack Brandt (Colgate)
	Defender	Tyler Dunbar (Union)
	Rookie	Etienne Lessard (Union)
	Goalie	Matej Marinov (Quinnipiac)
Oct. 27	Forward	Jack Brandt (Colgate)
	Defender	Tristan Sarsland (Clarkson)
	Rookie	Markus Vidicek (Quinnipiac)
	Goalie	Shane Soderwall (Clarkson)
Nov. 3	Forward	Jaxson Ezman (Princeton)
	Defender	Eric Charpentier (Dartmouth)
	Rookie	Gio DiGiulian (Cornell)
	Goalie	Noah Krawchuk (RPI)
Nov. 10	Forward	Hayden Stovroff (Dartmouth)
	Defender	CJ Foley (Dartmouth)
	Rookie	Alexis Cournoyer (Cornell)
	Goalie	Noah Pak (Yale)
Nov. 17	Forward	Simon Labelle (Colgate)
	Defender	George Fegas (Cornell)
	Rookie	Nathan Morin (Dartmouth)
	Goalie	Cameron Korpi (Union)
Nov. 24	Forward	Kai Daniells (Princeton)
	Defender	Brett Merner (Colgate)
	Rookie	Alexis Cournoyer (Cornell)
	Goalie	Matej Marinov (Quinnipiac)
Dec. 1	Forward	Luciano Wilson (RPI)
	Defender	CJ Foley (Dartmouth)
	Rookie	Ethan Wyttenbach (Quinnipiac)
	Goalie	Jack Stark (Yale)
Dec. 8	Forward	Hayden Stovroff (Dartmouth)
	Defender	Tyler Dunbar (Union)
	Rookie	Brayden Gillespie (Union)
	Goalie	Conor Callaghan (Princeton)
Dec. 15	Forward	Ben Muthersbaugh (Union)
	Defender	Tyler Dunbar (Union)
	Rookie	Nathan Morin (Dartmouth)
	Goalie	Brayden Gillespie (Union)
Dec. 30	Forward	Ryan Bottrill (Clarkson)
	Defender	Tyler Rubin (Princeton)
	Rookie	Brock Devlin (Dartmouth)
	Goalie	Emmett Croteau (Dartmouth)
Jan. 5	Forward	Victor Czerneckianair (Quinnipiac)
	Defender	Tyler Rubin (Princeton)
	Rookie	Aiden Long (Cornell)
	Goalie	Arthur Smith (Princeton)

2025-26 ECAC HOCKEY STANDINGS																
ECAC HOCKEY											OVERALL					
OPPONENT	PTS	GP	W	L	T	OW	OL	SW	GF	GA	GP	W	L	T	GF	GA
Princeton	19	8	6	2	0	0	1	0	30	18	14	10	4	0	53	37
Dartmouth	18	8	6	2	0	0	0	0	35	18	16	12	4	0	64	32
Cornell	18	8	6	2	0	0	0	0	29	14	13	9	4	0	43	25
Quinnipiac	17	8	6	2	0	1	0	0	33	19	20	14	4	2	78	47
Harvard	15	8	5	3	0	0	0	0	26	29	13	7	5	1	42	42
Colgate	12	8	4	3	1	1	0	0	27	25	20	7	11	2	53	66
Union	11	8	3	4	1	0	0	1	21	23	19	12	5	2	72	39
Clarkson	9	8	3	5	0	0	0	0	21	23	20	9	11	0	58	61
Yale	9	8	3	5	0	1	1	0	19	26	14	4	10	0	29	50
Brown	7	8	2	6	0	0	1	0	17	32	15	3	12	0	34	56
RPI	6	8	2	6	0	0	0	0	16	27	19	5	14	0	36	65
St. Lawrence	3	8	1	7	0	0	0	0	20	40	20	2	16	2	43	88
IVY LEAGUE											OVERALL					
OPPONENT	PTS	GP	W	L	T	OW	OL	SW	GF	GA	GP	W	L	T	GF	GA
Dartmouth	9	4	3	1	0	0	0	0	19	10	16	12	4	0	64	32
Cornell	9	4	3	1	0	0	0	0	13	6	13	9	4	0	43	25
Princeton	7	4	2	2	0	0	1	0	10	10	14	10	4	0	53	37
Harvard	6	4	2	2	0	0	0	0	13	11	13	7	5	1	42	42
Brown	6	6	2	4	0	0	0	0	14	24	15	3	12	0	34	56
Yale	5	6	2	4	0	1	0	0	12	20	14	4	10	0	29	50
LAST WEEK'S RESULTS											THIS WEEK'S SCHEDULE					
Monday, Dec. 29											Friday, Jan. 9					
Clarkson 3, RIT 2											Alaska at #14 Cornell, 7:00					
Friday, Jan. 2											Union at #8 Quinnipiac, 7:00					
#17 Cornell 6, Omaha 4											Harvard at #11 Dartmouth, 7:00					
Princeton 5, #9 Dartmouth 4											RPI at #20 Princeton, 7:00					
#10 Quinnipiac 9, #18 Harvard 1											Clarkson at Brown, 7:00					
Stonehill 6, St. Lawrence 2											St. Lawrence at Yale, 7:00					
CACTUS CUP TOURNAMENT											Saturday, Jan. 10					
Palm Springs, Calif.											Alaska at #14 Cornell, 7:00					
St. Cloud State 6, Yale 2											RPI at #8 Quinnipiac, 7:00					
Saturday, Jan. 3											Union at #20 Princeton, 7:00					
#17 Cornell 3, Omaha 2											St. Lawrence at Brown, 7:00					
#10 Quinnipiac 5, #9 Dartmouth 3											Monday, Jan. 12					
Princeton 3, #18 Harvard 2											#19 Boston University at Harvard, 7:00					
Clarkson 6, Niagara 2																
Merrimack 3, Brown 2																
Stonehill 3, St. Lawrence 3																
(Stonehill wins SO)																
Vermont 3, RPI 0																
Colgate 3, New Hampshire 2																
CACTUS CUP TOURNAMENT																
Palm Springs, Calif.																
#14 Minnesota State 4, Yale 3																
Saturday, Jan. 3 (exhibition)																
#20 Union 9, RMC 0																
Sunday, Jan. 4																
New Hampshire 3, Colgate 2																

TIME TO STUDY THE ROSTER

► Cornell has 14 newcomers on this year's roster — 12 freshmen and two sophomore transfers — matching the program's highest total since 2021-22, when the Big Red added 14 freshmen following the cancellation of the 2020-21 season due to COVID-19.

► Only four teams in program history have had more newcomers: 1992-93 (18), 1957-58 (16), 1964-65 (16) and 1978-79 (16, which included four transfers from Penn after the Quakers disbanded their program).

► The Big Red's 12 freshmen are tied with Alaska, Boston University, Bowling Green, Colorado College, UMass Lowell and Miami for second-most in Division I, trailing only Michigan Tech (13).

NOTHING EXTRA, PLEASE

► All 13 of Cornell's games this season have ended in regulation, the longest season-opening stretch without overtime since 2017-18, when the Big Red played its first 15 games without needing an extra frame.

► It marks the eighth time in program history Cornell has reached its 13th game without playing overtime, joining 1959-60, 1964-65, 1965-66, 1975-76, 1978-79, 1987-88 and 2017-18. The program record stands at 25 games, set in 1978-79, while the Big Red also went entire seasons without overtime in 1959-60 and 1965-66 (both 21-game campaigns).

► Should both games against Alaska end in regulation this weekend, it would mark just the eighth time in program history, and the second time in the last 38 years, that Cornell has played its first 15 games of a season without overtime — matching those same seven seasons listed above.

CORNELL RECORD BOOK

MOST NEWCOMERS ON ROSTER SEASON Cornell Program History

SEASON	NEWCOMERS	ROSTER	PCT
1992-93	18	29	62.1%
1957-58	16	16	100.0%
1964-65	16	22	72.7%
1978-79	16	23	69.6%
2021-22	14	30	46.7%
► 2025-26	14	31	45.2%

SERIES HISTORY



AT



SERIES HISTORY

CORNELL LEADS, 3-0-0

Ithaca, N.Y. (Lynah Rink):	2-0-0 (2-0-0)
Fairbanks, Alaska (Carlson Center):	0-0-0 (0-0-0)
Neutral Sites:	1-0-0
Casey Jones vs. Alaska (at Cornell):	3-1-1 (0-0-0)

SCORING RECORDS

CORNELL

Ithaca:	3
COR, 3-2 (OT) (10/29/2021)	
Fairbanks:	N/A
Neutral:	5
COR, 5-2 (1/3/1987)	

ALASKA

Ithaca:	2
COR, 3-2 (OT) (10/29/2021)	
Fairbanks:	N/A
Neutral:	2
COR, 5-2 (1/3/1987)	

GAME-BY-GAME RESULTS

DATE	COR RK	UAF RK	SITE	SCORE
1/3/1987			Hartford, Conn.	W, 5-2
10/29/2021	#16		Ithaca, N.Y.	W, 3-2 (OT)
10/30/2021	#16		Ithaca, N.Y.	W, 1-0 (OT)

SCOUTING ALASKA

► Alaska enters this weekend 5-11-0 overall after splitting last weekend's series against then-No. 16 Providence. The Nanooks fell 5-2 on Friday before scoring five unanswered goals in a 5-1 victory Saturday for their first true-road win of the season (1-8-1).

► Following this weekend, Alaska opens a six-game homestand when it hosts Alaska Anchorage in the first two games of the Alaska Airlines Governor's Cup. After hosting Lindenwood (Jan. 23-24) and LIU (Jan. 30-31), the Nanooks will play Alaska Anchorage six consecutive times between Feb. 6-28. Alaska won't return to the contiguous 48 until March 5, when it will compete in the inaugural United Collegiate Hockey Cup, a tournament featuring all five Division I independent programs, hosted by Lindenwood in Maryland Heights, Mo.

► Michael Citara (7-9—16) paces Alaska's offensive attack, leading the team in all three major scoring categories. Chase Dafoe (5-3—8) has a team-high three power-play goals.

► Lassi Lehti has handled the bulk of the minutes in goal for the Nanooks, starting 12 of his 13 appearances and posting a 4-7-1 record with a 2.73 goals-against average and .916 save percentage. Calvin Vachon (1-4-0, 3.06, .907) has started five of his six appearances.

39 YEARS, 3,084 MILES, 3 MEETINGS

► Cornell and Alaska will meet for the fourth and fifth times in program history this weekend. The Big Red have won all three previous meetings, including a pair of overtime victories when the Nanooks made their first-ever trip to Ithaca on Oct. 29-30, 2021.

► The programs' first meeting came on Jan. 3, 1987, when Cornell scored five unanswered goals in a 5-2 victory in the championship game of the Phoenix Mutual Classic in Hartford, Conn. Sophomore forward Darren Snyder scored twice and freshman forward Casey Jones '90 chipped in three points (one goal, two assists) to guide the Big Red to the tournament title. Jones compiled six points (1-5—6) in the two-game tournament en route to MVP honors.

CORNELL - ALASKA CONNECTIONS

► Cornell assistant coach **CHRIS BROWN** will be coaching against the team where he spent the previous four seasons as associate head coach under Erik Lergen, helping compile a 65-56-13 (.534) record. In 2022-23, the Nanooks posted a 22-10-2 mark and finished one spot shy of qualifying for the NCAA Tournament. Brown oversaw the defensive unit, which ranked fourth nationally in scoring defense (2.20 goals per game) that season. Associate head coach Matt Curley coached **LUKE DEVLIN** and **REMINGTON KEOPPLE** on the 2021-22 Des Moines Buccaneers, which also featured Fyodor Nikolayenya. Curley also served as an assistant coach on Team USA at the 2011 IIHF World U18 Championship in Crimmitschau and Dresden, Germany, which featured former Cornell forward **COLE BARDREAU** '15 on the roster. **AIDEN LONG** and Barlage played together on the 2023-24 Madison Capitols. **NICHOLAS WOLFENBERG** and Spak spent three seasons on the Okotoks Oilers (2021-24) together. **DONOVAN HAMILTON** played with Kruse and Cardona on the Omaha Lancers in 2022-23. Keopple also played with Kruse on the 2020-21 Des Moines Buccaneers. Hamilton and Tommy Cronin played together last season with the Salmon Arm Silverbacks. **CONNOR ARSENEAULT** played with Lucas Sorace on last year's Chilliwack Chiefs, while **PARKER MURRAY** played with Sorace on the Chilliwack Chiefs and Penticton Vees in 2023-24. **SEAN DONALDSON** and Michael Citara played together on the 2020-21 Sioux Falls Stampede. Arsenault played with Davis Borozinskis on last year's Omaha Lancers, while **XAVIER VEILLEUX** and Borozinskis won the Clark Cup together with the Muskegon Lumberjacks last year. **JUSTIN KATZ** played with Dafoe on the 2021-22 West Kelowna Warriors, while Donaldson also played with Dafoe on the 2018-19 Trail Smoke Eaters.

ALASKA'S NHL CONNECTIONS

► Calvin Vachon is the grandson of Hockey Hall of Fame goaltender Rogie Vachon, who played 795 NHL games over 16 years with Montréal (1967-72), Los Angeles (1972-78), Detroit (1978-80), and Boston (1980-82). Rogie won three Stanley Cups with Montréal (1968, 1969, 1971), shared the 1967-68 Vezina Trophy with Cornell Athletics and Hockey Hall of Fame goaltender Ken Dryden '69, and was a two-time Hart Trophy finalist (1975, 1977). After his playing career, Rogie spent 15 seasons in NHL front offices, serving as Los Angeles' interim head coach in 1983-84 and general manager from 1984-93. Calvin's father, Nick, played in one NHL game with the New York Islanders in 1996-97.

► Adam Cardona is the grandson of former NHLer Yvon Lambert, who won four consecutive Stanley Cups with Montréal from 1976-79. Lambert played 683 NHL games over 10 years with Montréal (1972-81) and Buffalo (1981-82), amassing 479 points (206 goals, 273 assists).

► Chase Dafoe is the son of former NHL goaltender Byron Dafoe, who played 415 NHL games over 12 years with Washington (1992-95), Los Angeles (1995-97), Boston (1997-02), and Atlanta (2002-04). Byron posted a 171-170-56 record with a 2.69 goals-against average and .904 save percentage, and led the NHL with 10 shutouts in 1998-99.

► Dylan Sydor is the son of former NHL defenseman Darryl Sydor, who played 1,291 NHL games over 18 seasons with Los Angeles (1991-96), Dallas (1995-2003, 2006-07, 2008-09), Columbus (2003-04), Tampa Bay (2003-06), Pittsburgh (2007-09), and St. Louis (2009-10). Darryl won two Stanley Cups with Dallas (1999) and Tampa Bay (2004).

YEAR-BY-YEAR RESULTS

SEASON	RECORD	W%	GF	GA	+/-
1957-58	2-4-1	.357	37	48	-11
1958-59	3-10-0	.231	26	105	-79
1959-60	1-7-0	.125	17	66	-49
1960-61	3-8-0	.273	40	36	+4
1961-62	8-2-0	.800	50	20	+30
1962-63	5-4-1	.550	44	31	+13
1963-64	5-5-1	.500	35	37	-2
1964-65	11-2-0	.846	91	37	+54
1965-66	13-1-0	.929	95	22	+73
1966-67	10-1-0	.909	76	18	+58
1967-68	12-0-0	1.000	77	15	+62
1968-69	12-0-0	1.000	94	15	+79
1969-70	12-0-0	1.000	86	20	+66
1970-71	13-0-0	1.000	88	23	+65
1971-72	12-1-0	.923	95	30	+65
1972-73	14-0-1	.967	99	42	+57
1973-74	11-1-0	.917	74	40	+34
1974-75	9-3-1	.731	74	43	+31
1975-76	10-3-0	.769	82	42	+40
1976-77	14-2-0	.875	124	63	+61
1977-78	13-1-1	.900	126	51	+75
1978-79	13-3-0	.813	93	52	+41
1979-80	8-5-0	.615	67	50	+17
1980-81	12-1-0	.923	70	27	+43
1981-82	6-8-0	.429	59	47	+12
1982-83	9-1-2	.833	54	33	+21
1983-84	7-5-0	.583	49	51	-2
1984-85	11-1-1	.885	72	43	+29
1985-86	6-4-4	.571	62	54	+8
1986-87	6-6-0	.500	59	55	+4
1987-88	10-5-0	.667	69	40	+29
1988-89	9-3-0	.750	52	31	+21
1989-90	10-2-2	.786	60	37	+23
1990-91	10-3-2	.733	73	39	+34
1991-92	6-3-2	.636	35	27	+8
1992-93	4-9-0	.308	39	53	-14
1993-94	5-7-2	.429	57	59	-2
1994-95	4-4-4	.500	48	39	+9
1995-96	11-1-2	.857	75	32	+43
1996-97	10-4-2	.688	62	42	+20
1997-98	6-6-0	.500	31	29	+2
1998-99	6-7-1	.464	43	44	-1
1999-00	11-3-0	.786	57	33	+24
2000-01	7-2-4	.692	33	26	+7
2001-02	14-1-1	.906	65	27	+38
2002-03	15-0-0	1.000	68	14	+54
2003-04	7-7-5	.500	46	41	+5
2004-05	15-0-1	.969	64	18	+46
2005-06	12-3-2	.765	55	36	+19
2006-07	9-7-2	.556	54	38	+16
2007-08	10-5-2	.647	58	32	+26
2008-09	12-3-1	.781	45	21	+24
2009-10	12-3-1	.781	53	28	+25
2010-11	9-8-1	.528	52	48	+4
2011-12	10-3-2	.733	41	24	+17
2012-13	6-5-2	.538	26	25	+1
2013-14	8-5-2	.600	33	32	+1
2014-15	7-7-3	.500	35	40	-5
2015-16	9-5-2	.625	46	39	+7
2016-17	9-4-3	.656	42	38	+4
2017-18	15-2-0	.882	62	24	+38
2018-19	12-6-0	.667	60	35	+25
2019-20	11-0-2	.923	50	19	+31
2020-21	— NO SEASON (COVID-19 PANDEMIC) —				
2021-22	9-4-3	.656	50	31	+19
2022-23	12-3-1	.781	56	26	+30
2023-24	10-3-2	.733	51	26	+25
2024-25	9-4-1	.679	45	29	+16
2025-26	6-0-0	1.000	26	12	+14
TOTALS	628-236-73	.709	4032	2449	+1583



If you've never been to a Big Red hockey game at Cornell's Lynah Rink, there are quite a few things you've never experienced. You've never camped in line to get season tickets and ensure your spot as one of the raucous and devoted "Lynah Faithful." But most importantly, if you've never been to Lynah, you've never experienced all the best that college hockey offers.

Lynah Rink, which enters its 68th year serving as the home of Big Red hockey this season, was formally dedicated on April 6, 1957, a month after its opening to the public on March 4, 1957. The facility, which was built following a \$500,000 anonymous donation (approximately \$5.59 million in 2024), honors the late **JAMES LYNAB '05**, who served as the director of athletics at Cornell from 1935-43.

The donation to build Lynah Rink resurrected the Cornell hockey program following a 10-year hiatus, ensuring hockey returned as a varsity sport for the 1957-58 season.

Cornell began sponsoring hockey as a varsity sport with the 1900-01 season, which featured all Big Red home games played on the university's outdoor rink on Beebe Lake. Due to a series of abnormally mild winters, the program was left — literally — on thin ice, causing Cornell to drop the program entirely after the 1947-48 campaign.

Since its opening in March of 1957, Lynah Rink has received numerous face-lifts since hosting its inaugural event on March 21, 1957, a 7-3 victory for the NHL's New York Rangers in an exhibiton against the Rochester Americans of the American Hockey League (AHL). Hockey Hall of Fame goaltender Gump Worsley stopped 44 shots in the victory for the Rangers.

Among the renovations, Cornell spent nearly \$1 million in the summer of 2000, to replace the rink floor, drainage system, frost protection and refrigeration piping, and adding new boards and seamless glass.

During the summer of 2006, a 16,700-square-foot expansion added new locker rooms, coaches offices, study lounges, new athletic training space, and approximately 450 new seats in the seating bowl.

Over last season's winter break, updated Cornell branding on the façade and south concourse brought a more modern look to the facility.

Though many physical aspects of Lynah Rink have changed over time, the crowd remains constant. Lynah Rink can hold 4,267 boisterous Cornell hockey fans, who provide unwavering support for the Big Red while creating an unparalleled atmosphere in college hockey.

Although many rinks in the nation are bigger in capacity, few are known to be louder. The Cornell fans, aptly named the "Lynah Faithful," stream into every home contest, making themselves as much a part of the game as the players do. Whether they're cheering for the Big Red or joining the pep band in their rendition of "Give My Regards to Davy," the Lynah Faithful reaffirms the old saying, "There's no place like home."

Since the doors opened on Lynah Rink, the Cornell men's hockey program has won a pair of NCAA Division I men's hockey championships in 1967 and 1970, garnering an ECAC Hockey-record 13 tournament championships (1967-70, 1973, 1980, 1986, 1996-97, 2003, 2005, 2010, 2024) and 26 Ivy League titles, 22 of which have been won outright.

NCAA HISTORY

TOP DIVISION I HOME WIN PERCENTAGES
Since 1995-96 Season (as of 1/7/26)

TEAM	RECORD	W%
Michigan	409-127-38	.7456
Quinnipiac	340-109-42	.7352
North Dakota	420-142-58	.7242
Boston College	338-122-41	.7156
Denver	414-154-50	.7104
► Cornell	298-111-48	.7046
Minnesota	409-172-53	.6869
Maine	334-149-56	.6716
Boston University	325-147-55	.6689
Minnesota State	340-159-55	.6634



CASEY JONES '90

1ST SEASON AS CORNELL HEAD COACH

Years at Cornell: 7th Season; 2nd Season of Third Stint
College: Cornell '90

CASEY JONES '90 is entering his first season as the Jay R. Bloom '77 Head Coach of Cornell Men's Ice Hockey, taking over for soon-to-be Cornell Athletics Hall of Fame head coach **MIKE SCHAFER** '86, who retired after spending a program-record 30 seasons as the Big Red's head coach (1995-25).

Officially the 13th head coach in Cornell program history, Jones is entering the second season of his third stint on the Big Red coaching staff, having served as an assistant coach (1991-93) and associate head coach between 2008-11 in addition to last season.

Returning to East Hill following a 13-year tenure at fellow ECAC Hockey rival Clarkson (2012-24), Jones amassed a record of 234-185-56 (.552) with the Golden Knights, which included him winning the Tim Taylor Award, ECAC Hockey's Coach of the Year, in 2019.

While at Clarkson, the Golden Knights registered six 20-win seasons, four of which came during a five-year stretch between 2015 and 2020. Clarkson, who finished within the top 16 in pairwise ranking for five consecutive seasons (2017-22), made a pair of NCAA Tournaments in 2018 and 2019, and was poised for a third consecutive trip in 2020 before the COVID-19 pandemic halted those aspirations. The Golden Knights made the ECAC Hockey semifinals on three occasions (2018, 2019, 2022) under Jones, which included claiming the 2019 ECAC Hockey Tournament title.

Prior to his first head coaching appointment, Jones returned to Cornell for a three-year stint, serving as an associate head coach from 2008-11. The Big Red appeared in two NCAA Tournaments and won the 2010 ECAC Hockey Championship title while Jones was on staff, where the Big Red posted a 59-34-11 (.620) record and 38-20-8 (.636) mark in ECAC Hockey contests.

Jones returned to East Hill after coaching at Ohio State for 13 seasons (1995-2008) on John Markell's staff, serving as an assistant coach for nine years (1995-2004) before being elevated to associate head coach for his remaining four years with the Buckeyes. While at Ohio State, Jones served as the program's recruiting coordinator, aiding in the recruitment of 20 NHL draft picks — including a trio of first-round picks in R.J. Umberger (16th overall in 2001), Dave Steckel (30th overall in 2001), and Ryan Kesler (23rd overall in 2003).

Known for being a staunch recruiter, the Buckeyes earned five NCAA Tournament appearances, highlighted by a trip to the 1998 Frozen Four, where Ohio State fell to Boston College in the national semifinal. Ohio State won one Central Collegiate Hockey Association (CCHA) Super Six title in 2004, defeating Michigan for the program's first CCHA championship in 32 years.

One year following his graduation from Cornell in 1990 with a degree in business management, Jones found his spot on Cornell's bench, serving as an assistant coach under **BRIAN McCUTCHEON**, the head coach whom he played for. Jones spent two seasons on McCutcheon's staff from 1991-93 before making the move north to Clarkson for a two-year stint as an assistant on Mark Morris' staff from 1993-95. While with the Golden Knights, Clarkson generated a 43-19-9 (.669) record, winning the 1995 ECAC Hockey Championship title to clinch the league's automatic berth into the NCAA Tournament.

A standout centerman for the Big Red between 1986 and 1990, Jones accrued 112 points (30 goals, 82 assists) in 110 career games for Cornell, highlighted by registering 30-point seasons as a sophomore in 1987-88 (10-22—32) and a junior in 1988-89 (8-27—35). Jones also served as a captain during his senior season.

Following his freshman season at Cornell, Jones was drafted by the Boston Bruins in the 10th round (203rd overall) of the 1987 NHL Entry Draft.

Originally from Témiscaming, Québec, Jones is married to his wife, Kimberlee, a Cornell alumna, and has two children, Gabi and Bryan.

THE JONES FILE

COACHING EXPERIENCE

1991-93	Cornell (Assistant Coach)
1994-95	Clarkson (Assistant Coach)
1995-04	Ohio State (Assistant Coach)
2004-08	Ohio State (Associate Head Coach)
2008-11	Cornell (Associate Head Coach)
2011-23	Clarkson (Head Coach)
2024-25	Cornell (Associate Head Coach)
2025-Pres.	Cornell (Head Coach)

PLAYING EXPERIENCE

1986-90	Cornell
---------	---------

EDUCATION

Cornell University
B.A., Business Management & Marketing, 1990

COACHING CAREER

SEASON	RECORD	W%	CONF.	W%
CLARKSON (2011 - 2023)				
2011-12	16-17-6	.487	9-9-4	.500
2012-13	9-20-7	.347	8-11-3	.432
2013-14	21-17-4	.548	11-9-2	.545
2014-15	12-20-5	.392	8-11-3	.432
2015-16	20-15-3	.566	10-9-3	.523
2016-17	18-16-5	.526	10-9-3	.523
2017-18	23-11-6	.650	12-5-5	.659
2018-19	26-11-2	.692	13-7-2	.636
2019-20	23-8-3	.721	16-5-1	.750
2020-21	11-7-4	.591	6-4-4	.571
2021-22	21-10-6	.649	14-4-4	.727
2022-23	16-17-4	.486	9-10-3	.477
2023-24	18-16-1	.529	12-9-1	.568
TOTALS	234-185-56	.552	138-102-38	.565
CORNELL (2025 - PRESENT)				
2025-26	9-4-0	.692	6-2-0	.750
TOTALS	9-4-0	.692	6-2-0	.750
OVERALL	243-189-56	.555	144-104-38	.570

CORNELL'S RECORD UNDER JONES

CATEGORY	2025-26	UNDER JONES	STREAK	CATEGORY	2025-26	UNDER JONES	STREAK	CATEGORY	2025-26	UNDER JONES	STREAK
Overall	9-4-0	9-4-0	Won 3	Cornell Scores First	7-0-0	7-0-0	Won 7	Leads after 1st period	5-0-0	5-0-0	Won 5
ECAC Hockey Game	6-2-0	6-2-0	Won 1	Opponent Scores First	2-4-0	2-4-0	Lost 2	Trails after 1st period	1-2-0	1-2-0	Lost 2
Ivy League Game	3-1-0	3-1-0	Won 2	When Shutout	0-0-0	0-0-0	—	Tied after 1st period	3-2-0	3-2-0	Lost 1
Non-Conference Game	3-2-0	3-2-0	Won 2	Scores One Goal	0-4-0	0-4-0	Lost 4	Leads after 2nd period	6-0-0	6-0-0	Won 6
Home	6-0-0	6-0-0	Won 6	Scores Two Goals	1-0-0	1-0-0	Won 1	Trails after 2nd period	1-1-0	1-1-0	Won 1
Away	3-3-0	3-3-0	Won 1	Scores Three Goals	3-0-0	3-0-0	Won 3	Tied after 2nd period	2-3-0	2-3-0	Won 1
Neutral Site	0-1-0	0-1-0	Lost 1	Scores Four Goals	1-0-0	1-0-0	Won 1	Outshoots Opponent	5-3-0	5-3-0	Won 2
October	0-1-0	0-1-0	Lost 1	Scores 5+ Goals	4-0-0	4-0-0	Won 4	Outshot by Opponent	4-1-0	4-1-0	Won 3
November	6-2-0	6-2-0	Lost 1	Shutout Opponent	0-0-0	0-0-0	—	Tied in Shots	0-0-0	0-0-0	—
December	1-1-0	1-1-0	Won 1	Allows One Goal	5-0-0	5-0-0	Won 5	In Overtime	0-0-0	0-0-0	—
January	2-0-0	2-0-0	Won 2	Allows Two Goals	3-3-0	3-3-0	Won 2	In Shootouts	0-0-0	0-0-0	—
February	0-0-0	0-0-0	—	Allows Three Goals	0-0-0	0-0-0	—	vs. Ranked Opponents	2-2-0	2-2-0	Lost 1
March	0-0-0	0-0-0	—	Allows Four Goals	1-1-0	1-1-0	Won 1				
April	0-0-0	0-0-0	—	Allows 5+ Goals	0-0-0	0-0-0	—				

1947-2025

"KEN DRYDEN was not only one of the greatest goaltenders in the history of hockey, but also a symbol of excellence, intellect, and leadership who represented Cornell with unmatched distinction," said Dr. **NICKI MOORE**, Cornell's Meakem & Smith Director of Athletics & Physical Education. "His impact on the game, on our university, and in communities throughout his homeland in Canada will endure far beyond the ice. Cornell Athletics & Physical Education mourns his passing, and we extend our deepest condolences to his family, friends, and all who were inspired by his extraordinary life."

"Intelligent, classy, articulate, kind, athletic, and thoughtful are just a few characteristics that come to mind," stated former Cornell men's hockey head coach **MIKE SCHAFFER '86**. **"KEN DRYDEN** was a legend and a trailblazer in the sport of hockey. Cornell University, Cornell Hockey, the Montréal Canadiens, and the hockey community have lost one of the greatest ambassadors for our sport. Our thoughts go out to his family, and especially his wife, Lynda."

After graduating from Cornell in 1969 with a degree in history, Dryden launched an extraordinary eight-year NHL career with the Montréal Canadiens. He won six Stanley Cups, five Vezina Trophies, the Conn Smythe Trophy in 1971 as the Stanley Cup Playoffs' MVP, and the Calder Trophy in 1972 as the league's Rookie of the Year.

In 1973, Dryden earned the first of his five Vezina Trophies after leading the league in wins (33), goals-against average (2.26), and save percentage (.926). He remains one of four goaltenders in NHL history to win the award at least five times, alongside Jacques Plante (seven), Bill Durnan (six), and Dominik Hasek (six).

Dryden stepped away from hockey for the 1973-74 season, briefly retiring while earning a law degree from McGill University and working at a Toronto law firm, before returning to the Canadiens in 1974. Over the next five seasons, he anchored one of the NHL's most dominant dynasties, guiding the Canadiens to four straight Stanley Cups (1976-79) and capturing the Vezina Trophy each year. During that stretch, he posted a 150-33-30 record with a 2.13 goals-against average, .920 save percentage, and 28 shutouts.

"From the moment **KEN DRYDEN** joined Montréal as a 23-year-old rookie in 1971, he made an immediate and lasting impact on the NHL, the Canadiens franchise, and the goaltending position," said NHL Commissioner and fellow Cornell alumnus **GARY BETTMAN** '74 in a statement." After playing six regular-season games during that first year, Ken proceeded to lead his team to a Stanley Cup while winning the Conn Smythe Trophy as the playoffs' most valuable player. It is almost incomprehensible to believe that he accomplished all of that the year prior to winning the Calder Memorial Trophy as the League's best rookie in 1971-72.

"Ken's early success was only a harbinger of what was to come. In eight years with the Canadiens, Ken would lead a team filled with future Hall of Famers to six Stanley Cup championships, quickly becoming a beloved figure in his adopted hometown of Montréal. He won five Vezina Trophies as the League's top goaltender, including four consecutive awards from 1975-76 to 1978-79. Named as a member of the League's Greatest 100, he was the NHL's dominant goaltender during the 1970s.

"On a personal note, Ken was a fellow Cornellian whose career ranks among the greatest runs in collegiate hockey and famously led the Big Red to the 1967 NCAA Championship. On behalf of the National Hockey League, we mourn the passing of a legendary Canadian and extend our sincere condolences to his wife Lynda, family, and many friends and fans all over the hockey world."

Dryden was inducted into the Cornell Athletics Hall of Fame in 1978 and the Hockey Hall of Fame in 1983, both in his first year of eligibility. His No. 29 sweater was retired by the Canadiens in 2007, and his No. 1 sweater was retired by Cornell in 2010, alongside **JOE NIEUWENDYK**'s No. 25.



DRYDEN AT A GLANCE

[illegible]

CORNELL ALUMNI IN THE NHL (AS OF JAN. 7)



MORGAN BARRON

F | Winnipeg | CU from 2017-20

2025-26 STATS

GP	G	A	PTS
35	7	7	14

CAREER NHL STATS

GP	G	A	PTS
291	37	37	74



SAM MALINSKI

D | Colorado | CU from 2019-23

2025-26 STATS

GP	G	A	PTS
42	3	19	22

CAREER NHL STATS

GP	G	A	PTS
141	11	36	47



JEFF MALOTT


F | Los Angeles | CU from 2016-20

2025-26 STATS

GP	G	A	PTS
25	3	1	4

CAREER NHL STATS

GP	G	A	PTS
38	3	2	5



CORNELLIANS IN THE NHL



CORNELLIANS TO PLAY IN THE NHL (41)

PLAYER	AT CORNELL CAREER	NHL TEAM(S)
Ken Dryden	1966-69	MTL
Brian McCutcheon	1968-71	DET
Larry Fullan	1969-72	WSH
Lance Nethery	1975-79	NYR, EDM
Brock Tredway*	1977-81	LAK
Brian Hayward	1978-82	WPG, MTL, MNS, SJ
Darren Eliot	1979-83	LA, DET, BUF
Doug Dadswell	1984-86	CGY
Joe Nieuwendyk	1984-87	CGY, DAL, NJ, TOR, FLA
Kent Manderville	1989-91	TOR, EDM, HFD, CAR, PHI, PIT
Corrie D'Alessio	1987-91	HFD
Dan Ratushny	1988-91	VAN
Ryan Hughes	1989-93	BOS
Parris Duffus	1990-92	PHX
Brad Chartrand	1995-96	LAK
P.C. Drouin	1992-96	BOS
Jean-Marc Pelletier	1995-97	PHI, PHX
Matt Underhill	1998-02	CHI
Douglas Murray	1999-03	SJ, PIT, MTL
Ryan Vesce	2000-04	SJ
Mike Iggulden	2001-05	SJ, NYI
David LeNeveu	2001-03	PHX, CBJ
Matt Moulson	2002-06	LA, NYI, BUF, MIN
Ryan O'Byrne	2003-06	MTL, COL, TOR
Byron Bitz	2003-07	BOS, FLA, VAN
Raymond Sawada	2004-08	DAL
Colin Greening	2006-10	OTT, TOR
Brendon Nash	2006-10	MTL
Ben Scrivens	2006-10	TOR, LA, EDM, MTL
Riley Nash	2007-10	2011-24 CAR, BOS, CBJ, WPG, TB, ARI, NYR
Sean Collins	2008-12	2012-16 CBJ, WSH
Brian Ferlin	2011-14	2014-15 BOS
Joakim Ryan	2011-15	2017-21 SJ, LA, CAR
Jacob MacDonald	2011-15	2018-24 FLA, COL, SJ
Cole Bardreau	2011-15	2019-23 NYI
Anthony Angello	2015-18	2019-22 PIT
Morgan Barron	2018-20	2020-26 NYR, WPG
Jeff Malott	2016-20	2021-26 WPG, LAK
Sam Malinski	2019-23	2023-26 COL
Matt Stienburg	2019-23	2024-25 COL
Travis Mitchell	2019-23	2025-26 NYI

NOTE: * - denotes only played in playoff game

BIG RED NHLers UPCOMING SCHEDULE

THURSDAY, JAN. 8

- Edmonton at **Winnipeg**, 8:00
- Ottawa at **Colorado**, 9:00

SATURDAY, JAN. 10

- Columbus at **Colorado**, 4:00
- Los Angeles** at Edmonton, 10:00

MONDAY, JAN. 12

- Toronto at **Colorado**, 10:00
- Dallas at **Los Angeles**, 10:00

FRIDAY, JAN. 9

- Los Angeles** at **Winnipeg**, 8:00

SUNDAY, JAN. 11

- New Jersey at **Winnipeg**, 2:00 (NHLN)

TUESDAY, JAN. 13

- N.Y. Islanders at **Winnipeg**, 8:00

WEDNESDAY, JAN. 14

- Vegas at **Los Angeles**, 10:00 (TNT)

#PRORED TRACKER

LAST UPDATED: JAN. 7, 2026
NORTH AMERICA

NHL (3)

- Morgan Barron — Winnipeg Jets
- Sam Malinski — Colorado Avalanche
- Jeff Malott — Los Angeles Kings

AHL (9)

- Dalton Bancroft — Providence Bruins
- Ben Berard — Abbotsford Canucks
- Hank Kempf — Colorado Eagles
- Jacob MacDonald — Colorado Eagles
- Jack Malone — Utica Comets
- Travis Mitchell — Bridgeport Islanders
- Tim Rego — Ontario Reign
- Gabriel Seger — Grand Rapids Griffins
- Matt Stienburg — Colorado Eagles

ECHL (7)

- Max Andreev — Maine Mariners
- Kyle Betts — Florida Everblades
- Sullivan Mack — Bloomington Bison
- Jack O'Leary — Norfolk Admirals
- Kyle Penney — Florida Everblades
- Ian Shane — Reading Royals
- Michael Suda — Worcester Railers

SPHL (1)

- Hayden Stewart — Birmingham Bulls

INTERNATIONAL

GERMANY - DEL (3)

- Alex Green — Straubing Tigers
- Cody Haiskanen — Nürnberg Ice Tigers
- Alec McCrea — Dresdner EisLöwen

GERMANY - DEL2 (1)

- Jake Weidner — EC Kassel Huskies

ITALY - EIHL (1)

- Cole Bardreau — HC Pustertal

JAPAN - ASIA LEAGUE (1)

- Alex Rauter — Yokohama Grits

NORWAY (1)

- Mitch Gillam — Frisk Asker

RUSSIA - KHL (2)

- Kirill Gotovets — Dynamo Moskva
- Yanni Kaldis — Severstal Cherepovets

SWEDEN - HOCKEYALLSVENSKAN (1)

- Matt Cairns — IF Björklöven

CORNELLIANS IN THE HOCKEY HALL OF FAME



KEN DRYDEN

G | Montréal | CU from 1966-69

CAREER NHL STATS

GP	SV	GAA	SV%
397	10,213	2.24	.922



5-time Vezina Trophy winner; 6-time All-Star

percentage and 46 shutouts. He claimed the Vezina Trophy as the NHL's top goaltender five times, including in each of his final four seasons — a feat matched only by fellow Canadiens netminders Bill Durnan (1943-47) and Jacques Plante (1955-60).

In 1971, Dryden became the first rookie in league history to capture the Conn Smythe Trophy as the most valuable player of the Stanley Cup playoffs, cementing his place as one of the game's greats. He was named one of the NHL's top 100 players of all time in 2017.

A 1983 inductee into the Hockey Hall of Fame, **KEN DRYDEN** parlayed his dominant Cornell career — where he went 76-4-1 — into one of the most remarkable eight-year runs in NHL history with the Montréal Canadiens.

Dryden backstopped the Canadiens to six Stanley Cups, compiling a career regular-season record of 258-57-74 with a 2.24 goals-against average, a .922 save



JOE NIEUWENDYK

F | Calgary, Dallas, New Jersey, Toronto, Florida | CU from 1984-87

CAREER NHL STATS

GP	G	A	PTS
1,257	564	562	1,126



1988 Calder; 1995 Clancy; 1999 Conn Smythe

Inducted into the Hockey Hall of Fame in 2011, **JOE NIEUWENDYK** wasted no time making his mark in the NHL after a three-year career at Cornell.

As a rookie with Calgary in 1987-88, he scored 51 goals and 92 points to earn the Calder Trophy, the NHL's Rookie of the Year, one of four players in NHL history to record a 50-goal rookie season (Mike Bossy, 1977-78; Teemu Selänne, 1992-93;

Alex Ovechkin, 2005-06).

A three-time Stanley Cup champion (Calgary in 1989, Dallas in 1999 and New Jersey in 2003), Nieuwendyk also captured the 1999 Conn Smythe Trophy as the most valuable player of the Stanley Cup playoffs, presented by fellow Cornell alumnus and NHL Commissioner **GARY BETTMAN** '74. He also won the 1995 King Clancy Memorial Award for leadership and humanitarian contributions and was recognized in 2017 as among the NHL's 100 greatest players.



HUDSON GORSKI

#2

2025-26 STATS: 1 GP, 0 G, 0 A, 0 PTS, 0 PIM
Height: 6-3 **Weight:** 183 lbs. **Shoots:** Right **Year:** Freshman

Hometown: Scotch Plains, N.J.

Previous Team: Chicago Steel (USHL)

SEASON	GP	G	A	PTS	SH	SH%	PN-MIN	+/-	PPG	SHG	GWG	BLK	FOW	FOL	FO%
2025-26	1	0	0	0	0	.000	0-0	+2	0	0	0	0	0	0	.000
TOTALS	1	0	0	0	0	.000	0-0	+2	0	0	0	0	0	0	.000

GORSKI AT A GLANCE

Most Goals	N/A
Most Assists	N/A
Most Points	N/A
First Goal	N/A
First Assist	N/A
Last Goal	N/A
Last Assist	N/A

Longest Point Streak	N/A
Longest Goal Streak	N/A
Longest Assist Streak	N/A



JACK O'BRIEN

#3

2025-26 STATS: 13 GP, 0 G, 4 A, 4 PTS, 2 PIM
Height: 6-0 **Weight:** 188 lbs. **Shoots:** Left **Year:** Senior

Hometown: White Rock, British Columbia

Previous Team: Nanaimo Clippers (BCHL)

SEASON	GP	G	A	PTS	SH	SH%	PN-MIN	+/-	PPG	SHG	GWG	BLK	FOW	FOL	FO%
2022-23	1	0	0	0	1	.000	0-0	E	0	0	0	0	0	0	.000
2023-24	9	0	0	0	5	.000	0-0	+4	0	0	0	2	0	0	.000
2024-25	30	0	3	3	15	.000	1-2	+4	0	0	0	7	0	0	.000
2025-26	13	0	4	4	10	.000	1-2	+10	0	0	0	16	0	0	.000
TOTALS	53	0	7	7	31	.000	2-4	+18	0	0	0	25	0	0	.000

O'BRIEN AT A GLANCE

Most Goals	N/A
Most Assists	2, at St. Lawrence (12/6/25)
Most Points	2, at St. Lawrence (12/6/25)
First Goal	N/A
First Assist	at Dartmouth (11/15/24)
Last Goal	N/A
Last Assist	2, at St. Lawrence (12/6/25) - 2 games

Longest Point Streak	N/A
Longest Goal Streak	N/A
Longest Assist Streak	N/A



XAVIER VEILLEUX

#4

2025-26 STATS: 13 GP, 3 G, 6 A, 9 PTS, 2 PIM
Height: 6-1 **Weight:** 198 lbs. **Shoots:** Left **Year:** Freshman

Hometown: Ancienne-Lorette, Québec

Previous Team: Muskegon Lumberjacks (USHL)

SEASON	GP	G	A	PTS	SH	SH%	PN-MIN	+/-	PPG	SHG	GWG	BLK	FOW	FOL	FO%
2025-26	13	3	6	9	28	.107	1-2	-1	3	0	0	8	0	0	.000
TOTALS	13	3	6	9	28	.107	1-2	-1	3	0	0	8	0	0	.000

VEILLEUX AT A GLANCE

Most Goals	1, (3x), Last: vs. Omaha (1/2/26)
Most Assists	2, at St. Lawrence (12/6/25)
Most Points	2, (2x), Last: vs. Omaha (1/2/26)
First Goal	at UMass (11/1/25)
First Assist	vs. Brown (11/14/25)
Last Goal	vs. Omaha (1/2/26) - 1 game
Last Assist	vs. Omaha (1/2/26) - 1 game

Longest Point Streak	3 games (12/5/25 - 1/2/26)
Longest Goal Streak	N/A
Longest Assist Streak	3 games (12/5/25 - 1/2/26)



HOYT STANLEY

#5

2025-26 STATS: 13 GP, 0 G, 3 A, 3 PTS, 6 PIM
Height: 6-3 **Weight:** 207 lbs. **Shoots:** Right **Year:** Junior

Hometown: West Vancouver, British Columbia

Previous Team: Victoria Grizzlies (BCHL)

SEASON	GP	G	A	PTS	SH	SH%	PN-MIN	+/-	PPG	SHG	GWG	BLK	FOW	FOL	FO%
2023-24	35	2	8	10	37	.054	11-22	+16	0	0	0	25	0	0	.000
2024-25	35	2	11	13	33	.061	13-40	+14	0	0	0	44	0	0	.000
2025-26	13	0	3	3	19	.000	3-6	-3	0	0	0	12	0	0	.000
TOTALS	81	4	22	26	89	.045	27-68	+27	0	0	0	81	0	0	.000

STANLEY AT A GLANCE

Most Goals	1, (4x), Last: vs. Yale (3/8/25)
Most Assists	2, vs. UMass (1/3/25)
Most Points	2, vs. UMass (1/3/25)
First Goal	vs. UMass (12/29/23)
First Assist	vs. Minnesota Duluth (10/27/23)
Last Goal	vs. Yale (3/8/25) - 19 games
Last Assist	vs. Omaha (1/3/26)

Longest Point Streak	3, (2x), Last: (3/1/24 - 3/14/25)
Longest Goal Streak	N/A
Longest Assist Streak	3 games (1/13/24 - 1/20/24)



GEORGE FEGARAS

#6

2025-26 STATS: 13 GP, 1 G, 6 A, 7 PTS, 20 PIM
Height: 6-2 **Weight:** 207 lbs. **Shoots:** Right **Year:** Junior

Hometown: Richmond Hill, Ontario

Previous Team: Muskegon Lumberjacks (USHL)

SEASON	GP	G	A	PTS	SH	SH%	PN-MIN	+/-	PPG	SHG	GWG	BLK	FOW	FOL	FO%
2023-24	33	3	4	7	57	.053	6-12	+9	1	0	0	19	0	0	.000
2024-25	30	1	13	14	50	.020	5-10	+1	0	0	0	17	0	0	.000
2025-26	13	1	6	7	34	.029	10-20	+6	0	0	0	11	0	0	.000
TOTALS	76	5	23	28	141	.035	21-42	+16	1	0	0	47	0	0	.000

FEGARAS AT A GLANCE

Most Goals	1, (5x), Last: vs. Omaha (1/2/26)
Most Assists	2, (4x), Last: vs. Brown (11/14/25)
Most Points	2, (6x), Last: vs. Omaha (1/2/26)
First Goal	at Brown (11/4/23)
First Assist	at Brown (11/4/23)
Last Goal	vs. Omaha (1/2/26) - 1 game
Last Assist	vs. Omaha (1/2/26) - 1 game

Longest Point Streak	3, (2x), Last: (11/8/25 - 11/15/25)
Longest Goal Streak	N/A
Longest Assist Streak	3 games (11/8/25 - 11/15/25)



**LUKE McCRADY**

#7

2025-26 STATS: 1 GP, 0 G, 0 A, 0 PTS, 2 PIM**Height:** 6-3 **Weight:** 186 lbs. **Shoots:** Left **Year:** Freshman**Hometown:** Calgary, Alberta**Previous Team:** Spruce Grove Saints (BCHL)

SEASON	GP	G	A	PTS	SH	SH%	PN-MIN	+/-	PPG	SHG	GWG	BLK	FOW	FOL	FO%
2025-26	1	0	0	0	0	.000	1-2	E	0	0	0	0	0	0	.000
TOTALS	1	0	0	0	0	.000	1-2	E	0	0	0	0	0	0	.000

McCRADY AT A GLANCE

Most Goals	N/A
Most Assists	N/A
Most Points	N/A
First Goal	N/A
First Assist	N/A
Last Goal	N/A
Last Assist	N/A

Longest Point Streak	N/A
Longest Goal Streak	N/A
Longest Assist Streak	N/A

**LUKE DEVLIN**

#8

2025-26 STATS: 13 GP, 2 G, 1 A, 3 PTS, 6 PIM**Height:** 6-4 **Weight:** 203 lbs. **Shoots:** Left **Year:** Junior**Hometown:** Memphis, Tenn.**Previous Team:** West Kelowna Warriors (BCHL)

SEASON	GP	G	A	PTS	SH	SH%	PN-MIN	+/-	PPG	SHG	GWG	BLK	FOW	FOL	FO%
2023-24	30	6	2	8	29	.207	6-12	+1	0	0	1	7	26	37	.413
2024-25	MISSED SEASON DUE TO INJURY														
2025-26	13	2	1	3	19	.105	3-6	+2	0	0	1	5	0	0	.000
TOTALS	43	8	3	11	48	.167	9-18	+3	0	0	2	12	26	37	.413

DEVLIN AT A GLANCE

Most Goals	2, vs. RPI (11/22/25)
Most Assists	1, (3x), Last: at UMass (11/1/25)
Most Points	2, (2x), Last: vs. RPI (11/22/25)

First Goal	at Yale (11/3/23)
First Assist	vs. Clarkson (2/3/24)
Last Goal	2, vs. RPI (11/22/25) - 5 games
Last Assist	at UMass (11/1/25) - 11 games

Longest Point Streak	4 games (2/2/24 - 2/10/24)
Longest Goal Streak	3 games (2/2/24 - 2/9/24)
Longest Assist Streak	N/A

**CHARLIE MAJOR**

#9

2025-26 STATS: 11 GP, 4 G, 7 A, 11 PTS, 2 PIM**Height:** 5-10 **Weight:** 186 lbs. **Shoots:** Right **Year:** Sophomore**Hometown:** Skaneateles, N.Y.**Previous Team:** Chicago Steel (USHL)

SEASON	GP	G	A	PTS	SH	SH%	PN-MIN	+/-	PPG	SHG	GWG	BLK	FOW	FOL	FO%
2024-25	28	5	13	18	60	.083	3-6	+7	1	0	1	9	104	100	.510
2025-26	11	4	7	11	38	.105	1-2	E	2	0	3	6	7	9	.438
TOTALS	39	9	20	29	98	.092	4-8	+7	3	0	4	15	111	109	.505

MAJOR AT A GLANCE

Most Goals	1, (9x), Last: at St. Lawrence (12/6/25)
Most Assists	2, (3x), Last: vs. RPI (11/22/25)
Most Points	3, vs. RPI (11/22/25)

First Goal	vs. Colgate (12/6/24)
First Assist	vs. North Dakota (11/2/24)
Last Goal	at St. Lawrence (12/6/25) - 2 games
Last Assist	at St. Lawrence (12/6/25) - 2 games

Longest Point Streak	5 games (11/21/25 - 12/6/25)
Longest Goal Streak	2 games (11/21/25 - 11/22/25)
Longest Assist Streak	4 games (11/22/25 - 12/6/25)

**JAKE KRAFT**

#10

2025-26 STATS: 13 GP, 2 G, 2 A, 4 PTS, 6 PIM**Height:** 5-8 **Weight:** 181 lbs. **Shoots:** Left **Year:** Junior**Hometown:** Churchville, N.Y.**Previous Team:** Cedar Rapids RoughRiders (USHL)

SEASON	GP	G	A	PTS	SH	SH%	PN-MIN	+/-	PPG	SHG	GWG	BLK	FOW	FOL	FO%
2023-24	35	4	9	13	47	.085	1-2	+6	0	0	1	13	2	0	1.000
2024-25	36	7	6	13	56	.125	2-4	+5	0	0	1	11	3	9	.250
2025-26	13	2	2	4	21	.095	3-6	+2	1	0	0	4	4	3	.571
TOTALS	84	13	17	30	124	.105	6-12	+13	1	0	2	28	9	12	.429

KRAFT AT A GLANCE

Most Goals	1, (13x), Last: at St. Lawrence (12/6/25)
Most Assists	2, at Princeton (1/17/25)
Most Points	3, at Princeton (1/17/25)

First Goal	vs. Harvard (11/11/23)
First Assist	at Yale (11/3/23)
Last Goal	at St. Lawrence (12/6/25) - 2 games
Last Assist	vs. Omaha (1/3/26)

Longest Point Streak	4 games (1/27/24 - 2/9/24)
Longest Goal Streak	2, (2x), Last: (1/11/25 - 1/17/25)
Longest Assist Streak	2, (3x), Last: (11/2/24 - 11/8/24)

**SEAN DONALDSON**

#11

2025-26 STATS: 0 GP, 0 G, 0 A, 0 PTS, 0 PIM**Height:** 5-11 **Weight:** 198 lbs. **Shoots:** Left **Year:** Senior**Hometown:** Vancouver, British Columbia**Previous Team:** Nanaimo Clippers (BCHL)

SEASON	GP	G	A	PTS	SH	SH%	PN-MIN	+/-	PPG	SHG	GWG	BLK	FOW	FOL	FO%
2022-23	24	3	7	10	34	.088	0-0	4	1	0	0	3	0	0	.000
2023-24	10	0	0	0	12	.000	0-0	-1	0	0	0	1	0	0	.000
2024-25	16	0	0	0	15	.000	4-19	-7	0	0	0	1	0	1	.000
2025-26	0	0	0	0	0	.000	0-0	E	0	0	0	0	0	0	.000
TOTALS	50	3	7	10	61	.049	4-19	-4	1	0	0	5	0	1	.000

DONALDSON AT A GLANCE

Most Goals	1, (3x), Last: vs. Princeton (1/21/23)
Most Assists	2, (2x), Last: vs. Brown (11/19/22)
Most Points	2, (2x), Last: vs. Brown (11/19/22)

First Goal	at Minnesota Duluth (10/29/22)
First Assist	2, vs. Yale (11/18/22)
Last Goal	vs. Princeton (1/21/23) - 32 games
Last Assist	vs. AIC (12/30/22) - 37 games

Longest Point Streak	3 games (11/18/22 - 11/22/22)
Longest Goal Streak	N/A
Longest Assist Streak	3 games (11/18/22 - 11/22/22)

**CATON RYAN**

#12

2025-26 STATS: 13 GP, 4 G, 7 A, 11 PTS, 4 PIM**Height:** 6-0 **Weight:** 185 lbs. **Shoots:** Left **Year:** Freshman**Hometown:** Ottawa, Ontario**Previous Team:** Penticton Vees (BCHL)

SEASON	GP	G	A	PTS	SH	SH%	PN-MIN	+/-	PPG	SHG	GWG	BLK	FOW	FOL	FO%
2025-26	13	4	7	11	27	.148	2-4	+8	1	0	0	2	0	3	.000
TOTALS	13	4	7	11	27	.148	2-4	+8	1	0	0	2	0	3	.000

RYAN AT A GLANCE**Most Goals** _____ 2, vs. Brown (11/14/25)**Most Assists** _____ 2, vs. Omaha (1/3/26)**Most Points** _____ 2, (4x), Last: vs. Omaha (1/3/26)**First Goal** _____ vs. Brown (11/14/25)**First Assist** _____ at UMass (11/1/25)**Last Goal** _____ at St. Lawrence (12/6/25) - 2 games**Last Assist** _____ 2, vs. Omaha (1/3/26)**Longest Point Streak** _____ 3 games (12/6/25 - Pres.)**Longest Goal Streak** _____ 2 games (11/14/25 - 11/15/25)**Longest Assist Streak** _____ 3 games (12/6/25 - Pres.)**MARIAN MOSKO**

#13

2025-26 STATS: 0 GP, 0 G, 0 A, 0 PTS, 0 PIM**Height:** 5-11 **Weight:** 195 lbs. **Shoots:** Left **Year:** Junior**Hometown:** Visolaje, Slovakia**Previous Team:** Fargo Force (USHL)

SEASON	GP	G	A	PTS	SH	SH%	PN-MIN	+/-	PPG	SHG	GWG	BLK	FOW	FOL	FO%
2023-24	11	0	1	1	2	.000	0-0	+3	0	0	0	3	0	0	.000
2024-25	2	0	0	0	1	.000	0-0	-1	0	0	0	1	0	0	.000
2025-26	0	0	0	0	0	.000	0-0	E	0	0	0	0	0	0	.000
TOTALS	13	0	1	1	3	.000	0-0	+2	0	0	0	4	0	0	.000

MOSKO AT A GLANCE**Most Goals** _____ N/A**Most Assists** _____ 1, vs. Princeton (1/19/24)**Most Points** _____ 1, vs. Princeton (1/19/24)**First Goal** _____ N/A**First Assist** _____ vs. Princeton (1/19/24)**Last Goal** _____ N/A**Last Assist** _____ vs. Princeton (1/19/24) - 9 games**Longest Point Streak** _____ N/A**Longest Goal Streak** _____ N/A**Longest Assist Streak** _____ N/A**RYAN WALSH**

#14

2025-26 STATS: 13 GP, 3 G, 10 A, 13 PTS, 6 PIM**Height:** 6-1 **Weight:** 195 lbs. **Shoots:** Right **Year:** Junior**Hometown:** Rochester, N.Y.**Previous Team:** Cedar Rapids RoughRiders (USHL)

SEASON	GP	G	A	PTS	SH	SH%	PN-MIN	+/-	PPG	SHG	GWG	BLK	FOW	FOL	FO%
2023-24	35	12	10	22	73	.164	9-21	+5	4	0	5	9	251	241	.510
2024-25	36	17	14	31	96	.177	9-21	+14	3	0	2	18	419	330	.559
2025-26	13	3	11	14	26	.115	3-6	+4	1	0	0	9	144	116	.554
TOTALS	84	32	35	67	195	.164	21-48	+23	8	0	7	36	814	687	.542

WALSH AT A GLANCE**Most Goals** _____ 2, (3x), Last: vs. Michigan State (3/27/25)**Most Assists** _____ 5, vs. RPI (11/22/25)**Most Points** _____ 5, vs. RPI (11/22/25)**First Goal** _____ vs. Minnesota Duluth (10/27/23)**First Assist** _____ vs. Minnesota Duluth (10/27/23)**Last Goal** _____ vs. Yale (11/15/25) - 7 games**Last Assist** _____ 2, vs. Omaha (1/2/26) - 1 game**Longest Point Streak** _____ 4 games (3/21/25 - 3/29/25)**Longest Goal Streak** _____ 3, (2x), Last: (3/22/24 - 3/29/25)**Longest Assist Streak** _____ 3 games (2/23/24 - 3/1/24)**TYLER CATALANO**

#15

2025-26 STATS: 13 GP, 1 G, 0 A, 1 PTS, 2 PIM**Height:** 6-4 **Weight:** 223 lbs. **Shoots:** Right **Year:** Junior**Hometown:** St. Louis, Mo.**Previous Team:** Youngstown Phantoms (USHL)

SEASON	GP	G	A	PTS	SH	SH%	PN-MIN	+/-	PPG	SHG	GWG	BLK	FOW	FOL	FO%
2023-24	24	1	4	5	19	.053	3-14	-1	0	0	0	15	74	79	.484
2024-25	36	2	4	6	26	.077	9-26	E	0	0	1	10	107	106	.502
2025-26	13	1	0	1	6	.167	1-2	-1	0	0	0	5	60	42	.588
TOTALS	73	4	8	12	51	.078	13-42	-2	0	0	1	30	241	227	.515

CATALANO AT A GLANCE**Most Goals** _____ 1, (4x), Last: at St. Lawrence (12/6/25)**Most Assists** _____ 1, (8x), Last: at Yale (2/15/25)**Most Points** _____ 1, (12x), Last: at St. Lawrence (12/6/25)**First Goal** _____ vs. Yale (2/17/24)**First Assist** _____ vs. St. Lawrence (2/2/24)**Last Goal** _____ at St. Lawrence (12/6/24) - 2 games**Last Assist** _____ at Yale (2/15/25) - 24 games**Longest Point Streak** _____ 3 games (2/2/24 - 2/9/24)**Longest Goal Streak** _____ N/A**Longest Assist Streak** _____ 3 games (2/2/24 - 2/9/24)**MICHAEL FISHER**

#16

2025-26 STATS: 13 GP, 0 G, 3 A, 3 PTS, 4 PIM**Height:** 6-3 **Weight:** 200 lbs. **Shoots:** Right **Year:** Sophomore**Hometown:** Westborough, Mass.**Previous Team:** Penticton Vees (BCHL)

SEASON	GP	G	A	PTS	SH	SH%	PN-MIN	+/-	PPG	SHG	GWG	BLK	FOW	FOL	FO%
2023-24	29	1	1	2	26	.038	7-14	-9	0	0	0	23	0	0	.000
2024-25	SPENT SEASON WITH PENTICTON (BCHL)														
2025-26	13	0	3	3	12	.000	2-4	+9	0	0	0	7	0	0	.000
AT COR	13	0	3	3	12	.000	2-4	+9	0	0	0	7	0	0	.000
TOTALS	42	1	4	5	38	.026	9-18	E	0	0	0	30	0	0	.000

NOTE: Shaded row denotes season spent with Northeastern (HEA)

FISHER AT A GLANCE**Most Goals** _____ 1, at New Hampshire (10/26/23)**Most Assists** _____ 1, (4x), Last: vs. Yale (11/15/25)**Most Points** _____ 1, (5x), Last: vs. Yale (11/15/25)**First Goal** _____ at New Hampshire (10/26/23)**First Assist** _____ vs. Boston College (12/2/23)**Last Goal** _____ at New Hampshire (10/26/23) - 40 games**Last Assist** _____ vs. Yale (11/15/25) - 7 games**Longest Point Streak** _____ 2 games (11/14/25 - 11/15/25)**Longest Goal Streak** _____ N/A**Longest Assist Streak** _____ 2 games (11/14/25 - 11/15/25)

**AIDEN LONG**

#17

2025-26 STATS: 13 GP, 3 G, 5 A, 8 PTS, 12 PIM**Height:** 6-2 **Weight:** 203 lbs. **Shoots:** Left **Year:** Freshman**Hometown:** Mono, Ontario**Previous Team:** Madison Capitols (USHL)

SEASON	GP	G	A	PTS	SH	SH%	PN-MIN	+/-	PPG	SHG	GWG	BLK	FOW	FOL	FO%
2025-26	13	3	5	8	25	.120	6-12	+9	0	0	0	4	3	12	.200
TOTALS	13	3	5	8	25	.120	6-12	+9	0	0	0	4	3	12	.200

LONG AT A GLANCE

Most Goals _____ 2, vs. Omaha (1/2/26)
Most Assists _____ 1, (5x), Last: vs. Omaha (1/3/26)
Most Points _____ 2, (2x), Last: vs. Omaha (1/3/26)

First Goal _____ vs. Omaha (1/2/26)
First Assist _____ at Harvard (11/7/25)
Last Goal _____ vs. Omaha (1/3/26)
Last Assist _____ vs. Omaha (1/3/26)

Longest Point Streak _____ 3 games (12/6/25 - Pres.)
Longest Goal Streak _____ 2 games (1/2/26 - Pres.)
Longest Assist Streak _____ N/A

**GIO DIGIULIAN**

#18

2025-26 STATS: 13 GP, 5 G, 3 A, 8 PTS, 12 PIM**Height:** 6-1 **Weight:** 176 lbs. **Shoots:** Right **Year:** Freshman**Hometown:** South Burlington, Vt.**Previous Team:** Lincoln Stars (USHL)

SEASON	GP	G	A	PTS	SH	SH%	PN-MIN	+/-	PPG	SHG	GWG	BLK	FOW	FOL	FO%
2025-26	13	5	3	8	15	.333	6-12	+5	1	0	2	6	73	80	.477
TOTALS	13	5	3	8	15	.333	6-12	+5	1	0	2	6	73	80	.477

DIGIULIAN AT A GLANCE

Most Goals _____ 1, (5x), Last: vs. Omaha (1/2/26)
Most Assists _____ 1, (3x), Last: vs. Omaha (1/3/26)
Most Points _____ 2, (2x), Last: vs. Omaha (1/2/26)

First Goal _____ at UMass (10/31/25)
First Assist _____ vs. Brown (11/14/25)
Last Goal _____ vs. Omaha (1/2/26) - 1 game
Last Assist _____ vs. Omaha (1/3/26)

Longest Point Streak _____ 3 games (10/31/25 - 11/7/25)
Longest Goal Streak _____ 3 games (10/31/25 - 11/7/25)
Longest Assist Streak _____ 2 games (1/2/26 - Pres.)

**CONNOR ARSENEAULT**

#19

2025-26 STATS: 8 GP, 0 G, 2 A, 2 PTS, 4 PIM**Height:** 6-2 **Weight:** 215 lbs. **Shoots:** Left **Year:** Freshman**Hometown:** Rothesay, New Brunswick**Previous Team:** Chilliwack Chiefs (BCHL)

SEASON	GP	G	A	PTS	SH	SH%	PN-MIN	+/-	PPG	SHG	GWG	BLK	FOW	FOL	FO%
2025-26	8	0	2	2	4	.000	2-4	+2	0	0	0	1	3	5	.375
TOTALS	8	0	2	2	4	.000	2-4	+2	0	0	0	1	3	5	.375

ARSENEAULT AT A GLANCE

Most Goals _____ N/A
Most Assists _____ 1, (2x), Last: vs. Yale (11/15/25)
Most Points _____ 1, (2x), Last: vs. Yale (11/15/25)

First Goal _____ N/A
First Assist _____ at Dartmouth (11/8/25)
Last Goal _____ N/A
Last Assist _____ vs. Yale (11/15/25) - 4 games

Longest Point Streak _____ N/A
Longest Goal Streak _____ N/A
Longest Assist Streak _____ N/A

**REEGAN HISCOCK**

#21

2025-26 STATS: 13 GP, 5 G, 0 A, 5 PTS, 4 PIM**Height:** 6-5 **Weight:** 202 lbs. **Shoots:** Left **Year:** Freshman**Hometown:** St. John's, Newfoundland and Labrador**Previous Team:** Victoria Grizzlies (BCHL)

SEASON	GP	G	A	PTS	SH	SH%	PN-MIN	+/-	PPG	SHG	GWG	BLK	FOW	FOL	FO%
2025-26	13	5	0	5	16	.313	2-4	-1	0	0	1	2	0	0	.000
TOTALS	13	5	0	5	16	.313	2-4	-1	0	0	1	2	0	0	.000

HISCOCK AT A GLANCE

Most Goals _____ 1, (5x), Last: vs. Omaha (1/3/26)
Most Assists _____ N/A
Most Points _____ 1, (5x), Last: vs. Omaha (1/3/26)

First Goal _____ at Dartmouth (11/8/25)
First Assist _____ N/A
Last Goal _____ vs. Omaha (1/3/26)
Last Assist _____ N/A

Longest Point Streak _____ 2 games (1/2/26 - Pres.)
Longest Goal Streak _____ 2 games (1/2/26 - Pres.)
Longest Assist Streak _____ N/A

**CHASE PIRTLE**

#22

2025-26 STATS: 7 GP, 1 G, 4 A, 5 PTS, 0 PIM**Height:** 6-2 **Weight:** 182 lbs. **Shoots:** Right **Year:** Freshman**Hometown:** Far Hills, N.J.**Previous Team:** Victoria Grizzlies (BCHL)

SEASON	GP	G	A	PTS	SH	SH%	PN-MIN	+/-	PPG	SHG	GWG	BLK	FOW	FOL	FO%
2025-26	7	1	4	5	6	.167	0-0	+2	0	0	0	0	1	1	.500
TOTALS	7	1	4	5	6	.167	0-0	+2	0	0	0	0	1	1	.500

PIRTLE AT A GLANCE

Most Goals _____ 1, at St. Lawrence (12/6/25)
Most Assists _____ 1, (4x), Last: vs. Omaha (1/2/26)
Most Points _____ 2, at St. Lawrence (12/6/25)

First Goal _____ at St. Lawrence (12/6/25)
First Assist _____ vs. Brown (11/14/25)
Last Goal _____ at St. Lawrence (12/6/25) - 1 game
Last Assist _____ vs. Omaha (1/2/26)

Longest Point Streak _____ 2, (2x), Last: (12/6/25 - Pres.)
Longest Goal Streak _____ N/A
Longest Assist Streak _____ 2, (2x), Last: (12/6/25 - Pres.)



WINTER WALLACE

#23

2025-26 STATS: 9 GP, 0 G, 0 A, 0 PTS, 2 PIM
Height: 6-4 Weight: 225 lbs. Shoots: Right Year: Senior
Hometown: Boulder, Colo.
Previous Team: Youngstown Phantoms (USHL)

SEASON	GP	G	A	PTS	SH	SH%	PN-MIN	+/-	PPG	SHG	GWG	BLK	FOW	FOL	FO%
2022-23	25	3	5	8	21	.143	9-18	+7	0	0	0	3	0	0	.000
2023-24	26	1	1	2	15	.067	6-12	-2	0	0	0	8	3	7	.300
2024-25	MISSED SEASON DUE TO INJURY														
2025-26	9	0	0	0	7	.000	1-2	-2	0	0	0	0	2	1	.667
TOTALS	60	4	6	10	43	.093	16-32	+3	0	0	0	11	5	8	.385

WALLACE AT A GLANCE

Most Goals _____ 1, (4x), Last: at Union (2/10/24)
Most Assists _____ 1, (6x), Last: at Brown (11/4/23)
Most Points _____ 1, (10x), Last: at Union (2/10/24)

First Goal _____ at Minnesota Duluth (10/28/22)
First Assist _____ at Clarkson (11/12/22)
Last Goal _____ at Union (2/10/24) - 18 games
Last Assist _____ at Brown (11/4/23) - 31 games

Longest Point Streak _____ 2, (2x), Last: (2/11/23 - 2/17/23)
Longest Goal Streak _____ N/A
Longest Assist Streak _____ 2 games (2/11/23 - 2/17/23)



NICHOLAS WOLFENBERG

#24

2025-26 STATS: 1 GP, 0 G, 0 A, 0 PTS, 0 PIM
Height: 6-2 Weight: 210 lbs. Shoots: Right Year: Sophomore
Hometown: Calgary, Alberta
Previous Team: Okotoks Oilers (BCHL)

SEASON	GP	G	A	PTS	SH	SH%	PN-MIN	+/-	PPG	SHG	GWG	BLK	FOW	FOL	FO%
2024-25	13	1	1	2	8	.125	1-2	+2	0	0	0	3	0	0	.000
2025-26	1	0	0	0	0	.000	0-0	+1	0	0	0	1	0	0	.000
TOTALS	14	1	1	2	8	.125	1-2	+3	0	0	0	4	0	0	.000

WOLFENBERG AT A GLANCE

Most Goals _____ 1, vs. North Dakota (11/1/24)
Most Assists _____ 1, at Sacred Heart (1/11/25)
Most Points _____ 1, (2x), Last: at Sacred Heart (1/11/25)

First Goal _____ vs. North Dakota (11/1/24)
First Assist _____ at Sacred Heart (1/11/25)
Last Goal _____ vs. North Dakota (11/1/24) - 13 games
Last Assist _____ at Sacred Heart (1/11/25) - 6 games

Longest Point Streak _____ N/A
Longest Goal Streak _____ N/A
Longest Assist Streak _____ N/A



DONOVAN HAMILTON

#26

2025-26 STATS: 1 GP, 0 G, 0 A, 0 PTS, 0 PIM
Height: 6-3 Weight: 200 lbs. Shoots: Left Year: Freshman
Hometown: Buffalo, N.Y.
Previous Team: Salmon Arm Silverbacks (BCHL)

SEASON	GP	G	A	PTS	SH	SH%	PN-MIN	+/-	PPG	SHG	GWG	BLK	FOW	FOL	FO%
2024-25	1	0	0	0	0	.000	0-0	E	0	0	0	0	0	0	.000
2025-26	1	0	0	0	0	.000	0-0	E	0	0	0	0	0	0	.000
TOTALS	1	0	0	0	0	.000	0-0	E	0	0	0	0	0	0	.000

HAMILTON AT A GLANCE

Most Goals _____ N/A
Most Assists _____ N/A
Most Points _____ N/A

First Goal _____ N/A
First Assist _____ N/A
Last Goal _____ N/A
Last Assist _____ N/A

Longest Point Streak _____ N/A
Longest Goal Streak _____ N/A
Longest Assist Streak _____ N/A



LUKE ASHTON

#27

2025-26 STATS: 13 GP, 0 G, 4 A, 4 PTS, 2 PIM
Height: 6-5 Weight: 235 lbs. Shoots: Left Year: Sophomore
Hometown: North Vancouver, British Columbia
Previous Team: Minnesota State (CCHA)

SEASON	GP	G	A	PTS	SH	SH%	PN-MIN	+/-	PPG	SHG	GWG	BLK	FOW	FOL	FO%
2024-25	38	5	8	13	61	.082	3-6	+10	3	0	0	49	0	0	.000
2025-26	13	0	4	4	19	.000	1-2	+7	0	0	0	11	0	0	.000
AT COR	13	0	4	4	19	.000	1-2	+7	0	0	0	11	0	0	.000
TOTALS	49	5	11	16	77	.065	4-8	+16	3	0	0	59	0	0	.000

NOTE: Shaded row denotes season spent with Minnesota State (CCHA)

ASHTON AT A GLANCE

Most Goals _____ 1, (5x), Last: vs. Bemidji State (3/1/25)
Most Assists _____ 1, (12x), Last: vs. Omaha (1/2/26)
Most Points _____ 2, (2x), Last: vs. Bowling Green (12/6/25)

First Goal _____ at Michigan (10/4/24)
First Assist _____ at Michigan (10/4/24)
Last Goal _____ vs. Bemidji State (3/1/25) - 18 games
Last Assist _____ vs. Omaha (1/2/26) - 1 game

Longest Point Streak _____ 3 games (1/10/25 - 1/17/25)
Longest Goal Streak _____ N/A
Longest Assist Streak _____ 2 games (1/10/25 - 1/11/25)



NICK DeSANTIS

#28

2025-26 STATS: 13 GP, 2 G, 1 A, 3 PTS, 4 PIM
Height: 5-9 Weight: 170 lbs. Shoots: Right Year: Senior
Hometown: Collegeville, Pa.
Previous Team: Madison Capitols (USHL)

SEASON	GP	G	A	PTS	SH	SH%	PN-MIN	+/-	PPG	SHG	GWG	BLK	FOW	FOL	FO%
2022-23	31	9	11	20	40	.225	6-12	+9	3	0	1	4	0	0	.000
2023-24	35	8	6	14	46	.174	11-30	+16	1	0	1	16	0	0	.000
2024-25	33	8	6	14	45	.178	8-24	+11	1	0	1	9	5	2	.714
2025-26	13	2	1	3	11	.182	2-4	+7	0	0	1	4	2	4	.333
TOTALS	112	27	24	51	142	.190	27-70	+43	5	0	4	33	7	6	.538

DeSANTIS AT A GLANCE

Most Goals _____ 2, (5x), Last: vs. Harvard (1/24/25)
Most Assists _____ 4, at RPI (1/7/23)
Most Points _____ 4, at RPI (1/7/23)

First Goal _____ at St. Lawrence (11/11/22)
First Assist _____ vs. AIC (12/29/22)
Last Goal _____ at St. Lawrence (12/6/25) - 2 games
Last Assist _____ at St. Lawrence (12/6/25) - 2 games

Longest Point Streak _____ 6 games (12/29/22 - 1/20/23)
Longest Goal Streak _____ 3 games (1/12/24 - 1/19/24)
Longest Assist Streak _____ 4 games (1/6/23 - 1/20/23)

2025-26 CORNELL BIG RED SKATER CAPSULES



PARKER MURRAY

#29

2025-26 STATS: 0 GP, 0 G, 0 A, 0 PTS, 0 PIM

Height: 6-5 Weight: 230 lbs. Shoots: Left Year: Sophomore
Hometown: Manhattan Beach, Calif.
Previous Team: Chilliwack Chiefs (BCHL)

SEASON	GP	G	A	PTS	SH	SH%	PN-MIN	+/-	PPG	SHG	GWG	BLK	FOW	FOL	FO%
2024-25	3	0	0	0	1	.000	1-2	E	0	0	0	0	0	0	.000
2025-26	0	0	0	0	0	.000	0-0	E	0	0	0	0	0	0	.000
TOTALS	3	0	0	0	1	.000	1-2	E	0	0	0	0	0	0	.000

MURRAY AT A GLANCE

Most Goals _____ N/A
Most Assists _____ N/A
Most Points _____ N/A

First Goal _____ N/A
First Assist _____ N/A
Last Goal _____ N/A
Last Assist _____ N/A

Longest Point Streak _____ N/A
Longest Goal Streak _____ N/A
Longest Assist Streak _____ N/A



JONATHAN CASTAGNA

#38

2025-26 STATS: 13 GP, 7 G, 6 A, 13 PTS, 4 PIM

Height: 6-2 Weight: 198 lbs. Shoots: Left Year: Junior
Hometown: Etobicoke, Ontario
Previous Team: St. Andrew's College

SEASON	GP	G	A	PTS	SH	SH%	PN-MIN	+/-	PPG	SHG	GWG	BLK	FOW	FOL	FO%
2023-24	35	11	14	25	60	.183	11-25	+20	0	0	3	15	220	183	.546
2024-25	32	5	10	15	61	.082	10-20	+2	1	0	0	20	290	204	.587
2025-26	13	7	6	13	36	.194	2-4	+9	2	2	1	14	156	86	.645
TOTALS	80	23	30	53	157	.146	23-49	+31	3	2	4	49	666	473	.585

CASTAGNA AT A GLANCE

Most Goals _____ 3, vs. Princeton (1/19/24)
Most Assists _____ 2, (7x), Last: vs. Omaha (1/2/26)
Most Points _____ 4, (2x), Last: at Union (2/10/24)

First Goal _____ at Brown (11/4/23)
First Assist _____ vs. Minnesota Duluth (10/27/23)
Last Goal _____ vs. Omaha (1/3/26)
Last Assist _____ 2, vs. Omaha (1/2/26) - 1 game

Longest Point Streak _____ 4 games (12/5/25 - Pres.)
Longest Goal Streak _____ 2, (2x), Last: (12/5/25 - 12/6/25)
Longest Assist Streak _____ 2, (6x), Last: (12/6/25 - 1/2/26)



SEASON & CAREER RECORDS BY SITUATION

PLAYER	IN LINEUP		SCORES A GOAL		HAS AN ASSIST		HAS A POINT		MULTI-PT GAME		2-POINT GAME		3-POINT GAME		4+-POINT GAME	
	'25-26	CAREER	'25-26	CAREER	'25-26	CAREER	'25-26	CAREER	'25-26	CAREER	'25-26	CAREER	'25-26	CAREER	'25-26	CAREER
Connor Arseneault	6-2-0	6-2-0	—	—	1-1-0	1-1-0	1-1-0	1-1-0	—	—	—	—	—	—	—	—
Luke Ashton	9-4-0	35-13-3	—	5-0-0	4-0-0	11-1-0	4-0-0	14-1-0	—	2-0-0	—	2-0-0	—	—	—	—
Jonathan Castagna	9-4-0	47-21-12	4-1-0	13-4-0	4-0-0	18-1-4	7-1-0	26-5-4	4-0-0	12-0-1	3-0-0	9-0-1	1-0-0	1-0-0	—	2-0-0
Tyler Catalano	9-4-0	44-20-9	1-0-0	2-1-1	—	6-2-0	1-0-0	8-3-1	—	—	—	—	—	—	—	—
Nick DeSantis	9-4-0	67-31-14	2-0-0	18-1-3	1-0-0	15-4-2	2-0-0	27-5-4	1-0-0	10-0-2	1-0-0	8-0-2	—	1-0-0	—	1-0-0
Luke Devlin	9-4-0	30-9-4	1-0-0	6-1-0	1-0-0	3-0-0	2-0-0	8-1-0	1-0-0	2-0-0	1-0-0	2-0-0	—	—	—	—
Gio DiGiulian	9-4-0	9-4-0	4-1-0	4-1-0	3-0-0	3-0-0	5-1-0	5-1-0	2-0-0	2-0-0	2-0-0	2-0-0	—	—	—	—
Sean Donaldson	—	28-14-8	—	2-1-0	—	3-1-1	—	5-2-1	—	2-0-0	—	2-0-0	—	—	—	—
George Fegaras	9-4-0	45-21-10	1-0-0	3-1-1	4-1-0	14-3-2	4-1-0	15-4-3	2-0-0	5-1-0	2-0-0	5-1-0	—	—	—	—
Michael Fisher	9-4-0	23-18-2	—	0-1-0	2-1-0	2-2-0	2-1-0	2-3-0	—	—	—	—	—	—	—	—
Hudson Gorski	1-0-0	1-0-0	—	—	—	—	—	—	—	—	—	—	—	—	—	—
Donovan Hamilton	0-1-0	0-1-0	—	—	—	—	—	—	—	—	—	—	—	—	—	—
Reegan Hiscock	9-4-0	9-4-0	3-2-0	3-2-0	—	—	3-2-0	3-2-0	—	—	—	—	—	—	—	—
Jake Kraft	9-4-0	50-22-12	2-0-0	10-2-1	2-0-0	12-1-3	4-0-0	19-3-4	—	3-0-0	—	2-0-0	—	1-0-0	—	—
Aiden Long	9-4-0	9-4-0	2-0-0	2-0-0	5-0-0	5-0-0	6-0-0	6-0-0	2-0-0	2-0-0	2-0-0	2-0-0	—	—	—	—
Charlie Major	7-4-0	23-12-4	4-0-0	9-0-0	4-2-0	13-3-1	5-2-0	16-3-1	3-0-0	8-0-0	2-0-0	7-0-0	1-0-0	1-0-0	—	—
Luke McCrady	1-0-0	1-0-0	—	—	—	—	—	—	—	—	—	—	—	—	—	—
Marian Mosko	—	9-2-2	—	—	—	1-0-0	—	1-0-0	—	—	—	—	—	—	—	—
Parker Murray	—	0-2-1	—	—	—	—	—	—	—	—	—	—	—	—	—	—
Jack O'Brien	9-4-0	32-14-7	—	—	2-1-0	4-2-0	2-1-0	4-2-0	1-0-0	1-0-0	1-0-0	1-0-0	—	—	—	—
Chase Pirtle	5-2-0	5-2-0	1-0-0	1-0-0	4-0-0	4-0-0	4-0-0	4-0-0	1-0-0	1-0-0	1-0-0	1-0-0	—	—	—	—
Caton Ryan	9-4-0	9-4-0	3-0-0	3-0-0	6-0-0	6-0-0	7-0-0	7-0-0	4-0-0	4-0-0	4-0-0	4-0-0	—	—	—	—
Hoyt Stanley	9-4-0	50-21-12	—	2-0-2	3-0-0	19-1-1	3-0-0	21-1-3	—	1-0-0	—	1-0-0	—	—	—	—
Xavier Veilleux	9-4-0	9-4-0	3-0-0	3-0-0	4-1-0	4-1-0	6-1-0	6-1-0	2-0-0	2-0-0	2-0-0	2-0-0	—	—	—	—
Winter Wallace	6-3-0	34-19-7	—	3-1-0	—	3-2-1	—	6-3-1	—	—	—	—	—	—	—	—
Ryan Walsh	9-4-0	50-22-12	2-0-0	23-3-2	4-1-0	16-4-5	6-1-0	31-6-7	4-0-0	14-1-1	3-0-0	9-1-1	—	4-0-0	1-0-0	1-0-0
Nicholas Wolfenberg	1-0-0	6-4-4	—	1-0-0	—	0-1-0	—	1-1-0	—	—	—	—	—	—	—	—

NOTE: Career records included from games at previous Division I institutions



ALEXIS COURNOYER #30

2025-26 STATS: 10 GP / 10 GS, 7-3-0 RECORD, 1.93 GAA, .925 SV%

Height: 6-4 **Weight:** 202 lbs. **Catches:** Left **Year:** Freshman

Hometown: Trois-Rivières, Québec

Previous Team: Cape Breton Eagles (QMJHL)



SEASON	GP-GS	MIN	GA	GAA	SV	SV%	RECORD	SHO	PPG	SHG	G	A	PTS	PIM
2025-26	10-10	591:37	19	1.93	236	.925	7-3-0	0	4	0	0	0	0	0
TOTALS	10-10	591:37	19	1.93	236	.925	7-3-0	0	4	0	0	0	0	0

COURNOYER AT A GLANCE

Most Saves _____ 33, at UMass (11/1/25)

Most Assists _____ N/A

First Game _____ at UMass (11/1/25)

First Start _____ at UMass (11/1/25)

First Shutout _____ N/A

Current Shutout Streak _____ **30:01, 1/2/26 - Present**

Longest Shutout Streak _____ 91:42, 11/8/25 - 11/14/25

Last Shutout _____ N/A

Last Assist _____ N/A



REMINGTON KEOPPLE #33

2025-26 STATS: 3 GP / 3 GS, 2-1-0 RECORD, 2.03 GAA, .905 SV%

Height: 6-2 **Weight:** 191 lbs. **Catches:** Left **Year:** Senior

Hometown: New Richmond, Wis.

Previous Team: Des Moines Buccaneers (USHL)

SEASON	GP-GS	MIN	GA	GAA	SV	SV%	RECORD	SHO	PPG	SHG	G	A	PTS	PIM
2022-23	5-3	174:28	9	3.10	52	.852	1-1-1	0	2	1	0	0	0	0
2023-24	2-1	114:33	7	3.67	44	.863	0-2-0	0	1	0	0	0	0	0
2024-25	5-2	209:37	3	0.86	68	.958	2-0-0	1	1	0	0	1	1	0
2025-26	3-3	177:39	6	2.03	57	.905	2-1-0	0	5	0	0	0	0	0
TOTALS	15-9	676:17	25	2.22	221	.898	5-4-1	1	9	1	0	1	1	0

KEOPPLE AT A GLANCE

Most Saves _____ 25, vs. Omaha (1/3/26)

Most Assists _____ 1, at RPI (3/1/25)

First Game _____ at Minnesota Duluth (10/29/22)

First Start _____ at Minnesota Duluth (10/29/22)

First Shutout _____ at RPI (3/1/25)

Current Shutout Streak _____ **28:28, 1/3/26 - Pres.**

Longest Shutout Streak _____ 86:58, 2/28/25 - 10/31/25

Last Shutout _____ at RPI (3/1/25) - 3 games

Last Assist _____ at RPI (3/1/25) - 3 games



JUSTIN KATZ #37

2025-26 STATS: 0 GP / 0 GS, 0-0-0 RECORD, 0.00 GAA, .000 SV%

Height: 6-1 **Weight:** 189 lbs. **Catches:** Right **Year:** Sophomore

Hometown: Montréal, Québec

Previous Team: Powell River Kings (BCHL)

SEASON	GP-GS	MIN	GA	GAA	SV	SV%	RECORD	SHO	PPG	SHG	G	A	PTS	PIM
2024-25	0-0	0:00	0	0.00	0	.000	0-0-0	0	0	0	0	0	0	0
2025-26	0-0	0:00	0	0.00	0	.000	0-0-0	0	0	0	0	0	0	0
TOTALS	0-0	0:00	0	0.00	0	.000	0-0-0	0	0	0	0	0	0	0

KATZ AT A GLANCE

Most Saves _____ N/A

Most Assists _____ N/A

First Game _____ N/A

First Start _____ N/A

First Shutout _____ N/A

Current Shutout Streak _____ 0:00

Longest Shutout Streak _____ N/A

Last Shutout _____ N/A

Last Assist _____ N/A



ERICK ROEST #40

2025-26 STATS: 0 GP / 0 GS, 0-0-0 RECORD, 0.00 GAA, .000 SV%

Height: 6-0 **Weight:** 174 lbs. **Catches:** Left **Year:** Freshman

Hometown: Lethbridge, Alberta

Previous Team: Cowichan Valley Capitals (BCHL)

SEASON	GP-GS	MIN	GA	GAA	SV	SV%	RECORD	SHO	PPG	SHG	G	A	PTS	PIM
2024-25	0-0	0:00	0	0.00	0	.000	0-0-0	0	0	0	0	0	0	0
TOTALS	0-0	0:00	0	0.00	0	.000	0-0-0	0	0	0	0	0	0	0

ROEST AT A GLANCE

Most Saves _____ N/A

Most Assists _____ N/A

First Game _____ N/A

First Start _____ N/A

First Shutout _____ N/A

Current Shutout Streak _____ 0:00

Longest Shutout Streak _____ N/A

Last Shutout _____ N/A

Last Assist _____ N/A

2025-26 GOAL SCORING SUMMARIES

PLAYER	SEASON GOALS	BY SITE			BY PERIOD				BY STRENGTH			GAME WINNER	LAST LEADING	LAST GOAL		GAMES SINCE
		HOME	ROAD	NEUTRAL	1ST	2ND	3RD	OT	EV	PP	SH			DATE / OPP	GOALTENDER	
Connor Arseneault	—	—	—	—	—	—	—	—	—	—	—	—	—	—	—	—
Luke Ashton	—	—	—	—	—	—	—	—	—	—	—	—	—	—	—	—
Jonathan Castagna	7	3	4	—	1	3	3	—	3	2	2	1	1	1/3/26 vs. Omaha	Winn	0
Tyler Catalano	1	—	1	—	1	—	—	—	1	—	—	—	—	12/6/25 at St. Lawrence	Winn	2
Nick DeSantis	2	1	1	—	1	1	—	—	2	—	—	1	1	12/6/25 at St. Lawrence	Winn	2
Luke Devlin	2	2	—	—	1	1	—	—	2	—	—	1	—	11/22/25 vs. RPI	Krawchuk	5
Gio DiGiulian	5	2	3	—	2	1	2	—	5	—	—	2	1	1/2/26 vs. Omaha	Cowan	1
Sean Donaldson	—	—	—	—	—	—	—	—	—	—	—	—	—	—	—	—
George Fegaras	1	1	—	—	1	—	—	—	1	—	—	—	—	1/2/26 vs. Omaha	Cowan	1
Michael Fisher	—	—	—	—	—	—	—	—	—	—	—	—	—	—	—	—
Hudson Gorski	—	—	—	—	—	—	—	—	—	—	—	—	—	—	—	—
Donovan Hamilton	—	—	—	—	—	—	—	—	—	—	—	—	—	—	—	—
Reegan Hiscock	5	3	1	1	1	3	1	—	5	—	—	1	1	1/3/26 vs. Omaha	Cowan	0
Jake Kraft	2	1	1	—	1	—	1	—	1	1	—	—	1	12/6/25 at St. Lawrence	Winn	2
Aiden Long	3	3	—	—	2	—	1	—	3	—	—	—	—	1/3/26 vs. Omaha	Cowan	0
Charlie Major	4	2	2	—	—	3	1	—	2	2	—	3	2	12/6/25 at St. Lawrence	Winn	2
Luke McCrady	—	—	—	—	—	—	—	—	—	—	—	—	—	—	—	—
Marian Mosko	—	—	—	—	—	—	—	—	—	—	—	—	—	—	—	—
Parker Murray	—	—	—	—	—	—	—	—	—	—	—	—	—	—	—	—
Jack O'Brien	—	—	—	—	—	—	—	—	—	—	—	—	—	—	—	—
Chase Pirtle	1	—	1	—	—	—	1	—	1	—	—	—	—	12/6/25 at St. Lawrence	Winn	1
Caton Ryan	4	3	1	—	1	—	3	—	3	1	—	—	1	12/6/25 at St. Lawrence	Winn	2
Hoyt Stanley	—	—	—	—	—	—	—	—	—	—	—	—	—	—	—	—
Xavier Veilleux	3	2	1	—	2	—	1	—	—	3	—	—	—	1/2/26 vs. Omaha	Cowan	1
Winter Wallace	—	—	—	—	—	—	—	—	—	—	—	—	—	—	—	—
Ryan Walsh	3	3	—	—	—	2	1	—	2	1	—	—	1	11/15/25 vs. Yale	Stark	7
Nicholas Wolfenberg	—	—	—	—	—	—	—	—	—	—	—	—	—	—	—	—

2025-26 GOAL SCORING SUMMARIES

PLAYER	TOTALS	EVEN	PP	SH	HOME	AWAY	NEUTRAL	1ST	2ND	3RD	OT
Connor Arseneault	0-2—2	0-2—2	—	—	0-1—1	0-1—1	—	—	0-2—2	—	—
Luke Ashton	0-4—4	0-3—3	—	0-1—1	0-3—3	0-1—1	—	0-1—1	—	0-3—3	—
Jonathan Castagna	7-6—13	3-3—6	2-3—5	2-0—2	3-4—7	4-2—6	—	1-3—4	3-2—5	3-1—4	—
Tyler Catalano	1-0—1	1-0—1	—	—	—	1-0—1	—	1-0—1	—	—	—
Nick DeSantis	2-1—3	2-1—3	—	—	1-0—1	1-1—2	—	1-0—1	1-0—1	0-1—1	—
Luke Devlin	2-1—3	2-1—3	—	—	2-0—2	0-1—1	—	1-1—2	1-0—1	—	—
Gio DiGiulian	5-3—8	5-2—7	0-1—1	—	2-3—5	3-0—3	—	2-2—4	1-0—1	2-1—3	—
Sean Donaldson	—	—	—	—	—	—	—	—	—	—	—
George Fegaras	1-6—7	1-4—5	0-2—2	—	1-5—6	0-1—1	—	1-1—2	0-2—2	0-3—3	—
Michael Fisher	0-3—3	0-3—3	—	—	0-2—2	0-1—1	—	0-1—1	0-1—1	0-1—1	—
Hudson Gorski	—	—	—	—	—	—	—	—	—	—	—
Donovan Hamilton	—	—	—	—	—	—	—	—	—	—	—
Reegan Hiscock	5-0—5	5-0—5	—	—	3-0—3	1-0—1	1-0—1	1-0—1	3-0—3	1-0—1	—
Jake Kraft	2-2—4	1-2—3	1-0—1	—	1-2—3	1-0—1	—	1-1—2	0-1—1	1-0—1	—
Aiden Long	3-5—8	3-4—7	—	0-1—1	3-3—6	0-2—2	—	2-1—3	0-2—2	1-2—3	—
Charlie Major	4-7—11	2-4—6	2-3—5	—	2-2—4	2-4—6	0-1—1	0-2—2	3-3—6	1-2—3	—
Luke McCrady	—	—	—	—	—	—	—	—	—	—	—
Marian Mosko	—	—	—	—	—	—	—	—	—	—	—
Parker Murray	—	—	—	—	—	—	—	—	—	—	—
Jack O'Brien	0-4—4	0-4—4	—	—	0-1—1	0-3—3	—	0-1—1	—	0-3—3	—
Chase Pirtle	1-4—5	1-3—4	0-1—1	—	0-3—3	1-1—2	—	0-1—1	0-1—1	1-2—3	—
Caton Ryan	4-7—11	3-6—9	1-1—2	—	3-4—7	1-3—4	—	1-2—3	0-3—3	3-2—5	—
Hoyt Stanley	0-3—3	0-2—2	0-1—1	—	0-2—2	0-1—1	—	0-2—2	0-1—1	—	—
Xavier Veilleux	3-6—9	0-3—3	3-3—6	—	2-3—5	1-3—4	—	2-3—5	0-2—2	1-1—2	—
Winter Wallace	—	—	—	—	—	—	—	—	—	—	—
Ryan Walsh	3-11—14	2-6—8	1-5—6	—	3-7—10	0-3—3	0-1—1	0-3—3	2-4—6	1-4—5	—
Nicholas Wolfenberg	—	—	—	—	—	—	—	—	—	—	—

2025-26 GOALTENDING BREAKDOWN

PLAYER	OVERALL								HOME								ROAD / NEUTRAL							
	GP	REC	SHO	MIN	GA	GAA	SV	SV%	GP	REC	SHO	MIN	GA	GAA	SV	SV%	GP	REC	SHO	MIN	GA	GAA	SV	SV%
Alexis Cournoyer	10	7-3-0	0	591:37	19	1.93	236	.925	5	5-0-0	0	299:00	9	1.81	109	.924	5	2-3-0	0	292:37	10	2.05	127	.927
Justin Katz	—	—	—	—	—	—	—	—	—	—	—	—	—	—	—	—	—	—	—	—	—	—	—	—
Remington Keopple	3	2-1-0	0	177:39	6	2.03	57	.905	1	1-0-0	0	60:00	2	2.00	25	.926	2	1-1-0	0	117:39	4	2.04	32	.889
Erick Roest	—	—	—	—	—	—	—	—	—	—	—	—	—	—	—	—	—	—	—	—	—	—	—	—
PLAYER	OCTOBER								NOVEMBER								DECEMBER							
	GP	REC	SHO	MIN	GA	GAA	SV	SV%	GP	REC	SHO	MIN	GA	GAA	SV	SV%	GP	REC	SHO	MIN	GA	GAA	SV	SV%
Alexis Cournoyer	—	—	—	—	—	—	—	—	8	6-2-0	0	474:48	11	1.39	197	.947	1	0-1-0	0	57:04	4	4.21	25	.862
Justin Katz	—	—	—	—	—	—	—	—	—	—	—	—	—	—	—	—	—	—	—	—	—	—	—	—
Remington Keopple	1	0-1-0	0	58:32	2	2.05	14	.875	—	—	—	—	—	—	—	—	1	1-0-0	0	59:07	2	2.03	18	.900
Erick Roest	—	—	—	—	—	—	—	—	—	—	—	—	—	—	—	—	—	—	—	—	—	—	—	—
PLAYER	JANUARY								FEBRUARY								MARCH							
	GP	REC	SHO	MIN	GA	GAA	SV	SV%	GP	REC	SHO	MIN	GA	GAA	SV	SV%	GP	REC	SHO	MIN	GA	GAA	SV	SV%
Alexis Cournoyer	1	1-0-0	0	59:45	4	4.02	14	.778	—	—	—	—	—	—	—	—	—	—	—	—	—	—	—	—
Justin Katz	—	—	—	—	—	—	—	—	—	—	—	—	—	—	—	—	—	—	—	—	—	—	—	—
Remington Keopple	1	1-0-0	0	60:00	2	2.00	25	.926	—	—	—	—	—	—	—	—	—	—	—	—	—	—	—	—
Erick Roest	—	—	—	—	—	—	—	—	—	—	—	—	—	—	—	—	—	—	—	—	—	—	—	—

CAREER GOAL SCORING SUMMARIES																
PLAYER	CAREER GOALS	BY SITE			BY PERIOD				BY STRENGTH			GAME WINNER	LAST LEADING	LAST GOAL		GAMES SINCE
		HOME	ROAD	NEUTRAL	1ST	2ND	3RD	OT	EV	PP	SH			DATE / OPP	GOALTENDER	
Connor Arseneault	—	—	—	—	—	—	—	—	—	—	—	—	—	—	—	—
Luke Ashton	5	3	2	—	1	2	2	—	2	3	—	—	1	3/1/25 vs. Bemidji State	Robbins	18
Jonathan Castagna	23	8	11	4	8	8	7	—	18	3	2	4	6	1/3/26 vs. Omaha	Cowan	0
Tyler Catalano	4	2	2	—	3	—	1	—	4	—	—	1	1	12/6/25 at St. Lawrence	Winn	2
Nick DeSantis	27	15	8	4	12	6	9	—	22	5	—	4	4	12/6/25 at St. Lawrence	Winn	2
Luke Devlin	8	5	3	—	5	1	2	—	8	—	—	2	—	11/22/25 vs. RPI	Krawchuk	5
Gio DiGiulian	5	2	3	—	2	1	2	—	5	—	—	2	1	1/2/26 vs. Omaha	Cowan	1
Sean Donaldson	3	1	2	—	1	1	1	—	2	1	—	—	—	1/21/23 vs. Princeton	Pearson	32
George Fegaras	5	3	1	1	1	3	1	—	4	1	—	—	—	1/2/26 vs. Omaha	Cowan	1
Michael Fisher	—	—	—	—	—	—	—	—	—	—	—	—	—	10/26/23 at UNH	Hellsten	40
Hudson Gorski	—	—	—	—	—	—	—	—	—	—	—	—	—	—	—	—
Donovan Hamilton	—	—	—	—	—	—	—	—	—	—	—	—	—	—	—	—
Reegan Hiscock	5	3	1	1	1	3	1	—	5	—	—	1	1	1/3/26 vs. Omaha	Cowan	0
Jake Kraft	13	8	5	—	6	3	4	—	12	1	—	2	1	12/6/25 at St. Lawrence	Winn	2
Aiden Long	3	3	—	—	2	—	1	—	3	—	—	—	—	1/3/26 vs. Omaha	Cowan	0
Charlie Major	9	3	5	1	1	4	3	1	7	2	—	4	2	12/6/25 at St. Lawrence	Winn	2
Luke McCrady	—	—	—	—	—	—	—	—	—	—	—	—	—	—	—	—
Marian Mosko	—	—	—	—	—	—	—	—	—	—	—	—	—	—	—	—
Parker Murray	—	—	—	—	—	—	—	—	—	—	—	—	—	—	—	—
Jack O'Brien	—	—	—	—	—	—	—	—	—	—	—	—	—	—	—	—
Chase Pirtle	1	—	1	—	—	—	1	—	1	—	—	—	—	12/6/25 at St. Lawrence	Winn	1
Caton Ryan	4	3	1	—	1	—	3	—	3	1	—	—	1	12/6/25 at St. Lawrence	Winn	2
Hoyt Stanley	4	2	1	1	1	2	1	—	4	—	—	—	—	3/8/25 vs. Yale	Stark	19
Xavier Veilleux	3	2	1	—	2	—	1	—	0	3	—	—	—	1/2/26 vs. Omaha	Cowan	1
Winter Wallace	4	1	3	—	1	1	2	—	4	—	—	—	1	2/10/24 at Union	Chauvette	18
Ryan Walsh	32	14	11	7	7	13	12	—	24	8	—	7	7	11/15/25 vs. Yale	Stark	7
Nicholas Wolfenberg	1	1	—	—	1	—	—	—	1	—	—	—	—	11/1/24 vs. North Dakota	Semtimphelter	13

CAREER GOAL SCORING SUMMARIES											
PLAYER	TOTALS	EVEN	PP	SH	HOME	AWAY	NEUTRAL	1ST	2ND	3RD	OT
Connor Arseneault	0-2—2	0-2—2	—	—	0-1—1	0-1—1	—	—	0-2—2	—	—
Luke Ashton	5-12—17	2-8—10	3-3—6	0-1—1	3-7—10	2-5—7	—	1-5—6	2-1—3	2-6—8	—
Jonathan Castagna	23-30—53	18-26—44	3-4—7	2-0—2	8-16—24	11-10—21	4-4—8	8-9—17	8-12—20	7-9—16	—
Tyler Catalano	4-8—12	4-8—12	—	—	2-4—6	2-4—6	—	3-4—7	0-4—4	1-0—1	—
Nick DeSantis	27-24—51	22-22—44	5-2—7	—	15-6—21	8-15—23	4-3—7	12-9—21	6-9—15	9-6—15	—
Luke Devlin	8-3—11	8-3—11	—	—	5-1—6	3-2—5	—	5-1—6	1-1—2	2-1—3	—
Gio DiGiulian	5-3—8	5-2—7	0-1—1	—	2-3—5	3-0—3	—	2-2—4	1-0—1	2-1—3	—
Sean Donaldson	3-7—10	2-4—6	1-3—4	—	1-7—8	2-0—2	—	1-1—2	1-3—4	1-3—4	—
George Fegaras	5-23—28	4-11—15	1-12—13	—	3-12—15	1-10—11	1-1—2	1-6—7	3-6—9	1-11—12	—
Michael Fisher	1-4—5	1-4—5	—	—	0-3—3	1-1—2	—	0-2—2	1-1—2	0-1—1	—
Hudson Gorski	—	—	—	—	—	—	—	—	—	—	—
Donovan Hamilton	—	—	—	—	—	—	—	—	—	—	—
Reegan Hiscock	5-0—5	5-0—5	—	—	3-0—3	1-0—1	1-0—1	1-0—1	3-0—3	1-0—1	—
Remington Keopple	0-1—1	0-1—1	—	—	—	0-1—1	—	—	—	0-1—1	—
Jake Kraft	13-17—30	12-15—27	1-2—3	—	8-7—15	5-9—14	0-1—1	6-7—13	3-7—10	4-3—7	—
Aiden Long	3-5—8	3-4—7	—	0-1—1	3-3—6	0-2—2	—	2-1—3	0-2—2	1-2—3	—
Charlie Major	9-20—29	7-12—19	2-8—10	—	3-8—11	5-10—15	1-2—3	1-6—7	4-4—8	3-10—13	1-0—1
Luke McCrady	—	—	—	—	—	—	—	—	—	—	—
Marian Mosko	0-1—1	0-1—1	—	—	0-1—1	—	—	0-1—1	—	—	—
Parker Murray	—	—	—	—	—	—	—	—	—	—	—
Jack O'Brien	0-7—7	0-7—7	—	—	0-1—1	0-6—6	—	0-1—1	0-1—1	0-5—5	—
Chase Pirtle	1-4—5	1-3—4	0-1—1	—	0-3—3	1-1—2	—	0-1—1	0-1—1	1-2—3	—
Caton Ryan	4-7—11	3-6—9	1-1—2	—	3-4—7	1-3—4	—	1-2—3	0-3—3	3-2—5	—
Hoyt Stanley	4-22—26	4-21—25	0-1—1	—	2-10—12	1-8—9	1-4—5	1-8—9	2-7—9	1-7—8	—
Xavier Veilleux	3-6—9	0-3—3	3-3—6	—	2-3—5	1-3—4	—	2-3—5	0-2—2	1-1—2	—
Winter Wallace	4-6—10	4-5—9	0-1—1	—	1-3—4	3-3—6	—	1-2—3	1-0—1	2-4—6	—
Ryan Walsh	32-35—67	24-19—43	8-15—23	0-1—1	14-16—30	11-12—23	7-7—14	7-9—16	13-15—28	12-10—22	0-1—1
Nicholas Wolfenberg	1-1—2	1-1—2	—	—	1-0—1	0-1—1	—	1-0—1	0-1—1	—	—

CAREER GOALTENDING BREAKDOWN																								
PLAYER	OVERALL								HOME								ROAD / NEUTRAL							
	GP	REC	SHO	MIN	GA	GAA	SV	SV%	GP	REC	SHO	MIN	GA	GAA	SV	SV%	GP	REC	SHO	MIN	GA	GAA	SV	SV%
Alexis Cournoyer	10	7-3-0	0	591:37	19	1.93	236	.925	5	5-0-0	0	299:00	9	1.81	109	.924	5	2-3-0	0	292:37	10	2.05	127	.927
Justin Katz	—	—	—	—	—	—	—	—	—	—	—	—	—	—	—	—	—	—	—	—	—	—	—	—
Remington Keopple	15	5-4-1	1	676:17	25	2.22	221	.898	3	2-0-0	0	123:42	5	2.43	44	.898	12	3-4-1	0	552:35	20	2.17	177	.898
Erick Roest	—	—	—	—	—	—	—	—	—	—	—	—	—	—	—	—	—	—	—	—	—	—	—	—
PLAYER	OCTOBER								NOVEMBER								DECEMBER							
	GP	REC	SHO	MIN	GA	GAA	SV	SV%	GP	REC	SHO	MIN	GA	GAA	SV	SV%	GP	REC	SHO	MIN	GA	GAA	SV	SV%
Alexis Cournoyer	—	—	—	—	—	—	—	—	8	6-2-0	0	474:48	11	1.39	197	.947	1	0-1-0	0	57:04	4	4.21	25	.862
Justin Katz	—	—	—	—	—	—	—	—	—	—	—	—	—	—	—	—	—	—	—	—	—	—	—	—
Remington Keopple	2	0-2-0	0	98:32	6	3.65	25	.806	4	1-2-0	0	200:17	8	2.40	67	.893	3	1-0-0	0	72:31	4	3.31	23	.852
Erick Roest	—	—	—	—	—	—	—	—	—	—	—	—	—	—	—	—	—	—	—	—	—	—	—	—
PLAYER	JANUARY								FEBRUARY								MARCH							
	GP	REC	SHO	MIN	GA	GAA	SV	SV%	GP	REC	SHO	MIN	GA	GAA	SV	SV%	GP	REC	SHO	MIN	GA	GAA	SV	SV%
Alexis Cournoyer	1	1-0-0	0	59:45	4	4.02	14	.778	—	—	—	—	—	—	—	—	—	—	—	—	—	—	—	—
Justin Katz	—	—	—	—	—	—	—	—	—	—	—	—	—	—	—	—	—	—	—	—	—	—	—	—
Remington Keopple	3	2-0-0	0	157:03	4	1.53	58	.935	2	0-0-1	0	87:55	3	2.05	27	.900	1	1-0-0	1	59:59	0	0.00	21	1.000
Erick Roest	—	—	—	—	—	—	—	—	—	—	—	—	—	—	—	—	—	—	—	—	—	—	—	—

GOALS SCORED, GAME

1.	19	1/13/1965 vs. Hamilton (W, 19-0)
	19	1/27/1968 at Yale (W, 19-1)
3.	18	1/20/1968 at Penn (W, 18-1)
4.	16	12/14/1957 vs. Lehigh (W, 16-3)
5.	15	11/25/1965 vs. York (W, 15-0)
	15	11/25/1975 vs. uOttawa (W, 15-2)
7.	14	2/10/1965 at Hamilton (W, 14-0)
	14	11/24/1966 vs. McMaster (W, 14-2)
	14	2/17/1968 vs. Dartmouth (W, 14-2)
	14	1/8/1969 vs. Penn (W, 14-0)
	14	3/4/1970 vs. Dartmouth (W, 14-0)
12.	13	Nine times, Last: 1/21/1978 vs. Yale (W, 13-1)

GOALS SCORED, PERIOD

1.	9	12/14/1957 vs. Lehigh — 1st period (W, 16-3)
	9	1/27/1968 at Yale — 2nd period (W, 19-1)
	9	1/21/1978 vs. Yale — 1st period (W, 13-1)
4.	8	3/4/1961 vs. Penn — 3rd period (W, 13-1)
	8	2/21/1979 vs. Harvard — 1st period (W, 11-3)
6.	7	3/3/1962 vs. Penn — 2nd period (W, 10-0)
	7	1/13/1965 vs. Hamilton — 2nd period (W, 19-0)
	7	1/13/1965 vs. Hamilton — 3rd period (W, 19-0)
	7	2/10/1965 at Hamilton — 1st period (W, 14-0)
	7	11/24/1966 vs. McMaster — 1st period (W, 14-2)
	7	1/19/1967 at Colgate — 1st period (W, 10-2)
	7	1/20/1968 at Penn — 2nd period (W, 18-1)
	7	1/20/1968 at Penn — 3rd period (W, 18-1)
	7	2/17/1968 at Dartmouth — 2nd period (W, 14-2)
	7	2/5/1969 at Yale — 2nd period (W, 11-2)
	7	12/28/1973 vs. Colo. Coll. — 2nd period (W, 9-8)
	7	11/25/1975 vs. uOttawa — 3rd period (W, 15-2)

MARGIN OF VICTORY

1.	+19	1/13/1965 vs. Hamilton (W, 19-0)
2.	+18	1/27/1968 at Yale (W, 19-1)
3.	+17	1/20/1968 at Penn (W, 18-1)
4.	+15	11/25/1965 vs. York (W, 15-0)
5.	+14	2/10/1965 at Hamilton (W, 14-0)
	+14	1/8/1969 vs. Penn (W, 14-0)
	+14	3/4/1970 vs. Dartmouth (W, 14-0)
8.	+13	1/4/1911 at Western Reserve (W, 13-0)
	+13	12/14/1957 vs. Lehigh Club (W, 16-3)
	+13	11/30/1963 at Penn (W, 13-0)
	+13	11/23/1968 vs. Guelph (W, 13-0)
	+13	11/25/1975 vs. uOttawa (W, 15-2)
13.	+12	Six times, Last: 1/21/1978 vs. Yale (W, 13-1)

MARGIN OF DEFEAT

1.	-23	12/27/1939 vs. Boston College (L, 1-14)
2.	-18	1/10/1959 at Harvard (L, 0-18)
3.	-16	1/19/1946 at Yale (L, 2-18)
4.	-14	3/2/1959 vs. Middlebury (L, 1-15)
5.	-13	1/21/1928 at Princeton (L, 1-14)
	-13	1/18/1947 at Yale (L, 0-13)
	-13	2/21/1948 at Colgate (L, 1-14)
	-13	2/23/1959 vs. Harvard (L, 0-13)
	-13	12/16/1959 at Yale (L, 0-13)
10.	-12	1/6/1945 at Army (L, 1-13)
	-12	2/19/1947 at Colgate (L, 3-15)
	-12	12/19/1957 vs. Princeton (L, 1-13)
	-12	2/14/1959 at Dartmouth (L, 2-14)
	-12	1/23/1960 vs. Dartmouth (L, 0-12)

POWER-PLAY GOALS, GAME

1.	7	11/18/1977 vs. York (W, 10-3)
2.	6	1/4/1973 vs. Loyola (W, 13-5)
	6	11/21/1975 vs. Waterloo (W, 9-1)
	6	1/19/1980 vs. Yale (W, 9-4)
	6	2/4/2023 vs. Union (W, 10-1)
6.	5	9 times, Last: 2/8/2003 vs. Vermont (W, 8-1)

POWER-PLAY GOALS, PERIOD

1.	5	2/4/2023 vs. Union — 1st period (W, 10-1)
2.	4	1/2/1971 vs. Guelph — 2nd period (W, 7-2)
	4	11/18/1977 vs. York — 2nd period (W, 10-3)
	4	1/26/1980 vs. Maine — 3rd period (W, 6-2)
	4	2/8/2003 vs. Vermont — 2nd period (W, 8-1)
6.	3	23 times, Most recent: 11/7/2015 vs. Quinnipiac — 1st period (OTL, 4-5)

SHORT-HANDED GOALS, GAME

1.	4	12/18/1961 vs. Ohio (W, 9-0)
2.	3	1/13/1965 vs. Hamilton (W, 19-0)
3.	2	25 times, Last: 1/13/2012 at Quinnipiac (W, 3-2)

SHORT-HANDED GOALS, PERIOD

1.	3	12/18/1961 vs. Ohio — 2nd period (W, 9-0)
	3	1/13/1965 vs. Hamilton — 3rd period (W, 19-0)
3.	2	1/19/1967 vs. Colgate — 3rd period (W, 10-2)
	2	12/28/1976 vs. Princeton — 3rd period (W, 8-5)
	2	2/11/1978 at Dartmouth — 2nd period (W, 7-1)
	2	2/7/1986 at St. Lawrence — 3rd period (W, 7-4)
	2	12/29/1986 at Wisconsin — 3rd period (L, 5-7)
	2	2/20/1988 vs. Yale — 3rd period (W, 7-4)
	2	1/15/1995 vs. Army — 2nd period (W, 8-2)
	2	1/13/2012 at Quinnipiac — 3rd period (W, 3-2)

FASTEST GOAL, GAME START

1.	0:06	Bob Murray (2/11/1974 vs. Yale)
2.	0:08	Robert Spitzmiller (2/12/1930 vs. St. Lawrence)
	0:08	Pete Marcov (12/13/1983 at Princeton)
	0:08	Doug Derraugh (11/10/1990 vs. Princeton)
	0:08	Dalton Bancroft (11/8/2024 vs. Yale)
6.	0:09	Brian McCutcheon (1/3/1970 vs. Colgate)
7.	0:12	Tyler McManus (12/5/1992 at Harvard)
8.	0:13	Roger Eastman (12/14/1957 vs. Lehigh)
9.	0:14	Doug Ferguson (3/8/1966 vs. Boston College)
10.	0:15	Murray Stephen (1/16/1965 at Harvard)

FASTEST TWO GOALS

1.	0:05	3/5/1960 vs. Colgate (W, 5-2)
	0:05	2/14/2020 vs. Union (W, 5-2)
3.	0:06	3/9/1971 vs. Providence (W, 6-3)
	0:06	1/24/2025 vs. Harvard (W, 4-1)
5.	0:07	2/10/1965 at Hamilton (W, 14-0)
6.	0:08	1/27/1968 at Yale (W, 19-1)
	0:08	12/1/1978 vs. Brown (L, 5-7)
	0:08	3/8/1985 vs. Yale (W, 9-2)
	0:08	11/17/2017 vs. St. Lawrence (W, 6-1)
10.	0:09	Nine times, Last: 2/7/1986 at St. Lawrence (W, 7-4)

FASTEST TWO GOALS, GAME START

1.	0:36	11/23/1968 vs. Guelph (W, 13-0)
2.	1:11	3/2/1991 vs. Colgate (W, 8-1)
3.	1:14	11/26/2022 vs. UConn (W, 6-0)
4.	1:20	11/21/1964 vs. Waterloo (W, 5-4)
5.	1:23	1/24/2025 vs. Harvard (W, 4-1)
6.	1:40	12/14/1957 vs. Lehigh (W, 16-3)
7.	1:44	1/17/1987 vs. Brown (OTL, 4-5)
8.	1:53	3/5/1960 vs. Colgate (W, 5-2)
9.	1:54	2/7/1986 at St. Lawrence (W, 7-4)
10.	1:55	3/14/1969 vs. Michigan Tech (OTW, 4-3)

FASTEST THREE GOALS

1.	0:23	2/4/2023 vs. Union (W, 10-1) — <i>all PPG</i>
2.	0:24	2/28/1976 vs. Princeton (W, 8-2)
3.	0:29	1/13/1965 vs. Hamilton (W, 19-0) — <i>all SHG</i>
4.	0:32	1/20/1968 at Penn (W, 18-1)
5.	0:38	1/24/1969 at Penn (W, 10-3)
6.	0:40	3/4/1961 vs. Penn (W, 13-1)
7.	0:43	2/4/2023 vs. Union (W, 10-1)
8.	0:45	12/14/1957 vs. Lehigh (W, 16-3)
9.	0:51	3/10/1979 vs. Boston University (W, 7-4)
10.	0:52	1/9/1965 vs. Princeton (W, 7-3)

FASTEST THREE GOALS, GAME START

1.	2:29	2/28/1976 vs. Princeton (W, 8-2)
2.	3:28	11/23/1968 vs. Guelph (W, 13-0)
3.	3:47	3/2/1991 vs. Colgate (W, 8-1)
4.	3:52	11/24/1966 vs. McMaster (W, 14-2)
5.	4:30	2/22/1975 at Princeton (W, 9-5)
6.	4:33	12/5/1978 vs. St. Lawrence (W, 8-0)
7.	4:34	1/27/1968 at Yale (W, 19-1)
8.	5:03	12/18/1967 at Harvard (W, 9-0)
9.	5:09	1/13/1940 at St. Lawrence (W, 5-3)
10.	5:21	3/14/1969 vs. Michigan Tech (OTW, 4-3)

FASTEST FOUR GOALS

1.	0:54	2/4/2023 vs. Union (W, 10-1) — <i>first 3G were PPG</i>
2.	1:34	3/4/1961 vs. Penn (W, 13-1)
3.	1:35	1/21/1978 vs. Yale (W, 13-1)
4.	1:37	2/28/1976 vs. Princeton (W, 8-2)
5.	1:39	3/4/1961 vs. Penn (W, 13-1)
6.	1:43	11/25/1975 vs. uOttawa (W, 15-2)
7.	1:48	1/20/1968 at Penn (W, 18-1)
8.	2:01	11/25/1975 vs. uOttawa (W, 15-2)
9.	2:05	11/25/1975 vs. uOttawa (W, 15-2)
10.	2:06	12/3/1977 at Brown (L, 6-7)

FASTEST FIVE GOALS

1.	2:01	3/4/1961 vs. Penn (W, 13-1)
2.	2:29	11/25/1975 vs. uOttawa (W, 15-2)
3.	2:35	11/25/1975 vs. uOttawa (W, 15-2)
4.	3:04	1/21/1978 vs. Yale (W, 13-1)
5.	3:34	11/25/1975 vs. uOttawa (W, 15-2)
6.	3:35	2/4/2023 vs. Union (W, 10-1) — <i>first 4G were PPG</i>
7.	3:39	3/4/1961 vs. Penn (W, 13-1)
8.	3:42	1/27/1968 at Yale (W, 19-1)
9.	3:46	1/21/1978 at Yale (W, 19-1)
10.	3:56	1/27/1968 vs. Yale (W, 13-1)

MOST SAVES BY TEAM, GAME

1.	61	2/23/1959 vs. Harvard (L, 0-13) <i>John Detwiler (61 saves)</i>
	61	3/6/1982 at Yale (L, 2-5) <i>Brian Hayward (61 saves)</i>
3.	60	12/17/1958 vs. Yale (L, 1-12) <i>Pete Wheelwright (29 saves); John Detwiler (31 saves)</i>
	60	12/20/1962 vs. Clarkson (L, 3-8) <i>Laing Kennedy (60 saves)</i>
	60	1/3/1986 at British Columbia (W, 5-2) <i>Doug Dadswell (60 saves)</i>
	60	3/17/2013 at Quinnipiac (L, 2-3 — 2OT) <i>Andy Iles (60 saves)</i>
7.	59	3/26/2006 vs. Wisconsin (L, 0-1 — 3OT) <i>David McKee (59 saves)</i>
8.	58	1/10/1959 at Harvard (L, 0-18) <i>John Detwiler (58 saves)</i>
9.	57	3/14/1986 vs. Yale (W, 3-2 — 2OT) <i>Doug Dadswell (57 saves)</i>
	57	2/4/1961 at Harvard (L, 1-2) <i>Laing Kennedy (57 saves)</i>

POINTS IN SEASON, PLAYER

1.	83	Lance Nethery	1977-78
2.	78	Lance Nethery	1976-77
3.	74	Brian Cornell	1968-69
4.	71	Doug Ferguson	1965-66
5.	69	Carlo Ugolini	1972-73
6.	68	James Vaughan	1975-76
7.	66	Doug Derraugh	1990-91
8.	65	Lance Nethery	1978-79
9.	63	Larry Fullan	1971-72
	63	Doug Marrett	1972-73
	63	David Peace	1974-75

GOALS SCORED IN SEASON, PLAYER

1.	37	Doug Ferguson	1965-66
2.	34	Doug Marrett	1972-73
3.	32	Lance Nethery	1976-77
4.	31	James Vaughan	1975-76
	31	Brock Tredway	1978-79
6.	30	Doug Derraugh	1990-91
7.	29	Brian Cornell	1967-68
	29	Mark Trivett	1976-77
	29	Roy Kerling	1977-78
	29	Brock Tredway	1980-81

ASSISTS IN SEASON, PLAYER

1.	60	Lance Nethery	1977-78
2.	52	Brian Cornell	1968-69
3.	47	Lance Nethery	1978-79
4.	46	Lance Nethery	1976-77
5.	44	Carlo Ugolini	1972-73
6.	43	Larry Fullan	1971-72
7.	41	Brian Campbell	1974-75
8.	40	Peter Tufford	1968-69
9.	39	Michael Doran	1965-66
	39	Steve Bajinski	1974-75

SAVES IN SEASON, PLAYER

1.	967	Doug Dadswell	1985-86
2.	906	Mitch Gillam	2015-16
3.	898	Andy Iles	2012-13
4.	894	Ben Scrivens	2009-10
5.	883	Ben Scrivens	2007-08
6.	870	Andy Iles	2011-12
7.	857	Doug Dadswell	1984-85
8.	856	Jason Elliott	1997-98
9.	843	Mitch Gillam	2016-17
10.	836	Dave Elenbaas	1972-73

GOALS-AGAINST AVERAGE, SEASON

1.	1.20	Dave LeNeveu	2002-03
2.	1.24	David McKee	2004-05
3.	1.48	Ken Dryden	1966-67
4.	1.51	Matthew Galajda	2017-18
5.	1.52	Ken Dryden	1967-68
6.	1.56	Matthew Galajda	2019-20
7.	1.69	Ian Shane	2023-24
8.	1.72	Ian Shane	2022-23
9.	1.74	Ben Scrivens	2008-09
10.	1.81	Ken Dryden	1968-69

SHUTOUTS, SEASON

1.	10	David McKee	2004-05
2.	9	Dave LeNeveu	2002-03
3.	9	Matthew Galajda	2017-18
4.	7	Ben Scrivens	2008-09
5.	7	Ben Scrivens	2009-10
6.	7	Mitch Gillam	2015-16
7.	6	Ken Dryden	1967-68
8.	6	Andy Iles	2011-12
9.	5	Five times, Last: Ian Shane (2022-23)	

POINTS IN SEASON, TEAM

1.	530	1976-77	# of players with points:	20
2.	522	1977-78	# of players with points:	22
3.	502	1968-69	# of players with points:	18
4.	480	1967-68	# of players with points:	18
	474	1975-76	# of players with points:	26
6.	465	1971-72	# of players with points:	19
	465	1969-70	# of players with points:	17
8.	433	1978-79	# of players with points:	23
9.	430	1972-73	# of players with points:	19
10.	427	1974-75	# of players with points:	20

GOALS SCORED IN SEASON, TEAM

1.	204	1976-77	# of players with goals:	20
2.	195	1977-78	# of players with goals:	21
3.	190	1968-69	# of players with goals:	16
4.	187	1967-68	# of players with goals:	17
5.	179	1969-70	# of players with goals:	17
6.	176	1971-72	# of players with goals:	16
7.	174	1975-76	# of players with goals:	18
8.	166	1978-79	# of players with goals:	20
9.	164	1966-67	# of players with goals:	14
10.	159	1970-71	# of players with goals:	19

ASSISTS IN SEASON, TEAM

1.	327	1977-78	# of players with assists:	20
	326	1976-77	# of players with assists:	20
3.	312	1968-69	# of players with assists:	18
4.	300	1975-76	# of players with assists:	25
5.	293	1967-68	# of players with assists:	18
6.	289	1971-72	# of players with assists:	19
	286	1969-70	# of players with assists:	17
8.	274	1972-73	# of players with assists:	18
	270	1974-75	# of players with assists:	20
	267	1978-79	# of players with assists:	22

SAVES IN SEASON, TEAM

1.	1030	1985-86	Games: 32	SV/game: 32.19
2.	1026	1980-81	Games: 31	SV/game: 33.10
3.	1004	1997-98	Games: 33	SV/game: 30.42
4.	978	1996-97	Games: 35	SV/game: 27.94
5.	951	1979-80	Games: 31	SV/game: 30.68
6.	949	2010-11	Games: 34	SV/game: 27.91
7.	948	2007-08	Games: 36	SV/game: 26.33
8.	938	1993-94	Games: 30	SV/game: 31.27
9.	936	2015-16	Games: 34	SV/game: 27.53
10.	931	1984-85	Games: 30	SV/game: 31.03

GOALS-AGAINST AVERAGE, SEASON

1.	1.237	2004-05	GA: 44	Minutes: 2134:19
2.	1.262	2002-03	GA: 46	Minutes: 2187:32
3.	1.483	1967-68	GA: 43	Minutes: 1740:00
4.	1.516	2017-18	GA: 50	Minutes: 1978:38
5.	1.542	2019-20	GA: 45	Minutes: 1750:43
6.	1.586	1966-67	GA: 46	Minutes: 1740:00
7.	1.681	2001-02	GA: 61	Minutes: 2176:41
8.	1.798	2023-24	GA: 64	Minutes: 2135:41
9.	1.822	2003-04	GA: 59	Minutes: 1942:47
10.	1.844	2009-10	GA: 63	Minutes: 2049:53

SHUTOUTS, SEASON

1.	10	2004-05
	10	2017-18
3.	9	2002-03
4.	7	2008-09
	7	2009-10
	7	2015-16
	6	1967-68
8.	6	2011-12
9.	5	Eight times, Last: 2022-23

CAREER POINTS

1.	271	Lance Nethery	1975-79
2.	207	Brock Tredway	1977-81
3.	200	Roy Kerling	1977-78, 1979-82
4.	187	Doug Ferguson	1964-67
5.	177	Duanne Moeser	1982-86
6.	165	Larry Fullan	1969-72
7.	160	Peter Tufford	1966-69
8.	159	Gary Cullen	1981-85
9.	154	James Vaughan	1974-77
10.	153	Doug Derraugh	1987-91

CAREER GOALS SCORED

1.	113	Brock Tredway	1977-81
2.	93	Roy Kerling	1977-78, 1979-82
3.	91	Doug Ferguson	1964-67
	91	Lance Nethery	1975-79
5.	81	Duanne Moeser	1982-86
6.	73	Joe Nieuwendyk	1984-87
7.	71	James Vaughan	1974-77
	71	Matt Moulson	2002-06
9.	68	John Hughes	1967-70
	68	Peter Tufford	1966-69
	68	Trent Andison	1987-91

CAREER ASSISTS

1.	180	Lance Nethery	1975-79
2.	108	Larry Fullan	1969-72
3.	107	Roy Kerling	1977-78, 1979-82
4.	105	Gary Cullen	1981-85
5.	96	Doug Ferguson	1964-67
	96	Duanne Moeser	1982-86
7.	95	Brian Cornell	1966-69
8.	94	Brock Tredway	1977-81
9.	93	Kyle Knopp	1995-99
10.	92	Brian Campbell	1973-76
	92	Peter Tufford	1966-69

CAREER SAVES

1.	2,988	Andy Iles	2010-14
2.	2,824	Ben Scrivens	2006-10
3.	2,462	Jason Elliott	1994-98
4.	2,403	Mitch Gillam	2013-17
5.	2,345	Ian Shane	2021-25
6.	2,228	Corrie D'Alessio	1987-91
7.	2,225	Brian Hayward	1978-82
8.	2,208	David McKee	2003-06
9.	2,143	Darren Eliot	1979-83
10.	2,052	Matt Underhill	1998-02

CAREER GOALS-AGAINST AVERAGE

1.	1.291	Dave LeNeveu	2001-03
2.	1.593	Ken Dryden	1966-69
3.	1.639	Matthew Galajda	2017-20
4.	1.715	David McKee	2003-06
5.	1.853	Ian Shane	2021-25
6.	1.932	Ben Scrivens	2006-10
7.	2.102	Brian Cropper	1968-71
8.	2.152	Mitch Gillam	2013-17
9.	2.261	Andy Iles	2010-14
10.	2.319	Matt Underhill	1998-02

CAREER SHUTOUTS

1.	19	Matthew Galajda	2017-20
	19	Ben Scrivens	2006-10
3.	18	David McKee	2003-06
4.	14	Ian Shane	2021-25
5.	13	Ken Dryden	1966-69
6.	11	Dave LeNeveu	2001-03
	11	Mitch Gillam	2013-17
8.	10	Laing Kennedy	1960-63
9.	9	Andy Iles	2010-14
10.	7	Brian Cropper	1968-71
	7	Errol McKibbin	1963-66

2025-26 OVERALL STATISTICS

Overall **9-4-0** Home **6-0-0** Away **3-3-0** Neutral **0-1-0** ECAC Hockey **6-2-0**

#	PLAYER	GP	G	A	PTS	SH	SH%	+/-	PN-MIN	MIN	MAJ	OTH	PPG	SHG	FG	GWG	GTG	OTG	HT	PN	UA	BLK	SHOOTOUTS		
																							G	ATT	PCT
14	Ryan Walsh	13	3	11	14	26	.115	+4	3-6	3	0	0	1	0	1	0	0	0	0	0	0	7	0	0	—
38	Jonathan Castagna	13	7	6	13	36	.194	+9	2-4	2	0	0	2	2	0	1	0	0	0	0	1	4	0	0	—
9	Charlie Major	11	4	7	11	38	.105	E	1-2	1	0	0	2	0	0	3	0	0	0	0	0	11	0	0	—
12	Caton Ryan	13	4	7	11	27	.148	+8	2-4	2	0	0	1	0	1	0	0	0	0	0	0	1	0	0	—
4	Xavier Veilleux	13	3	6	9	28	.107	-1	1-2	1	0	0	3	0	0	0	0	0	0	0	0	8	0	0	—
18	Giovanni DiGiulian	13	5	3	8	15	.333	+5	6-12	6	0	0	1	0	1	2	0	0	0	0	0	5	0	0	—
17	Aiden Long	13	3	5	8	25	.120	+9	6-12	6	0	0	0	0	0	0	0	0	0	0	0	10	0	0	—
6	George Fegaras	13	1	6	7	34	.029	+6	10-20	10	0	0	0	0	1	0	0	0	0	0	0	0	0	0	—
21	Reegan Hiscock	13	5	0	5	16	.313	-1	2-4	2	0	0	0	0	1	1	0	0	0	0	0	13	0	0	—
22	Chase Pirtle	7	1	4	5	6	.167	+2	0-0	0	0	0	0	0	0	0	0	0	0	0	0	2	0	0	—
10	Jake Kraft	13	2	2	4	21	.095	+2	3-6	3	0	0	1	0	1	0	0	0	0	0	0	2	0	0	—
3	Jack O'Brien	13	0	4	4	10	.000	+10	1-2	1	0	0	0	0	0	0	0	0	0	0	0	1	0	0	—
27	Luke Ashton	13	0	4	4	19	.000	+7	1-2	1	0	0	0	0	0	0	0	0	0	0	0	4	0	0	—
8	Luke Devlin	13	2	1	3	19	.105	+2	3-6	3	0	0	0	0	0	1	0	0	0	0	0	3	0	0	—
28	Nick DeSantis	13	2	1	3	11	.182	+7	2-4	2	0	0	0	0	1	1	0	0	0	0	0	4	0	0	—
5	Hoyt Stanley	13	0	3	3	19	.000	-3	3-6	3	0	0	0	0	0	0	0	0	0	0	0	6	0	0	—
16	Michael Fisher	13	0	3	3	12	.000	+9	2-4	2	0	0	0	0	0	0	0	0	0	0	0	10	0	0	—
19	Connor Arseneault	8	0	2	2	4	.000	+2	2-4	2	0	0	0	0	0	0	0	0	0	0	0	9	0	0	—
15	Tyler Catalano	13	1	0	1	6	.167	-1	1-2	1	0	0	0	0	0	0	0	0	0	0	0	1	0	0	—
2	Hudson Gorski	1	0	0	0	0	.000	+2	0-0	0	0	0	0	0	0	0	0	0	0	0	1	3	0	0	—
7	Luke McCrady	1	0	0	0	0	.000	E	1-2	1	0	0	0	0	0	0	0	0	0	0	0	0	0	0	—
23	Winter Wallace	9	0	0	0	7	.000	-2	1-2	1	0	0	0	0	0	0	0	0	0	0	0	0	0	0	—
24	Nicholas Wolfenberg	1	0	0	0	0	.000	+1	0-0	0	0	0	0	0	0	0	0	0	0	0	0	1	0	0	—
26	Donovan Hamilton	1	0	0	0	0	.000	E	0-0	0	0	0	0	0	0	0	0	0	0	0	0	0	0	0	—
30	Alexis Cournoyer	10	0	0	0	0	.000	E	0-0	0	0	0	0	0	0	0	0	0	0	0	0	0	0	0	—
33	Remington Keopple	3	0	0	0	0	.000	E	0-0	0	0	0	0	0	0	0	0	0	0	0	0	0	0	0	—
TEAM									0-0																
TOTALS		13	43	75	118	379	.113	+77	53-106	53	0	0	11	2	7	9	0	0	0	0	2	128	0	0	—
OPPONENTS		13	25	36	61	318	.079	-81	50-100	50	0	0	9	0	5	4	0	0	0	0	4	147	0	0	—

#	PLAYER	GP-GS	MIN	GA	GAA	SV	SV%	W	L	T	SHO	PPG	SHG	ENG
30	Alexis Cournoyer	10-10	591:37	19	1.93	236	.925	7	3	0	0	4	0	0
33	Remington Keopple	3-3	177:39	6	2.03	57	.905	2	1	0	0	5	0	0
EMPTY NET			10:44	0	—	—	—	—	—	—	—	0	0	0
TOTALS		13	780:00	25	1.92	293	.921	9	4	0	0	9	0	0
OPPONENTS		13	780:00	43	3.38	336	.884	4	9	0	0	11	2	1

FACEOFFS

#	PLAYER	W	L	PCT
23	Winter Wallace	2	1	.667
38	Jonathan Castagna	156	86	.645
15	Tyler Catalano	60	42	.588
10	Jake Kraft	4	3	.571
14	Ryan Walsh	144	116	.554
22	Chase Pirtle	1	1	.500
18	Gio DiGiulian	73	80	.465
9	Charlie Major	7	9	.438
19	Connor Arseneault	3	5	.375
28	Nick DeSantis	2	4	.333
17	Aiden Long	3	12	.200
12	Caton Ryan	0	3	.000
TOTALS		455	362	.557
OPPONENTS		362	455	.443

POWER-PLAY SCORING

#	PLAYER	G	A	PTS	SH	SH%
4	Xavier Veilleux	3	3	6	11	.273
14	Ryan Walsh	1	5	6	4	.250
38	Jonathan Castagna	2	3	5	11	.182
9	Charlie Major	2	3	5	7	.286
6	George Fegaras	0	3	3	5	.000
12	Caton Ryan	1	1	2	4	.250
18	Gio DiGiulian	1	1	2	2	.500
22	Chase Pirtle	0	2	2	0	.000
10	Jake Kraft	1	0	1	1	1.000
5	Hoyt Stanley	0	1	1	1	.000

SHORT-HANDED SCORING

#	PLAYER	G	A	PTS	SH	SH%
38	Jonathan Castagna	2	0	2	4	.500
17	Aiden Long	0	1	1	0	.000
27	Luke Ashton	0	1	1	0	.000

PERIOD-BY-PERIOD STATS

GOALS	1ST	2ND	3RD	OT	TOTAL
Cornell	14	14	15	0	43
Opponents	11	7	7	0	25
Difference	+3	+7	+8	0	+18
SHOTS	1ST	2ND	3RD	OT	TOTAL
Cornell	131	127	121	0	379
Opponents	98	103	117	0	318
Difference	+33	+24	+4	0	+61
SAVES	1ST	2ND	3RD	OT	TOTAL
Cornell	87	96	110	0	293
Opponents	117	113	106	0	336
Difference	-30	-17	+4	0	-43

2025-26 ECAC HOCKEY STATISTICS

Overall9-4-0

Home6-0-0

Away3-3-0

Neutral0-1-0

ECAC Hockey6-2-0

#	PLAYER	GP	G	A	PTS	SH	SH%	+/-	PN-MIN	MIN	MAJ	OTH	PPG	SHG	FG	GWG	GTG	OTG	HT	PN	UA	BLK	SHOOTOUTS		
																							G	ATT	PCT
38	Jonathan Castagna	8	6	4	10	26	.231	+4	1-2	1	0	0	2	2	0	0	0	0	0	0	0	8	0	0	—
14	Ryan Walsh	8	3	6	9	17	.176	+3	2-4	2	0	0	1	0	1	0	0	0	0	0	0	4	0	0	—
9	Charlie Major	6	3	5	8	16	.188	+1	0-0	0	0	0	1	0	0	2	0	0	0	0	1	2	0	0	—
12	Caton Ryan	8	4	3	7	13	.308	+5	2-4	2	0	0	1	0	1	0	0	0	0	0	0	1	0	0	—
4	Xavier Veilleux	8	1	5	6	17	.059	+1	1-2	1	0	0	1	0	0	0	0	0	0	0	0	4	0	0	—
6	George Fegasas	8	0	5	5	15	.000	+7	6-12	6	0	0	0	0	0	0	0	0	0	0	0	7	0	0	—
22	Chase Pirtle	4	1	3	4	3	.333	+3	0-0	0	0	0	0	0	0	0	0	0	0	0	0	0	0	0	—
17	Aiden Long	8	0	4	4	14	.000	+6	5-10	5	0	0	0	0	0	0	0	0	0	0	0	1	0	0	—
10	Jake Kraft	8	2	1	3	16	.125	+2	2-4	2	0	0	1	0	1	0	0	0	0	0	0	2	0	0	—
18	Giovanni DiGiulian	8	2	1	3	8	.250	+4	6-12	6	0	0	0	0	0	2	0	0	0	0	0	4	0	0	—
28	Nick DeSantis	8	2	1	3	9	.222	+5	2-4	2	0	0	0	0	1	1	0	0	0	0	0	3	0	0	—
3	Jack O'Brien	8	0	3	3	7	.000	+4	1-2	1	0	0	0	0	0	0	0	0	0	0	0	9	0	0	—
27	Luke Ashton	8	0	3	3	13	.000	+6	1-2	1	0	0	0	0	0	0	0	0	0	0	0	8	0	0	—
8	Luke Devlin	8	2	0	2	9	.222	0	2-4	2	0	0	0	0	0	1	0	0	0	0	0	4	0	0	—
21	Reegan Hiscock	8	2	0	2	10	.200	0	2-4	2	0	0	0	0	0	0	0	0	0	0	0	1	0	0	—
5	Hoyt Stanley	8	0	2	2	11	.000	0	2-4	2	0	0	0	0	0	0	0	0	0	0	0	8	0	0	—
16	Michael Fisher	8	0	2	2	9	.000	+3	1-2	1	0	0	0	0	0	0	0	0	0	0	0	5	0	0	—
19	Connor Arseneault	5	0	2	2	0	.000	+2	1-2	1	0	0	0	0	0	0	0	0	0	0	0	1	0	0	—
15	Tyler Catalano	8	1	0	1	6	.167	+1	0-0	0	0	0	0	0	0	0	0	0	0	0	1	1	0	0	—
2	Hudson Gorski	1	0	0	0	0	.000	+2	0-0	0	0	0	0	0	0	0	0	0	0	0	0	0	0	0	—
23	Winter Wallace	7	0	0	0	7	.000	-2	1-2	1	0	0	0	0	0	0	0	0	0	0	0	0	0	0	—
24	Nicholas Wolfenberg	1	0	0	0	0	.000	+1	0-0	0	0	0	0	0	0	0	0	0	0	0	0	1	0	0	—
30	Alexis Cournoyer	7	0	0	0	0	.000	0	0-0	0	0	0	0	0	0	0	0	0	0	0	0	0	0	0	—
33	Remington Keopple	1	0	0	0	0	.000	0	0-0	0	0	0	0	0	0	0	0	0	0	0	0	0	0	0	—
TEAM									0-0																
TOTALS		8	29	50	79	226	.128	+58	38-76	38	0	0	7	2	4	6	0	0	0	0	2	74	0	0	.000
OPPONENTS		8	14	19	33	206	.068	-60	30-60	30	0	0	4	0	3	2	0	0	0	0	3	92	0	0	.000

#	PLAYER	GP-GS	MIN	GA	GAA	SV	SV%	W	L	T	SHO	PPG	SHG	ENG
30	Alexis Cournoyer	7-7	414:07	12	1.74	174	.935	5	2	0	0	2	0	0
33	Remington Keopple	1-1	59:07	2	2.03	18	.900	1	0	0	0	2	0	0
EMPTY NET			6:46	0	—	—	—	—	—	—	—	0	0	0
TOTALS		8	480:00	14	1.75	192	.932	6	2	0	0	4	0	0
OPPONENTS		8	480:00	29	3.63	197	.872	2	6	0	0	7	2	0

FACEOFFS

#	PLAYER	W	L	PCT
9	Charlie Major	3	1	.750
23	Winter Wallace	2	1	.667
38	Jonathan Castagna	93	51	.646
14	Ryan Walsh	93	71	.567
15	Tyler Catalano	39	34	.534
10	Jake Kraft	3	3	.500
18	Gio DiGiulian	45	56	.446
19	Connor Arseneault	2	3	.400
28	Nick DeSantis	1	2	.333
17	Aiden Long	1	4	.200
12	Caton Ryan	0	1	.000
TOTALS		282	227	.554
OPPONENTS		227	282	.446

POWER-PLAY SCORING

#	PLAYER	G	A	PTS	SH	SH%
38	Jonathan Castagna	2	2	4	8	.250
4	Xavier Veilleux	1	3	4	5	.200
14	Ryan Walsh	1	2	3	2	.500
9	Charlie Major	1	2	3	1	1.000
6	George Fegasas	0	2	2	3	.000
10	Jake Kraft	1	0	1	1	1.000
12	Caton Ryan	1	0	1	1	1.000
5	Hoyt Stanley	0	1	1	1	.000
18	Gio DiGiulian	0	1	1	0	.000
22	Chase Pirtle	0	1	1	0	.000

SHORT-HANDED SCORING

#	PLAYER	G	A	PTS	SH	SH%
38	Jonathan Castagna	2	0	2	4	.500
17	Aiden Long	0	1	1	0	.000
27	Luke Ashton	0	1	1	0	.000

PERIOD-BY-PERIOD STATS

GOALS	1ST	2ND	3RD	OT	TOTAL
Cornell	7	12	10	0	29
Opponents	5	4	5	0	14
Difference	+2	+8	+5	0	+15
SHOTS	1ST	2ND	3RD	OT	TOTAL
Cornell	78	77	71	0	226
Opponents	59	66	81	0	206
Difference	+19	+11	-10	0	+20
SAVES	1ST	2ND	3RD	OT	TOTAL
Cornell	54	62	76	0	192
Opponents	71	65	61	0	197
Difference	-17	-3	+15	0	-5

2025-26 GAME-BY-GAME SUMMARY

* - Shootout Win, ** - Shootout Loss, + - Sellout												
DATE	OPPONENT	W-L-T	OVERALL RECORD	ECAC RECORD	GF-GA	SCORERS	W GOAL	PP	PK	SF-SA	W-L Gltdr.	Att.
10/31	at UMass	L	0-1-0	0-0-0	1-2	18	11	0-3	0-2	28-16	30 / 33	3081
11/1	at UMass	W	1-1-0	0-0-0	3-1	18, 9p, 4p	9	2-4	1-1	28-34	30 / 30	3619
11/7	at Harvard	W	2-1-0	1-0-0	3-1	38, 18, 38s	18	0-4	4-4	34-31	30 / 31	3095+
11/8	at Dartmouth	L	2-2-0	1-1-0	1-2	21	12	0-4	3-4	24-26	70 / 30	2523
11/14	Brown	W	3-2-0	2-1-0	4-1	12p, 18, 12, 14	18	1-3	4-4	28-25	30 / 35	4267+
11/15	Yale	W	4-2-0	3-1-0	5-2	14p, 21, 28, 14, 12	28	1-2	3-3	26-29	30 / 1	4267+
11/21	Union	W	5-2-0	4-1-0	2-1	4p, 9	9	1-2	2-3	23-19	30 / 31	3230
11/22	RPI	W	6-2-0	5-1-0	6-1	10, 8, 8, 38p, 9, 38s	8	1-2	3-3	28-24	30 / 30	3760
11/29	vs. Boston Univ.	L	6-3-0	5-1-0	1-2	21	34	0-4	2-3	29-17	40 / 30	17478
12/5	at Clarkson	L	6-4-0	5-2-0	1-4	38p	10	1-3	6-6	33-29	30 / 30	2285
12/6	at St. Lawrence	W	7-4-0	6-2-0	7-2	28, 15, 9p, 38, 12, 22, 10p	9	2-4	3-5	33-20	33 / 31	734
1/2	Omaha	W	8-4-0	6-2-0	6-4	6, 4p, 17, 18, 21, 17	21	2-5	1-2	43-18	30 / 73	1982
1/3	Omaha	W	9-4-0	6-2-0	3-2	21, 17, 38	38	0-2	4-5	25-27	33 / 73	1948
1/9	Alaska											
1/10	Alaska											
1/16	Princeton											
1/17	Quinnipiac											
1/23	Dartmouth											
1/24	Harvard											
1/30	at Yale											
1/31	at Brown											
2/6	at Colgate											
2/7	Colgate											
2/13	at RPI											
2/14	at Union											
2/20	at Quinnipiac											
2/21	at Princeton											
2/27	St. Lawrence											
2/28	Clarkson											

2025-26 PERIOD-BY-PERIOD COMPARISONS

DATE		OPPONENT		GOALS																SHOTS															
				TOTAL			CU BY PERIOD				OPP BY PERIOD				+/- BY PERIOD				TOTAL			CU BY PERIOD				OPP BY PERIOD				+/- BY PERIOD					
				CU	OPP	+/-	1	2	3	OT	1	2	3	OT	1	2	3	OT	CU	OPP	+/-	1	2	3	OT	1	2	3	OT	1	2	3	OT		
10/31	at UMass	1	2	-1	1	0	0	—	1	0	1	—	0	0	-1	—	28	16	+12	6	11	11	—	4	7	5	—	+2	+4	+6	—				
11/1	at UMass	3	1	+2	1	1	1	—	1	0	0	—	0	+1	+1	—	28	34	-6	8	10	10	—	16	9	9	—	-8	+1	+1	—				
11/7	at Harvard	3	1	+2	1	0	2	—	1	0	0	—	0	0	+2	—	34	31	+3	12	11	11	—	2	17	12	—	+10	-6	-1	—				
11/8	at Dartmouth	1	2	-1	0	1	0	—	1	1	0	—	-1	0	0	—	24	26	-2	7	6	11	—	6	11	9	—	+1	-5	+2	—				
11/14	Brown	4	1	+3	1	1	2	—	0	0	1	—	+1	+1	+1	—	25	28	-3	8	8	9	—	7	7	14	—	+1	+1	-5	—				
11/15	Yale	5	2	+3	0	4	1	—	0	1	1	—	0	+3	0	—	26	29	-3	9	10	7	—	10	5	14	—	-1	+5	-7	—				
11/21	Union	2	1	+1	1	1	0	—	1	0	0	—	0	+1	0	—	23	19	+4	9	7	7	—	10	4	5	—	-1	+3	+2	—				
11/22	RPI	6	1	+5	2	2	2	—	1	0	0	—	+1	+2	+2	—	28	24	+4	7	14	7	—	11	3	10	—	-4	+11	-3	—				
11/29	vs. Boston Univ.	1	2	-1	0	1	0	—	1	0	1	—	-1	+1	-1	—	29	17	+12	11	12	6	—	6	6	5	—	+5	+6	+1	—				
12/5	at Clarkson	1	4	-3	1	0	0	—	1	0	3	—	0	0	-3	—	33	29	+4	8	14	11	—	9	8	12	—	-1	+6	-1	—				
12/6	at St. Lawrence	7	2	+5	2	2	3	—	0	2	0	—	+2	0	+3	—	33	20	+13	18	7	8	—	4	11	5	—	+14	-4	+3	—				
1/2	Omaha	6	4	+2	3	0	3	—	2	2	0	—	+1	-2	+3	—	43	18	+25	14	10	19	—	7	6	5	—	+7	+4	+14	—				
1/3	Omaha	3	2	+1	2	0	1	—	1	1	0	—	+1	-1	+1	—	25	27	-2	14	7	4	—	6	9	12	—	+8	-2	-8	—				
1/9	Alaska																																		
1/10	Alaska																																		
1/16	Princeton																																		
1/17	Quinnipiac																																		
1/23	Dartmouth																																		
1/24	Harvard																																		
1/30	at Yale																																		
1/31	at Brown																																		
2/6	at Colgate																																		
2/7	Colgate																																		
2/13	at RPI																																		
2/14	at Union																																		
2/20	at Quinnipiac																																		
2/21	at Princeton																																		
2/27	St. Lawrence																																		
2/28	Clarkson																																		

2025-26 GAME-BY-GAME SCORING BREAKDOWN

Skaters: Goals-Assists (Game-Winning), Shots / (+/-) Goaltenders: Goals Allowed/Shots, Decision, Minutes Played

Date	Opponent	GORSKI # 2	O'BRIEN # 3	VEILLEUX # 4	STANLEY # 5	FEGARAS # 6	McCRADY # 7	DEVLIN # 8
10/31	at UMass	DND	0-1, 1/+1	0-0, 1/0	0-0, 1/0	0-0, 2/0	DND	0-0, 4/+1
11/1	at UMass	DND	0-0, 0/+1	1-0, 2/0	0-0, 1/-1	0-0, 3/-1	DND	0-1, 1/+1
11/7	at Harvard	DND	0-0, 0/+1	0-0, 2/0	0-1, 3/+1	0-0, 1/+1	DND	0-0, 2/0
11/8	at Dartmouth	DND	0-0, 0/0	0-0, 1/0	0-0, 3/0	0-1, 2/0	DND	0-0, 0/0
11/14	Brown	DND	0-0, 2/+1	0-1, 1/+1	0-0, 1/0	0-2, 1/+1	DND	0-0, 1/0
11/15	Yale	DND	0-1, 1/+1	0-0, 2/0	0-0, 2/0	0-1, 2/+1	DND	0-0, 0/0
11/21	Union	DND	0-0, 1/+1	1-0, 5/0	0-1, 0/0	0-0, 3/0	DND	0-0, 1/0
11/22	RPI	0-0, 0/+2	0-0, 0/0	0/1, 1/0	0-0, 1/0	0-1, 1/+3	DND	2-0 (W), 4/+3
11/29	vs. Boston U.	DND	0-0, 1/+1	0-0, 3/-1	0-0, 3/-1	0-0, 4/0	DND	0-0, 2/0
12/5	at Clarkson	DND	0-0, 0/-1	0-1, 4/-2	0-0, 1/-2	0-0, 4/-1	DND	0-0, 1/-3
12/6	at St. Lawrence	DND	0-2, 3/+1	0-2, 1/+2	0-0, 0/+1	0-0, 1/+2	DND	0-0, 0/0
1/2	Omaha	DND	0-0, 0/+1	1-1, 5/-2	0-0, 1/-2	1-1, 6/+1	DND	0-0, 2/-1
1/3	Omaha	DND	0-0, 1/+2	0-0, 0/+1	0-1, 2/+1	0-0, 4/-1	0-0, 0/0	0-0, 1/+1

Date	Opponent	MAJOR # 9	KRAFT # 10	DONALDSON # 11	RYAN # 12	MOSKO # 13	WALSH # 14	CATALANO # 15
10/31	at UMass	0-0, 4/0	0-0, 2/0	DND	0-0, 4/0	DND	0-0, 3/0	0-0, 0/0
11/1	at UMass	1-1 (W), 6/-1	0-0, 0/0	DND	0-1, 4/0	DND	0-2, 1/0	0-0, 0/0
11/7	at Harvard	0-1, 4/0	0-0, 2/0	DND	0-1, 2/+1	DND	0-0, 3/0	0-0, 1/0
11/8	at Dartmouth	0-0, 1/0	0-0, 2/-1	DND	0-0, 1/-1	DND	0-0, 1/-1	0-0, 0/+1
11/14	Brown	DND	0-0, 1/-1	DND	2-0, 4/+2	DND	1-0, 2/+1	0-0, 1/0
11/15	Yale	DND	0-1, 4/+1	DND	1-1, 1/+1	DND	2-0, 4/+1	0-0, 0/-1
11/21	Union	1-0 (W), 3/+1	0-0, 0/+1	DND	0-0, 0/0	DND	0-0, 0/+1	0-0, 1/0
11/22	RPI	1-2, 2/+3	1-0, 3/+2	DND	0-0, 0/0	DND	0-5, 4/+4	0-0, 1/-1
11/29	vs. Boston U.	0-1, 5/+1	0-0, 1/0	DND	0-0, 1/-1	DND	0-1, 1/+1	0-0, 0/0
12/5	at Clarkson	0-1, 3/-3	0-0, 2/0	DND	0-0, 3/-1	DND	0-0, 2/-3	0-0, 0/0
12/6	at St. Lawrence	1-1, 3/0	1-0, 2/0	DND	1-1, 2/+3	DND	0-1, 1/0	1-0, 2/+2
1/2	Omaha	0-0, 3/-1	0-0, 2/0	DND	0-1, 2/+2	DND	0-2, 3/0	0-0, 0/-1
1/3	Omaha	0-0, 4/0	0-1, 0/0	DND	0-2, 3/+2	DND	0-0, 1/0	0-0, 0/-1

Date	Opponent	FISHER # 16	LONG # 17	DiGIULIAN # 18	ARSENEAULT # 19	HISCOCK # 21	PIRTLE # 22	WALLACE # 23
10/31	at UMass	0-1, 1/+1	0-0, 0/0	1-0, 1/+1	DND	0-0, 0/0	0-0, 2/0	DND
11/1	at UMass	0-0, 2/+1	0-0, 2/-1	1-0, 1/0	0-0, 2/0	0-0, 0/0	DND	0-0, 0/0
11/7	at Harvard	0-0, 1/0	0-1, 1/+1	1-0 (W), 2/+1	DND	0-0, 0/0	0-0, 0/0	0-0, 1/0
11/8	at Dartmouth	0-0, 1/0	0-0, 4/0	0-0, 1/0	0-1, 0/+1	1-0, 1/+1	DND	0-0, 1/0
11/14	Brown	0-1, 1/+1	0-0, 0/+1	1-1 (W), 1/+2	0-0, 0/0	0-0, 2/-1	0-1, 1/+1	0-0, 1/0
11/15	Yale	0-1, 0/+1	0-1, 3/0	0-0, 1/+1	0-1, 0/+1	1-0, 2/+1	0-1, 0/0	0-0, 1/-1
11/21	Union	0-0, 3/+1	0-0, 1/0	0-0, 0/0	0-0, 0/0	0-0, 0/0	DND	0-0, 1/0
11/22	RPI	0-0, 0/0	0-1, 1/+1	0-0, 1/0	DND	0-0, 1/-1	DND	0-0, 2/-1
11/29	vs. Boston U.	0-0, 0/+1	0-0, 3/0	0-0, 1/-1	DND	1-0, 2/0	0-0, 0/0	0-0, 0/0
12/5	at Clarkson	0-0, 1/-1	0-0, 2/-1	0-0, 1/0	0-0, 0/0	0-0, 3/0	DND	0-0, 0/0
12/6	at St. Lawrence	0-0, 2/+1	0-1, 2/+4	0-0, 1/0	DND	0-0, 1/0	1-1, 2/+2	DND
1/2	Omaha	0-0, 0/+1	2-0, 4/+3	1-1, 2/0	0-0, 2/0	1-0 (W), 3/0	0-1, 1/-1	DND
1/3	Omaha	0-0, 0/+2	1-1, 2/+1	0-1, 2/+1	0-0, 0/0	1-0, 1/-1	DND	DND

Date	Opponent	WOLFENBERG # 24	HAMILTON # 26	ASHTON # 27	DeSANTIS # 28	MURRAY # 29	CASTAGNA # 38	COURNOYER # 30
10/31	at UMass	DND	0-0, 0/0	0-0, 0/0	0-0, 0/+1	DND	0-0, 2/0	DNP
11/1	at UMass	DND	DND	0-0, 2/0	0-0, 0/+1	DND	0-0, 1/0	1/34 W 59:40
11/7	at Harvard	DND	DND	0-1, 2/+1	0-0, 2/+1	DND	2-0, 5/+1	1/31 W 60:00
11/8	at Dartmouth	DND	DND	0-0, 1/0	0-0, 1/0	DND	0-0, 3/0	2/26 L 57:48
11/14	Brown	DND	DND	0-1, 2/0	0-0, 1/+2	DND	0-0, 2/-1	1/28 W 59:21
11/15	Yale	DND	DND	0-0, 2/+1	1-0 (W), 1/+1	DND	0-1, 0/+1	2/29 W 59:54
11/21	Union	DND	DND	0-0, 0/0	0-0, 2/0	DND	0-1, 2/0	1/19 W 60:00
11/22	RPI	DND	DND	0-1, 1/+3	0-0, 0/0	DND	2-0, 5/+1	1/24 W 60:00
11/29	vs. Boston U.	DND	DND	0-0, 1/0	0-0, 0/0	DND	0-0, 1/0	2/17 L 58:05
12/5	at Clarkson	DND	DND	0-0, 3/-1	0-0, 0/0	DND	1-0, 3/-1	4/29 L 57:04
12/6	at St. Lawrence	0-0, 0/+1	DND	0-0, 2/+2	1-1, 2/+1	DND	1-2, 6/+3	DNP
1/2	Omaha	DND	DND	0-1, 2/+2	0-0, 1/0	DND	0-2, 4/+3	4/18 W 59:45
1/3	Omaha	DND	DND	0-0, 1/-1	0-0, 1/0	DND	1-0 (W), 2/+2	DNP

NOTE: SHADED DENOTES MULTI-GAME POINT STREAK

2025-26 GAME-BY-GAME SCORING BREAKDOWN

Skaters: Goals-Assists (Game-Winning), Shots / (+/-) Goaltenders: Goals Allowed/Shots, Decision, Minutes Played

Date	Opponent	KEOPPLE # 33	KATZ # 37	ROEST # 40
10/31	at UMass	2/16 L 58:32	DNP	DND
11/1	at UMass	DNP	DND	DNP
11/7	at Harvard	DNP	DND	DND
11/8	at Dartmouth	DNP	DND	DND
11/14	Brown	DNP	DND	DNP
11/15	Yale	DNP	DND	DNP
11/21	Union	DNP	DND	DNP
11/22	RPI	DNP	DND	DNP
11/29	vs. Boston U.	DNP	DND	DNP
12/5	at Clarkson	DNP	DND	DND
12/6	at St. Lawrence	2/20 W 59:07	DND	DND
1/2	Omaha	DNP	DND	DNP
1/3	Omaha	2/27 W 60:00	DND	DNP
NOTE: SHADED DENOTES MULTI-GAME POINT STREAK				

ACTIVE GOAL STREAKS

Aiden Long (2 games / 3 goals)
Reegan Hiscock (2 games / 2 goals)

ACTIVE ASSIST STREAKS

Caton Ryan (3 games / 4 assists)
Gio DiGiulian (2 games / 2 assists)
Chase Pirtle (2 games / 2 assists)

ACTIVE POINT STREAKS

Jonathan Castagna (4 games / 3-4—7)
Caton Ryan (3 games / 1-4—5)
Aiden Long (3 games / 3-2—5)
Gio DiGiulian (2 games / 1-2—3)
Chase Pirtle (2 games / 1-2—3)
Reegan Hiscock (2 games / 2-0—2)

2025-26 SPECIAL TEAMS GAME-BY-GAME BREAKDOWN

Key:

○ 5-on-4 killed; ● 5-on-4 goal; □ 4-on-3 killed; ■ 4-on-3 goal; ◎ 5-on-4 major penalty killed; ⦿ 5-on-4 major penalty goal; ▣ 4-on-3 major penalty goal;
 ② 5-on-3 killed; ⑤ 5-on-3 goal; ◇ 4-on-3 then 5-on-4 killed; ◆ 5-on-4 goal after 4-on-3 killed; Ⓢ shorthanded goal; ▤ 4-on-3 major penalty killed

Date	Opponent	1st Per. PPs	2nd Per. PPs	3rd Per. PPs	OT PPs	1st Per. PKs	2nd Per. PKs	3rd Per. PKs	OT PKs
10/31	at UMass	○	○	○		●		●	
11/1	at UMass		●	②○○		○			
11/7	at Harvard	○○○	○			○	○○	Ⓢ	
11/8	at Dartmouth	○	○	○○		●	○○○		
11/14	Brown	●	○	○			○○	○○	
11/15	Yale		○●				○○	○	
11/21	Union	●		○		●	○	○	
11/22	RPI		○●			○		○Ⓢ	
11/29	vs. Boston University	○		○○○		●○		○	
12/5	at Clarkson	●	○	○		○	◇○○	○○	
12/6	at St. Lawrence	○	●	○●			●●●○	○	
1/2	Omaha	●	○○◇○	●		○	●		
1/3	Omaha	○	○			●○	○○	○	
1/9	Alaska								
1/10	Alaska								
1/16	Princeton								
1/17	Quinnipiac								
1/23	Dartmouth								
1/24	Harvard								
1/30	at Yale								
1/31	at Brown								
2/6	at Colgate								
2/7	Colgate								
2/13	at RPI								
2/14	at Union								
2/20	at Quinnipiac								
2/21	at Princeton								
2/27	St. Lawrence								
2/28	Clarkson								

2025-26 SPECIAL TEAMS BREAKDOWN

Last Friday vs. Omaha					Last Saturday vs. Omaha				2025-26 Totals			
Cornell PP	PPG	Opp.	Opp. Goals	PP Time	PPG	Opp.	Opp. Goals	PP Time	PPG/Opp.	Opp. Goals	Time	PP%
5-on-4	2	5	0	6:58	0	2	0	3:43	10/41	0	62:19	24.4%
5-on-3	—	—	—	—	—	—	—	—	1/1	0	1:24	100.0%
4-on-3	0	1	0	1:35	—	—	—	—	0/1	0	1:35	0.0%
Cornell PK	PPG	Opp.	CU Goals	PK Time	PPG	Opp.	CU Goals	PK Time	PPG/Opp.	CU Goals	Time	PK%
5-on-4	1	2	0	2:41	1	5	0	7:56	10/45	2	73:36	77.8%
5-on-3	—	—	—	—	—	—	—	—	0/0	0	0:00	0.0%
4-on-3	—	—	—	—	—	—	—	—	0/1	0	0:18	100.0%
Even Strength	CU Goals	Chances	Opp. Goals	Time	CU Goals	Chances	Opp. Goals	Time	CU Goals	Chances	Opp Goals	Time
4-on-4	0	1	0	0:25	0	1	0	0:17	0	9	0	10:21
3-on-3	—	—	—	—	—	—	—	—	0	0	0	0:00
Cornell Empty Net	CU Goals	Chances	Opp. Goals	Time	CU Goals	Chances	Opp. Goals	Time	CU Goals	Chances	Opp Goals	Time
6-on-5	—	—	—	—	—	—	—	—	0	4	0	5:57
6-on-4	—	—	—	—	—	—	—	—	0	3	0	2:22
6-on-3	—	—	—	—	—	—	—	—	0	0	0	0:00
Opp. Empty Net	CU Goals	Chances	Opp. Goals	Time	CU Goals	Chances	Opp. Goals	Time	CU Goals	Chances	Opp Goals	Time
6-on-5	1	1	0	0:20	0	1	0	1:46	1	6	0	10:30
6-on-4	—	—	—	—	—	—	—	—	0	1	0	1:05
6-on-3	—	—	—	—	—	—	—	—	0	0	0	0:00

Pulled Goalie situations does not include delayed penalty scenarios

Assessed penalty while on power play: Cornell 0, Opponents 4

GAME NUMBERS FOR HOME, ROAD, AND NEUTRAL SITES ARE BASED UPON THOSE TYPES OF GAMES

SCORING

Cornell Hat Trick at Home (7 games)	2/22/2025 vs. St. Lawrence (Dalton Bancroft)
Cornell Hat Trick on Road (61 games)	12/3/2021 at St. Lawrence (Matt Stienburg)
Cornell Hat Trick at Neutral Site (17 games)	11/26/2022 vs. UConn (Dalton Bancroft)
Opponent Hat Trick at Home (9 games)	2/8/2025 vs. Union (Brandon Buhr)
Opponent Hat Trick on Road (113 games)	11/5/2016 at Harvard (Lewis Zerter-Gossage)
Opponent Hat Trick at Neutral Site (69 games)	3/21/2009 vs. Yale (Sean Backman)
Two Hat Tricks in Game (1,026 games)	2/26/1994 vs. Yale (Jake Karam & Vincent Auger)
Three Hat Tricks in Game (2,171 games)	1/4/1911 vs. Western Reserve (5, Edmund 'Stubby' Wagner; 3, Frank Crasswaller; 3, Jefferson Vincent)
Defenseman Scored Hat Trick (1,370 games)	2/20/1982 vs. Maine (Joe Gallant)
Hat Trick in Consecutive Games (1,121 games)	Doug Derraugh 1/22/1991 at Colgate; 1/26/1991 at Dartmouth
Hat Trick in 3+ Straight Games (1,494 games)	Brock Tredway 1/21/1978 vs. Yale; 1/25/1978 vs. Princeton; 1/28/1978 vs. Penn
Scored 4+ Goals in a Game (144 games)	11/13/2021 vs. RPI (Max Andreev — 4 goals)
Scored 5+ Goals in a Game (1,864 games)	1/13/1965 vs. Hamilton (Doug Ferguson — 6 goals)
Two Multi-Goal Scorers in Game (5 games)	11/22/2025 vs. RPI (2, Luke Devlin; 2, Jonathan Castagna)
Three Multi-Goal Scorers in Game (95 games)	2/4/2023 vs. Union (2, Dalton Bancroft; 2, Nick DeSantis; 2, Sam Malinski)

SCORING MARGINS

Cornell Shutout at Home (14 games)	11/23/2024 vs. Princeton (Ian Shane, 24 saves)
Cornell Shutout on Road (6 games)	3/15/2025 at Colgate (Ian Shane, 21 saves)
Cornell Shutout at Neutral Site (15 games)	3/23/2023 vs. Denver (Ian Shane, 26 saves)
Opponent Shutout at Home (37 games)	2/18/2023 vs. St. Lawrence (Emil Zetterquist, 28 saves)
Opponent Shutout on Road (18 games)	1/4/2025 at Arizona St. (Gibson Homer, 34 saves)
Opponent Shutout at Neutral Site (16 games)	3/17/2023 vs. Harvard (Mitchell Gibson, 15 saves)
Consecutive Shutouts (121 games)	2/25/2022 at Quinnipiac (Ian Shane, 42 saves) 2/26/2022 at Princeton (Ian Shane, 23 saves)
Three Straight Shutouts (151 games)	2/21/2020 at Yale (Matthew Galajda, 17 saves) 2/22/2020 at Brown (Matthew Galajda, 19 saves) 2/28/2020 vs. St. Lawrence (Matthew Galajda, 26 saves)
Four Straight Shutouts (2,189 games)	2/9/1907 vs. Rochester (George Adler) 2/16/1907 at Army (George Adler) 1/18/1908 at Army (George Adler) 1/28/1908 vs. Rochester (Curtis Yohe) 1/31/1908 at RPI (George Adler) 2/8/1908 vs. Cascadilla (George Adler)
Shutout in Consecutive Games (335 games)	12/28/2014 vs. Lake State (Gordon Defiel, 39 saves) 12/29/2014 vs. Miami (Ohio) (Jay Williams, 15 saves)
Shutout in Three Straight Games (1,962 games)	2/6/1960 vs. Princeton (Clifford Michel, 14 saves) 2/12/1960 at Dartmouth (Tom Wahman, 15 saves) 2/13/60 at Brown (Roderick McGarry, 26 saves)
Won 1-0 Game at Home (46 games)	12/3/2022 vs. Dartmouth (Travis Mitchell)
Won 1-0 Game on Road (50 games)	2/25/2022 at Quinnipiac (Jack Malone)
Won 1-0 Game at Neutral Site (248 games)	12/30/1967 vs. Toronto (Bob McGuinn — OT)
Lost 1-0 Game at Home (37 games)	2/18/2023 vs. St. Lawrence (Aleksi Peltonen)
Lost 1-0 Game on Road (126 games)	1/15/2016 at RPI (Chris Bradley)
Lost 1-0 Game at Neutral Site (16 games)	3/17/2023 vs. Harvard (Alex Laferriere — OT)
Won by 5+ Goals at Home (2 games)	11/22/2025 vs. RPI (W, 6-1)
Won by 5+ Goals on Road (0 games)	12/6/2025 at St. Lawrence (W, 7-2)
Won by 5+ Goals at Neutral Site (17 games)	11/26/2022 vs. UConn (W, 6-0)
Lost by 5+ Goals at Home (11 games)	1/25/2025 vs. Dartmouth (L, 1-6)
Lost by 5+ Goals on Road (68 games)	1/31/2020 at Quinnipiac (L, 0-5)
Lost by 5+ Goals at Neutral Site (30 games)	3/25/2017 vs. UMass Lowell (L, 0-5)

LEADS AND DEFICITS

Trailed by Two Goals and Won (39 games)	12/6/2024 vs. Colgate (OTW, 3-2; trailed 2-0)
Trailed by Three Goals and Won (868 games)	2/6/1999 vs. Princeton (W, 8-4; trailed 3-0)
Trailed by Four Goals and Won (1,332 games)	12/10/1983 vs. Harvard (W, 6-5; trailed 4-0)
Trailed by Five Goals and Won (1,618 games)	12/28/1973 vs. Colo. Coll. (W, 9-8; trailed 8-3)
Led by Two Goals and Lost (147 games)	11/5/2021 vs. Harvard (L, 2-3; led 2-0)
Led by Three Goals and Lost (313 games)	11/7/2015 vs. Quinnipiac (OTL, 4-5; led 3-0, 4-1)
Led by Four Goals and Lost (1,624 games)	3/16/1973 vs. Wisconsin (OTL, 5-6; led 4-0)

PENALTIES

Did not commit a penalty (60 games)	2/16/2024 vs. Brown (W, 3-0)
Opponent did not commit a penalty (107 games)	12/2/2022 vs. Harvard (OTL, 2-3)
Neither team committed a penalty (203 games)	1/4/2019 at Princeton (W, 3-2)
Neither team had a power-play opportunity (203 games)	1/4/2019 at Princeton (W, 3-2)

Shaded row denotes accomplished during 2025-26 season

OVERTIMES AND SHOOTOUTS

Won Home Game in Overtime (13 games)	12/6/2024 vs. Colgate (Charlie Major)
Won Road Game in Overtime (29 games)	1/12/2024 at Arizona State (Ben Robertson)
Won Neutral Site Game in Overtime (4 games)	3/21/2025 vs. Quinnipiac (Tim Rego)
Lost Home Game in Overtime (47 games)	12/2/2022 vs. Harvard (Sean Farrell)
Lost Road Game in Overtime (23 games)	2/23/2024 at Clarkson (Mathieu Gosselin)
Lost Neutral Site Game in Overtime (1 game)	3/29/2025 vs. Boston U. (Quinn Hutson)
Won Shootout at Home (24 games)	2/17/2024 vs. Yale
Won Shootout on Road (12 games)	2/1/2025 at Clarkson
Won Shootout at Neutral Site (6 games)	11/30/2024 vs. Quinnipiac
Lost Shootout at Home (17 games)	11/8/2024 vs. Yale
Lost Shootout on Road (26 games)	1/27/2024 at Dartmouth
Lost Shootout at Neutral Site (11 games)	12/30/2023 vs. Arizona State

TEAM SCORING

Scored 10+ Goals at Home (40 games)	2/4/2023 vs. Union (W, 10-1)
Scored 10+ Goals on Road (480 games)	2/18/1989 at Brown (W, 10-3)
Scored 10+ Goals at Neutral Site (168 games)	1/4/1985 vs. McGill (T, 10-10)
Allowed 10+ Goals at Home (569 games)	1/21/1987 vs. Colgate (L, 4-10)
Allowed 10+ Goals on Road (156 games)	3/16/2013 at Quinnipiac (L, 0-10)
Allowed 10+ Goals at Neutral Site (137 games)	12/27/1995 vs. Colorado College (L, 0-11)
5-Goal Period at Home (40 games)	2/4/2023 vs. Union (6 goals — 1st per.)
5-Goal Period on Road (296 games)	11/15/2002 at Vermont (5 goals — 1st per.)
5-Goal Period at Neutral Site (10 games)	3/22/2024 vs. Dartmouth (5 goals — 3rd per.)
Two Goals in Under One Minute (8 games)	11/14/2025 vs. Brown (0:55)
Three Goals in Under Three Minutes (94 games)	2/10/2023 vs. Colgate (2:20)
Four Goals in Under Four Minutes (95 games)	2/4/2023 vs. Union (0:54 & 3:04)
Five Goals in Under Five Minutes (95 games)	2/4/2023 vs. Union (3:35)

SPECIAL TEAMS SCORING

Scored 3+ Power-Play Goals (95 games)	2/4/2023 vs. Union (6 goals)
Scored 4+ Power-Play Goals (95 games)	2/4/2023 vs. Union (6 goals)
Scored 5+ Power-Play Goals (95 games)	2/4/2023 vs. Union (6 goals)
Allowed 3+ Power-Play Goals (102 games)	1/7/2023 at RPI (4 goals)
Allowed 4+ Power-Play Goals (102 games)	1/7/2023 at RPI (4 goals)
Allowed 5+ Power-Play Goals (622 games)	3/18/2006 vs. Harvard (5 goals)
Scored SHG in Game (5 games)	11/22/2025 at RPI (Jonathan Castagna)
Scored 2+ SHG in Game (433 games)	1/13/2012 at Quinnipiac (Sean Collins & Joel Lowry)
Allowed SHG in Game (30 games)	1/25/2025 vs. Dartmouth (CJ Foley & Cooper Flinton)
Allowed 2+ SHG in Game (30 games)	1/25/2025 vs. Dartmouth (CJ Foley & Cooper Flinton)
Short-Handed Goal in OT (343 games)	11/14/2014 vs. Clarkson (Eric Freschi)
SHG in Consecutive Games (16 games)	3/15/2025 at Colgate (Dalton Bancroft) 3/21/2025 vs. Quinnipiac (Kyler Kovich)

EMPTY-NET GOALS

Empty-Net Goal at Home (1 game)	1/2/2026 vs. Omaha (Reegan Hiscock)
Empty-Net Goal on Road (6 games)	3/15/2025 at Colgate (Dalton Bancroft)
Empty-Net Goal at Neutral Site (3 games)	3/22/2025 vs. Clarkson (Ryan Walsh)
Allowed Empty-Net Goal at Home (8 games)	2/21/2025 vs. Clarkson (Ryan Richardson)
Allowed Empty-Net Goal on Road (16 games)	1/11/2025 at Sacred Heart (Tyler Ghirardosi)
Allowed Empty-Net Goal at Neutral Site (26 games)	11/24/2018 vs. Harvard (Adam Fox)
Scored Multiple Empty-Net Goals (52 games)	3/22/2024 vs. Dartmouth (2, Nick DeSantis)
Allowed Multiple Empty-Net Goals (126 games)	2/11/2022 at RPI (Jake Johnson & Jakub Lacka)
Scored Extra-Attacker Goal (57 games)	2/24/2024 at St. Lawrence (2, Ondrej Psenicka)
Scored Two Extra-Attacker Goals (57 games)	2/24/2024 at St. Lawrence (2, Ondrej Psenicka)
Allowed Extra-Attacker Goal (27 games)	2/7/2025 vs. RPI (Dovar Tinling)
Allowed Two Extra-Attacker Goals (138 games)	12/4/2021 at Clarkson (Lukas Kaelble, Anthony Romano, Zach Tsekos)

PENALTY SHOTS

Scored on Penalty Shot (73 games)	12/2/2023 vs. Colgate (Sullivan Mack)
Unsuccessful on Penalty Shot (85 games)	3/23/2023 vs. Denver (Nick DeSantis)
Allowed Goal on Penalty Shot (67 games)	1/20/2024 vs. Quinnipiac (Alex Power)
Stopped Shooter on Penalty Shot (135 games)	1/8/2022 at North Dakota (Mark Senden)

GOALTENDING FEATS

Scored a Goal (369 games)	11/26/2013 vs. Niagara (Mitch Gillam)
Recorded a Point (20 games)	3/1/2025 at RPI (Remington Keopple — assist)
Made 30+ Saves (10 games)	11/7/2025 at Harvard (Alexis Cournoyer, 30 saves)
Made 40+ Saves (13 games)	3/29/2025 vs. Boston University (Ian Shane, 40 saves)
Made 50+ Saves (380 games)	3/17/2013 at Quinnipiac (Andy Iles — 60 saves)
Made 60+ Saves (380 games)	3/17/2013 at Quinnipiac (Andy Iles — 60 saves)