

CORNELL BIG RED

2025-26 MEN'S HOCKEY GAME NOTES

TWO NATIONAL CHAMPIONSHIPS (1967, 1970) | 26 IVY LEAGUE CHAMPIONSHIPS | 14 ECAC HOCKEY CHAMPIONSHIPS

2025-26 SCHEDULE

CU Rk	Opp Rk	Opponent (TV)	Time / Result
OCTOBER (0-1-0)			
17	18	— CZECH UNIV. SELECTS (SCR.)	W, 7-2
25	19	— U.S. NTDP U-18 TEAM (EXH.)	W, 5-4
31	20	13 at UMass	L, 1-2
NOVEMBER (6-2-0, 5-1-0 ECAC)			
1	20	13 at UMass	W, 3-1
7	17	— at Harvard*	W, 3-1
8	17	— at Dartmouth*	L, 1-2
14	20	— BROWN*	W, 4-1
15	20	— YALE*	W, 5-2
21	19	20 UNION*	W, 2-1
22	19	— RPI*	W, 6-1
RED HOT HOCKEY (NEW YORK, N.Y.)			
29	17	19 vs. Boston University	L, 1-2
DECEMBER (1-1-0, 1-1-0 ECAC)			
5	17	— at Clarkson*	L, 1-4
6	17	— at St. Lawrence*	W, 7-2
JANUARY (7-1-0, 3-1-0 ECAC)			
2	17	— OMAHA	W, 6-4
3	17	— OMAHA	W, 3-2
9	14	— ALASKA	W, 7-1
10	14	— ALASKA	W, 5-2
16	13	18 PRINCETON*	W, 2-1
17	13	7 QUINNIPAC*	L, 1-4
23	12	10 DARTMOUTH*	W, 2-1 (OT)
24	12	— HARVARD*	W, 4-1
30	10	— at Yale* (ESPN+)	7 p.m.
31	10	— at Brown* (ESPN+)	5 p.m.
FEBRUARY			
6	—	— at Colgate* (ESPN+)	7 p.m.
7	—	— COLGATE* (ESPN+)	7:30 p.m.
13	—	— at RPI* (ESPN+)	7 p.m.
14	—	— at Union* (ESPN+)	7 p.m.
20	—	— at Quinnipiac* (ESPN+)	7 p.m.
21	—	— at Princeton* (ESPN+)	7 p.m.
27	—	— ST. LAWRENCE* (ESPN+)	7 p.m.
28	—	— CLARKSON* (ESPN+)	7 p.m.

All game times Eastern, subject to change

* - Denotes ECAC Hockey contest

Bold Red CAPS denotes home game



MEDIA CONTACT

MARSHALL HAIM

Assistant Director of Athletic Communications

✉ mh2348@cornell.edu

☎ (716) 465-4945 (mobile)

THE MATCHUP



CORNELL BIG RED

Overall Record: 14-5-0 (.737)

ECAC Hockey Record: 9-3-0 (.750)

Head Coach: Casey Jones '90

Cornell Record: 14-5-0 (.737) | 1st season

Career Record: 248-190-56 (.559) | 14th season



YALE BULLDOGS

Overall Record: 7-13-0 (.350)

ECAC Hockey Record: 6-6-0 (.500)

Interim Head Coach: Joe Howe

Yale Record: 7-13-0 (.350) | 1st season

Career Record: Same as above

AT



BROWN BEARS

Overall Record: 4-16-0 (.200)

ECAC Hockey Record: 3-9-0 (.250)

Head Coach: Brendan Whittet

Brown Record: 149-291-59 (.358) | 17th season

Career Record: Same as above

CORNELL LEADERS

Goals Leaders: Jonathan Castagna / 10 goals

Assists Leaders: Ryan Walsh / 13 assists

Points Leader: Jonathan Castagna / 20 points (10-10—20)

Goalie Leader: Alexis Cournoyer / 1.82 GAA / 332 saves / 11-4-0

BROADCAST INFORMATION

FRIDAY BROADCAST



Play-by-Play: Jacob Munch

Analyst: Rob Ciambra

Live Stats: cornellbigred.com

SATURDAY BROADCAST



Play-by-Play: Mike Rubin

Live Stats: cornellbigred.com

PUCK DROP

► The 10th-ranked Cornell men's hockey team (14-5-0, 9-3-0) begins a stretch where it plays seven of its next eight games away from Lynah Rink this weekend when it travels to play ECAC Hockey rivals Yale (7-13-0, 6-6-0) and Brown (4-16-0, 3-9-0).

► Friday's contest at Ingalls Rink is scheduled to start at 7 p.m. while Saturday's contest at Meehan Auditorium is slated for a 5 p.m. start. Both games will be streamed live on ESPN+.

WEEKEND REWIND

► Cornell swept Dartmouth and Harvard at home for the first time since Jan. 18-19, 2019, riding stellar performances from junior forward **JAKE KRAFT** and freshman goaltender **ALEXIS COURNOYER** to complete an eight-game homestand.

► Kraft, the reigning ECAC Hockey Laurel Lake Placid Forward of the Week, ignited the sweep with all three of Cornell's opening goals, including both tallies in Friday's 2-1 overtime victory over then-No. 10 Dartmouth. The Churchville, N.Y., native struck again Saturday, opening the scoring in a three-goal second period as the Big Red downed Harvard, 4-1.

► Cournoyer, who was named ECAC Hockey's MAC Goaltending Goaltender of the Week on Monday morning, was equally impressive between the pipes, stopping 32 of 34 shots for a .942 save percentage. After surrendering a goal on the first shot he faced Friday night, the freshman did not give up a goal for the next 104:48 of action — a season-high shutout streak — while making 29 consecutive saves.

BULLDOGS & BEARS & WINS, OH MY!


► Cornell has dominated its southern New England rivals recently, posting an 11-0-2 record over the last 13 meetings and going 21-1-2 in 24 games against Yale and Brown combined.

► The Big Red have swept each of the last three regular-season trips to Yale and Brown, outscoring the Bulldogs and Bears by a combined 31-7. Wins in both games this weekend would give Cornell four consecutive sweeps of the Yale - Brown road trip for the first time since the travel partnership began with the 2005-06 season. The Big Red swept the road trip in the first three seasons of the partnership (2005-06 through 2007-08) and have done so eight times overall, including five times in the last decade (2016-17, 2019-20, 2022-23, 2023-24, 2024-25).

► Cornell's recent road dominance has been suffocating. Over the last 18 road games against Yale and Brown, the Big Red are 13-2-3 (.806) while averaging 3.56 goals per game and allowing just 1.44 goals per contest. Cornell has posted five shutouts and allowed one goal or fewer in 14 of the 18 contests. Yale's three-goal output last season on Feb. 15, 2025, at Ingalls Rink marked the first time Cornell had allowed three or more goals on the road to either team since a 5-2 loss at Yale on Feb. 16, 2019.

► Dating back to 2013-14, Cornell is unbeaten in 44 of its last 48 overall games against Yale and Brown. The Big Red have posted a 36-4-8 record (.833) and hold a plus-90 goal differential (165-75). During that span, Cornell has scored at least three goals 36 times and has won 27 of its 36 games by at least two goals.

2025-26 CORNELL MEN'S HOCKEY ROSTER

#	NAME	POS	HT	WT	YR	S/C	HOMETOWN	LAST TEAM	NHL DRAFT INFO			
									TEAM	YR	RD	PICK
2	Hudson Gorski	D	6-3	183	Fr.	R	Scotch Plains, N.J.	Chicago Steel (USHL)				
3	Jack O'Brien	D	6-0	188	Sr.	L	White Rock, British Columbia	Nanaimo Clippers (BCHL)				
4	Xavier Veilleux	D	6-1	198	Fr.	L	Ancienne-Lorette, Québec	Muskegon Lumberjacks (USHL)		2024	6th	179
5	Hoyt Stanley	D	6-3	207	Jr.	R	West Vancouver, British Columbia	Victoria Grizzlies (BCHL)		2023	4th	108
6	George Fegaras	D	6-2	207	Jr.	R	Richmond Hill, Ontario	Muskegon Lumberjacks (USHL)		2022	3rd	83
7	Luke McCrady	D	6-3	186	Fr.	L	Calgary, Alberta	Spruce Grove Saints (BCHL)				
8	Luke Devlin	F	6-4	203	Jr.	L	Memphis, Tenn.	West Kelowna Warriors (BCHL)		2022	6th	182
9	Charlie Major	F	5-10	186	So.	R	Skaneateles, N.Y.	Chicago Steel (USHL)				
10	Jake Kraft	F	5-8	181	Jr.	L	Churchville, N.Y.	Cedar Rapids RoughRiders (USHL)				
11	Sean Donaldson	F	5-11	198	Sr.	L	Vancouver, British Columbia	Nanaimo Clippers (BCHL)				
12	Caton Ryan	F	6-0	185	Fr.	L	Ottawa, Ontario	Penticton Vees (BCHL)				
13	Marian Mosko	D	5-11	195	Jr.	L	Visolaje, Slovakia	Fargo Force (USHL)				
14	Ryan Walsh	F	6-1	195	Jr.	R	Rochester, N.Y.	Cedar Rapids RoughRiders (USHL)		2023	6th	188
15	Tyler Catalano	F	6-4	223	Jr.	R	St. Louis, Mo.	Youngstown Phantoms (USHL)				
16	Michael Fisher	D	6-3	200	So.	R	Westborough, Mass.	Penticton Vees (BCHL)		2022	3rd	76
17	Aiden Long	F	6-2	203	Fr.	L	Mono, Ontario	Madison Capitols (USHL)				
18	Gio DiGiulian	F	6-1	176	Fr.	R	South Burlington, Vt.	Lincoln Stars (USHL)				
19	Connor Arseneault	F	6-2	215	Fr.	L	Rothestay, New Brunswick	Chilliwack Chiefs (BCHL)				
21	Reegan Hiscock	F	6-5	202	Fr.	L	St. John's Newfoundland and Labrador	Victoria Grizzlies (BCHL)				
22	Chase Pirtle	F	6-2	182	Fr.	R	Far Hills, N.J.	Victoria Grizzlies (BCHL)				
23	Winter Wallace	F	6-4	225	Sr.	R	Boulder, Colo.	Youngstown Phantoms (USHL)				
24	Nicholas Wolfenberg	D	6-2	210	So.	R	Calgary, Alberta	Okotoks Oilers (BCHL)				
26	Donovan Hamilton	D	6-3	200	Fr.	L	Buffalo, N.Y.	Salmon Arm Silverbacks (BCHL)				
27	Luke Ashton	D	6-5	235	So.	L	North Vancouver, British Columbia	Minnesota State (CCHA)		2024	6th	165
28	Nick DeSantis	F	5-9	170	Sr.	R	Collegeville, Pa.	Madison Capitols (USHL)				
29	Parker Murray	F	6-5	230	So.	L	Manhattan Beach, Calif.	Chilliwack Chiefs (BCHL)				
30	Alexis Cournoyer	G	6-4	202	Fr.	L	Trois-Rivières, Québec	Cape Breton Eagles (QMJHL)		2025	5th	145
33	Remington Keopple	G	6-2	191	Sr.	L	New Richmond, Wis.	Des Moines Buccaneers (USHL)				
37	Justin Katz	G	6-1	189	So.	R	Montréal, Québec	Powell River Kings (BCHL)				
38	Jonathan Castagna	F	6-2	198	Jr.	L	Etobicoke, Ontario	St. Andrew's College		2023	3rd	70
40	Erick Roest	G	6-0	174	Fr.	L	Lethbridge, Alberta	Cowichan Valley Capitals (BCHL)				

COACHING AND SUPPORT STAFF

Head Coach:	Casey Jones '90
Associate Head Coach:	Sean Flanagan
Assistant Coach:	Chris Brown
Assistant Coach:	Cam Clarke
Director of Hockey Operations:	Josh Robinson
Equipment Manager:	Sean Schmidt
Athletic Trainer:	Kait Petryszyn
Team Physician:	Dr. Nick Downs
Strenght & Conditioning:	Mike Missen

PRUH-NUHN-SEE-AY-SHN GUIDE

2	Hudson Gorski	GOHR-skee
4	Xavier Veilleux	VAY-yoo
6	George Fegaras	feh-GAIR-uhs
7	Luke McCrady	muh-CRAY-dee
8	Luke Devlin	DEHV-lihn
12	Caton Ryan	KAY-tuhn
13	Marian Mosko	MAWS-koh
18	Gio DiGiulian	dih-JOO-lee-ihn
19	Connor Arseneault	AHR-suh-noh
22	Chase Pirtle	PUHR-tuhl
28	Nick DeSantis	dih-SAN-tiss
30	Alexis Cournoyer	a-LEHX-ee koor-NWAH-yay
33	Remington Keopple	KEH-puhl
38	Jonathan Castagna	kuh-STAN-yuh
40	Erick Roest	ROOST
AT	Kait Petryszyn	puh-TRISH-in

ROSTER BREAKDOWN

BY CLASS

FRESHMAN (12)

2 Gorski
4 Veilleux
7 McCrady
12 Ryan
17 Long
18 DiGiulian
19 Arseneault
21 Hiscock
22 Pirtle
26 Hamilton
30 Cournoyer
40 Roest

SOPHOMORES (6)

9 Major
16 Fisher
24 Wolfenberg
27 Ashton
29 Murray
37 Katz

JUNIORS (8)

5 Stanley
6 Fegaras
8 Devlin
10 Kraft
13 Mosko
14 Walsh
15 Catalano
38 Castagna

SENIORS (5)

3 O'Brien
11 Donaldson
23 Wallace
28 DeSantis
33 Keopple

BY STATE

 British Columbia

4  California

1  Pennsylvania

 New York

4  Colorado

1  Slovakia

 Ontario

4  Massachusetts

1  Tennessee

 Alberta


3  Missouri


1  Vermont

 Québec

3  New Brunswick

1  Wisconsin

 New Jersey

2  Newfoundland & Labrador

1

FRIDAY'S OPPONENT: YALE BULLDOGS

GAME NO. #20 • AWAY GAME #7 • FRI., JAN. 30 • CORNELL AT YALE • 7 P.M. ET • NEW HAVEN, CONN. • INGALLS RINK • TV: ESPN+



2025-26 Season Stats (as of 1/28)

Cornell (14-5-0, 9-3-0 ECAC Hockey)

Yale (7-13-0, 6-6-0 ECAC Hockey)

RECORDS			OFFENSE				DEFENSE				POWER PLAY				PENALTY KILL			
REG.	OT	SO	OVR	RK	CONF.	RK	OVR	RK	CONF.	RK	OVR.	RK	CONF.	RK	OVR	RK	CONF.	RK
13-5-1	1-0-0	0-0	3.37	17	3.17	7-5	1.84	2	1.75	1	.254	8	.222	T-2	.825	22	.886	2
6-12-2	1-1-0	0-0	2.75	39	3.42	3	3.30	45	2.83	5	.134	58	.159	8	.767	48	.810	9

NEWS AND NOTES

► Cornell is 13-1-4 in its last 18 games against Yale, including a 10-0-2 mark over the previous 12. Over the last 18 contests, Cornell is averaging 3.72 goals per game and has limited Yale to 1.78 goals per contest.

► A victory or tie Friday would be the program's longest unbeaten streak over the Bulldogs since going 12-0-4 from Nov. 30, 2001, to Jan. 26, 2008.

► The Big Red have won five straight at Ingalls Rink and are seeking its first six-game win streak in New Haven since a six-game span from March 1, 2003, to Nov. 9, 2007.

► Since snapping its six-game losing streak on Jan. 9, Yale is tied for eighth nationally in scoring offense (4.33), powered by eight-goal performances against St. Lawrence (Jan. 9) and RPI (Jan. 16).

► Ronan O'Donnell leads Yale in goals (9) and points (17), while Donovan Frias has a team-best 11 assists — all over the Bulldogs' last eight games.

► Noah Pak (5-7-0, 2.78, .915) has earned the start in 12 of his 14 outings, while Jack Stark (2-6-0, 3.65, .888) has started eight of 10 appearances this season.

THE SERIES

Overall	Cornell leads, 95-63-10
In Ithaca, N.Y.	Cornell leads, 49-16-7
at Lynah Rink	Cornell leads, 49-16-7
In New Haven, Conn.	Cornell leads, 37-34-3
at Ingalls Rink	Cornell leads, 37-27-3
Neutral Sites	Yale leads, 12-9-0
Last Meeting	@Cornell 5, Yale 2 (Nov. 15, 2025)

ON THIS DATE: JAN. 30

► Cornell is 6-9-0 all-time on Jan. 30 and is 2-5-0 in its last seven on the date.

► The Big Red are 0-3-0 against Yale on Jan. 30, suffering a 6-3 defeat in 1909 at St. Nicholas Rink in New York City, as well as setbacks of 7-3 (1981) and 4-2 (1999) at Ingalls Rink.

► Six of the last seven games on the date has featured Cornell being ranked at the time of the contest.

► Cornell is 3-7-0 all-time on the road on Jan. 30, having defeated both Princeton (1971 and 1987) and Colgate (2015).

SERIES FACTS (MORE ON PAGE 10)

Overall Streak	W3 UB12 (10-0-2)
Home Streak	W2 UB10 (7-0-3)
Road Streak	W5
Neutral Streak	L2
Last Home Win	5-2 (Nov. 15, 2025)
Last Road Win	5-3 (Feb. 15, 2025)
Last Neutral Win	3-2 (2OT) (March 14, 1986)
Last Home Loss	2-4 (Feb. 13, 2016)
Last Road Loss	2-5 (Feb. 16, 2019)
Last Neutral Loss	0-6 (March 19, 2011)
Last Home Tie	2-2 (SOL) (Nov. 8, 2024)
Last Road Tie	3-3 (OT) (Jan. 12, 2018)
Last Neutral Tie	—
Largest Winning Margin	+18, (19-1, Jan. 27, 1968)
Largest Losing Margin	-16, (2-18, Jan. 19, 1946)
Most Goals Scored	19, (19-1, Jan. 27, 1968)
Most Goals Allowed	18, (2-18, Jan. 19, 1946)
Fewest Goals Scored	0, (14x), Last: (0-0 (OT), Nov. 20, 2015)
Fewest Goals Allowed	0, (11x), Last: (3-0, Jan. 15, 2022)

SATURDAY'S OPPONENT: BROWN BEARS

GAME NO. #21 • AWAY GAME #8 • SAT., JAN. 31 • CORNELL AT BROWN • 5 P.M. ET • PROVIDENCE, R.I. • MEEHAN AUDITORIUM • TV: ESPN+



2025-26 Season Stats (as of 1/28)

Cornell (14-5-0, 9-3-0 ECAC Hockey)

Brown (4-16-0, 3-9-0 ECAC Hockey)

RECORDS			OFFENSE				DEFENSE				POWER PLAY				PENALTY KILL			
REG.	OT	SO	OVR	RK	CONF.	RK	OVR	RK	CONF.	RK	OVR.	RK	CONF.	RK	OVR	RK	CONF.	RK
13-5-1	1-0-0	0-0	3.37	17	3.17	7-5	1.84	2	1.75	1	.254	8	.222	T-2	.825	22	.886	2
6-12-2	1-1-0	0-0	2.15	58	2.00	12	3.55	54	3.67	10	.058	63	.086	12	.706	61	.682	12

NEWS AND NOTES

► Cornell is 21-1-3 in its last 25 games against Brown, including seven straight wins. A victory Saturday would set a program record for consecutive wins against the Bears.

► The Big Red have won three straight at Meehan Auditorium and are seeking its first four-game win streak in Providence since a six-game span from Jan. 7, 2005, to Nov. 14, 2009.

► Brown enters the weekend on a three-game losing streak and has won just once in its last 12 games (1-11-0).

► Ivan Zadvernyuk leads Brown in points (15) and assists (10), while Ben Poitras (6 goals) and Ryan St. Louis (6 goals) are tied for the team lead in goals.

► Tyler Shea has started 13 of 15 games in goal (2-12-0, 2.97, .919), while Fred Halyk has seven starts in eight appearances (2-4-0, 3.85, .890).

► Brown's power play ranks last in Division I at 5.8 percent (3-for-63) and hasn't scored since Nov. 22 at Yale (0-for-27).

► The Bears' penalty kill ranks third-worst nationally at 70.6 percent, allowing at least one power-play goal in 17 of 20 games this season — including each of its last 10.

THE SERIES

Overall	Cornell leads, 90-44-8
In Ithaca, N.Y.	Cornell leads, 49-15-4
at Lynah Rink	Cornell leads, 49-15-4
In Providence, R.I.	Cornell leads, 36-26-4
at Bright-Landry Hockey Center	Cornell leads, 36-24-4
Neutral Sites	Cornell leads, 5-3-0
Last Meeting	@Cornell 4, Brown 1 (Nov. 14, 2025)

ON THIS DATE: JAN. 31

► Cornell is 7-3-2 all-time on Jan. 31, but 1-4-2 in its last seven, which includes the Big Red being ranked in five of those games.

► Saturday will be the Big Red's second time playing Brown on Jan. 31. The Bears won the only other meeting, 3-2, in overtime in 1981, also at Meehan Auditorium.

► Three of the last five games on Jan. 31 have gone to overtime, with Cornell going 1-0-2 in those contests.

► The Big Red are 5-1-0 against Ivy League opposition on Jan. 31, which includes winning its last three.

SERIES FACTS (MORE ON PAGE 11)

Overall Streak	W7
Home Streak	W9 UB12 (11-0-1)
Road Streak	W3
Neutral Streak	W4
Last Home Win	4-1 (Nov. 14, 2025)
Last Road Win	6-1 (Feb. 14, 2025)
Last Neutral Win	6-0 (March 22, 2019)
Last Home Loss	0-3 (Jan. 26, 2013)
Last Road Loss	1-2 (Feb. 1, 2022)
Last Neutral Loss	2-6 (March 12, 1976)
Last Home Tie	3-3 (OT) (Feb. 12, 2016)
Last Road Tie	3-3 (OT) (Feb. 15, 2019)
Last Neutral Tie	—
Largest Winning Margin	+9, (11-2, March 7, 1967)
Largest Losing Margin	-8, (2x), Last: (0-8, Feb. 29, 1964)
Most Goals Scored	11, (11-2, March 7, 1967)
Most Goals Allowed	9, (6-9, Dec. 26, 1975)
Fewest Goals Scored	0, (5x), Last: (0-3, Jan. 26, 2013)
Fewest Goals Allowed	0, (14x), Last: (3-0, Feb. 16, 2024)

CORNELL VERSUS ECAC HOCKEY

	MEMBERSHIP	OVERALL		HOME		AWAY		NEUTRAL		LYNAH RINK		ECAC REGULAR SEASON		ECAC POSTSEASON		LAST
		RECORD	PCT	RECORD	PCT	RECORD	PCT	RECORD	PCT	RECORD	PCT	RECORD	PCT	RECORD	PCT	
Brown	1961-Present	90-44-8	.662	49-15-4	.750	36-26-4	.576	5-3-0	.625	49-15-4	.750	83-36-8	.685	4-2-0	.667	W7
Clarkson	1961-Present	74-61-20	.542	43-26-6	.613	17-28-13	.405	14-7-1	.659	42-21-5	.654	45-38-17	.535	24-11-1	.681	L1
Colgate	1961-Present	92-63-17	.584	47-24-10	.642	35-29-5	.543	10-10-2	.500	40-19-9	.654	63-33-14	.636	11-3-0	.786	W2
Dartmouth	1961-Present	89-53-9	.619	50-20-5	.700	34-31-4	.522	5-2-0	.714	50-17-5	.729	79-40-9	.652	7-1-0	.875	W1
Harvard	1961-Present	85-71-14	.541	43-26-8	.610	33-34-6	.493	9-11-0	.450	43-26-8	.610	67-48-13	.574	16-10-1	.611	W3
Princeton	1961-Present	103-54-8	.648	54-15-3	.771	44-28-5	.604	5-11-0	.313	54-14-3	.782	92-28-7	.752	7-3-1	.682	W4
Quinnipiac	2005-Present	28-22-6	.554	15-12-1	.554	10-9-4	.522	2-0-1	.833	15-12-1	.554	20-15-4	.564	7-7-0	.500	L1
RPI	1961-Present	73-39-11	.638	36-14-8	.690	33-22-3	.588	4-3-0	.571	35-14-8	.684	57-34-11	.613	11-4-0	.733	W7
St. Lawrence	1961-Present	72-48-9	.593	38-17-3	.681	27-24-6	.526	7-7-0	.500	37-15-3	.700	59-39-9	.593	5-5-0	.500	W2
Union	1991-Present	50-25-10	.647	28-13-4	.667	19-11-6	.611	3-1-0	.750	24-13-3	.638	37-21-9	.619	8-4-0	.667	W1
Yale	1961-Present	95-63-10	.595	49-16-7	.729	37-34-3	.520	9-12-0	.429	49-16-7	.729	80-37-10	.669	7-2-0	.778	W3
Totals vs. current members		851-543-122	.602	452-198-59	.679	326-278-59	.536	73-67-4	.521	438-182-56	.689	682-369-111	.635	107-52-3	.670	
Army	1961-73, 1984-91	15-16-1	.484	7-3-0	.700	8-13-1	.386	0-0-0	—	7-1-0	.875	9-3-0	.750	0-0-0	—	
Boston College	1961-84	22-15-2	.590	8-5-0	.615	6-5-2	.538	8-5-0	.615	8-5-0	.615	12-6-2	.650	5-0-0	1.000	
Boston University	1961-84	27-24-3	.528	8-5-0	.615	12-11-1	.521	13-12-3	.518	8-3-0	.727	10-6-0	.625	5-3-0	.625	
Maine	1979-84	8-7-3	.528	5-0-0	1.000	0-0-0	—	2-6-2	.300	5-0-0	1.000	4-1-0	.800	1-0-0	1.000	
UNH	1961-64, 1966-84	14-13-0	.519	5-4-0	.556	1-4-0	.200	8-5-0	.615	5-4-0	.556	4-6-0	.400	2-2-0	.500	
Northeastern	1961-84	15-2-0	.882	6-0-0	1.000	6-2-0	.750	5-0-0	1.000	6-0-0	1.000	7-1-0	.875	0-0-0	—	
Penn	1967-78	34-4-3	.866	16-1-1	.917	12-3-1	.781	4-0-1	.900	14-1-1	.906	19-2-1	.886	0-0-0	—	
Providence	1961-84	9-10-2	.476	5-4-1	.550	1-5-0	.167	3-2-1	.583	5-4-1	.550	3-3-1	.500	4-2-0	.667	
Vermont	1963-64, 1974-2005	33-12-8	.698	19-4-3	.788	13-6-5	.646	1-2-0	.333	19-4-3	.788	31-10-7	.719	2-1-1	.625	
Totals vs. all-time members												784-408-122	.643	126-60-4	.674	

CORNELL QUICK FACTS

GENERAL INFORMATION

Location:	Ithaca, N.Y.
Enrollment:	26,561 (16,138 undergraduate)
Founded:	1865
Nickname:	Big Red
School Colors:	Carnelian Red (Pantone 187) and White
Conference:	Ivy League / ECAC Hockey
President:	Michael I. Kotlikoff
Meakam Smith Director of Athletics:	Dr. Nicki Moore
Athletics Website:	CornellBigRed.com
Ticket Office Phone:	(607) 255-4247
Ticket Office Website:	BigRedTix.com
Facebook:	/CornellSports
X / Instagram:	@CornellSports @CornellMHockey

HISTORY

Season of Hockey:	110th
First Varsity Season:	1899-1900
All-Time Record (Win %):	1264-781-166 (.609)
ECAC Hockey Regular-Season Titles (last):	11 (2020)
Ivy League Regular-Season Titles (last):	26 (2024)
ECAC Hockey Championship Titles (last):	14 (2025)
NCAA Tournament Appearances (last):	25 (2025)
NCAA Tournament Record (Win %):	21-26 (.447)
Most Consecutive NCAA Appearances:	4 (1967-70)
Frozen Four Appearances (last):	8 (2003)
National Championships (last):	2 (1967, 1970)

LYNAH RINK

Year Opened (Season):	1957 (68th)
Capacity:	4,267
All-Time Record (Win %):	633-237-73 (.710)
Under Casey Jones '90 (Win %):	11-1-0 (.917)

COACHING / SUPPORT STAFF

Head Coach:	Casey Jones (Cornell '90)
Record at Cornell:	14-5-0 (.737)
Overall Record:	248-190-56 (.559)
Associate Head Coach:	Sean Flanagan (St. Lawrence '10)
	10th season
Assistant Coach:	Chris Brown (Wisconsin-River Falls '94)
	First season
Assistant Coach:	Cam Clarke (Ferris State '20)
	First season
Dir. of Hockey Ops.:	Josh Robinson (Michigan Tech '12)
	First season
Equipment Manager:	Sean Schmidt (Ferris State '09)
	16th season
Athletic Trainer:	Kait Petryszyn (SUNY Cortland '22)
	Second season

2024-25 IN REVIEW

Overall Record:	19-11-6 (.611)
ECAC Hockey Record (Finish):	10-8-4 (.545) — 6th
Home Record:	9-4-1 (.679)
Road Record:	6-6-4 (.500)
Neutral Record:	4-1-1 (.750)
ECAC Hockey Tournament:	No. 6 seed / Championship vs. Clarkson — W, 3-1
NCAA Tournament:	No. 4 seed / Toledo Regional Final vs. Boston University — L, 2-3 (OT)
USCHO.com Poll Ranking (final):	11th
USA Hockey/The Rink Live Poll Ranking (final):	12th

2025-26 TEAM INFORMATION

Letterwinners Returning / Lost:	12 / 12
Newcomers:	14
Fr / So / Jr / Sr:	12 / 6 / 8 / 5

#YELLCORNELL

X GON' GIVE IT TO YA

► Cornell freshman defenseman **XAVIER VEILLEUX** enters this weekend with 15 points (four goals, 11 assists) while appearing in all 19 games for the Big Red this season. Finding his stride as of late, Veilleux recorded assists in both games of last weekend's home sweep of then-No. 10 Dartmouth and Harvard and has points in five of his last six, eight of his previous 10, and 10 of his last 12 games.

► Veilleux's 15 points are tied with Penn State's Jackson Smith (7-8—15) for the second-highest point total by a freshman blueliner this season, trailing only North Dakota's Keaton Verhoeff (6-11—17). He is the only freshman rearguard in the country this season to register 15-plus points in his first 19 games.

► The 15 points recorded by Veilleux place him in a five-way tie for the 10th-most points by a Cornell freshman defenseman in program history. With a point this weekend, he would match **STEVE WILSON** '97 (1994-95) and **SAM MALINSKI** '23 (2019-20) for the eighth-highest point total.

THE 'X' FACTOR

► All four goals scored by freshman defenseman **XAVIER VEILLEUX** this season have come on the power play, pacing the Big Red in power-play goals.

► Veilleux's four power-play goals are tied with Long Island's Nick Bernardo, Denver's Boston Buckberger and Eric Pohlkamp, Colgate's Isaiah Norlin, Penn State's Jackson Smith and Clarkson's Tate Taylor for the most by a Division I defenseman this season.

► Among all Division I freshmen, Veilleux is one of 17 first-year players with at least four power-play goals — and one of only two defensemen, alongside Smith.

► Veilleux, who has already set a Cornell program record for power-play goals by a freshman defenseman, has already doubled the previous mark held by eight players: **LARRY PIERCE** '01 (1997-98), **MARK MCRAE** '03 and **DOUG MURRAY** '03 (both 1999-00), **SASHA POKULOK** (2004-05), **BRENDON NASH** '10 (2006-07), **MIKE DEVIN** '11 (2007-08), **SAM MALINSKI** '23 (2019-20) and **BEN ROBERTSON** (2023-24).

► His four power-play goals are the most by any Big Red defenseman since **ALEC MCCRAE** '19 tallied five during his junior season in 2017-18. One more would make Veilleux the 14th Cornell defenseman (19th instance) with five power-play goals in a season and just the eighth to do so this century, joining McRae (five in 2000-01 and 2001-02), Murray (seven in 2001-02), **CHARLIE COOK** '05 (six in 2004-05), **RYAN O'BYRNE** (five in 2005-06), **NICK D'AGOSTINO** '13 (six in 2011-12) and McCrae in 2017-18.

► With a fifth power-play goal, Veilleux would be the 16th Big Red freshman in program history to reach that milestone and the first since **DALTON BANCROFT** in 2022-23. He would become the sixth first-year player to accomplish the feat this century, joining **RYAN VESCE** '04 (2000-01), **COLIN GREENING** '10 (2006-07), **RILEY NASH** (2007-08), **MICHAEL REGUSH** (2018-19) and Bancroft.

SHORT-HANDED SPECIALISTS

► Junior forward **JAKE KRAFT** scored Cornell's fourth short-handed goal in the Big Red's 2-1 overtime victory over then-No. 10 Dartmouth last Friday.

► The Big Red's four short-handed goals — led by junior forward **JONATHAN CASTAGNA**'s three short-handed tallies — are tied with Air Force, Augustana, Bentley, Lake Superior State, RPI and St. Cloud State for the eighth-highest total this season. Only St. Thomas (10), Boston University and Michigan (7 apiece), Maine, North Dakota, Penn State and UMass Lowell (5 apiece) have more goals while down a man than Cornell.

► Castagna enters this weekend tied with Michigan's Josh Eernisse and St. Thomas' Alex Gaffney and Nathan Pilling for the second-most short-handed goals (three). Penn State's Dane Dowiak (four) paces the country in short-handed goals.

► After also scoring four short-handed goals last season, Cornell's eight short-handed goals over the last two seasons matches the combined output between the 2014-15 and 2023-24 seasons (eight).

► With its next short-handed goal, Cornell will have its highest single-season short-handed goal total since 2011-12, when it tallied six goals while on the penalty kill.

NCAA LEADERS

MOST POINTS BY FRESHMEN DEFENSEMEN

This Season (as of 1/28/26)

PLAYER	TEAM	G	A	PTS
Keaton Verhoeff	North Dakota	6	11	17
Jackson Smith	Penn State	7	8	15
► Xavier Veilleux	Cornell	4	11	15
Eric Jamieson	Denver	6	8	14
Hudson Thornton	Bemidji State	2	12	14
Reid Andresen	Michigan Tech	4	9	13
Etienne Lessard	Union	3	10	13
Luka Radivojevic	Boston College	1	12	13

NCAA LEADERS

MOST POWER-PLAY GOALS BY DEFENSEMEN

This Season (as of 1/28/26)

PLAYER	TEAM	PPG
Nick Bernardo	Long Island	4
Boston Buckberger	Denver	4
Isaiah Norlin	Colgate	4
Eric Pohlkamp	Denver	4
Jackson Smith	Penn State	4
Tate Taylor	Clarkson	4
► Xavier Veilleux	Cornell	4
Nate Benoit	Long Island	3
Ben Dexheimer	Wisconsin	3
Chris Hedden	Air Force	3
Marc Lajoie	Omaha	3
Keaton Verhoeff	North Dakota	3

NCAA LEADERS

MOST SHORT-HANDED GOALS SCORED

This Season (as of 1/28/26)

PLAYER	TEAM	SHG
Dane Dowiak	Penn State	4
► Jonathan Castagna	Cornell	3
Josh Eernisse	Michigan	3
Alex Gaffney	St. Thomas	3
Nathan Pilling	St. Thomas	3

MEDIA INFORMATION

ATHLETIC COMMUNICATIONS

Jeremy Hartigan

Sr. Associate Director of Athletics for Communications

Emmie Agee

Assistant Director of Editorial Content

Shawn Gillen

Assistant Director of Athletic Communications

Marshall Haim

Assistant Director of Athletic Communications (MIH)

Phone: (716) 465-4945

Email: mh2348@cornell.edu

Aaron Kelly

Assistant Director of Athletic Communications

MEDIA CREDENTIALS

► All media credential requests must be submitted to the Cornell men's hockey SID Marshall Haim at least **48 hours prior** to the requested game(s).

► Approved media members may collect credentials at the will-call window inside Bartels Hall, located on the east side of Lynah Rink.

WEEKLY MEDIA AVAILABILITY

► Head coach **CASEY JONES** '90 and select Cornell men's hockey student-athletes will be available to the media weekly throughout the season. Media availability is held following Tuesday practices at approximately 5:00 p.m. (times and dates subject to change).

► Specific student-athlete requests should be submitted to Cornell's Athletic Communications office at least **24 hours in advance**.

INTERVIEW REQUESTS

► Interview requests for student-athletes and coaching staff outside of weekly media availability may be arranged through the Cornell Athletic Communications office. While every effort will be made to accommodate requests, student-athletes will not be made available during classes, study halls, practices, or medical treatment.

PRACTICE / MORNING SKATES

► All Cornell men's hockey practices and morning skates are closed to the public. Media members seeking practice or morning skate access for filming or observing should submit requests through Cornell's Athletic Communications office.

POSTGAME INTERVIEWS

► Head coach **CASEY JONES** '90 and requested student-athletes will be available to media following a **10-minute cooling down period** after games.

► **At Lynah Rink:** Postgame interviews will be conducted in the hockey office.

► **On the road:** Interviews will take place in a designated media area or outside the team's dressing room.

DRESSING ROOM ACCESS

► The Cornell men's hockey dressing room is closed to all media members, both at home and on the road.

LYNAH RINK PRESS BOX

► Game notes and line charts will be available to working media in the Lynah Rink press box at least **90 minutes before puck drop**. Complimentary wireless internet access is provided for credentialed media only.

CORNELL
HOCKEY

COMPLETE PACKAGE

► Junior forward **JONATHAN CASTAGNA** is one of six Division I players who have multiple game-winning, power-play and short-handed goals this season, joining Boston University's Jack Harvey, Minnesota Duluth's Max Plante, North Dakota's Dylan James and St. Thomas' Nathan Pilling and Lucas Van Vliet.

► Castagna, who has tallied two game-winners, two power-play goals, and three short-handed goals, is just the fourth Cornell player to accomplish the feat since 1996-97 and the second to do so in as many seasons, joining **DALTON BANCROFT** (2024-25). **MIKE KNOEPFLI** '05 (2004-05) and **RILEY NASH** (2008-09) are the only others to do so in the last 30 years.

► Current Cornell head coach **CASEY JONES** '90 also achieved the feat as a sophomore in 1987-88, posting two game-winners, four power-play goals, and two short-handed goals.

HOBEBY BAKER NOMINEES

► Junior forwards **RYAN WALSH** and **JONATHAN CASTAGNA** have been nominated for the 2026 Hobey Baker Memorial Award, it was announced last Wednesday (Jan. 21).

► Voting for the Hobey Baker Memorial Award, presented annually to college hockey's top player, will run through midnight on Sunday, March 8. Fans can cast their votes online at hobeybaker.com/vote. A second phase of fan balloting from the list of top 10 Hobey Baker finalists will begin Wednesday, March 18 and go up to Sunday, March 29. The 2026 Hobey Baker Award winner will be announced from a field of three Hobey Baker Hat Trick finalists on Friday, April 10, in Las Vegas during the NCAA Frozen Four. The award ceremony will be broadcast nationally on NHL Network and streamed live on hobeybaker.com.

► New for this season, fans can also text their vote for the 87 college hockey players nominated from 48 different NCAA Division I schools. Fans interested in utilizing the text-to-vote option can text either "26089" for Walsh or "26090" for Castagna to 844-623-9688.

JONNY-ON-THE-DOT

► Junior forward Jonathan Castagna boasts the nation's top faceoff win percentage among players with at least 200 faceoff wins, going 244-of-374 (65.2 percent). His percentage is three-and-a-half percentage points higher than St. Cloud State's Tyson Gross (61.7 percent). Castagna is one of six players this season with at least 200 wins and a success rate of at least 60.0 percent, while also having the second-highest faceoff wins per game nationally (12.84), only behind Gross' 14.08 average.

► Since Jan. 1, 2025, Castagna has won 63.4 percent of his draws (451-of-711), making him one of two active Division I players with at least 400 faceoff wins and a 60.0 percent win rate, joined by Colorado College's Klavs Veinbergs (60.8 percent, 496-of-816).

► In the Big Red's win over No. 18 Princeton on Jan. 16, Castagna won a career-high 22 faceoffs, going an impressive 22-of-29 (.733) at the faceoff circle. The 22 faceoff wins were the most by a Big Red player since Gabriel Seger '24 won 23 faceoffs in an overtime victory on Jan. 20, 2024, against No. 3 Quinnipiac. It was the most faceoff wins by a Cornell player in a game ending in regulation since Sean Collins '12 also went 22-for-29 against Ferris State on March 24, 2012, in the Midwest Regional Final of the 2012 NCAA Tournament in Green Bay, Wis.

► Castagna's faceoff wins matched Bowling Green's Jaden Grant (Oct. 31, vs. Bemidji State) and Veinbergs (Nov. 29, vs. Providence) for the most in Division I hockey this season. He has won at least 13 faceoffs in 10 games this season, tied with Veinbergs, Dartmouth's Hank Cleaves and Michigan's T.J. Hughes for the fifth-most games with at least 13 faceoff wins this season. Only Gross (14), Western Michigan's Owen Michaels (13), Army's Barron Woodring and Michigan State's Charlie Stramel (12 each) have more such games.

► Since his freshman year in 2023-24, Castagna's 59.3 percent faceoff win rate (754-of-1271) is second among all active players with at least 500 faceoff wins, trailing Veinbergs (693-of-1167, 59.4 percent) by six ten-thousandths of a percentage point.

NCAA LEADERS

PLAYERS WITH MULTIPLE GWG, PPG & SHG

This Season (as of 1/28/26)

PLAYER	SCHOOL	GW	PP	SH
► Jonathan Castagna	Cornell	2	2	3
Jack Harvey	Boston Univ.	2	3	2
Dylan James	North Dakota	2	6	2
Nathan Pilling	St. Thomas	2	2	3
Max Plante	Minn. Duluth	5	8	2
Lucas Van Vliet	St. Thomas	3	5	2

NCAA LEADERS

TOP FACEOFF WIN PERCENTAGES (Min. 200 FOW)

This Season (as of 1/28/26)

PLAYER	TEAM	FO%
► Jonathan Castagna	Cornell	.6524
Klavs Veinbergs	Colo. College	.6173
Victor Czerneckianair	Quinnipiac	.6152
Tyson Gross	St. Cloud State	.6151
Owen Michaels	Western Mich.	.6082
Ellis Rickwood	North Dakota	.6081

FACEOFF WINS PER GAME THIS SEASON

This Season (as of 1/28/26)

PLAYER	SCHOOL	FW/G
Tyson Gross	St. Cloud State	14.077
► Jonathan Castagna	Cornell	12.842
Charlie Stramel	Michigan State	12.583
Klavs Veinbergs	Colo. College	12.500
Gavin Morrissey	Wisconsin	12.381
Owen Michaels	Western Mich.	12.292
Hank Cleaves	Dartmouth	12.190

MOST FACEOFF WINS IN SINGLE GAME

This Season (as of 1/28/26)

PLAYER	TEAM	FOW
► Jonathan Castagna	Cornell	22
Klavs Veinbergs	Colorado College	22*
Jaden Grant	Bowling Green	22*
Klavs Veinbergs	Colorado College	21
Giovanni Morneau	Lindenwood	21

NOTE: * - denotes game ended in overtime

NCAA RANKINGS

USCHO.com Poll (as of 1/26/26)

Bold denotes Cornell opponent in 2025-26

SCHOOL	RECORD	LAST	PTS
1. Michigan (48)	20-4-0	1	996
2. Michigan State (1)	19-5-0	2	942
3. Western Michigan (1)	18-6-0	3	877
4. North Dakota	20-6-0	4	850
5. Penn State	18-6-0	8	797
6. Quinnipiac	19-5-2	6	668
7. Minnesota Duluth	17-9-0	7	666
8. Wisconsin	15-7-2	5	644
9. Providence	15-7-2	11	631
10. Cornell	14-5-0	12	526
11. Denver	14-11-2	9	511
12. UConn	15-7-3	13	474
13. Boston College	13-8-1	15	356
14. Dartmouth	14-6-1	10	355
15. St. Thomas	16-7-3	16	330
16. Augustana	16-7-3	14	247
17. Maine	14-9-2	17	221
18. Minnesota State	13-8-5	20	120
19. Michigan Tech	17-9-2	19	72
20. St. Cloud State	13-13-0	RV	57

Receiving votes: UMass (38), Boston University (36), Harvard (26), Union (16), Bentley (14), Bowling Green (11), Northeastern (8), Miami (3), Arizona State (2), Bemidji State (2), RIT (2), Colorado College (1), Princeton (1)

USA Hockey Poll (as of 1/26/26)

Bold denotes Cornell opponent in 2025-26

SCHOOL	RECORD	LAST	PTS
1. Michigan (34)	20-4-0	1	680
2. Michigan State	19-5-0	2	640
3. Western Michigan	18-6-0	3	603
4. North Dakota	20-6-0	4	575
5. Penn State	18-6-0	8	534
6. Quinnipiac	19-5-2	7	470
7. Wisconsin	15-7-2	5	453
8. Minnesota Duluth	17-9-0	6	442
9. Providence	15-7-2	11	431
10. Cornell	14-5-0	12	368
11. Denver	14-11-2	9	357
12. UConn	15-7-3	13	313
13. Dartmouth	14-6-1	10	280
14. Boston College	13-8-1	T-14	238
15. St. Thomas	16-7-3	16	194
16. Augustana	16-7-3	T-14	169
17. Maine	14-9-2	17	142
18. Minnesota State	13-8-5	20	98
19. St. Cloud State	13-13-0	RV	42
20. Michigan Tech	17-9-2	19	33

Receiving votes: Boston University (20), UMass (15), Harvard (14), Bowling Green (10), Union (7), Princeton (3), Bemidji State (2), Northeastern (2), RIT (2), Arizona State (1), Bentley (1), Miami (1)

(BIG) RED MEANS STOP

► Cornell enters this weekend with the second-best scoring defense in Division I, allowing just 1.842 goals per game. The Big Red and Michigan State (1.750) are the only two programs in the nation averaging under two goals allowed per game.

► Cornell's defensive excellence has been a consistent hallmark of the program, having finished in the top 12 nationally in scoring defense in each of the past eight seasons — the longest active streak in Division I. The Big Red have ranked in the top 12 in 10 of the last 11 seasons overall.

► Since 2014-15, Cornell has averaged 1.976 goals allowed per game, joining Minnesota State (1.914) as the only Division I programs under 2.00 in that span. The Big Red haven't allowed 100 goals in a season since 1997-98, a 26-year streak twice as long as any other active run in the nation (Minnesota State and Providence each at 13 seasons).

ALEXIS-CELLENCE BETWEEN THE PIPES

► Freshman goaltender **ALEXIS COURNOYER** has been stellar through his first 15 collegiate games, posting an 11-4-0 record with a 1.82 goals-against average and .925 save percentage. Among Division I goaltenders who have played at least 33 percent of their team's minutes, Cournoyer ranks fifth nationally in goals-against average and 14th in save percentage.

► Cournoyer is one of seven goaltenders in Cornell's modern era (since 1957-58) to register at least 11 wins in his first 15 career appearances.

► Since 2005-06, Cournoyer is one of four Cornell goaltenders to post a sub-2.00 goals-against average in his first 15 career games. The 1.82 goals-against average posted by Cournoyer trails **IAN SHANE** '25 (1.54, 2021-22), **MITCH GILLAM** '17 (1.56, 2013-15) and **MATTHEW GALAJDA** (1.78, 2017-18).

NO BIG NIGHTS ALLOWED

► Cornell enters this weekend as one of just two Division I programs that have yet to allow a three-point game by an opposing player this season, joined by UConn.

► Entering this weekend, the Big Red have not allowed an opponent to register a three-point game in 29 consecutive contests, dating back to when Clarkson's Ayrton Martino (1-2—3) factored on all three Golden Knights' goals in a 3-1 win over the Big Red at Lynah Rink on Feb. 21, 2025, in Ithaca, N.Y.

► The 29-game streak by Cornell is the second-longest in Division I hockey and one of three streaks spanning 20-plus games. It trails UConn's 36-game streak (since Feb. 8, 2025) and is ahead of Michigan State's 23-game streak (since Oct. 9, 2025).

► So far this season, Cornell has allowed just eight of the 2,258 multi-point games in Division I hockey, four fewer than Michigan State (12).

POWER (PLAY) SURGE

► Despite being held without a power-play goal in its last three games and nine power-play opportunities, Cornell's power play still ranks as one of the best in the nation, converting at a 25.4 percent clip, ranking eighth nationally and first among ECAC Hockey programs. The Big Red lead the conference by nearly two percentage points over Quinnipiac (23.5 percent, 14th nationally).

► Since Nov. 14, Cornell has converted at a 29.2 percent clip (14-for-48), which ranks fifth nationally and has scored 14 of its 16 power-play goals on the season during that span.

► The Big Red's turnaround on the power play from last season has been dramatic, with Cornell already matching last year's power-play goal total (16) in 20 fewer games (16). Last year, the Big Red converted on just 14.7 percent of its power plays (16-for-109).

NCAA LEADERS

GOALS AGAINST PER GAME LEADERS

This Season (as of 1/28/26)

SCHOOL	GP	GA	GAA
Michigan State	24	42	1.750
► Cornell	19	35	1.842
Augustana	26	54	2.077
Michigan	24	50	2.083
Dartmouth	21	45	2.143

CORNELL RECORD BOOK

MOST WINS IN FIRST 15 CAREER GAMES

Cornell Program History

PLAYER	SEASON(S)	WINS
Ken Dryden	1966-67	14
Brian Cropper	1968-70	12
Dave LeNeveu	2001-02	12
Brian Hayward	1978-79	11
Corrie D'Alessio	1987-88	11
Matthew Galajda	2017-18	11
► Alexis Cournoyer	2025-26	11

NCAA LEADERS

FEWEST MULTI-POINT GAMES ALLOWED

This Season (as of 1/28/26)

TEAM(S)	MPGA
► Cornell	8
Michigan State	12
Quinnipiac	15
Michigan	16
North Dakota	20

FEWEST THREE-POINT GAMES ALLOWED

This Season (as of 1/28/26)

TEAM(S)	TPGA
► Cornell, UConn	0
Augustana, Boston College, Michigan State, Princeton	1
Minnesota State, Northeastern, Union	2

NCAA LEADERS

TOP POWER-PLAY PERCENTAGES

Since Nov. 14 (as of 1/28/26)

TEAM	PPG	PPO	PP%
Minnesota	14	37	.378
Minnesota Duluth	17	48	.354
North Dakota	16	54	.296
Boston College	12	41	.293
► Cornell	14	48	.292
Long Island	15	53	.283

NPI RANKINGS

NCAA PERCENTAGE INDEX (as of 1/26/26)
Bold denotes Cornell opponent in 2025-26

SCHOOL	RECORD	NPI	WW%
1. Michigan	20-4-0	60.386	.788
2. Michigan State	19-5-0	59.005	.765
3. North Dakota	20-6-0	58.476	.771
4. Penn State	18-6-0	58.434	.750
5. Western Michigan	18-6-0	58.296	.719
6. Minnesota Duluth	17-9-0	56.767	.665
7. Providence	15-7-2	56.508	.667
8. Quinnipiac	19-5-2	55.880	.725
9. Cornell	14-5-0	55.824	.705
10. Wisconsin	15-7-2	55.594	.605
11. St. Thomas	16-7-3	55.400	.669
12. Dartmouth	14-6-1	55.352	.724
13. Denver	14-11-2	55.235	.588
14. Boston College	13-8-1	54.462	.628
15. UConn	15-7-3	54.215	.621
16. Augustana	16-7-3	53.724	.669
17. St. Cloud State	13-13-0	53.471	.530
18. Minnesota State	13-8-5	53.296	.606
19. Harvard	11-8-1	53.197	.590
20. Bowling Green	14-6-4	52.946	.661
21. UMass	14-10-0	52.894	.563
22. Boston University	12-12-1	52.713	.510
23. Maine	14-9-2	52.639	.534
24. Michigan Tech	17-9-2	52.558	.643
25. Miami	14-8-2	52.109	.560
26. Bentley	13-7-4	51.957	.623
27. Northeastern	12-11-0	51.910	.529
28. Arizona State	12-13-1	51.738	.429
29. Princeton	11-8-1	51.613	.584
30. LIU	9-12-1	51.583	.554
31. Merrimack	12-12-0	51.528	.508
32. Ohio State	8-13-1	51.342	.439
33. Sacred Heart	13-8-3	51.155	.564
34. Union	15-8-2	51.123	.595
35. Colorado College	10-11-3	51.069	.448
36. Lindenwood	12-12-0	50.940	.519
37. Canisius	13-9-2	50.904	.579
38. New Hampshire	11-12-0	50.823	.452
39. RIT	14-11-1	50.721	.552
40. Clarkson	11-13-2	50.589	.476
41. Minnesota	8-16-1	50.492	.339
42. Air Force	11-11-2	50.327	.494
43. Omaha	9-17-0	49.680	.354
44. Holy Cross	11-11-2	49.488	.500
45. Colgate	9-13-2	49.080	.414
46. Bemidji State	9-14-3	49.010	.388
47. Army	9-11-5	48.732	.466
48. UMass Lowell	9-16-0	48.569	.383
49. Alaska	7-14-2	48.547	.355
50. Vermont	9-14-0	48.431	.377
51. Lake Superior State	9-16-1	48.147	.403
52. Yale	7-13-0	46.785	.344
53. Robert Morris	7-15-2	46.770	.388
54. Notre Dame	5-18-1	46.450	.223
55. RPI	6-18-0	45.092	.285
56. Ferris State	4-22-0	44.249	.162
57. Brown	4-16-0	44.073	.252
58. Niagara	7-15-1	44.066	.299
59. Stonehill	5-16-2	43.791	.263
60. Northern Michigan	2-24-0	43.197	.138
61. Alaska Anchorage	3-18-1	42.990	.209
62. St. Lawrence	3-20-3	41.425	.171
63. Mercyhurst	3-20-1	41.055	.141

FRESH IMPACT

► Cornell's 12-player freshman class has made an immediate impression this season, combining for 68 of the Big Red's 173 points this season (39.3 percent). The Big Red are one of just eight Division I programs — four of which are from ECAC Hockey — that are receiving at least 39 percent of its offensive production from first-year players.

► The Big Red have the sixth-highest percentage of goals scored by freshmen in Division I this season (43.8 percent — 28-of-64).

► Six Cornell freshmen have scored at least three goals this season: **CATON RYAN** (six), **GIO DIGIULIAN**, **REEGAN HISCOCK** and **AIDEN LONG** (five each), **XAVIER VEILLEUX** (four) and **CHASE PIRTLE** (three). The Big Red are tied with Michigan Tech for the second-most freshmen with three-plus goals, trailing only Arizona State (seven), and is one of five programs with four first-years with at least five goals, joining Lindenwood, Michigan, Quinnipiac and RIT.

► This season marks just the second time in program history — and second instance in the last three seasons — Cornell has had at least six freshmen score three or more goals in a season, joining the 2023-24 squad (**RYAN WALSH** — 12; **JONATHAN CASTAGNA** — 11; **LUKE DEVLIN** — six; **BEN ROBERTSON** — five; **JAKE KRAFT** — four; **GEORGE FEGARAS** — three).

OFF TO A GOOD START

► First-year head coach **CASEY JONES** '90 has Cornell off to an impressive 14-5-0 start, the team's best 19-game start to a season since 2021-22, when it went 13-4-2.

► It is the 15th time overall and first since the 2019-20 season (14-1-4, .842) that Cornell has at least 14 wins through its first 19 games in a season.

► Jones' .737 win percentage through his first 19 games as Cornell's head coach is tied with **TALBOT HUNTER** (1909-11) and **BRIAN MCCUTCHEON** '71 for the second-best start in program history. Both Hunter and McCutcheon also had 14-5-0 records to begin their head coaching tenures. Only **DICK BERTRAND** '70, who started with a 16-3-0 (.842) record in 1970-71, has a better win percentage through 19 games.

► A sweep of Yale and Brown this weekend would give Jones the second-best win percentage by a Big Red head coach in his first 21 games, trailing only Bertrand's 18-3-0 (.857) mark. Jones would also become one of three Big Red head coaches with a win percentage of at least .700 through his first 21 career games coached, also joining McCutcheon (15-6-0, .714).

► Among the 11 Division I programs playing under first-year head coaches this season, Cornell's .737 win percentage through 19 games trails only North Dakota (15-4-0, .789) for the highest mark. Michigan Tech (11-6-2, .632) and RIT (11-8-0, .579) are the other programs with winning records through their first 19 games under new leadership.

MODEL OF CONSISTENCY

► With its next victory, Cornell will extend its streak of having at least a 10-win season in ECAC Hockey play for a ninth consecutive season, remaining as the third-longest streak in program history behind spans of 19 seasons (1964-83) and 13 seasons (1999-2012).

► A win Friday would mark the 15th time in program history the Big Red have won its 10th conference game by the 13th conference game and would be the quickest to 10 conference wins since 2022-23 (10-3-0). It would also be Cornell's 25th time since **MIKE SCHAFER** '86 became head coach in 1995-96 that it recorded at least 10 conference wins.

► Should Cornell sweep this weekend's road trip, it would give the Big Red 11 conference wins by its 14th conference game for the first time since 2017-18 (11-1-1).

► The Big Red's active streak is tied for the fourth-longest in Division I with North Dakota and Quinnipiac and trails Minnesota State (14 seasons), Boston University (11) and Western Michigan (10).

NCAA LEADERS

TOP POINT PRODUCTION FROM FIRST-YEARS
Division I Hockey (as of 1/26/26)

PROGRAM	FPTS	TPTS	FP%
St. Lawrence	70	157	44.6%
Miami	92	213	43.2%
Mercyhurst	37	89	41.6%
Providence	83	202	41.1%
Merrimack	77	194	39.7%
► Cornell	68	173	39.3%
Clarkson	78	199	39.2%

TOP GOAL PRODUCTION FROM FIRST-YEARS
Division I Hockey (as of 1/26/26)

PROGRAM	FG	TG	FG%
St. Lawrence	31	56	55.4%
Lindenwood	39	85	45.9%
RIT	31	70	44.3%
Michigan State	37	84	44.0%
Quinnipiac	46	105	43.8%
► Cornell	28	64	43.8%
Maine	38	89	42.7%

CORNELL RECORD BOOK

BEST 19-GAME STARTS BY HEAD COACH
Cornell Program History

COACH	SEASON(S)	REC.	W%
Dick Bertrand	1970-71	16-3-0	.842
Talbot Hunter	1909-11	14-5-0	.737
Brian McCutcheon	1987-88	14-5-0	.737
► Casey Jones	2025-26	14-5-0	.737
Ned Harkness	1963-64	11-7-1	.605
Lou Reycroft	1982-83	9-7-3	.553
Mike Schafer	1995-96	9-7-3	.553

NCAA LEADERS

ACTIVE STREAKS WITH 10+ CONFERENCE WINS
Division I Programs (as of 1/26/26)

SCHOOL	STREAK	AVG. WINS
Minnesota State	13	17.57
Boston University	11	12.83
Western Michigan	10	12.70
► Cornell	8	13.22
North Dakota	8	14.38
Quinnipiac	8	14.75

CORNELL NATIONALLY...



2025-26 TEAM STATISTICS (as of 1/28/26)

	STAT	NCAA	ECAC
BLOCKED SHOTS	207	T-62nd	12th
FACEOFF WIN PERCENTAGE	.568	1st	1st
PENALTY KILL PERCENTAGE	.825	22nd	5th
POWER-PLAY PERCENTAGE	.254	8th	1st
SCORING DEFENSE	1.84	2nd	1st
SCORING MARGIN	+1.53	6th	3rd
SCORING OFFENSE	3.37	17th	4th
TOTAL ASSISTS	109	42nd	5th
PIM PER GAME	7.89	55th	9th
TOTAL POINTS	173	43rd	5th
TOTAL PIM	150	60th	10th
POWER-PLAY GOALS	16	T-32nd	5th
SHORT-HANDED GOALS	4	T-8th	T-1st
WIN PERCENTAGE	.737	7th	2nd

2025-26 INDIVIDUAL LEADERS (as of 1/28/26)

	STAT	NCAA	ECAC
ASSISTS PER GAME			
Ryan Walsh	0.68	43rd	8th
FACEOFF WINS			
Jonathan Castagna	244	T-23rd	3rd
Ryan Walsh	193	T-60th	9th
GAME-WINNING GOALS			
Charlie Major	3	T-12th	T-2nd
GOALTENDER WIN PERCENTAGE			
Alexis Cournoyer	.733	9th	3rd
GOALS-AGAINST AVERAGE			
Alexis Cournoyer	1.82	5th	3rd
GOALS PER GAME			
Jonathan Castagna	0.53	T-31st	8th
POINTS PER GAME			
Jonathan Castagna	1.05	T-40th	8th
Ryan Walsh	1.00	T-48th	T-10th
POWER-PLAY GOALS			
Xavier Veilleux	4	T-38th	T-7th
SAVE PERCENTAGE			
Alexis Cournoyer	.925	14th	3rd
SHORT-HANDED GOALS			
Jonathan Castagna	3	T-2nd	1st
Jake Kraft	1	T-20th	T-3rd

CORNELL IN THE RANKINGS

DATE	NPI	USCHO	USA
Preseason	N/A	17 (228)	16 (181)
Oct. 6	N/A	17 (177)	16 (133)
Oct. 13	N/A	18 (159)	18 (135)
Oct. 20	N/A	19 (123)	18 (109)
Oct. 27	N/A	20 (87)	20 (65)
Nov. 3	N/A	17 (160)	16 (150)
Nov. 10	N/A	20 (107)	19 (81)
Nov. 17	N/A	19 (149)	17 (155)
Nov. 24	N/A	17 (242)	16 (196)
Dec. 1	N/A	17 (183)	16 (154)
Dec. 8	14	17 (215)	15 (158)
Dec. 15	14	17 (205)	16 (158)
Dec. 29	15	17 (222)	17 (155)
Jan. 5	11	14 (328)	12 (261)
Jan. 12	9	13 (421)	12 (303)
Jan. 19	11	12 (412)	12 (299)
Jan. 26	9	10 (526)	10 (368)

NPI not officially acknowledged until after first weekend of play in December due to sample size

ON THE PLUS SIDE

► Senior forward Nick DeSantis enters this weekend with a career plus-minus rating of plus-47, tied with former Cornell and current Michigan defenseman Ben Robertson and Denver's Eric Pohlkamp for seventh among active Division I players.

► DeSantis is one of seven active Division I forwards with at least a plus-40 career rating, joining Quinnipiac's Mason Marcellus (plus-55) and Victor Czerneckianair (plus-48), Michigan State's Daniel Russell (plus-52), Boston College's Andre Gasseau (plus-44), Denver's Rieger Lorenz (plus-43) and Western Michigan's Owen Michaels (plus-41).

► Paired with junior forward Jonathan Castagna's plus-37 rating, Cornell is one of three teams with multiple forwards with plus-35 ratings or better, joining Denver (three) and Quinnipiac (two).

► DeSantis' plus-47 rating is tied with Brenden Locke '21 for fourth in program history, behind Ondrej Psenicka '25 (plus-58), Greg Miller '12 (plus-52) and Kyle Penney '25 (plus-50) since the statistic began being officially tracked in 2002-03.

AVALANCHE LOCK UP MALINSKI

► Former Cornell defenseman **SAM MALINSKI** '23 signed a four-year, \$19 million contract extension (\$4.75M AAV) with the Colorado Avalanche, the team announced Tuesday.

► Malinski has already set career highs in assists (21) and points (24) through 50 games this season while posting a plus-26 rating and averaging 16:43 of ice time per game. His plus-26 rating is tied for the seventh-highest rating by an NHL defenseman this season, alongside his teammate, Devon Toews, and Utah's Nate Schmidt.

► The 27-year-old right-shot defenseman will have a no-trade clause in the first two years of his contract, which begins next season, before moving to a 10-team no-trade list in 2028-29 and a six-team list in 2029-30.

► "Sam is a hardworking defenseman who has great skating and puck-moving ability," said Avalanche general manager Chris MacFarlane. "His commitment to the defensive side of the game has turned him into a reliable defenseman for us."

► "It's well-deserved," Avalanche head coach Jared Bednar added. "[He's] continuously getting better and better year over year, month over month. The improvement of his defensive game, for me, this year, from the start of the year even to now, for a long stretch, has been really impressive."

► Malinski has taken on an elevated role since Toews was injured in a game three weeks ago, moving from his traditional third-pairing right-side position to the top pair alongside Cale Makar on the left side. In his new role, Malinski has recorded one assist while averaging 21:03 of ice time across 25 shifts per game.

PASSING THE TORCH ON EAST HILL

► A new era has arrived on East Hill as former captain **CASEY JONES** '90 assumed head coaching duties from Cornell Athletics Hall of Fame head coach **MIKE SCHAFFER** '86, who retired after 30 years (1995-2025).

► With **CASEY JONES** '90 taking the helm of the Cornell men's hockey program from **MIKE SCHAFFER** '86, after his retirement, the 2025-26 season marks the 39th consecutive year a Cornell graduate has served as the Big Red's head coach, continuing a lineage started with the head coach whom Jones played for, **BRIAN McCUTCHEON** '71 (1987-95), and Schafer (1995-25).

► Cornell owns the second-longest active streak in Division I hockey with an alumnus as head coach, trailing only Boston University (53 years). New Hampshire (36 years) and Boston College (32 years) are the only other programs with 30-plus-year streaks.

► Since 1970-71, when **DICK BERTRAND** '70 became head coach, the Big Red have featured an alum in the position for 50 of the last 55 seasons.

NCAA LEADERS

HIGHEST CAREER PLUS-MINUS RATINGS

Active Division I Forwards (as of 1/28/25)

PLAYER	ACTIVE TEAM	+/-
Mason Marcellus	Quinnipiac	+55
Daniel Russell	Michigan State	+52
Victor Czerneckianair	Quinnipiac	+48
► Nick DeSantis	Cornell	+47
Andre Gasseau	Boston College	+44
Rieger Lorenz	Denver	+43
Owen Michaels	Western Mich.	+41
► Jonathan Castagna	Cornell	+37
Kieran Cebrian	Denver	+37
Samu Salminen	Denver	+35

NHL LEADERS

TOP PLUS-MINUS RATINGS BY DEFENSEMEN

This Season (as of 1/28/26)

PLAYER	TEAM	+/-
J.J. Moser	Tampa Bay	+37
Josh Manson	Colorado	+36
John Marino	Utah	+33
Cale Makar	Colorado	+30
Brent Burns	Colorado	+28
Mattias Samuelsson	Buffalo	+27
Devon Toews	Colorado	+26
Nate Schmidt	Utah	+26
► Sam Malinski	Colorado	+26
Esa Lindell	Dallas	+21
Jonathan Aspirot	Boston	+20
Jakob Chychrun	Washington	+20

NCAA LEADERS

ACTIVE STREAKS WITH ALUM AT HEAD COACH

Division I Hockey Programs

SCHOOL	YEARS
Boston University	53
► Cornell	39
New Hampshire	36
Boston College	32
Bemidji State	25
Harvard	22
North Dakota	22
Brown	17
Michigan State	15
UMass Lowell	15

ECAC WEEKLY HONORS

DATE	AWARD	PLAYER (SCHOOL)
Oct. 6	Forward	Jeremy Wilmer (Quinnipiac)
	Defender	Matthew Mayich (Clarkson)
	Rookie	Matthew Lansing (Quinnipiac)
Oct. 13	Goalie	Cameron Korpi (Union)
	Forward	Brandon Buhr (Union)
	Defender	Antonio Fernandez (Colgate)
Oct. 20	Rookie	Ethan Wyttenbach (Quinnipiac)
	Goalie	Cameron Korpi (Union)
	Forward	Jack Brandt (Colgate)
Oct. 27	Defender	Tyler Dunbar (Union)
	Rookie	Etienne Lessard (Union)
	Goalie	Matej Marinov (Quinnipiac)
Nov. 3	Forward	Jack Brandt (Colgate)
	Defender	Tristan Sarsland (Clarkson)
	Rookie	Markus Vidicek (Quinnipiac)
Nov. 10	Goalie	Shane Soderwall (Clarkson)
	Forward	Jaxson Ezman (Princeton)
	Defender	Eric Charpentier (Dartmouth)
Nov. 17	Rookie	Gio DiGiulian (Cornell)
	Goalie	Noah Krawchuk (RPI)
	Forward	Hayden Stovoff (Dartmouth)
Nov. 24	Defender	CJ Foley (Dartmouth)
	Rookie	Alexis Cournoyer (Cornell)
	Goalie	Noah Pak (Yale)
Nov. 3	Forward	Simon Labelle (Colgate)
	Defender	George Fegaras (Cornell)
	Rookie	Nathan Morin (Dartmouth)
Nov. 10	Goalie	Cameron Korpi (Union)
	Forward	Kai Daniells (Princeton)
	Defender	Brett Merner (Colgate)
Nov. 17	Rookie	Alexis Cournoyer (Cornell)
	Goalie	Matej Marinov (Quinnipiac)
Dec. 1	Forward	Luciano Wilson (RPI)
	Defender	CJ Foley (Dartmouth)
	Rookie	Ethan Wyttenbach (Quinnipiac)
Dec. 8	Goalie	Jack Stark (Yale)
	Forward	Hayden Stovoff (Dartmouth)
	Defender	Tyler Dunbar (Union)
Dec. 15	Rookie	Brayden Gillespie (Union)
	Goalie	Conor Callaghan (Princeton)
	Forward	Ben Muthersbaugh (Union)
Dec. 22	Defender	Tyler Dunbar (Union)
	Rookie	Nathan Morin (Dartmouth)
	Goalie	Brayden Gillespie (Union)
Dec. 29	Forward	Ryan Bottrill (Clarkson)
	Defender	Tyler Rubin (Princeton)
	Rookie	Brock Devlin (Dartmouth)
Jan. 5	Goalie	Emmett Croteau (Dartmouth)
	Forward	Victor Czerneckianair (Quinnipiac)
	Defender	Tyler Rubin (Princeton)
Jan. 12	Rookie	Aiden Long (Cornell)
	Goalie	Arthur Smith (Princeton)
	Forward	Jonathan Castagna (Cornell)
Jan. 19	Defender	Hoyt Stanley (Cornell)
	Rookie	Caton Ryan (Cornell)
	Goalie	Shane Soderwall (Clarkson)
Jan. 26	Forward	Tyler Borgula (Quinnipiac)
	Defender	Mason Langenbrunner (Harvard)
	Rookie	James Shannon (Yale)
Jan. 3	Goalie	Noah Pak (Yale)
	Forward	Jake Kraft (Cornell)
	Defender	Luke Santilli (St. Lawrence)
Jan. 10	Rookie	Rasmus Svartström (St. Lawrence)
	Goalie	Alexis Cournoyer (Cornell)

2025-26 ECAC HOCKEY STANDINGS

ECAC HOCKEY												OVERALL					
OPPONENT	PTS	GP	W	L	T	OW	OL	SW	GF	GA	GP	W	L	T	GF	GA	
Quinnipiac	28	12	10	2	0	2	0	0	53	26	26	19	5	2	105	59	
Dartmouth	27	13	8	4	1	0	1	1	49	31	21	14	6	1	78	45	
Harvard	27	14	9	5	0	0	0	0	45	41	20	11	8	1	62	58	
Cornell	26	12	9	3	0	1	0	0	38	21	19	14	5	0	64	35	
Princeton	22	12	7	5	0	0	1	0	38	28	20	11	8	1	64	53	
Colgate	18	12	6	5	1	1	0	0	36	35	24	9	13	2	62	76	
Yale	18	12	6	6	0	1	1	0	41	34	20	7	13	0	55	66	
Clarkson	17	14	5	7	2	0	0	0	37	41	26	11	13	2	74	79	
Union	17	13	5	7	1	0	0	1	32	40	25	15	8	2	88	60	
Brown	10	12	3	9	0	0	1	0	24	44	20	4	16	0	43	71	
RPI	10	12	3	9	0	0	1	0	28	45	24	6	18	0	52	88	
St. Lawrence	8	14	2	11	1	0	0	1	33	68	26	3	20	3	56	116	

IVY LEAGUE												OVERALL					
OPPONENT	PTS	GP	W	L	T	OW	OL	SW	GF	GA	GP	W	L	T	GF	GA	
Cornell	17	7	6	1	0	1	0	0	21	9	19	14	5	0	64	35	
Dartmouth	13	6	4	2	0	0	1	0	25	16	20	14	5	1	76	40	
Princeton	7	5	2	3	0	0	1	0	11	12	20	11	8	1	64	53	
Harvard	6	6	2	4	0	0	0	0	18	20	20	11	8	1	62	58	
Brown	6	6	2	4	0	0	0	0	14	24	20	4	16	0	43	71	
Yale	5	6	2	4	0	1	0	0	12	20	20	7	13	0	55	66	

LAST WEEK'S RESULTS												THIS WEEKEND'S SCHEDULE					
Friday, Jan. 23												Friday, Jan. 30					
#12 Cornell 2, #10 Dartmouth 1 (OT)												#10 Cornell at Yale, 7:00					
Bentley 4, Princeton 1												#6 Quinnipiac at St. Lawrence, 7:00					
Harvard 3, Colgate 1												Union at #14 Dartmouth, 7:00					
St. Lawrence 5, Clarkson 5 (OT)												Colgate at Brown, 7:00					
(St. Lawrence wins shootout)												Princeton at Clarkson, 7:00					
CONNECTICUT ICE												RPI at Harvard, 7:00					
New Haven, Conn.												Saturday, Jan. 31					
#6 Quinnipiac 5, Sacred Heart 1												#10 Cornell at Brown, 5:00					
#13 UConn 5, Yale 2												#6 Quinnipiac at Clarkson, 7:00					
CONNECTICUT ICE												RPI at #14 Dartmouth, 7:00					
New Haven, Conn.												Princeton at St. Lawrence, 7:00					
#13 UConn 4, #6 Quinnipiac 2												Colgate at Yale, 7:00					
Sacred Heart 3, Yale 2												Monday, Feb. 2					
												#13 Boston College vs. Harvard, 5:00					

WALSH PARTICIPATES AT SPENGLER CUP

► Junior captain **RYAN WALSH** participated in the 97th Spengler Cup with the U.S. Collegiate Selects in Davos, Switzerland, in late December. The U.S. Collegiate Selects participation in the annual tournament marked the first time a select team representing college hockey competed in the tournament.

► Walsh appeared in both of the USCS' pool play games. After being scratched for the 5-3 semifinal win over Sparta Praha, Walsh recorded a goal and assist as HC Davos claimed its tournament-leading 17th Spengler Cup title with a 6-3 championship victory. Walsh's goal came at the 13:25 mark of the first period to tie the game at 1-1, just 2:10 after Davos had opened the scoring. He added an assist on the championship game's second goal at 3:56 of the second period.

YOU FEEL THAT (NHL) DRAFT?

► Cornell has nine players drafted by NHL clubs, the program's highest total since 2005-06. Only the 1990-91 (14) and 2004-05 (10) rosters featured more NHL draft picks.

► For the first time in program history, Cornell has three draft picks selected within the first three rounds: junior forward **JONATHAN CASTAGNA** (70th overall, Utah via Arizona), sophomore defenseman **MICHAEL FISHER** (76th, San Jose) and junior defenseman **GEORGE FEGARAS** (83rd, Dallas). The Big Red previously had two players selected in the first three rounds 10 times, most recently in three of the last four seasons.

► Fisher is the highest-drafted Cornell defenseman since **SASHA POKULOK** went 14th overall to Washington in 2005, and became the first Big Red player selected by San Jose since defenseman **JOAKIM RYAN** was taken in the seventh round (198th overall) in 2012.

► Freshman goaltender **ALEXIS COURNOYER** was Cornell's lone selection in the 2025 NHL Entry Draft, taken in the fifth round (145th overall) by Montréal. He's the 13th Big Red goaltender to be drafted and the first since **DAVID LeNEVEU** in 2002 (48th overall, Phoenix).

► Entering this season, Cornell's nine NHL draft picks stood as the second-highest total among ECAC Hockey programs (Harvard — 10) and was tied with Colorado College for the 11th-most in Division I.

C

AT

Y

SERIES HISTORY

CORNELL LEADS, 95-63-10

Ithaca, N.Y. (Lynah Rink):49-16-7 (49-16-7)

New Haven, Conn. (Ingalls Rink):37-34-3 (37-27-3)

Neutral Sites:9-12-0

Casey Jones vs. Yale (at Cornell):15-8-5 (1-0-0)

SCORING RECORDS

CORNELL

Ithaca:13

COR, 13-1 (1/21/1978)

New Haven:19

COR, 19-1 (1/27/1968)

Neutral Site:5

COR, 5-3 (1/5/1986)

YALE

Ithaca:12

YALE, 12-1 (12/17/1958)

New Haven:18

YALE, 18-2 (1/19/1946)

Neutral Site:6, (2X)

Last: YALE, 6-0 (3/19/2011)

GAME-BY-GAME (SINCE 2004-05)

DATE	COR RK	YALE RK	SITE	SCORE
12/3/2004	#12		Ithaca, N.Y.	W, 6-2
2/12/2005	#5		New Haven, Conn.	W, 5-2
1/4/2005	#4		New Haven, Conn.	W, 4-2
1/28/2006	#5		Ithaca, N.Y.	T, 2-2 (OT)
11/4/2006	#12		New Haven, Conn.	W, 5-2
1/19/2007	#15		Ithaca, N.Y.	T, 2-2 (OT)
11/9/2007			New Haven, Conn.	W, 2-1
1/26/2008			Ithaca, N.Y.	T, 2-2 (OT)
1/23/2009	#3		Ithaca, N.Y.	L, 3-4
2/27/2009	#10	#11	New Haven, Conn.	L, 2-4
3/21/2009	#9	#7	Albany, N.Y.	L, 0-5
11/13/2009	#3	#12	New Haven, Conn.	L, 2-4
2/13/2010	#8	#6	Ithaca, N.Y.	L, 1-2 (OT)
11/19/2010		#5	Ithaca, N.Y.	L, 2-4
2/26/2011		#3	New Haven, Conn.	L, 1-4
3/19/2011	#20	#3	Atlantic City, N.J.	L, 0-6
11/4/2011		#9	New Haven, Conn.	W, 6-2
2/11/2012	#13		Ithaca, N.Y.	W, 4-2
1/25/2013	#18	#8	Ithaca, N.Y.	L, 2-3 (OT)
3/2/2013		#15	New Haven, Conn.	L, 1-2
11/23/2013	#18	#9	Ithaca, N.Y.	W, 2-1
1/31/2014	#11	#11	New Haven, Conn.	W, 3-2 (OT)
11/21/2014			Ithaca, N.Y.	W, 3-2
2/28/2015		#12	New Haven, Conn.	L, 0-4
11/20/2015	#18	#11	New Haven, Conn.	T, 0-0 (OT)
2/13/2016	#15	#10	Ithaca, N.Y.	L, 2-4
11/12/2016		#19	New Haven, Conn.	W, 6-3
2/11/2017	#12		Ithaca, N.Y.	T, 2-2 (OT)
1/12/2018	#4		New Haven, Conn.	T, 3-3 (OT)
2/17/2018	#4		Ithaca, N.Y.	W, 3-2
11/2/2018	#18		Ithaca, N.Y.	W, 4-2
2/16/2019	#8		New Haven, Conn.	L, 2-5
11/9/2019	#4		Ithaca, N.Y.	W, 6-2
2/21/2020	#2		New Haven, Conn.	W, 4-0
11/20/2021	#10		Ithaca, N.Y.	W, 3-0
1/15/2022	#9		New Haven, Conn.	W, 3-0
11/18/2022			Ithaca, N.Y.	W, 5-2
2/25/2023	#13		New Haven, Conn.	W, 5-1
11/3/2023	#10		New Haven, Conn.	W, 3-1
2/17/2024	#12		Ithaca, N.Y.	T, 1-1 (SOW)
11/8/2024	#6		Ithaca, N.Y.	T, 2-2 (SOL)
2/15/2025			New Haven, Conn.	W, 5-3
3/8/2025			Ithaca, N.Y.	W, 5-1
11/15/2025	#20		Ithaca, N.Y.	W, 5-2

SCOUTING YALE

► Yale enters this weekend with a 7-13-0 overall record and 6-6-0 mark in ECAC Hockey play. The Bulldogs are tied with Colgate for sixth in the conference standings.

► Since snapping its six-game losing streak on Jan. 9, Yale is tied for eighth nationally in scoring offense (4.33), powered by eight-goal performances against St. Lawrence (Jan. 9) and RPI (Jan. 16).

► Ronan O'Donnell leads Yale in goals (9) and points (17), while Donovan Frias has a team-best 11 assists — all over the Bulldogs' last eight games.

► Noah Pak (5-7-0, 2.78, .915) has started 12 of 14 games in goal, while Jack Stark (2-6-0, 3.65, .888) has eight starts in 10 appearances.

123 YEARS, 258 MILES, 168 MEETINGS

► Friday marks the 169th meeting between the Ancient Eight rivals, with Cornell assuming a 95-63-10 series edge. The Big Red have been dominant in recent years, going 13-1-4 in the last 18 matchups, including a 10-0-2 mark over the previous 12. Over the last 18 contests, Cornell is averaging 3.72 goals per game and has limited Yale to 1.78 goals per contest.

► A victory or tie Friday would be the program's longest unbeaten streak over the Bulldogs since going 12-0-4 from Nov. 30, 2001, to Jan. 26, 2008.

► The Big Red have won five straight at Ingalls Rink and are seeking its first six-game win streak in New Haven since a six-game span from March 1, 2003, to Nov. 9, 2007.

CORNELL - YALE CONNECTIONS

► Cornell's director of hockey operations **JOSH ROBINSON** and Yale interim head coach Joe Howe were teammates on the 2012-13 Idaho Steelheads ... **CHARLIE MAJOR** and Jack Stark played together on the 2022-23 Chicago Steel ... **CHASE PIRTLE** (2021-22), **TYLER CATALANO** and **WINTER WALLACE** (2020-22) all skated alongside Bayard Hall for the Youngstown Phantoms ... **DONOVAN HAMILTON** and Dylan Hunt were teammates last season with the Cedar Rapids RoughRiders and Hamilton also played with Joe Blackley at the Nichols School in Buffalo, N.Y., in 2021-22 ... **MICHAEL FISHER** and Tucker Hartmann spent two seasons (2018-20) together at the St. Mark's School ... **RYAN WALSH** was teammates with David Chen at the Salisbury School in 2020-21 ... **LUKE ASHTON** played with Seiya Tanaka-Campbell (2021-23), Jojo Tanaka-Campbell (2021-22) and Kurt Gurkan (2022-23) on the Vernon Vipers ... **XAVIER VEILLEUX** won the Clark Cup last year with Gurkan on the Muskegon Lumberjacks ... **HOYT STANLEY** and Kalen Szeto were Victoria Grizzlies teammates in 2021-22, with Szeto later playing with Pirtle and **REEGAN HISCOCK** in 2023-24 ... **AIDEN LONG** played with Braden Keeble on the 2022-23 Whitecourt Wolverines and Ronan O'Donnell on the 2023-24 Madison Capitols ... **JUSTIN KATZ** teamed up with Elan Bar-Lev-Wise on the 2021-22 West Kelowna Warriors ... **SEAN DONALDSON** (2021-22 Sioux Falls Stampede) and **PARKER MURRAY** (2022-23 Wenatchee Wild) both played alongside Micah Berger.

CORNELL PLAYERS VS. YALE

PLAYER	GP	G	A	PTS	SH	SH%	+/-	PIM	PPG	SHG	GWG	BLK	FOW	FOL	FO%
Ryan Walsh	6	5	2	7	13	.385	+2	0	2	0	1	4	80	37	.684
Nick DeSantis	8	4	1	5	10	.400	+6	6	1	0	1	5	0	0	—
Jake Kraft	6	1	4	5	10	.100	+5	4	0	0	1	1	1	1	.500
Hoyt Stanley	6	1	2	3	8	.125	+1	0	0	0	0	6	0	0	—
Tyler Catalano	5	1	1	2	8	.125	+2	2	0	0	0	0	18	13	.581
Caton Ryan	1	1	1	2	1	1.000	+1	0	0	0	0	0	0	0	—
Jonathan Castagna	5	0	2	2	9	.000	+3	4	0	0	0	3	46	28	.622
George Fegaras	5	0	2	2	7	.000	+2	6	0	0	0	1	0	0	—
Sean Donaldson	4	0	2	2	5	.000	E	2	0	0	0	0	0	0	—
Charlie Major	3	0	2	2	4	.000	E	2	0	0	0	3	6	14	.300
Winter Wallace	4	1	0	1	3	.333	E	0	0	0	0	1	0	1	.000
Luke Devlin	2	1	0	1	2	.500	+1	0	0	0	0	4	5	3	.625
Reegan Hiscock	1	1	0	1	2	.500	+1	0	0	0	0	0	0	0	—
Connor Arseneault	1	0	1	1	0	.000	+1	0	0	0	0	1	0	1	.000
Michael Fisher	1	0	1	1	0	.000	+1	0	0	0	0	0	0	0	—
Aiden Long	1	0	1	1	3	.000	E	2	0	0	0	0	0	0	—
Chase Pirtle	1	0	1	1	0	.000	E	0	0	0	0	0	0	0	—
Jack O'Brien	4	0	0	0	0	.000	+2	0	0	0	0	0	0	0	—
Luke Ashton	1	0	0	0	2	.000	+1	0	0	0	0	0	0	0	—
Gio DiGiulian	1	0	0	0	1	.000	+1	0	0	0	0	0	5	8	.385
Marian Mosko	1	0	0	0	0	.000	E	0	0	0	0	0	0	0	—
Xavier Veilleux	1	0	0	0	2	.000	E	0	0	0	0	0	0	0	—
Nicholas Wolfenberg	1	0	0	0	2	.000	+1	0	0	0	0	1	0	0	—
TOTALS	69	16	23	39	92	.174	+31	28	3	0	3	30	161	106	.603
GOALTENDER	GP	GS	W	L	T	W%	MIN	GA	GAA	SV	SV%	PPG	SHG	SHO	
Alexis Cournoyer	1	1	1	0	0	1.000	59:54	2	2.00	27	.931	0	0	0	

10 | 2025-26 BIG RED MEN'S HOCKEY

CORNELL GAME NOTES | GAMES 20-21 AT YALE / BROWN

SERIES HISTORY



SERIES HISTORY

CORNELL LEADS, 90-44-8

Ithaca, N.Y. (Lynah Rink):	49-15-4 (49-15-4)
Providence, R.I. (Meehan Auditorium):	36-26-4 (36-24-4)
Neutral Sites:	5-3-0
Casey Jones vs. Brown (at Cornell):	19-5-4 (11-0-0)

SCORING RECORDS

CORNELL		BROWN	
Ithaca:	11	Ithaca:	8
COR, 11-2 (3/7/1967)		BRWN, 8-0 (3/7/1959)	
Providence:	10	Providence:	8, (2x)
COR, 10-3 (2/18/1989)		Last: BRWN, 8-0 (2/29/1964)	
Neutral Site:	6, (2x)	Neutral Site:	9
Last: COR, 6-0 (3/22/2019)		BRWN, 9-6 (12/26/1975)	

GAME-BY-GAME (SINCE 2005-06)

COR		BRWN		SITE	SCORE
DATE	RK	RK			
11/6/2004	#12		Ithaca, N.Y.		W, 7-2
1/7/2005	#9		Providence, R.I.		W, 4-2
11/5/2005	#4		Providence, R.I.		W, 3-2 (OT)
1/27/2006	#5		Ithaca, N.Y.		W, 4-3 (OT)
11/3/2006	#12		Providence, R.I.		W, 3-2
1/20/2007	#15		Ithaca, N.Y.		L, 2-5
11/10/2007			Providence, R.I.		W, 4-1
1/25/2008			Ithaca, N.Y.		W, 4-1
1/24/2009	#3		Ithaca, N.Y.		W, 5-1
2/28/2009	#10		Providence, R.I.		W, 3-2 (OT)
11/14/2009	#3		Providence, R.I.		W, 6-0
2/12/2010	#8		Ithaca, N.Y.		W, 5-3
3/19/2010	#7		Albany, N.Y.		W, 3-0
11/20/2010			Ithaca, N.Y.		L, 2-3
2/25/2011			Providence, R.I.		L, 2-3 (OT)
11/5/2011			Providence, R.I.		L, 4-5
2/10/2012	#13		Ithaca, N.Y.		W, 5-2
1/26/2013	#18		Ithaca, N.Y.		L, 0-3
3/1/2013			Providence, R.I.		W, 4-1
11/22/2013	#18		Ithaca, N.Y.		W, 5-1
2/1/2014	#11		Providence, R.I.		W, 2-1
11/22/2014			Ithaca, N.Y.		W, 4-0
2/27/2015			Providence, R.I.		T, 3-3 (OT)
11/21/2015	#18		Providence, R.I.		W, 1-0
2/12/2016	#15		Ithaca, N.Y.		T, 3-3 (OT)
11/11/2016			Providence, R.I.		W, 4-2
2/12/2017	#12		Ithaca, N.Y.		W, 5-3
1/13/2018	#4		Providence, R.I.		W, 3-1
2/16/2018	#4		Ithaca, N.Y.		W, 2-1
11/3/2018	#18		Ithaca, N.Y.		W, 3-2
2/15/2019	#8		Providence, R.I.		T, 3-3 (OT)
3/22/2019	#10		Lake Placid, N.Y.		W, 6-0
11/8/2019	#4		Ithaca, N.Y.		W, 4-1
2/22/2020	#2		Providence, R.I.		W, 3-0
11/19/2021	#10		Ithaca, N.Y.		W, 3-2 (OT)
2/1/2022	#10		Providence, R.I.		L, 1-2
11/19/2022			Ithaca, N.Y.		W, 5-1
2/24/2023	#13		Providence, R.I.		W, 5-0
11/4/2023	#10		Providence, R.I.		W, 7-1
2/16/2024	#12		Ithaca, N.Y.		W, 3-0
11/9/2024	#6		Ithaca, N.Y.		W, 3-1
2/14/2025			Providence, R.I.		W, 6-1
11/14/2025	#20		Ithaca, N.Y.		W, 4-1

SCOUTING BROWN

- Brown (4-16-0, 3-9-0) enters this weekend's slate on a three-game losing streak, having won just once in its last 12 games (1-11-0).
- Ivan Zadvernyuk leads Brown in points (15) and assists (10), while Ben Poitras (6 goals) and Ryan St. Louis (6 goals) are tied for the team lead in goals. Tyler Shea has started 13 of 15 games in goal (2-12-0, 2.97, .919), while Fred Halyk has seven starts in eight appearances (2-4-0, 3.85, .890).
- Brown's power play ranks last in Division I at 5.8 percent (3-for-63) and hasn't scored since Nov. 22 at Yale (0-for-27). On the other end of special teams, the Bears' penalty kill ranks third-worst nationally at 70.6 percent, allowing at least one power-play goal in 17 of 20 games this season — including each of its last 10.

66 YEARS, 326 MILES, 142 MEETINGS

- Saturday marks the 143rd all-time meeting between the Ivy League rivals, with Cornell holding a 90-44-8 series lead. The Big Red have dominated in recent years, going unbeaten in 24 of the last 25 meetings (21-1-3) and outscoring Brown 88-30 during that span.
- The Big Red have limited Brown to two goals or fewer in 12 straight games; another such effort Saturday would be the fourth-longest streak against a single opponent in program history.
- Cornell has won the last seven meetings by a combined 33-5 margin and a victory Saturday would be the longest win streak in program history over Brown, besting its current seven-game streak and spans between 1988-90 and 2007-10. The Big Red have captured 11 of the last 12 contests with a plus-40 goal differential (50-10), including 10 victories by at least two goals.
- The Big Red have won three straight at Meehan Auditorium and are seeking its first four-game win streak in Providence since a six-game span from Jan. 7, 2005, to Nov. 14, 2009.

CORNELL - BROWN CONNECTIONS

► **LUKE ASHTON**, Ryan Shostak and Zackary Tonelli were teammates on the 2021-22 Vernon Vipers ... **JUSTIN KATZ** (2022-24) and **LUKE DEVLIN** (2022-23) suited up alongside Michael Salandra for the West Kelowna Warriors ... **AIDEN LONG** and Brendan Tighe were teammates on the Madison Capitols for two seasons (2023-25) ... Pirtle, **REEGAN HISCOCK** and Charlie Gollob were all members on the 2023-24 Victoria Grizzlies ... **GEORGE FEGARAS**, **XAVIER VEILLEUX** and Owen Dyer played together for the Muskegon Lumberjacks in 2022-23 ... **CATON RYAN**, **MICHAEL FISHER** and Matthew Cataldo were teammates on the last year's Penticton Vees ... **JACK O'BRIEN**, **SEAN DONALDSON** and Ethan Mistry all skated for the 2021-22 Nanaimo Clippers ... Fegaras and Jack Hewitt were teammates on the 2021-22 North York Rangers ... Tyler Shea played with both **NICK DeSANTIS** (Madison Capitols) and **PARKER MURRAY** (Wenatchee Wild) during the 2021-22 season ... **CHASE PIRTLE** and Trip Pendy spent two seasons (2019-21) together at the Delbarton School ... **RYAN WALSH** played at the Salisbury School with and Ben Poitras (2020-22) and Dean Bauchiero (2020-21).

CORNELL PLAYERS VS. BROWN

PLAYER	GP	G	A	PTS	SH	SH%	+/-	PIM	PPG	SHG	GWG	BLK	FOW	FOL	FO%
Ryan Walsh	5	6	2	8	12	.500	+9	0	0	0	2	2	52	44	.542
George Fegaras	4	1	3	4	8	.125	+7	2	0	0	0	3	0	0	—
Hoyt Stanley	5	1	2	3	9	.111	+5	2	0	0	0	4	0	0	—
Caton Ryan	1	2	0	2	4	.500	+2	0	1	0	0	0	0	0	—
Jonathan Castagna	4	1	1	2	8	.125	+1	2	0	0	0	0	33	18	.647
Winter Wallace	4	1	1	2	7	.143	+3	2	0	0	0	0	0	1	.000
Charlie Major	2	1	1	2	5	.200	+3	0	0	0	0	1	9	7	.563
Gio DiGiulian	1	1	1	2	1	1.000	+2	0	0	0	1	1	5	9	.357
Sean Donaldson	5	0	2	2	6	.000	E	2	0	0	0	2	0	0	—
Luke Devlin	3	1	0	1	4	.250	+1	2	0	0	0	1	3	4	.429
Nick DeSantis	6	0	1	1	11	.000	+6	6	0	0	0	1	0	1	.000
Jake Kraft	5	0	1	1	7	.000	+3	0	0	0	0	0	0	0	—
Michael Fisher	2	0	1	1	5	.000	+1	2	0	0	0	2	0	0	—
Luke Ashton	1	0	1	1	2	.000	E	0	0	0	0	1	0	0	—
Chase Pirtle	1	0	1	1	1	.000	+1	0	0	0	0	0	0	0	—
Xavier Veilleux	1	0	1	1	1	.000	+1	0	0	0	0	1	0	0	—
Tyler Catalano	4	0	0	0	4	.000	-1	0	0	0	0	1	18	22	.450
Jack O'Brien	2	0	0	0	0	.000	+1	0	0	0	0	0	0	0	—
Connor Arseneault	1	0	0	0	0	.000	E	2	0	0	0	0	1	1	.500
Reegan Hiscock	1	0	0	0	2	.000	-1	0	0	0	0	0	0	0	—
Aiden Long	1	0	0	0	0	.000	+1	0	0	0	0	0	0	1	.000
Marian Mosko	1	0	0	0	0	.000	E	0	0	0	0	0	0	0	—
Nicholas Wolfenbergl	1	0	0	0	0	.000	E	0	0	0	0	0	0	0	—
TOTALS	61	15	19	34	97	.155	+45	22	1	0	3	20	121	108	.528
GOALTENDER	GP	GS	W	L	T	W%	MIN	GA	GAA	SV	SV%	PPG	SHG	SHO	
Alexis Cournoyer	1	1	1	0	0	1.000	59:21	1	1.01	27	.964	0	0	0	

YEAR-BY-YEAR RESULTS

SEASON	RECORD	W%	GF	GA	+/-
1957-58	2-4-1	.357	37	48	-11
1958-59	3-10-0	.231	26	105	-79
1959-60	1-7-0	.125	17	66	-49
1960-61	3-8-0	.273	40	36	+4
1961-62	8-2-0	.800	50	20	+30
1962-63	5-4-1	.550	44	31	+13
1963-64	5-5-1	.500	35	37	-2
1964-65	11-2-0	.846	91	37	+54
1965-66	13-1-0	.929	95	22	+73
1966-67	10-1-0	.909	76	18	+58
1967-68	12-0-0	1.000	77	15	+62
1968-69	12-0-0	1.000	94	15	+79
1969-70	12-0-0	1.000	86	20	+66
1970-71	13-0-0	1.000	88	23	+65
1971-72	12-1-0	.923	95	30	+65
1972-73	14-0-1	.967	99	42	+57
1973-74	11-1-0	.917	74	40	+34
1974-75	9-3-1	.731	74	43	+31
1975-76	10-3-0	.769	82	42	+40
1976-77	14-2-0	.875	124	63	+61
1977-78	13-1-1	.900	126	51	+75
1978-79	13-3-0	.813	93	52	+41
1979-80	8-5-0	.615	67	50	+17
1980-81	12-1-0	.923	70	27	+43
1981-82	6-8-0	.429	59	47	+12
1982-83	9-1-2	.833	54	33	+21
1983-84	7-5-0	.583	49	51	-2
1984-85	11-1-1	.885	72	43	+29
1985-86	6-4-4	.571	62	54	+8
1986-87	6-6-0	.500	59	55	+4
1987-88	10-5-0	.667	69	40	+29
1988-89	9-3-0	.750	52	31	+21
1989-90	10-2-2	.786	60	37	+23
1990-91	10-3-2	.733	73	39	+34
1991-92	6-3-2	.636	35	27	+8
1992-93	4-9-0	.308	39	53	-14
1993-94	5-7-2	.429	57	59	-2
1994-95	4-4-4	.500	48	39	+9
1995-96	11-1-2	.857	75	32	+43
1996-97	10-4-2	.688	62	42	+20
1997-98	6-6-0	.500	31	29	+2
1998-99	6-7-1	.464	43	44	-1
1999-00	11-3-0	.786	57	33	+24
2000-01	7-2-4	.692	33	26	+7
2001-02	14-1-1	.906	65	27	+38
2002-03	15-0-0	1.000	68	14	+54
2003-04	7-7-5	.500	46	41	+5
2004-05	15-0-1	.969	64	18	+46
2005-06	12-3-2	.765	55	36	+19
2006-07	9-7-2	.556	54	38	+16
2007-08	10-5-2	.647	58	32	+26
2008-09	12-3-1	.781	45	21	+24
2009-10	12-3-1	.781	53	28	+25
2010-11	9-8-1	.528	52	48	+4
2011-12	10-3-2	.733	41	24	+17
2012-13	6-5-2	.538	26	25	+1
2013-14	8-5-2	.600	33	32	+1
2014-15	7-7-3	.500	35	40	-5
2015-16	9-5-2	.625	46	39	+7
2016-17	9-4-3	.656	42	38	+4
2017-18	15-2-0	.882	62	24	+38
2018-19	12-6-0	.667	60	35	+25
2019-20	11-0-2	.923	50	19	+31
2020-21	— NO SEASON (COVID-19 PANDEMIC) —				
2021-22	9-4-3	.656	50	31	+19
2022-23	12-3-1	.781	56	26	+30
2023-24	10-3-2	.733	51	26	+25
2024-25	9-4-1	.679	45	29	+16
2025-26	11-1-0	.917	47	21	+26
TOTALS	633-237-73	.710	4053	2459	+1594



If you've never been to a Big Red hockey game at Cornell's Lynah Rink, there are quite a few things you've never experienced. You've never camped in line to get season tickets and ensure your spot as one of the raucous and devoted "Lynah Faithful." But most importantly, if you've never been to Lynah, you've never experienced all the best that college hockey offers.

Lynah Rink, which enters its 68th year serving as the home of Big Red hockey this season, was formally dedicated on April 6, 1957, a month after its opening to the public on March 4, 1957. The facility, which was built following a \$500,000 anonymous donation (approximately \$5.59 million in 2024), honors the late **JAMES LYNAB '05**, who served as the director of athletics at Cornell from 1935-43.

The donation to build Lynah Rink resurrected the Cornell hockey program following a 10-year hiatus, ensuring hockey returned as a varsity sport for the 1957-58 season.

Cornell began sponsoring hockey as a varsity sport with the 1900-01 season, which featured all Big Red home games played on the university's outdoor rink on Beebe Lake. Due to a series of abnormally mild winters, the program was left — literally — on thin ice, causing Cornell to drop the program entirely after the 1947-48 campaign.

Since its opening in March of 1957, Lynah Rink has received numerous face-lifts since hosting its inaugural event on March 21, 1957, a 7-3 victory for the NHL's New York Rangers in an exhibiton against the Rochester Americans of the American Hockey League (AHL). Hockey Hall of Fame goaltender Gump Worsley stopped 44 shots in the victory for the Rangers.

Among the renovations, Cornell spent nearly \$1 million in the summer of 2000, to replace the rink floor, drainage system, frost protection and refrigeration piping, and adding new boards and seamless glass.

During the summer of 2006, a 16,700-square-foot expansion added new locker rooms, coaches offices, study lounges, new athletic training space, and approximately 450 new seats in the seating bowl.

Over last season's winter break, updated Cornell branding on the façade and south concourse brought a more modern look to the facility.

Though many physical aspects of Lynah Rink have changed over time, the crowd remains constant. Lynah Rink can hold 4,267 boisterous Cornell hockey fans, who provide unwavering support for the Big Red while creating an unparalleled atmosphere in college hockey.

Although many rinks in the nation are bigger in capacity, few are known to be louder. The Cornell fans, aptly named the "Lynah Faithful," stream into every home contest, making themselves as much a part of the game as the players do. Whether they're cheering for the Big Red or joining the pep band in their rendition of "Give My Regards to Davy," the Lynah Faithful reaffirms the old saying, "There's no place like home."

Since the doors opened on Lynah Rink, the Cornell men's hockey program has won a pair of NCAA Division I men's hockey championships in 1967 and 1970, garnering an ECAC Hockey-record 13 tournament championships (1967-70, 1973, 1980, 1986, 1996-97, 2003, 2005, 2010, 2024) and 26 Ivy League titles, 22 of which have been won outright.

NCAA HISTORY

TOP DIVISION I HOME WIN PERCENTAGES
Since 1995-96 Season (as of 1/28/26)

TEAM	RECORD	W%
Michigan	411-127-38	.7465
Quinnipiac	342-109-42	.7363
North Dakota	421-143-58	.7235
Boston College	339-123-41	.7147
▶ Cornell	303-112-48	.7063
Denver	415-158-50	.7063
Minnesota	409-174-53	.6847
Maine	334-149-56	.6716
Boston University	325-150-55	.6651
Minnesota State	341-160-55	.6628



CASEY JONES '90

1ST SEASON AS CORNELL HEAD COACH

Years at Cornell: 7th Season; 2nd Season of Third Stint
College: Cornell '90

CASEY JONES '90 is entering his first season as the Jay R. Bloom '77 Head Coach of Cornell Men's Ice Hockey, taking over for Cornell Athletics Hall of Fame head coach **MIKE SCHAFFER** '86, who retired after spending a program-record 30 seasons as the Big Red's head coach (1995-25).

Officially the 13th head coach in Cornell program history, Jones is entering the second season of his third stint on the Big Red coaching staff, having served as an assistant coach (1991-93) and associate head coach between 2008-11 in addition to last season.

Returning to East Hill following a 13-year tenure at fellow ECAC Hockey rival Clarkson (2012-24), Jones amassed a record of 234-185-56 (.552) with the Golden Knights, which included him winning the Tim Taylor Award, ECAC Hockey's Coach of the Year, in 2019.

While at Clarkson, the Golden Knights registered six 20-win seasons, four of which came during a five-year stretch between 2015 and 2020. Clarkson, who finished within the top 16 in pairwise ranking for five consecutive seasons (2017-22), made a pair of NCAA Tournaments in 2018 and 2019, and was poised for a third consecutive trip in 2020 before the COVID-19 pandemic halted those aspirations. The Golden Knights made the ECAC Hockey semifinals on three occasions (2018, 2019, 2022) under Jones, which included claiming the 2019 ECAC Hockey Tournament title.

Prior to his first head coaching appointment, Jones returned to Cornell for a three-year stint, serving as an associate head coach from 2008-11. The Big Red appeared in two NCAA Tournaments and won the 2010 ECAC Hockey Championship title while Jones was on staff, where the Big Red posted a 59-34-11 (.620) record and 38-20-8 (.636) mark in ECAC Hockey contests.

Jones returned to East Hill after coaching at Ohio State for 13 seasons (1995-2008) on John Markell's staff, serving as an assistant coach for nine years (1995-2004) before being elevated to associate head coach for his remaining four years with the Buckeyes. While at Ohio State, Jones served as the program's recruiting coordinator, aiding in the recruitment of 20 NHL draft picks — including a trio of first-round picks in R.J. Umberger (16th overall in 2001), Dave Steckel (30th overall in 2001), and Ryan Kesler (23rd overall in 2003).

Known for being a staunch recruiter, the Buckeyes earned five NCAA Tournament appearances, highlighted by a trip to the 1998 Frozen Four, where Ohio State fell to Boston College in the national semifinal. Ohio State won one Central Collegiate Hockey Association (CCHA) Super Six title in 2004, defeating Michigan for the program's first CCHA championship in 32 years.

One year following his graduation from Cornell in 1990 with a degree in business management, Jones found his spot on Cornell's bench, serving as an assistant coach under **BRIAN McCUTCHEON**, the head coach whom he played for. Jones spent two seasons on McCutcheon's staff from 1991-93 before making the move north to Clarkson for a two-year stint as an assistant on Mark Morris' staff from 1993-95. While with the Golden Knights, Clarkson generated a 43-19-9 (.669) record, winning the 1995 ECAC Hockey Championship title to clinch the league's automatic berth into the NCAA Tournament.

A standout centerman for the Big Red between 1986 and 1990, Jones accrued 112 points (30 goals, 82 assists) in 110 career games for Cornell, highlighted by registering 30-point seasons as a sophomore in 1987-88 (10-22—32) and a junior in 1988-89 (8-27—35). Jones also served as a captain during his senior season.

Following his freshman season at Cornell, Jones was drafted by the Boston Bruins in the 10th round (203rd overall) of the 1987 NHL Entry Draft.

Originally from Témiscaming, Québec, Jones is married to his wife, Kimberlee, a Cornell alumna, and has two children, Gabi and Bryan.

THE JONES FILE

COACHING EXPERIENCE

1991-93	Cornell (Assistant Coach)
1994-95	Clarkson (Assistant Coach)
1995-04	Ohio State (Assistant Coach)
2004-08	Ohio State (Associate Head Coach)
2008-11	Cornell (Associate Head Coach)
2011-23	Clarkson (Head Coach)
2024-25	Cornell (Associate Head Coach)
2025-Pres.	Cornell (Head Coach)

PLAYING EXPERIENCE

1986-90	Cornell
---------	---------

EDUCATION

Cornell University
B.A., Business Management & Marketing, 1990

COACHING CAREER

SEASON	RECORD	W%	CONF.	W%
CLARKSON (2011 - 2023)				
2011-12	16-17-6	.487	9-9-4	.500
2012-13	9-20-7	.347	8-11-3	.432
2013-14	21-17-4	.548	11-9-2	.545
2014-15	12-20-5	.392	8-11-3	.432
2015-16	20-15-3	.566	10-9-3	.523
2016-17	18-16-5	.526	10-9-3	.523
2017-18	23-11-6	.650	12-5-5	.659
2018-19	26-11-2	.692	13-7-2	.636
2019-20	23-8-3	.721	16-5-1	.750
2020-21	11-7-4	.591	6-4-4	.571
2021-22	21-10-6	.649	14-4-4	.727
2022-23	16-17-4	.486	9-10-3	.477
2023-24	18-16-1	.529	12-9-1	.568
TOTALS	234-185-56	.552	138-102-38	.565
CORNELL (2025 - PRESENT)				
2025-26	14-5-0	.737	9-3-0	.750
TOTALS	14-5-0	.737	9-3-0	.750
OVERALL	248-190-56	.559	147-105-38	.572

CORNELL'S RECORD UNDER JONES

CATEGORY	2025-26	UNDER JONES	STREAK	CATEGORY	2025-26	UNDER JONES	STREAK	CATEGORY	2025-26	UNDER JONES	STREAK
Overall	14-5-0	14-5-0	Won 2	Cornell Scores First	10-0-0	10-0-0	Won 10	Leads after 1st period	6-0-0	6-0-0	Won 6
ECAC Hockey Game	9-3-0	9-3-0	Won 2	Opponent Scores First	4-5-0	4-5-0	Won 1	Trails after 1st period	3-3-0	3-3-0	Won 1
Ivy League Game	6-1-0	6-1-0	Won 5	When Shutout	0-0-0	0-0-0	—	Tied after 1st period	5-2-0	5-2-0	Won 2
Non-Conference Game	5-2-0	5-2-0	Won 4	Scores One Goal	0-5-0	0-5-0	Lost 5	Leads after 2nd period	9-0-0	9-0-0	Won 9
Home	11-1-0	11-1-0	Won 2	Scores Two Goals	3-0-0	3-0-0	Won 3	Trails after 2nd period	1-2-0	1-2-0	Lost 1
Away	3-3-0	3-3-0	Won 1	Scores Three Goals	3-0-0	3-0-0	Won 3	Tied after 2nd period	4-3-0	4-3-0	Won 3
Neutral Site	0-1-0	0-1-0	Lost 1	Scores Four Goals	2-0-0	2-0-0	Won 2	Outshoots Opponent	10-3-0	10-3-0	Won 7
October	0-1-0	0-1-0	Lost 1	Scores 5+ Goals	6-0-0	6-0-0	Won 6	Outshot by Opponent	4-2-0	4-2-0	Lost 1
November	6-2-0	6-2-0	Lost 1	Shutout Opponent	0-0-0	0-0-0	—	Tied in Shots	0-0-0	0-0-0	—
December	1-1-0	1-1-0	Won 1	Allows One Goal	9-0-0	9-0-0	Won 9	In Overtime	1-0-0	1-0-0	Won 1
January	7-1-0	7-1-0	Won 2	Allows Two Goals	4-3-0	4-3-0	Won 3	In Shootouts	0-0-0	0-0-0	—
February	0-0-0	0-0-0	—	Allows Three Goals	0-0-0	0-0-0	—	vs. Ranked Opponents	4-3-0	4-3-0	Won 1
March	0-0-0	0-0-0	—	Allows Four Goals	1-2-0	1-2-0	Lost 1				
April	0-0-0	0-0-0	—	Allows 5+ Goals	0-0-0	0-0-0	—				

KEN DRYDEN

1947-2025

KEN DRYDEN '69, the legendary Cornell men's hockey goaltender who still holds the program record for career wins (76) and backstopped the Big Red to its first national championship in 1967, died Sept. 5, after a courageous battle with cancer. He was 78.

"KEN DRYDEN was not only one of the greatest goaltenders in the history of hockey, but also a symbol of excellence, intellect, and leadership who represented Cornell with unmatched distinction," said Dr. **NICKI MOORE**, Cornell's Meakem & Smith Director of Athletics & Physical Education. "His impact on the game, on our university, and in communities throughout his homeland in Canada will endure far beyond the ice. Cornell Athletics & Physical Education mourns his passing, and we extend our deepest condolences to his family, friends, and all who were inspired by his extraordinary life."

"KEN DRYDEN was the quintessential student-athlete," added **CASEY JONES** '90, the current Jay R. Bloom '77 Head Coach of Cornell Men's Ice Hockey. "He was a great ambassador for Cornell and hockey in general. Our thoughts are with his family and friends."

"Intelligent, classy, articulate, kind, athletic, and thoughtful are just a few characteristics that come to mind," stated former Cornell men's hockey head coach **MIKE SCHAFER** '86. "KEN DRYDEN was a legend and a trailblazer in the sport of hockey. Cornell University, Cornell Hockey, the Montréal Canadiens, and the hockey community have lost one of the greatest ambassadors for our sport. Our thoughts go out to his family, and especially his wife, Lynda."

At Cornell, Dryden compiled a remarkable 76-4-1 record with a 1.59 goals-against average and .939 save percentage, while leading the Big Red to the first three of its four consecutive ECAC Hockey Tournament titles (1967-69), two ECAC Hockey regular-season championships (1968 and 1969), and the 1967 NCAA title. His career goals-against average and save percentage still rank second in program history among eligible goaltenders.

After graduating from Cornell in 1969 with a degree in history, Dryden launched an extraordinary eight-year NHL career with the Montréal Canadiens. He won six Stanley Cups, five Vezina Trophies, the Conn Smythe Trophy in 1971 as the Stanley Cup Playoffs' MVP, and the Calder Trophy in 1972 as the league's Rookie of the Year.

In 1973, Dryden earned the first of his five Vezina Trophies after leading the league in wins (33), goals-against average (2.26), and save percentage (.926). He remains one of four goaltenders in NHL history to win the award at least five times, alongside Jacques Plante (seven), Bill Durnan (six), and Dominik Hasek (six).

Dryden stepped away from hockey for the 1973-74 season, briefly retiring while earning a law degree from McGill University and working at a Toronto law firm, before returning to the Canadiens in 1974. Over the next five seasons, he anchored one of the NHL's most dominant dynasties, guiding the Canadiens to four straight Stanley Cups (1976-79) and capturing the Vezina Trophy each year. During that stretch, he posted a 150-33-30 record with a 2.13 goals-against average, .920 save percentage, and 28 shutouts.

"From the moment **KEN DRYDEN** joined Montréal as a 23-year-old rookie in 1971, he made an immediate and lasting impact on the NHL, the Canadiens franchise, and the goaltending position," said NHL Commissioner and fellow Cornell alumnus **GARY BETTMAN** '74 in a statement. "After playing six regular-season games during that first year, Ken proceeded to lead his team to a Stanley Cup while winning the Conn Smythe Trophy as the playoffs' most valuable player. It is almost incomprehensible to believe that he accomplished all of that the year prior to winning the Calder Memorial Trophy as the League's best rookie in 1971-72.

"Ken's early success was only a harbinger of what was to come. In eight years with the Canadiens, Ken would lead a team filled with future Hall of Famers to six Stanley Cup championships, quickly becoming a beloved figure in his adopted hometown of Montréal. He won five Vezina Trophies as the League's top goaltender, including four consecutive awards from 1975-76 to 1978-79. Named as a member of the League's Greatest 100, he was the NHL's dominant goaltender during the 1970s.

"On a personal note, Ken was a fellow Cornellian whose career ranks among the greatest runs in collegiate hockey and famously led the Big Red to the 1967 NCAA Championship. On behalf of the National Hockey League, we mourn the passing of a legendary Canadian and extend our sincere condolences to his wife Lynda, family, and many friends and fans all over the hockey world."

Dryden was inducted into the Cornell Athletics Hall of Fame in 1978 and the Hockey Hall of Fame in 1983, both in his first year of eligibility. His No. 29 sweater was retired by the Canadiens in 2007, and his No. 1 sweater was retired by Cornell in 2010, alongside **JOE NIEUWENDYK**'s No. 25.



DRYDEN AT A GLANCE

MOST WINS BY GOALTENDER <i>Cornell Program History</i>				LOWEST GOALS-AGAINST AVERAGE <i>Cornell Program History</i>				LOWEST GOALS-AGAINST AVERAGE <i>NHL History</i>				BEST SAVE PERCENTAGE <i>NHL History</i>				MOST STANLEY CUP TITLES <i>Goaltenders in NHL History</i>			
Rk	Player	Years	W	Rk	Player	Years	GAA	Rk	Player	Years	GAA	Rk	Player	Years	SV%	Rk	Player	Years	SC
1.	Ken Dryden	1966-69	76	1.	Dave LeNeveu	2001-03	1.291	1.	Alec Connell	1924-37	1.916	1.	Dominik Hašek	1990-98	.9223	1.	Jacques Plante	1952-73	6
2.	Ian Shane	2021-25	66	2.	Ken Dryden	1966-69	1.593	2.	George Hainsworth	1926-37	1.932	2.	Johnny Bower	1953-70	.9219	2.	Ken Dryden	1970-79	6
3.	David McKee	2003-06	65	3.	Matthew Galajda	2017-20	1.639	3.	Charlie Gardiner	1927-34	2.024	3.	Ken Dryden	1970-79	.9215	3.	Turk Broda	1937-52	5
	Ben Scrivens	2006-10	65	4.	David McKee	2003-06	1.715	4.	Lorne Chabot	1926-37	2.027	4.	Tuukka Rask	2007-22	.9210	4.	Terry Sawchuk	1950-70	4
5.	Matthew Galajda	2017-20	60	5.	Ian Shane	2021-25	1.853	5.	Tiny Thompson	1928-40	2.072	5.	Ben Bishop	2008-20	.9205		Gump Worsley	1953-74	4
6.	Andy Iles	2010-14	58	BEST SAVE PERCENTAGE <i>Cornell Program History</i>				6.	Dave Kerr	1930-41	2.135	MOST VEZINA TROPHIES <i>NHL History</i>					Johnny Bower	1954-70	4
7.	Brian Cropper	1968-71	50	Rk	Player	Years	SV%	7.	Dominik Hašek	1990-08	2.202	Rk	Player	Years	VT		Billy Smith	1972-89	4
8.	Dave Elenbaas	1970-73	48	1.	Dave LeNeveu	2001-03	.9397	8.	Ken Dryden	1970-79	2.238	8.	Ken Dryden	1970-79	2.238		Grant Fuhr	1982-00	4
	Corrie D'Alessio	1987-91	48	2.	Ken Dryden	1966-69	.9395	9.	Martin Brodeur	1991-15	2.242						Patrick Roy	1985-03	4
10.	Mitch Gillam	2013-17	47	3.	Matthew Galajda	2016-20	.9304	10.	Roy Worters	1925-37	2.276								
				4.	Ben Scrivens	2006-10	.9301					1.	Jacques Plante	1952-73	7				
				5.	David McKee	2003-06	.9258					2.	Bill Durnan	1943-50	6				
													Dominik Hašek	1990-08	6				
												4.	Ken Dryden	1970-79	5				
												5.	Four players tied with...	4					

CORNELL ALUMNI IN THE NHL (AS OF JAN. 28)



MORGAN BARRON

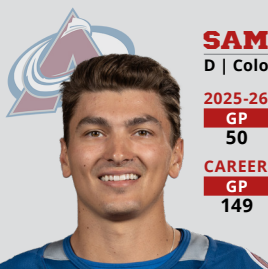
F | Winnipeg | CU from 2017-20

2025-26 STATS

GP	G	A	PTS
43	7	10	17

CAREER NHL STATS

GP	G	A	PTS
299	37	40	77



SAM MALINSKI

D | Colorado | CU from 2019-23

2025-26 STATS

GP	G	A	PTS
50	3	21	24

CAREER NHL STATS

GP	G	A	PTS
149	11	38	49



JEFF MALOTT


F | Los Angeles | CU from 2016-20

2025-26 STATS

GP	G	A	PTS
35	3	4	7

CAREER NHL STATS

GP	G	A	PTS
48	3	5	8



CORNELLIANS IN THE NHL



CORNELLIANS TO PLAY IN THE NHL (41)

PLAYER	AT	NHL CAREER	TEAM(S)
Ken Dryden	1966-69	1970-79	MTL
Brian McCutcheon	1968-71	1974-77	DET
Larry Fullan	1969-72	1974-75	WSH
Lance Nethery	1975-79	1980-82	NYR, EDM
Brock Tredway*	1977-81	1981-82	LAK
Brian Hayward	1978-82	1982-93	WPG, MTL, MNS, SJ
Darren Eliot	1979-83	1984-89	LA, DET, BUF
Doug Dadswell	1984-86	1986-88	CGY
Joe Nieuwendyk	1984-87	1987-07	CGY, DAL, NJ, TOR, FLA
Kent Manderville	1989-91	1991-03	TOR, EDM, HFD, CAR, PHI, PIT
Corrie D'Alessio	1987-91	1992-93	HFD
Dan Ratushny	1988-91	1992-93	VAN
Ryan Hughes	1989-93	1995-96	BOS
Parris Duffus	1990-92	1996-97	PHX
Brad Chartrand	1995-96	1999-04	LAK
P.C. Drouin	1992-96	1996-97	BOS
Jean-Marc Pelletier	1995-97	1998-04	PHI, PHX
Matt Underhill	1998-02	2003-04	CHI
Douglas Murray	1999-03	2005-14	SJ, PIT, MTL
Ryan Vesce	2000-04	2008-10	SJ
Mike Iggulden	2001-05	2007-09	SJ, NYI
David LeNeveu	2001-03	2005-11	PHX, CBJ
Matt Moulson	2002-06	2007-18	LA, NYI, BUF, MIN
Ryan O'Byrne	2003-06	2007-13	MTL, COL, TOR
Byron Bitz	2003-07	2008-12	BOS, FLA, VAN
Raymond Sawada	2004-08	2008-11	DAL
Colin Greening	2006-10	2010-16	OTT, TOR
Brendon Nash	2006-10	2010-11	MTL
Ben Scrivens	2006-10	2011-16	TOR, LA, EDM, MTL
Riley Nash	2007-10	2011-24	CAR, BOS, CBJ, WPG, TB, ARI, NYR
Sean Collins	2008-12	2012-16	CBJ, WSH
Brian Ferlin	2011-14	2014-15	BOS
Joakim Ryan	2011-15	2017-21	SJ, LA, CAR
Jacob MacDonald	2011-15	2018-24	FLA, COL, SJ
Cole Bardreau	2011-15	2019-23	NYI
Anthony Angello	2015-18	2019-22	PIT
Morgan Barron	2018-20	2020-26	NYR, WPG
Jeff Malott	2016-20	2021-26	WPG, LAK
Sam Malinski	2019-23	2023-26	COL
Matt Stienburg	2019-23	2024-25	COL
Travis Mitchell	2019-23	2025-26	NYI

NOTE: * - denotes only played in playoff game

BIG RED NHLers UPCOMING SCHEDULE

WEDNESDAY, JAN. 28

• Colorado at Ottawa, 7:30

THURSDAY, JAN. 29

• Los Angeles at Buffalo, 7:00
• Colorado at Montréal, 7:00
• Winnipeg at Tampa Bay, 7:00

SATURDAY, JAN. 31

• Los Angeles at Philadelphia, 12:30
• Colorado at Detroit, 1:00 (ABC)
• Winnipeg at Florida, 4:00

SUNDAY, FEB. 1

• Los Angeles at Carolina, 3:00

MONDAY, FEB. 2

• Winnipeg at Dallas, 8:30
• Detroit at Colorado, 9:00

#PRORED TRACKER

LAST UPDATED: JAN. 28, 2026
NORTH AMERICA

NHL (3)

• Morgan Barron — Winnipeg Jets
• Sam Malinski — Colorado Avalanche
• Jeff Malott — Los Angeles Kings

AHL (9)

• Dalton Bancroft — Providence Bruins
• Ben Berard — Abbotsford Canucks
• Hank Kempf — Colorado Eagles
• Jacob MacDonald — Colorado Eagles
• Jack Malone — Utica Comets
• Travis Mitchell — Bridgeport Islanders
• Tim Rego — Ontario Reign
• Gabriel Seger — Grand Rapids Griffins
• Matt Stienburg — Colorado Eagles

ECHL (7)

• Max Andreev — Maine Mariners
• Kyle Betts — Florida Everblades
• Sullivan Mack — Bloomington Bison
• Jack O'Leary — Norfolk Admirals
• Kyle Penney — Florida Everblades
• Ian Shane — Reading Royals
• Michael Suda — Worcester Railers

SPHL (1)

• Hayden Stewart — Birmingham Bulls

AUSTRIA - ICEHL (1)

• Sean Collins — Black Wings Linz

CZECHIA - EXTRALIGA (2)

• Joe Leahy — HC Vítkovice
• Ondrej Psenicka — HC Plzeň

FRANCE - LIGUE MANUS (1)

• Michael Regush — Rouen

INTERNATIONAL

GERMANY - DEL (3)

• Alex Green — Straubing Tigers
• Cody Haisanen — Nürnberg Ice Tigers
• Alec McCrea — Dresdner EisLöwen

GERMANY - DEL2 (1)

• Jake Weidner — EC Kassel Huskies

ITALY - EIHL (2)

• Cole Bardreau — HC Pustertal
• Matt Cairns — HC Bolzano

JAPAN - ASIA LEAGUE (1)

• Alex Rauter — Yokohama Griets

NORWAY (1)

• Mitch Gillam — Frisk Asker

RUSSIA - KHL (2)

• Kirill Gotovets — Dynamo Moskva
• Yanni Kaldis — Severstal Cherepovets

CORNELLIANS IN THE HOCKEY HALL OF FAME



KEN DRYDEN

G | Montréal | CU from 1966-69

CAREER NHL STATS

GP	SV	GAA	SV%
397	10,213	2.24	.922



5-time Vezina Trophy winner; 6-time All-Star

A 1983 inductee into the Hockey Hall of Fame, **KEN DRYDEN** parlayed his dominant Cornell career — where he went 78-4-1 — into one of the most remarkable eighty-year runs in NHL history with the Montréal Canadiens.

Dryden backstopped the Canadiens to six Stanley Cups, compiling a career regular-season record of 258-57-74 with a 2.24 goals-against average, a .922 save percentage and 46 shutouts. He claimed the Vezina Trophy as the NHL's top goaltender five times, including in each of his final four seasons — a feat matched only by fellow Canadiens netminders Bill Durnan (1943-47) and Jacques Plante (1955-60).

In 1971, Dryden became the first rookie in league history to capture the Conn Smythe Trophy as the most valuable player of the Stanley Cup playoffs, cementing his place as one of the game's greats. He was named one of the NHL's top 100 players of all time in 2017.



JOE NIEUWENDYK

F | Calgary, Dallas, New Jersey, Toronto, Florida | CU from 1984-87

CAREER NHL STATS

GP	G	A	PTS
1,257	564	562	1,126



1988 Calder; 1995 Clancy; 1999 Conn Smythe

Inducted into the Hockey Hall of Fame in 2011, **JOE NIEUWENDYK** wasted no time making his mark in the NHL after a three-year career at Cornell.

As a rookie with Calgary in 1987-88, he scored 51 goals and 92 points to earn the Calder Trophy, the NHL's Rookie of the Year, one of four players in NHL history to record a 50-goal rookie season (Mike Bossy, 1977-78; Teemu Selänne, 1992-93; Alex Ovechkin, 2005-06).

Alex Ovechkin, 2005-06).

A three-time Stanley Cup champion (Calgary in 1989, Dallas in 1999 and New Jersey in 2003), Nieuwendyk also captured the 1999 Conn Smythe Trophy as the most valuable player of the Stanley Cup playoffs, presented by fellow Cornell alumnus and NHL Commissioner **GARY BETTMAN** '74. He also won the 1995 King Clancy Memorial Award for leadership and humanitarian contributions and was recognized in 2017 as among the NHL's 100 greatest players.

**HUDSON GORSKI**

#2

2025-26 STATS: 2 GP, 0 G, 0 A, 0 PTS, 0 PIM**Height:** 6-3 **Weight:** 183 lbs. **Shoots:** Right **Year:** Freshman**Hometown:** Scotch Plains, N.J.**Previous Team:** Chicago Steel (USHL)

SEASON	GP	G	A	PTS	SH	SH%	PN-MIN	+/-	PPG	SHG	GWG	BLK	FOW	FOL	FO%
2025-26	2	0	0	0	0	.000	0-0	+2	0	0	0	0	0	0	.000
TOTALS	2	0	0	0	0	.000	0-0	+2	0	0	0	0	0	0	.000

GORSKI AT A GLANCE

Most Goals	N/A
Most Assists	N/A
Most Points	N/A
First Goal	N/A
First Assist	N/A
Last Goal	N/A
Last Assist	N/A

Longest Point Streak	N/A
Longest Goal Streak	N/A
Longest Assist Streak	N/A

**JACK O'BRIEN**

#3

2025-26 STATS: 19 GP, 0 G, 5 A, 5 PTS, 2 PIM**Height:** 6-0 **Weight:** 188 lbs. **Shoots:** Left **Year:** Senior**Hometown:** White Rock, British Columbia**Previous Team:** Nanaimo Clippers (BCHL)

SEASON	GP	G	A	PTS	SH	SH%	PN-MIN	+/-	PPG	SHG	GWG	BLK	FOW	FOL	FO%
2022-23	1	0	0	0	1	.000	0-0	E	0	0	0	0	0	0	.000
2023-24	9	0	0	0	5	.000	0-0	+4	0	0	0	2	0	0	.000
2024-25	30	0	3	3	15	.000	1-2	+4	0	0	0	7	0	0	.000
2025-26	19	0	5	5	13	.000	1-2	+11	0	0	0	21	0	0	.000
TOTALS	59	0	8	8	34	.000	2-4	+19	0	0	0	30	0	0	.000

O'BRIEN AT A GLANCE

Most Goals	N/A
Most Assists	2, at St. Lawrence (12/6/25)
Most Points	2, at St. Lawrence (12/6/25)
First Goal	N/A
First Assist	at Dartmouth (11/15/24)
Last Goal	N/A
Last Assist	vs. Alaska (1/9/26) - 5 games

Longest Point Streak	N/A
Longest Goal Streak	N/A
Longest Assist Streak	N/A

**XAVIER VEILLEUX**

#4

2025-26 STATS: 19 GP, 4 G, 11 A, 15 PTS, 4 PIM**Height:** 6-1 **Weight:** 198 lbs. **Shoots:** Left **Year:** Freshman**Hometown:** Ancienne-Lorette, Québec**Previous Team:** Muskegon Lumberjacks (USHL)

SEASON	GP	G	A	PTS	SH	SH%	PN-MIN	+/-	PPG	SHG	GWG	BLK	FOW	FOL	FO%
2025-26	19	4	11	15	36	.111	2-4	+2	4	0	0	14	0	0	.000
TOTALS	19	4	11	15	36	.111	2-4	+2	4	0	0	14	0	0	.000

VEILLEUX AT A GLANCE

Most Goals	1, (4x), Last: vs. Alaska (1/9/26)
Most Assists	2, at St. Lawrence (12/6/25)
Most Points	2, (3x), Last: vs. Alaska (1/9/26)
First Goal	at UMass (11/1/25)
First Assist	vs. Brown (11/14/25)
Last Goal	vs. Alaska (1/9/26) - 4 games
Last Assist	vs. Harvard (1/24/26)

Longest Point Streak	3, (2x), Last: (1/10/26 - 1/16/26)
Longest Goal Streak	N/A
Longest Assist Streak	3, (2x), Last: (1/10/26 - 1/16/26)

**HOYT STANLEY**

#5

2025-26 STATS: 19 GP, 1 G, 8 A, 9 PTS, 12 PIM**Height:** 6-3 **Weight:** 207 lbs. **Shoots:** Right **Year:** Junior**Hometown:** West Vancouver, British Columbia**Previous Team:** Victoria Grizzlies (BCHL)

SEASON	GP	G	A	PTS	SH	SH%	PN-MIN	+/-	PPG	SHG	GWG	BLK	FOW	FOL	FO%
2023-24	35	2	8	10	37	.054	11-22	+16	0	0	0	25	0	0	.000
2024-25	35	2	11	13	33	.061	13-40	+14	0	0	0	44	0	0	.000
2025-26	19	1	8	9	25	.040	6-12	-1	0	0	1	25	0	0	.000
TOTALS	87	5	27	32	95	.053	30-74	+29	0	0	1	94	0	0	.000

STANLEY AT A GLANCE

Most Goals	1, (5x), Last: vs. Princeton (1/16/26)
Most Assists	3, vs. Alaska (1/9/26)
Most Points	3, vs. Alaska (1/9/26)
First Goal	vs. UMass (12/29/23)
First Assist	vs. Minnesota Duluth (10/27/23)
Last Goal	vs. Princeton (1/16/26) - 3 games
Last Assist	2, vs. Alaska (1/10/26) - 4 games

Longest Point Streak	4 games (1/3/26 - 1/16/26)
Longest Goal Streak	N/A
Longest Assist Streak	3, (2x), Last: (1/3/26 - 1/10/26)

**GEORGE FEGARAS**

#6

2025-26 STATS: 19 GP, 2 G, 9 A, 11 PTS, 24 PIM**Height:** 6-2 **Weight:** 207 lbs. **Shoots:** Right **Year:** Junior**Hometown:** Richmond Hill, Ontario**Previous Team:** Muskegon Lumberjacks (USHL)

SEASON	GP	G	A	PTS	SH	SH%	PN-MIN	+/-	PPG	SHG	GWG	BLK	FOW	FOL	FO%
2023-24	33	3	4	7	57	.053	6-12	+9	1	0	0	19	0	0	.000
2024-25	30	1	13	14	50	.020	5-10	+1	0	0	0	17	0	0	.000
2025-26	19	2	9	11	43	.047	12-24	+10	0	0	1	20	0	0	.000
TOTALS	82	6	26	32	150	.040	23-46	+20	1	0	1	56	0	0	.000

FEGARAS AT A GLANCE

Most Goals	1, (6x), Last: vs. Harvard (1/24/26)
Most Assists	2, (4x), Last: vs. Brown (11/14/25)
Most Points	2, (6x), Last: vs. Omaha (1/2/26)
First Goal	at Brown (11/4/23)
First Assist	at Brown (11/4/23)
Last Goal	vs. Harvard (1/24/26)
Last Assist	vs. Dartmouth (1/23/26) - 1 game

Longest Point Streak	3, (2x), Last: (11/8/25 - 11/15/25)
Longest Goal Streak	N/A
Longest Assist Streak	3 games (11/8/25 - 11/15/25)



**LUKE McCRADY**

#7

2025-26 STATS: 1 GP, 0 G, 0 A, 0 PTS, 2 PIM**Height:** 6-3 **Weight:** 186 lbs. **Shoots:** Left **Year:** Freshman**Hometown:** Calgary, Alberta**Previous Team:** Spruce Grove Saints (BCHL)

SEASON	GP	G	A	PTS	SH	SH%	PN-MIN	+/-	PPG	SHG	GWG	BLK	FOW	FOL	FO%
2025-26	1	0	0	0	0	.000	1-2	E	0	0	0	0	0	0	.000
TOTALS	1	0	0	0	0	.000	1-2	E	0	0	0	0	0	0	.000

McCRADY AT A GLANCE

Most Goals	N/A
Most Assists	N/A
Most Points	N/A
First Goal	N/A
First Assist	N/A
Last Goal	N/A
Last Assist	N/A

Longest Point Streak	N/A
Longest Goal Streak	N/A
Longest Assist Streak	N/A

**LUKE DEVLIN**

#8

2025-26 STATS: 19 GP, 3 G, 2 A, 5 PTS, 8 PIM**Height:** 6-4 **Weight:** 203 lbs. **Shoots:** Left **Year:** Junior**Hometown:** Memphis, Tenn.**Previous Team:** West Kelowna Warriors (BCHL)

SEASON	GP	G	A	PTS	SH	SH%	PN-MIN	+/-	PPG	SHG	GWG	BLK	FOW	FOL	FO%
2023-24	30	6	2	8	29	.207	6-12	+1	0	0	1	7	26	37	.413
2024-25	MISSED SEASON DUE TO INJURY														
2025-26	19	3	2	5	30	.100	4-8	+3	0	0	1	9	1	1	.500
TOTALS	49	9	4	13	59	.153	10-20	+4	0	0	2	16	27	38	.415

DEVLIN AT A GLANCE

Most Goals	2, vs. RPI (11/22/25)
Most Assists	1, (3x), Last: at UMass (11/1/25)
Most Points	2, (2x), Last: vs. RPI (11/22/25)

First Goal	at Yale (11/3/23)
First Assist	vs. Clarkson (2/3/24)
Last Goal	vs. Quinnipiac (1/17/26) - 2 games
Last Assist	vs. Alaska (1/10/26) - 5 games

Longest Point Streak	4 games (2/2/24 - 2/10/24)
Longest Goal Streak	3 games (2/2/24 - 2/9/24)
Longest Assist Streak	N/A

**CHARLIE MAJOR**

#9

2025-26 STATS: 17 GP, 5 G, 8 A, 13 PTS, 2 PIM**Height:** 5-10 **Weight:** 186 lbs. **Shoots:** Right **Year:** Sophomore**Hometown:** Skaneateles, N.Y.**Previous Team:** Chicago Steel (USHL)

SEASON	GP	G	A	PTS	SH	SH%	PN-MIN	+/-	PPG	SHG	GWG	BLK	FOW	FOL	FO%
2024-25	28	5	13	18	60	.083	3-6	+7	1	0	1	9	104	100	.510
2025-26	17	5	8	13	52	.096	1-2	E	2	0	3	9	20	17	.541
TOTALS	45	10	21	31	112	.089	4-8	+7	3	0	4	18	124	117	.515

MAJOR AT A GLANCE

Most Goals	1, (10x), Last: vs. Alaska (1/10/26)
Most Assists	2, (3x), Last: vs. RPI (11/22/25)
Most Points	3, vs. RPI (11/22/25)

First Goal	vs. Colgate (12/6/24)
First Assist	vs. North Dakota (11/2/24)
Last Goal	vs. Alaska (1/10/26) - 4 games
Last Assist	vs. Alaska (1/9/26) - 5 games

Longest Point Streak	5 games (11/21/25 - 12/6/25)
Longest Goal Streak	2 games (11/21/25 - 11/22/25)
Longest Assist Streak	4 games (11/22/25 - 12/6/25)

**JAKE KRAFT**

#10

2025-26 STATS: 19 GP, 5 G, 2 A, 7 PTS, 6 PIM**Height:** 5-8 **Weight:** 181 lbs. **Shoots:** Left **Year:** Junior**Hometown:** Churchville, N.Y.**Previous Team:** Cedar Rapids RoughRiders (USHL)

SEASON	GP	G	A	PTS	SH	SH%	PN-MIN	+/-	PPG	SHG	GWG	BLK	FOW	FOL	FO%
2023-24	35	4	9	13	47	.085	1-2	+6	0	0	1	13	2	0	1.000
2024-25	36	7	6	13	56	.125	2-4	+5	0	0	1	11	3	9	.250
2025-26	19	5	2	7	36	.139	3-6	+5	1	1	1	13	7	4	.636
TOTALS	90	16	17	33	139	.115	6-12	+16	1	1	3	37	12	13	.480

KRAFT AT A GLANCE

Most Goals	2, vs. Dartmouth (1/23/26)
Most Assists	2, at Princeton (1/17/25)
Most Points	3, at Princeton (1/17/25)

First Goal	vs. Harvard (11/11/23)
First Assist	at Yale (11/3/23)
Last Goal	vs. Harvard (1/24/26)
Last Assist	vs. Omaha (1/3/26) - 6 games

Longest Point Streak	4 games (1/27/24 - 2/9/24)
Longest Goal Streak	2, (3x), Last: (1/23/26 - Pres.)
Longest Assist Streak	2, (3x), Last: (11/2/24 - 11/8/24)

**SEAN DONALDSON**

#11

2025-26 STATS: 0 GP, 0 G, 0 A, 0 PTS, 0 PIM**Height:** 5-11 **Weight:** 198 lbs. **Shoots:** Left **Year:** Senior**Hometown:** Vancouver, British Columbia**Previous Team:** Nanaimo Clippers (BCHL)

SEASON	GP	G	A	PTS	SH	SH%	PN-MIN	+/-	PPG	SHG	GWG	BLK	FOW	FOL	FO%
2022-23	24	3	7	10	34	.088	0-0	4	1	0	0	3	0	0	.000
2023-24	10	0	0	0	12	.000	0-0	-1	0	0	0	1	0	0	.000
2024-25	16	0	0	0	15	.000	4-19	-7	0	0	0	1	0	1	.000
2025-26	0	0	0	0	0	.000	0-0	E	0	0	0	0	0	0	.000
TOTALS	50	3	7	10	61	.049	4-19	-4	1	0	0	5	0	1	.000

DONALDSON AT A GLANCE

Most Goals	1, (3x), Last: vs. Princeton (1/21/23)
Most Assists	2, (2x), Last: vs. Brown (11/19/22)
Most Points	2, (2x), Last: vs. Brown (11/19/22)

First Goal	at Minnesota Duluth (10/29/22)
First Assist	2, vs. Yale (11/18/22)
Last Goal	vs. Princeton (1/21/23) - 32 games
Last Assist	vs. AIC (12/30/22) - 37 games

Longest Point Streak	3 games (11/18/22 - 11/22/22)
Longest Goal Streak	N/A
Longest Assist Streak	3 games (11/18/22 - 11/22/22)

**CATON RYAN**

#12

2025-26 STATS: 19 GP, 6 G, 11 A, 17 PTS, 6 PIM**Height:** 6-0 **Weight:** 185 lbs. **Shoots:** Left **Year:** Freshman**Hometown:** Ottawa, Ontario**Previous Team:** Penticton Veers (BCHL)

SEASON	GP	G	A	PTS	SH	SH%	PN-MIN	+/-	PPG	SHG	GWG	BLK	FOW	FOL	FO%
2025-26	19	6	11	17	42	.143	3-6	+11	2	0	0	4	0	3	.000
TOTALS	19	6	11	17	42	.143	3-6	+11	2	0	0	4	0	3	.000

RYAN AT A GLANCE

Most Goals _____ 2, (2x), Last: vs. Alaska (1/9/26)
Most Assists _____ 2, (2x), Last: vs. Alaska (1/9/26)
Most Points _____ 4, vs. Alaska (1/9/26)

First Goal _____ vs. Brown (11/14/25)
First Assist _____ at UMass (11/1/25)
Last Goal _____ 2, vs. Alaska (1/9/26) - 5 games
Last Assist _____ vs. Princeton (1/16/26) - 3 games

Longest Point Streak _____ 6 games (12/6/25 - 1/16/26)
Longest Goal Streak _____ 2 games (11/14/25 - 11/15/25)
Longest Assist Streak _____ 6 games (12/6/25 - 1/16/26)

**MARIAN MOSKO**

#13

2025-26 STATS: 0 GP, 0 G, 0 A, 0 PTS, 0 PIM**Height:** 5-11 **Weight:** 195 lbs. **Shoots:** Left **Year:** Junior**Hometown:** Visolaje, Slovakia**Previous Team:** Fargo Force (USHL)

SEASON	GP	G	A	PTS	SH	SH%	PN-MIN	+/-	PPG	SHG	GWG	BLK	FOW	FOL	FO%
2023-24	11	0	1	1	2	.000	0-0	+3	0	0	0	3	0	0	.000
2024-25	2	0	0	0	1	.000	0-0	-1	0	0	0	1	0	0	.000
2025-26	0	0	0	0	0	.000	0-0	E	0	0	0	0	0	0	.000
TOTALS	13	0	1	1	3	.000	0-0	+2	0	0	0	4	0	0	.000

MOSKO AT A GLANCE

Most Goals _____ N/A
Most Assists _____ 1, vs. Princeton (1/19/24)
Most Points _____ 1, vs. Princeton (1/19/24)

First Goal _____ N/A
First Assist _____ vs. Princeton (1/19/24)
Last Goal _____ N/A
Last Assist _____ vs. Princeton (1/19/24) - 9 games

Longest Point Streak _____ N/A
Longest Goal Streak _____ N/A
Longest Assist Streak _____ N/A

**RYAN WALSH**

#14

2025-26 STATS: 19 GP, 6 G, 13 A, 19 PTS, 12 PIM**Height:** 6-1 **Weight:** 195 lbs. **Shoots:** Right **Year:** Junior**Hometown:** Rochester, N.Y.**Previous Team:** Cedar Rapids RoughRiders (USHL)

SEASON	GP	G	A	PTS	SH	SH%	PN-MIN	+/-	PPG	SHG	GWG	BLK	FOW	FOL	FO%
2023-24	35	12	10	22	73	.164	9-21	+5	4	0	5	9	251	241	.510
2024-25	36	17	14	31	96	.177	9-21	+14	3	0	2	18	419	330	.559
2025-26	19	6	13	19	41	.146	6-12	+3	3	0	0	12	193	156	.553
TOTALS	90	35	37	72	210	.167	24-54	+22	10	0	7	39	863	727	.543

WALSH AT A GLANCE

Most Goals _____ 2, (4x), Last: vs. Alaska (1/10/26)
Most Assists _____ 5, vs. RPI (11/22/25)
Most Points _____ 5, vs. RPI (11/22/25)

First Goal _____ vs. Minnesota Duluth (10/27/23)
First Assist _____ vs. Minnesota Duluth (10/27/23)
Last Goal _____ 2, vs. Alaska (1/10/26) - 4 games
Last Assist _____ vs. Harvard (1/24/26)

Longest Point Streak _____ 4 games (3/21/25 - 3/29/25)
Longest Goal Streak _____ 3, (2x), Last: (3/22/24 - 3/29/25)
Longest Assist Streak _____ 3 games (2/23/24 - 3/1/24)

**TYLER CATALANO**

#15

2025-26 STATS: 19 GP, 1 G, 1 A, 2 PTS, 8 PIM**Height:** 6-4 **Weight:** 223 lbs. **Shoots:** Right **Year:** Junior**Hometown:** St. Louis, Mo.**Previous Team:** Youngstown Phantoms (USHL)

SEASON	GP	G	A	PTS	SH	SH%	PN-MIN	+/-	PPG	SHG	GWG	BLK	FOW	FOL	FO%
2023-24	24	1	4	5	19	.053	3-14	-1	0	0	0	15	74	79	.484
2024-25	36	2	4	6	26	.077	9-26	E	0	0	1	10	107	106	.502
2025-26	19	1	1	2	9	.111	4-8	+2	0	0	0	6	91	65	.583
TOTALS	79	4	9	13	54	.074	16-48	+1	0	0	1	31	272	250	.521

CATALANO AT A GLANCE

Most Goals _____ 1, (4x), Last: at St. Lawrence (12/6/25)
Most Assists _____ 1, (9x), Last: vs. Alaska (1/9/26)
Most Points _____ 1, (13x), Last: vs. Alaska (1/9/26)

First Goal _____ vs. Yale (2/17/24)
First Assist _____ vs. St. Lawrence (2/2/24)
Last Goal _____ at St. Lawrence (12/6/24) - 8 games
Last Assist _____ vs. Alaska (1/9/26) - 5 games

Longest Point Streak _____ 3 games (2/2/24 - 2/9/24)
Longest Goal Streak _____ N/A
Longest Assist Streak _____ 3 games (2/2/24 - 2/9/24)

**MICHAEL FISHER**

#16

2025-26 STATS: 19 GP, 0 G, 5 A, 5 PTS, 8 PIM**Height:** 6-3 **Weight:** 200 lbs. **Shoots:** Right **Year:** Sophomore**Hometown:** Westborough, Mass.**Previous Team:** Penticton Veers (BCHL)

SEASON	GP	G	A	PTS	SH	SH%	PN-MIN	+/-	PPG	SHG	GWG	BLK	FOW	FOL	FO%
2023-24	29	1	1	2	26	.038	7-14	-9	0	0	0	23	0	0	.000
2024-25	SPENT SEASON WITH PENTICTON (BCHL)														
2025-26	19	0	5	5	18	.000	4-8	+10	0	0	0	9	0	0	.000
AT COR	19	0	5	5	18	.000	4-8	+10	0	0	0	9	0	0	.000
TOTALS	48	1	6	7	44	.023	11-22	+1	0	0	0	32	0	0	.000

NOTE: Shaded row denotes season spent with Northeastern (HEA)

FISHER AT A GLANCE

Most Goals _____ 1, at New Hampshire (10/26/23)
Most Assists _____ 1, (5x), Last: vs. Alaska (1/9/26)
Most Points _____ 1, (6x), Last: vs. Alaska (1/9/26)

First Goal _____ at New Hampshire (10/26/23)
First Assist _____ vs. Boston College (12/2/23)
Last Goal _____ at New Hampshire (10/26/23) - 46 games
Last Assist _____ vs. Quinnipiac (1/17/26) - 2 games

Longest Point Streak _____ 2 games (11/14/25 - 11/15/25)
Longest Goal Streak _____ N/A
Longest Assist Streak _____ 2 games (11/14/25 - 11/15/25)



AIDEN LONG

#17

2025-26 STATS: 19 GP, 5 G, 6 A, 11 PTS, 14 PIM
Height: 6-2 **Weight:** 203 lbs. **Shoots:** Left **Year:** Freshman

Hometown: Mono, Ontario

Previous Team: Madison Capitols (USHL)

SEASON	GP	G	A	PTS	SH	SH%	PN-MIN	+/-	PPG	SHG	GWG	BLK	FOW	FOL	FO%
2025-26	19	5	6	11	40	.125	7-14	+13	0	0	0	8	3	16	.158
TOTALS	19	5	6	11	40	.125	7-14	+13	0	0	0	8	3	16	.158

LONG AT A GLANCE

Most Goals _____ 2, vs. Omaha (1/2/26)
Most Assists _____ 1, (6x), Last: vs. Harvard (1/24/26)
Most Points _____ 2, (3x), Last: vs. Harvard (1/24/26)

First Goal _____ vs. Omaha (1/2/26)
First Assist _____ at Harvard (11/7/25)
Last Goal _____ vs. Harvard (1/24/26)
Last Assist _____ vs. Harvard (1/24/26)

Longest Point Streak _____ 4 games (12/6/25 - 1/9/26)
Longest Goal Streak _____ 3 games (1/2/26 - 1/9/26)
Longest Assist Streak _____ N/A



GIO DIGIULIAN

#18

2025-26 STATS: 19 GP, 5 G, 4 A, 9 PTS, 12 PIM
Height: 6-1 **Weight:** 176 lbs. **Shoots:** Right **Year:** Freshman

Hometown: South Burlington, Vt.

Previous Team: Lincoln Stars (USHL)

SEASON	GP	G	A	PTS	SH	SH%	PN-MIN	+/-	PPG	SHG	GWG	BLK	FOW	FOL	FO%
2025-26	19	5	4	9	20	.250	6-12	+4	1	0	2	8	97	103	.485
TOTALS	19	5	4	9	20	.250	6-12	+4	1	0	2	8	97	103	.485

DIGIULIAN AT A GLANCE

Most Goals _____ 1, (5x), Last: vs. Omaha (1/2/26)
Most Assists _____ 1, (4x), Last: vs. Princeton (1/16/26)
Most Points _____ 2, (2x), Last: vs. Omaha (1/2/26)

First Goal _____ at UMass (10/31/25)
First Assist _____ vs. Brown (11/14/25)
Last Goal _____ vs. Omaha (1/2/26) - 7 games
Last Assist _____ vs. Princeton (1/16/26) - 3 games

Longest Point Streak _____ 3 games (10/31/25 - 11/7/25)
Longest Goal Streak _____ 3 games (10/31/25 - 11/7/25)
Longest Assist Streak _____ 2 games (1/2/26 - 1/3/26)



CONNOR ARSENEAULT

#19

2025-26 STATS: 8 GP, 0 G, 2 A, 2 PTS, 4 PIM
Height: 6-2 **Weight:** 215 lbs. **Shoots:** Left **Year:** Freshman

Hometown: Rothesay, New Brunswick

Previous Team: Chilliwack Chiefs (BCHL)

SEASON	GP	G	A	PTS	SH	SH%	PN-MIN	+/-	PPG	SHG	GWG	BLK	FOW	FOL	FO%
2025-26	8	0	2	2	4	.000	2-4	+2	0	0	0	1	3	5	.375
TOTALS	8	0	2	2	4	.000	2-4	+2	0	0	0	1	3	5	.375

ARSENEAULT AT A GLANCE

Most Goals _____ N/A
Most Assists _____ 1, (2x), Last: vs. Yale (11/15/25)
Most Points _____ 1, (2x), Last: vs. Yale (11/15/25)

First Goal _____ N/A
First Assist _____ at Dartmouth (11/8/25)
Last Goal _____ N/A
Last Assist _____ vs. Yale (11/15/25) - 4 games

Longest Point Streak _____ N/A
Longest Goal Streak _____ N/A
Longest Assist Streak _____ N/A



REEGAN HISCOCK

#21

2025-26 STATS: 19 GP, 5 G, 1 A, 6 PTS, 6 PIM
Height: 6-5 **Weight:** 202 lbs. **Shoots:** Left **Year:** Freshman

Hometown: St. John's, Newfoundland and Labrador

Previous Team: Victoria Grizzlies (BCHL)

SEASON	GP	G	A	PTS	SH	SH%	PN-MIN	+/-	PPG	SHG	GWG	BLK	FOW	FOL	FO%
2025-26	19	5	1	6	20	.250	3-6	-2	0	0	1	4	0	0	.000
TOTALS	19	5	1	6	20	.250	3-6	-2	0	0	1	4	0	0	.000

HISCOCK AT A GLANCE

Most Goals _____ 1, (5x), Last: vs. Omaha (1/3/26)
Most Assists _____ 1, vs. Harvard (1/24/26)
Most Points _____ 1, (5x), Last: vs. Omaha (1/3/26)

First Goal _____ at Dartmouth (11/8/25)
First Assist _____ vs. Harvard (1/24/26)
Last Goal _____ vs. Omaha (1/3/26) - 6 games
Last Assist _____ vs. Harvard (1/24/26)

Longest Point Streak _____ 2 games (1/2/26 - 1/3/26)
Longest Goal Streak _____ 2 games (1/2/26 - 1/3/26)
Longest Assist Streak _____ N/A



CHASE PIRTLE

#22

2025-26 STATS: 13 GP, 3 G, 5 A, 8 PTS, 0 PIM
Height: 6-2 **Weight:** 182 lbs. **Shoots:** Right **Year:** Freshman

Hometown: Far Hills, N.J.

Previous Team: Victoria Grizzlies (BCHL)

SEASON	GP	G	A	PTS	SH	SH%	PN-MIN	+/-	PPG	SHG	GWG	BLK	FOW	FOL	FO%
2025-26	13	3	5	8	12	.250	0-0	+3	1	0	1	1	1	1	.500
TOTALS	13	3	5	8	12	.250	0-0	+3	1	0	1	1	1	1	.500

PIRTLE AT A GLANCE

Most Goals _____ 1, (3x), Last: vs. Princeton (1/16/26)
Most Assists _____ 1, (5x), Last: vs. Alaska (1/9/26)
Most Points _____ 2, (2x), Last: vs. Alaska (1/9/26)

First Goal _____ at St. Lawrence (12/6/25)
First Assist _____ vs. Brown (11/14/25)
Last Goal _____ vs. Princeton (1/16/26) - 3 games
Last Assist _____ vs. Alaska (1/9/26) - 5 games

Longest Point Streak _____ 3 games (12/6/25 - 1/9/26)
Longest Goal Streak _____ N/A
Longest Assist Streak _____ 3 games (12/6/25 - 1/9/26)



WINTER WALLACE

#23

2025-26 STATS: 13 GP, 0 G, 0 A, 0 PTS, 4 PIM

Height: 6-4 Weight: 225 lbs. Shoots: Right Year: Senior

Hometown: Boulder, Colo.

Previous Team: Youngstown Phantoms (USHL)

SEASON	GP	G	A	PTS	SH	SH%	PN-MIN	+/-	PPG	SHG	GWG	BLK	FOW	FOL	FO%
2022-23	25	3	5	8	21	.143	9-18	+7	0	0	0	3	0	0	.000
2023-24	26	1	1	2	15	.067	6-12	-2	0	0	0	8	3	7	.300
2024-25	MISSED SEASON DUE TO INJURY														
2025-26	13	0	0	0	9	.000	2-4	-2	0	0	0	0	2	2	.500
TOTALS	64	4	6	10	45	.089	17-34	+3	0	0	0	11	5	9	.357

WALLACE AT A GLANCE

Most Goals _____ 1, (4x), Last: at Union (2/10/24)
 Most Assists _____ 1, (6x), Last: at Brown (11/4/23)
 Most Points _____ 1, (10x), Last: at Union (2/10/24)

First Goal _____ at Minnesota Duluth (10/28/22)
 First Assist _____ at Clarkson (11/12/22)
 Last Goal _____ at Union (2/10/24) - 22 games
 Last Assist _____ at Brown (11/4/23) - 35 games

Longest Point Streak _____ 2, (2x), Last: (2/11/23 - 2/17/23)
 Longest Goal Streak _____ N/A
 Longest Assist Streak _____ 2 games (2/11/23 - 2/17/23)



NICHOLAS WOLFENBERG

#24

2025-26 STATS: 1 GP, 0 G, 0 A, 0 PTS, 0 PIM

Height: 6-2 Weight: 210 lbs. Shoots: Right Year: Sophomore

Hometown: Calgary, Alberta

Previous Team: Okotoks Oilers (BCHL)

SEASON	GP	G	A	PTS	SH	SH%	PN-MIN	+/-	PPG	SHG	GWG	BLK	FOW	FOL	FO%
2024-25	13	1	1	2	8	.125	1-2	+2	0	0	0	3	0	0	.000
2025-26	1	0	0	0	0	.000	0-0	+1	0	0	0	1	0	0	.000
TOTALS	14	1	1	2	8	.125	1-2	+3	0	0	0	4	0	0	.000

WOLFENBERG AT A GLANCE

Most Goals _____ 1, vs. North Dakota (11/1/24)
 Most Assists _____ 1, at Sacred Heart (1/11/25)
 Most Points _____ 1, (2x), Last: at Sacred Heart (1/11/25)

First Goal _____ vs. North Dakota (11/1/24)
 First Assist _____ at Sacred Heart (1/11/25)
 Last Goal _____ vs. North Dakota (11/1/24) - 13 games
 Last Assist _____ at Sacred Heart (1/11/25) - 6 games

Longest Point Streak _____ N/A
 Longest Goal Streak _____ N/A
 Longest Assist Streak _____ N/A



DONOVAN HAMILTON

#26

2025-26 STATS: 1 GP, 0 G, 0 A, 0 PTS, 0 PIM

Height: 6-3 Weight: 200 lbs. Shoots: Left Year: Freshman

Hometown: Buffalo, N.Y.

Previous Team: Salmon Arm Silverbacks (BCHL)

SEASON	GP	G	A	PTS	SH	SH%	PN-MIN	+/-	PPG	SHG	GWG	BLK	FOW	FOL	FO%
2024-25	1	0	0	0	0	.000	0-0	E	0	0	0	0	0	0	.000
2025-26	1	0	0	0	0	.000	0-0	E	0	0	0	0	0	0	.000
TOTALS	1	0	0	0	0	.000	0-0	E	0	0	0	0	0	0	.000

HAMILTON AT A GLANCE

Most Goals _____ N/A
 Most Assists _____ N/A
 Most Points _____ N/A

First Goal _____ N/A
 First Assist _____ N/A
 Last Goal _____ N/A
 Last Assist _____ N/A

Longest Point Streak _____ N/A
 Longest Goal Streak _____ N/A
 Longest Assist Streak _____ N/A



LUKE ASHTON

#27

2025-26 STATS: 19 GP, 1 G, 4 A, 5 PTS, 2 PIM

Height: 6-5 Weight: 235 lbs. Shoots: Left Year: Sophomore

Hometown: North Vancouver, British Columbia

Previous Team: Minnesota State (CCHA)

SEASON	GP	G	A	PTS	SH	SH%	PN-MIN	+/-	PPG	SHG	GWG	BLK	FOW	FOL	FO%
2024-25	38	5	8	13	61	.082	3-6	+10	3	0	0	49	0	0	.000
2025-26	19	1	4	5	22	.045	1-2	+11	0	0	0	18	0	0	.000
AT COR	19	1	4	5	22	.045	1-2	+11	0	0	0	18	0	0	.000
TOTALS	55	6	12	18	83	.072	4-8	+21	3	0	0	67	0	0	.000

NOTE: Shaded row denotes season spent with Minnesota State (CCHA)

ASHTON AT A GLANCE

Most Goals _____ 1, (6x), Last: vs. Alaska (1/9/26)
 Most Assists _____ 1, (12x), Last: vs. Omaha (1/2/26)
 Most Points _____ 2, (2x), Last: vs. Bowling Green (12/6/25)

First Goal _____ at Michigan (10/4/24)
 First Assist _____ at Michigan (10/4/24)
 Last Goal _____ vs. Alaska (1/9/26) - 5 games
 Last Assist _____ vs. Omaha (1/2/26) - 7 games

Longest Point Streak _____ 3 games (1/10/25 - 1/17/25)
 Longest Goal Streak _____ N/A
 Longest Assist Streak _____ 2 games (1/10/25 - 1/11/25)



NICK DeSANTIS

#28

2025-26 STATS: 19 GP, 2 G, 2 A, 4 PTS, 4 PIM

Height: 5-9 Weight: 170 lbs. Shoots: Right Year: Senior

Hometown: Collegeville, Pa.

Previous Team: Madison Capitols (USHL)

SEASON	GP	G	A	PTS	SH	SH%	PN-MIN	+/-	PPG	SHG	GWG	BLK	FOW	FOL	FO%
2022-23	31	9	11	20	40	.225	6-12	+9	3	0	1	4	0	0	.000
2023-24	35	8	6	14	46	.174	11-30	+16	1	0	1	16	0	0	.000
2024-25	33	8	6	14	45	.178	8-24	+11	1	0	1	9	5	2	.714
2025-26	19	2	2	4	16	.125	2-4	+11	0	0	1	5	4	4	.500
TOTALS	118	27	25	52	147	.184	27-70	+47	5	0	4	34	9	6	.600

DeSANTIS AT A GLANCE

Most Goals _____ 2, (5x), Last: vs. Harvard (1/24/25)
 Most Assists _____ 4, at RPI (1/7/23)
 Most Points _____ 4, at RPI (1/7/23)

First Goal _____ at St. Lawrence (11/11/22)
 First Assist _____ vs. AIC (12/29/22)
 Last Goal _____ at St. Lawrence (12/6/25) - 8 games
 Last Assist _____ vs. Quinnipiac (1/17/26) - 2 games

Longest Point Streak _____ 6 games (12/29/22 - 1/20/23)
 Longest Goal Streak _____ 3 games (1/12/24 - 1/19/24)
 Longest Assist Streak _____ 4 games (1/6/23 - 1/20/23)

2025-26 CORNELL BIG RED SKATER CAPSULES



PARKER MURRAY

#29

2025-26 STATS: 0 GP, 0 G, 0 A, 0 PTS, 0 PIM

Height: 6-5 Weight: 230 lbs. Shoots: Left Year: Sophomore
Hometown: Manhattan Beach, Calif.
Previous Team: Chilliwack Chiefs (BCHL)

SEASON	GP	G	A	PTS	SH	SH%	PN-MIN	+/-	PPG	SHG	GWG	BLK	FOW	FOL	FO%
2024-25	3	0	0	0	1	.000	1-2	E	0	0	0	0	0	0	.000
2025-26	0	0	0	0	0	.000	0-0	E	0	0	0	0	0	0	.000
TOTALS	3	0	0	0	1	.000	1-2	E	0	0	0	0	0	0	.000

MURRAY AT A GLANCE

Most Goals _____ N/A
Most Assists _____ N/A
Most Points _____ N/A
First Goal _____ N/A
First Assist _____ N/A
Last Goal _____ N/A
Last Assist _____ N/A

Longest Point Streak _____ N/A
Longest Goal Streak _____ N/A
Longest Assist Streak _____ N/A



JONATHAN CASTAGNA

#38

2025-26 STATS: 19 GP, 10 G, 10 A, 20 PTS, 10 PIM

Height: 6-2 Weight: 198 lbs. Shoots: Left Year: Junior
Hometown: Etobicoke, Ontario
Previous Team: St. Andrew's College



SEASON	GP	G	A	PTS	SH	SH%	PN-MIN	+/-	PPG	SHG	GWG	BLK	FOW	FOL	FO%
2023-24	35	11	14	25	60	.183	11-25	+20	0	0	3	15	220	183	.546
2024-25	32	5	10	15	61	.082	10-20	+2	1	0	0	20	290	204	.587
2025-26	19	10	10	20	55	.182	5-10	+15	2	3	2	19	244	130	.652
TOTALS	86	26	34	60	176	.148	26-55	+37	3	3	5	54	754	517	.593

CASTAGNA AT A GLANCE

Most Goals _____ 3, vs. Princeton (1/19/24)
Most Assists _____ 2, (8x), Last: vs. Alaska (1/9/26)
Most Points _____ 4, (2x), Last: at Union (2/10/24)

First Goal _____ at Brown (11/4/23)
First Assist _____ vs. Minnesota Duluth (10/27/23)
Last Goal _____ vs. Harvard (1/24/26)
Last Assist _____ vs. Harvard (1/24/26)

Longest Point Streak _____ 6 games (12/5/25 - 1/10/26)
Longest Goal Streak _____ 2, (2x), Last: (12/5/25 - 12/6/25)
Longest Assist Streak _____ 2, (7x), Last: (1/23/26 - Pres.)

SEASON & CAREER RECORDS BY SITUATION

PLAYER	IN LINEUP		SCORES A GOAL		HAS AN ASSIST		HAS A POINT		MULTI-PT GAME		2-POINT GAME		3-POINT GAME		4+-POINT GAME	
	'25-26	CAREER	'25-26	CAREER	'25-26	CAREER	'25-26	CAREER	'25-26	CAREER	'25-26	CAREER	'25-26	CAREER	'25-26	CAREER
Connor Arseneault	6-2-0	6-2-0	—	—	1-1-0	1-1-0	1-1-0	1-1-0	—	—	—	—	—	—	—	—
Luke Ashton	14-5-0	40-14-3	1-0-0	6-0-0	4-0-0	11-1-0	5-0-0	15-1-0	—	2-0-0	—	2-0-0	—	—	—	—
Jonathan Castagna	14-5-0	52-22-12	6-1-0	15-4-0	7-0-0	21-1-4	11-1-0	30-5-4	7-0-0	15-0-1	6-0-0	12-0-1	1-0-0	1-0-0	—	2-0-0
Tyler Catalano	14-5-0	49-21-9	1-0-0	2-1-1	1-0-0	7-2-0	2-0-0	9-3-1	—	—	—	—	—	—	—	—
Nick DeSantis	14-5-0	72-32-14	2-0-0	18-1-3	1-1-0	15-5-2	2-1-0	27-6-4	1-0-0	10-0-2	1-0-0	8-0-2	—	1-0-0	—	1-0-0
Luke Devlin	14-5-0	35-10-4	1-1-0	6-2-0	2-0-0	4-0-0	3-1-0	9-2-0	1-0-0	2-0-0	1-0-0	2-0-0	—	—	—	—
Gio DiGiulian	14-5-0	14-5-0	4-1-0	4-1-0	4-0-0	4-0-0	6-1-0	6-1-0	2-0-0	2-0-0	2-0-0	2-0-0	—	—	—	—
Sean Donaldson	—	28-14-8	—	2-1-0	—	3-1-1	—	5-2-1	—	2-0-0	—	2-0-0	—	—	—	—
George Fegaras	14-5-0	50-22-10	2-0-0	4-1-1	7-1-0	17-3-2	8-1-0	19-4-3	2-0-0	5-1-0	2-0-0	5-1-0	—	—	—	—
Michael Fisher	14-5-0	28-19-2	—	0-1-0	3-2-0	3-3-0	3-2-0	3-4-0	—	—	—	—	—	—	—	—
Hudson Gorski	2-0-0	2-0-0	—	—	—	—	—	—	—	—	—	—	—	—	—	—
Donovan Hamilton	1-1-0	1-1-0	—	—	—	—	—	—	—	—	—	—	—	—	—	—
Reegan Hiscock	14-5-0	14-5-0	3-2-0	3-2-0	1-0-0	1-0-0	4-2-0	4-2-0	—	—	—	—	—	—	—	—
Jake Kraft	14-5-0	55-23-12	4-0-0	12-2-1	2-0-0	12-1-3	6-0-0	21-3-4	1-0-0	4-0-0	1-0-0	3-0-0	—	1-0-0	—	—
Aiden Long	14-5-0	14-5-0	4-0-0	4-0-0	6-0-0	6-0-0	8-0-0	8-0-0	3-0-0	3-0-0	3-0-0	3-0-0	—	—	—	—
Charlie Major	12-5-0	28-13-4	5-0-0	10-0-0	5-2-0	14-3-1	7-2-0	18-3-1	3-0-0	8-0-0	2-0-0	7-0-0	1-0-0	1-0-0	—	—
Luke McCrady	1-0-0	1-0-0	—	—	—	—	—	—	—	—	—	—	—	—	—	—
Marian Mosko	—	9-2-2	—	—	—	1-0-0	—	1-0-0	—	—	—	—	—	—	—	—
Parker Murray	—	0-2-1	—	—	—	—	—	—	—	—	—	—	—	—	—	—
Jack O'Brien	14-5-0	37-15-7	—	—	3-1-0	5-2-0	3-1-0	5-2-0	1-0-0	1-0-0	1-0-0	1-0-0	—	—	—	—
Chase Pirtle	10-3-0	10-3-0	3-0-0	3-0-0	5-0-0	5-0-0	6-0-0	6-0-0	2-0-0	2-0-0	2-0-0	2-0-0	—	—	—	—
Caton Ryan	14-5-0	14-5-0	4-0-0	4-0-0	9-0-0	9-0-0	10-0-0	10-0-0	5-0-0	5-0-0	4-0-0	4-0-0	—	—	1-0-0	1-0-0
Hoyt Stanley	14-5-0	55-22-12	1-0-0	3-0-2	5-0-0	21-1-1	6-0-0	24-1-3	2-0-0	3-0-0	1-0-0	2-0-0	1-0-0	1-0-0	—	—
Xavier Veilleux	14-5-0	14-5-0	4-0-0	4-0-0	9-1-0	9-1-0	11-1-0	11-1-0	3-0-0	3-0-0	3-0-0	3-0-0	—	—	—	—
Winter Wallace	9-4-0	37-20-7	—	3-1-0	—	3-2-1	—	6-3-1	—	—	—	—	—	—	—	—
Ryan Walsh	14-5-0	55-23-12	4-0-0	25-3-2	6-1-0	18-4-5	9-1-0	34-6-7	5-0-0	15-1-1	3-0-0	9-1-1	1-0-0	5-0-0	1-0-0	1-0-0
Nicholas Wolfenberg	1-0-0	6-4-4	—	1-0-0	—	0-1-0	—	1-1-0	—	—	—	—	—	—	—	—

NOTE: Career records included from games at previous Division I institutions



ALEXIS COURNOYER #30

2025-26 STATS: 15 GP / 15 GS, 11-4-0 RECORD, 1.82 GAA, .925 SV%

Height: 6-4 **Weight:** 202 lbs. **Catches:** Left **Year:** Freshman

Hometown: Trois-Rivières, Québec

Previous Team: Cape Breton Eagles (QMJHL)



SEASON	GP-GS	MIN	GA	GAA	SV	SV%	RECORD	SHO	PPG	SHG	G	A	PTS	PIM
2025-26	15-15	892:10	27	1.82	332	.925	11-4-0	0	6	0	0	0	0	0
TOTALS	15-15	892:10	27	1.82	332	.925	11-4-0	0	6	0	0	0	0	0

COURNOYER AT A GLANCE

Most Saves _____ 33, at UMass (11/1/25)

Most Assists _____ N/A

First Game _____ at UMass (11/1/25)

First Start _____ at UMass (11/1/25)

First Shutout _____ N/A

Current Shutout Streak _____ 6:57, 1/24/26 - Present

Longest Shutout Streak _____ 104:48, 1/23/26 - 1/24/26

Last Shutout _____ N/A

Last Assist _____ N/A



REMINGTON KEOPPLE #33

2025-26 STATS: 4 GP / 4 GS, 3-1-0 RECORD, 2.02 GAA, .900 SV%

Height: 6-2 **Weight:** 191 lbs. **Catches:** Left **Year:** Senior

Hometown: New Richmond, Wis.

Previous Team: Des Moines Buccaneers (USHL)

SEASON	GP-GS	MIN	GA	GAA	SV	SV%	RECORD	SHO	PPG	SHG	G	A	PTS	PIM
2022-23	5-3	174:28	9	3.10	52	.852	1-1-1	0	2	1	0	0	0	0
2023-24	2-1	114:33	7	3.67	44	.863	0-2-0	0	1	0	0	0	0	0
2024-25	5-2	209:37	3	0.86	68	.958	2-0-0	1	1	0	0	1	1	0
2025-26	4-4	237:31	8	2.02	72	.900	3-1-0	0	5	0	0	0	0	0
TOTALS	16-10	736:09	27	2.20	236	.897	6-4-1	1	9	1	0	1	1	0

KEOPPLE AT A GLANCE

Most Saves _____ 25, vs. Omaha (1/3/26)

Most Assists _____ 1, at RPI (3/1/25)

First Game _____ at Minnesota Duluth (10/29/22)

First Start _____ at Minnesota Duluth (10/29/22)

First Shutout _____ at RPI (3/1/25)

Current Shutout Streak _____ 8:59, 1/10/26 - Pres.

Longest Shutout Streak _____ 86:58, 2/28/25 - 10/31/25

Last Shutout _____ at RPI (3/1/25) - 4 games

Last Assist _____ at RPI (3/1/25) - 4 games



JUSTIN KATZ #37

2025-26 STATS: 0 GP / 0 GS, 0-0-0 RECORD, 0.00 GAA, .000 SV%

Height: 6-1 **Weight:** 189 lbs. **Catches:** Right **Year:** Sophomore

Hometown: Montréal, Québec

Previous Team: Powell River Kings (BCHL)

SEASON	GP-GS	MIN	GA	GAA	SV	SV%	RECORD	SHO	PPG	SHG	G	A	PTS	PIM
2024-25	0-0	0:00	0	0.00	0	.000	0-0-0	0	0	0	0	0	0	0
2025-26	0-0	0:00	0	0.00	0	.000	0-0-0	0	0	0	0	0	0	0
TOTALS	0-0	0:00	0	0.00	0	.000	0-0-0	0	0	0	0	0	0	0

KATZ AT A GLANCE

Most Saves _____ N/A

Most Assists _____ N/A

First Game _____ N/A

First Start _____ N/A

First Shutout _____ N/A

Current Shutout Streak _____ 0:00

Longest Shutout Streak _____ N/A

Last Shutout _____ N/A

Last Assist _____ N/A



ERICK ROEST #40

2025-26 STATS: 0 GP / 0 GS, 0-0-0 RECORD, 0.00 GAA, .000 SV%

Height: 6-0 **Weight:** 174 lbs. **Catches:** Left **Year:** Freshman

Hometown: Lethbridge, Alberta

Previous Team: Cowichan Valley Capitals (BCHL)

SEASON	GP-GS	MIN	GA	GAA	SV	SV%	RECORD	SHO	PPG	SHG	G	A	PTS	PIM
2024-25	0-0	0:00	0	0.00	0	.000	0-0-0	0	0	0	0	0	0	0
TOTALS	0-0	0:00	0	0.00	0	.000	0-0-0	0	0	0	0	0	0	0

ROEST AT A GLANCE

Most Saves _____ N/A

Most Assists _____ N/A

First Game _____ N/A

First Start _____ N/A

First Shutout _____ N/A

Current Shutout Streak _____ 0:00

Longest Shutout Streak _____ N/A

Last Shutout _____ N/A

Last Assist _____ N/A

2025-26 GOAL SCORING SUMMARIES

PLAYER	SEASON GOALS	BY SITE			BY PERIOD				BY STRENGTH			GAME WINNER	LAST LEADING	LAST GOAL		GAMES SINCE
		HOME	ROAD	NEUTRAL	1ST	2ND	3RD	OT	EV	PP	SH			DATE / OPP	GOALTENDER	
Connor Arseneault	—	—	—	—	—	—	—	—	—	—	—	—	—	—	—	—
Luke Ashton	1	1	—	—	—	—	1	—	1	—	—	—	—	1/9/26 vs. Alaska	Vachon	5
Jonathan Castagna	10	6	4	—	1	3	6	—	5	2	3	2	2	1/24/26 vs. Harvard	Charette	0
Tyler Catalano	1	—	1	—	1	—	—	—	1	—	—	—	—	12/6/25 at St. Lawrence	Winn	8
Nick DeSantis	2	1	1	—	1	1	—	—	2	—	—	1	1	12/6/25 at St. Lawrence	Winn	8
Luke Devlin	3	3	—	—	1	1	1	—	3	—	—	1	—	1/17/26 vs. Quinnipiac	Marinov	2
Gio DiGiulian	5	2	3	—	2	1	2	—	5	—	—	2	1	1/2/26 vs. Omaha	Cowan	7
Sean Donaldson	—	—	—	—	—	—	—	—	—	—	—	—	—	—	—	—
George Fegaras	2	2	—	—	1	1	—	—	2	—	—	1	—	1/24/26 vs. Harvard	Charette	0
Michael Fisher	—	—	—	—	—	—	—	—	—	—	—	—	—	—	—	—
Hudson Gorski	—	—	—	—	—	—	—	—	—	—	—	—	—	—	—	—
Donovan Hamilton	—	—	—	—	—	—	—	—	—	—	—	—	—	—	—	—
Reegan Hiscock	5	3	1	1	1	3	1	—	5	—	—	1	1	1/3/26 vs. Omaha	Cowan	6
Jake Kraft	5	4	1	—	1	2	1	1	3	1	1	1	3	1/24/26 vs. Harvard	Charette	0
Aiden Long	5	5	—	—	3	1	1	—	5	—	—	—	—	1/24/26 vs. Harvard	Charette	0
Charlie Major	5	3	2	—	—	4	1	—	3	2	—	3	2	1/10/26 vs. Alaska	Vachon	4
Luke McCrady	—	—	—	—	—	—	—	—	—	—	—	—	—	—	—	—
Marian Mosko	—	—	—	—	—	—	—	—	—	—	—	—	—	—	—	—
Parker Murray	—	—	—	—	—	—	—	—	—	—	—	—	—	—	—	—
Jack O'Brien	—	—	—	—	—	—	—	—	—	—	—	—	—	—	—	—
Chase Pirtle	3	2	1	—	—	2	1	—	2	1	—	1	1	1/16/26 vs. Princeton	Smith	3
Caton Ryan	6	5	1	—	1	—	5	—	4	2	—	—	1	1/9/26 vs. Alaska	Brice	5
Hoyt Stanley	1	1	—	—	—	—	1	—	1	—	—	1	1	1/16/26 vs. Princeton	Smith	3
Xavier Veilleux	4	3	1	—	2	1	1	—	—	4	—	—	—	1/9/26 vs. Alaska	Vachon	3
Winter Wallace	—	—	—	—	—	—	—	—	—	—	—	—	—	—	—	—
Ryan Walsh	6	6	—	—	1	2	3	—	3	3	—	—	1	1/10/26 vs. Alaska	Empty Net	4
Nicholas Wolfenberg	—	—	—	—	—	—	—	—	—	—	—	—	—	—	—	—

2025-26 GOAL SCORING SUMMARIES

PLAYER	TOTALS	EVEN	PP	SH	HOME	AWAY	NEUTRAL	1ST	2ND	3RD	OT
Connor Arseneault	0-2—2	0-2—2	—	—	0-1—1	0-1—1	—	—	0-2—2	—	—
Luke Ashton	1-4—5	1-3—4	—	0-1—1	1-3—4	0-1—1	—	0-1—1	—	1-3—4	—
Jonathan Castagna	10-10—20	5-6—11	2-3—5	3-1—4	6-8—14	4-2—6	—	1-4—5	3-4—7	6-2—8	—
Tyler Catalano	1-1—2	1-1—2	—	—	0-1—1	1-0—1	—	1-0—1	0-1—1	—	—
Nick DeSantis	2-2—4	2-2—4	—	—	1-1—2	1-1—2	—	1-0—1	1-0—1	0-2—2	—
Luke Devlin	3-2—5	3-2—5	—	—	3-1—4	0-1—1	—	1-1—2	1-1—2	1-0—1	—
Gio DiGiulian	5-4—9	5-2—7	0-2—2	—	2-4—6	3-0—3	—	2-2—4	1-1—2	2-1—3	—
Sean Donaldson	—	—	—	—	—	—	—	—	—	—	—
George Fegaras	2-9—11	2-4—6	0-3—3	0-2—2	2-8—10	0-1—1	—	1-1—2	1-3—4	0-5—5	—
Michael Fisher	0-5—5	0-5—5	—	—	0-4—4	0-1—1	—	0-1—1	0-1—1	0-3—3	—
Hudson Gorski	—	—	—	—	—	—	—	—	—	—	—
Donovan Hamilton	—	—	—	—	—	—	—	—	—	—	—
Reegan Hiscock	5-1—6	5-1—6	—	—	3-1—4	1-0—1	1-0—1	1-0—1	3-0—3	1-1—2	—
Jake Kraft	5-2—7	3-2—5	1-0—1	1-0—1	4-2—6	1-0—1	—	1-1—2	2-1—3	1-0—1	1-0—1
Aiden Long	5-6—11	5-5—10	—	0-1—1	5-4—9	0-2—2	—	3-1—4	1-3—4	1-2—3	—
Charlie Major	5-8—13	3-4—7	2-4—6	—	3-3—6	2-4—6	0-1—1	0-2—2	4-4—8	1-2—3	—
Luke McCrady	—	—	—	—	—	—	—	—	—	—	—
Marian Mosko	—	—	—	—	—	—	—	—	—	—	—
Parker Murray	—	—	—	—	—	—	—	—	—	—	—
Jack O'Brien	0-5—5	0-5—5	—	—	0-2—2	0-3—3	—	0-1—1	—	0-4—4	—
Chase Pirtle	3-5—8	2-3—5	1-2—3	—	2-4—6	1-1—2	—	0-1—1	2-1—3	1-3—4	—
Caton Ryan	6-11—17	4-9—13	2-2—4	—	5-8—13	1-3—4	—	1-3—4	0-4—4	5-4—9	—
Hoyt Stanley	1-8—9	1-4—5	0-4—4	—	1-7—8	0-1—1	—	0-3—3	0-3—3	1-2—3	—
Xavier Veilleux	4-11—15	0-6—6	4-5—9	—	3-8—11	1-3—4	—	2-4—6	1-3—4	1-3—4	0-1—1
Winter Wallace	—	—	—	—	—	—	—	—	—	—	—
Ryan Walsh	6-13—19	3-8—11	3-5—8	—	6-9—15	0-3—3	0-1—1	1-3—4	2-6—8	3-4—7	—
Nicholas Wolfenberg	—	—	—	—	—	—	—	—	—	—	—

2025-26 GOALTENDING BREAKDOWN

PLAYER	OVERALL								HOME								ROAD / NEUTRAL							
	GP	REC	SHO	MIN	GA	GAA	SV	SV%	GP	REC	SHO	MIN	GA	GAA	SV	SV%	GP	REC	SHO	MIN	GA	GAA	SV	SV%
Alexis Cournoyer	15	11-4-0	0	892:10	27	1.82	332	.925	10	9-1-0	0	599:33	17	1.70	205	.923	5	2-3-0	0	292:37	10	2.05	127	.927
Justin Katz	—	—	—	—	—	—	—	—	—	—	—	—	—	—	—	—	—	—	—	—	—	—	—	—
Remington Keopple	4	3-1-0	0	237:31	8	2.02	72	.900	2	2-0-0	0	119:52	4	2.00	40	.909	2	1-1-0	0	117:39	4	2.04	32	.889
Erick Roest	—	—	—	—	—	—	—	—	—	—	—	—	—	—	—	—	—	—	—	—	—	—	—	—
PLAYER	OCTOBER								NOVEMBER								DECEMBER							
	GP	REC	SHO	MIN	GA	GAA	SV	SV%	GP	REC	SHO	MIN	GA	GAA	SV	SV%	GP	REC	SHO	MIN	GA	GAA	SV	SV%
Alexis Cournoyer	—	—	—	—	—	—	—	—	8	6-2-0	0	474:48	11	1.39	197	.947	1	0-1-0	0	57:04	4	4.21	25	.862
Justin Katz	—	—	—	—	—	—	—	—	—	—	—	—	—	—	—	—	—	—	—	—	—	—	—	—
Remington Keopple	1	0-1-0	0	58:32	2	2.05	14	.875	—	—	—	—	—	—	—	—	1	1-0-0	0	59:07	2	2.03	18	.900
Erick Roest	—	—	—	—	—	—	—	—	—	—	—	—	—	—	—	—	—	—	—	—	—	—	—	—
PLAYER	JANUARY								FEBRUARY								MARCH							
	GP	REC	SHO	MIN	GA	GAA	SV	SV%	GP	REC	SHO	MIN	GA	GAA	SV	SV%	GP	REC	SHO	MIN	GA	GAA	SV	SV%
Alexis Cournoyer	6	5-1-0	0	360:18	12	2.00	110	.902	—	—	—	—	—	—	—	—	—	—	—	—	—	—	—	—
Justin Katz	—	—	—	—	—	—	—	—	—	—	—	—	—	—	—	—	—	—	—	—	—	—	—	—
Remington Keopple	2	2-0-0	0	119:52	4	2.00	40	.909	—	—	—	—	—	—	—	—	—	—	—	—	—	—	—	—
Erick Roest	—	—	—	—	—	—	—	—	—	—	—	—	—	—	—	—	—	—	—	—	—	—	—	—

CAREER GOAL SCORING SUMMARIES																
PLAYER	CAREER GOALS	BY SITE			BY PERIOD				BY STRENGTH			GAME WINNER	LAST LEADING	LAST GOAL		GAMES SINCE
		HOME	ROAD	NEUTRAL	1ST	2ND	3RD	OT	EV	PP	SH			DATE / OPP	GOALTENDER	
Connor Arseneault	—	—	—	—	—	—	—	—	—	—	—	—	—	—	—	—
Luke Ashton	6	4	2	—	1	2	0	—	3	3	—	—	1	1/9/26 vs. Alaska	Vachon	5
Jonathan Castagna	26	11	11	4	8	8	10	—	20	3	3	5	7	1/24/26 vs. Harvard	Charette	0
Tyler Catalano	4	2	2	—	3	—	1	—	4	—	—	1	1	12/6/25 at St. Lawrence	Winn	8
Nick DeSantis	27	15	8	4	12	6	9	—	22	5	—	4	4	12/6/25 at St. Lawrence	Winn	8
Luke Devlin	9	6	3	—	5	1	3	—	9	—	—	2	—	1/17/26 vs. Quinnipiac	Marinov	2
Gio DiGiulian	5	2	3	—	2	1	2	—	5	—	—	2	1	1/2/26 vs. Omaha	Cowan	7
Sean Donaldson	3	1	2	—	1	1	1	—	2	1	—	—	—	1/21/23 vs. Princeton	Pearson	32
George Fegaras	6	4	1	1	1	4	1	—	5	1	—	1	—	1/24/26 vs. Harvard	Charette	0
Michael Fisher	—	—	—	—	—	—	—	—	—	—	—	—	—	10/26/23 at UNH	Hellsten	46
Hudson Gorski	—	—	—	—	—	—	—	—	—	—	—	—	—	—	—	—
Donovan Hamilton	—	—	—	—	—	—	—	—	—	—	—	—	—	—	—	—
Reegan Hiscock	5	3	1	1	1	3	1	—	5	—	—	1	1	1/3/26 vs. Omaha	Cowan	6
Jake Kraft	16	11	5	—	6	5	4	1	14	1	1	3	3	1/24/26 vs. Harvard	Charette	0
Aiden Long	5	5	—	—	3	1	1	—	5	—	—	—	—	1/24/26 vs. Harvard	Charette	0
Charlie Major	10	4	5	1	1	5	3	1	8	2	—	4	2	1/10/26 vs. Alaska	Winn	4
Luke McCrady	—	—	—	—	—	—	—	—	—	—	—	—	—	—	—	—
Marian Mosko	—	—	—	—	—	—	—	—	—	—	—	—	—	—	—	—
Parker Murray	—	—	—	—	—	—	—	—	—	—	—	—	—	—	—	—
Jack O'Brien	—	—	—	—	—	—	—	—	—	—	—	—	—	—	—	—
Chase Pirtle	3	2	1	—	—	2	1	—	2	1	—	1	1	1/16/26 vs. Princeton	Smith	3
Caton Ryan	6	5	1	—	1	—	5	—	4	2	—	—	1	1/9/26 vs. Alaska	Brice	5
Hoyt Stanley	5	3	1	1	1	2	2	—	5	—	—	1	1	1/16/26 vs. Princeton	Smith	3
Xavier Veilleux	4	3	1	—	2	1	1	—	0	4	—	—	—	1/9/26 vs. Alaska	Vachon	3
Winter Wallace	4	1	3	—	1	1	2	—	4	—	—	—	1	2/10/24 at Union	Chauvette	22
Ryan Walsh	35	17	11	7	8	13	14	—	25	10	—	7	7	1/10/26 vs. Alaska	Vachon	4
Nicholas Wolfenberg	1	1	—	—	1	—	—	—	1	—	—	—	—	11/1/24 vs. North Dakota	Semtimphelter	13

CAREER GOAL SCORING SUMMARIES											
PLAYER	TOTALS	EVEN	PP	SH	HOME	AWAY	NEUTRAL	1ST	2ND	3RD	OT
Connor Arseneault	0-2—2	0-2—2	—	—	0-1—1	0-1—1	—	—	0-2—2	—	—
Luke Ashton	6-12—18	3-8—11	3-3—6	0-1—1	4-7—11	2-5—7	—	1-5—6	2-1—3	3-6—9	—
Jonathan Castagna	26-34—60	20-29—49	3-4—7	3-1—4	11-20—31	11-10—21	4-4—8	8-10—18	8-14—22	10-10—20	—
Tyler Catalano	4-9—13	4-9—13	—	—	2-5—7	2-4—6	—	3-4—7	0-5—5	1-0—1	—
Nick DeSantis	27-25—52	22-23—45	5-2—7	—	15-7—22	8-15—23	4-3—7	12-9—21	6-9—15	9-7—16	—
Luke Devlin	9-4—13	9-4—13	—	—	6-2—8	3-2—5	—	5-1—6	1-2—3	3-1—4	—
Gio DiGiulian	5-4—9	5-2—7	0-2—2	—	2-4—6	3-0—3	—	2-2—4	1-1—2	2-1—3	—
Sean Donaldson	3-7—10	2-4—6	1-3—4	—	1-7—8	2-0—2	—	1-1—2	1-3—4	1-3—4	—
George Fegaras	6-26—32	5-11—16	1-13—14	0-2—2	4-15—19	1-10—11	1-1—2	1-6—7	4-7—11	1-13—14	—
Michael Fisher	1-6—7	1-6—7	—	—	0-5—5	1-1—2	—	0-2—2	1-1—2	0-3—3	—
Hudson Gorski	—	—	—	—	—	—	—	—	—	—	—
Donovan Hamilton	—	—	—	—	—	—	—	—	—	—	—
Reegan Hiscock	5-1—6	5-1—6	—	—	3-1—4	1-0—1	1-0—1	1-0—1	3-0—3	1-1—2	—
Remington Keopple	0-1—1	0-1—1	—	—	—	0-1—1	—	—	—	0-1—1	—
Jake Kraft	16-17—33	14-15—29	1-2—3	1-0—1	11-7—18	5-9—14	0-1—1	6-7—13	5-7—12	4-3—7	1-0—1
Aiden Long	5-6—11	5-5—10	—	0-1—1	5-4—9	0-2—2	—	3-1—4	1-3—4	1-2—3	—
Charlie Major	10-21—31	8-12—20	2-9—11	—	4-9—13	5-10—15	1-2—3	1-6—7	5-5—10	3-10—13	1-0—1
Luke McCrady	—	—	—	—	—	—	—	—	—	—	—
Marian Mosko	0-1—1	0-1—1	—	—	0-1—1	—	—	0-1—1	—	—	—
Parker Murray	—	—	—	—	—	—	—	—	—	—	—
Jack O'Brien	0-8—8	0-8—8	—	—	0-2—2	0-6—6	—	0-1—1	0-1—1	0-6—6	—
Chase Pirtle	3-5—8	2-3—5	1-2—3	—	2-4—6	1-1—2	—	0-1—1	2-1—3	1-3—4	—
Caton Ryan	6-11—17	4-9—13	2-2—4	—	5-8—13	1-3—4	—	1-3—4	0-4—4	5-4—9	—
Hoyt Stanley	5-27—32	5-23—28	0-4—4	—	3-15—18	1-8—9	1-4—5	1-9—10	2-9—11	2-9—11	—
Xavier Veilleux	4-11—15	0-6—6	4-5—9	—	3-8—11	1-3—4	—	2-4—6	1-3—4	1-3—4	0-1—1
Winter Wallace	4-6—10	4-5—9	0-1—1	—	1-3—4	3-3—6	—	1-2—3	1-0—1	2-4—6	—
Ryan Walsh	35-37—72	25-21—46	10-15—25	0-1—1	17-18—35	11-12—23	7-7—14	8-9—17	13-17—30	14-10—24	0-1—1
Nicholas Wolfenberg	1-1—2	1-1—2	—	—	1-0—1	0-1—1	—	1-0—1	0-1—1	—	—

CAREER GOALTENDING BREAKDOWN																								
PLAYER	OVERALL								HOME								ROAD / NEUTRAL							
	GP	REC	SHO	MIN	GA	GAA	SV	SV%	GP	REC	SHO	MIN	GA	GAA	SV	SV%	GP	REC	SHO	MIN	GA	GAA	SV	SV%
Alexis Cournoyer	15	11-4-0	0	892:10	27	1.82	332	.925	10	9-1-0	0	599:33	17	1.70	205	.923	5	2-3-0	0	292:37	10	2.05	127	.927
Justin Katz	—	—	—	—	—	—	—	—	—	—	—	—	—	—	—	—	—	—	—	—	—	—	—	—
Remington Keopple	16	6-4-1	1	776:09	27	2.09	236	.897	4	3-0-0	0	183:34	7	2.29	59	.894	12	3-4-1	0	552:35	20	2.17	177	.898
Erick Roest	—	—	—	—	—	—	—	—	—	—	—	—	—	—	—	—	—	—	—	—	—	—	—	—
PLAYER	OCTOBER								NOVEMBER								DECEMBER							
	GP	REC	SHO	MIN	GA	GAA	SV	SV%	GP	REC	SHO	MIN	GA	GAA	SV	SV%	GP	REC	SHO	MIN	GA	GAA	SV	SV%
Alexis Cournoyer	—	—	—	—	—	—	—	—	8	6-2-0	0	474:48	11	1.39	197	.947	1	0-1-0	0	57:04	4	4.21	25	.862
Justin Katz	—	—	—	—	—	—	—	—	—	—	—	—	—	—	—	—	—	—	—	—	—	—	—	—
Remington Keopple	2	0-2-0	0	98:32	6	3.65	25	.806	4	1-2-0	0	200:17	8	2.40	67	.893	3	1-0-0	0	72:31	4	3.31	23	.852
Erick Roest	—	—	—	—	—	—	—	—	—	—	—	—	—	—	—	—	—	—	—	—	—	—	—	—
PLAYER	JANUARY								FEBRUARY								MARCH							
	GP	REC	SHO	MIN	GA	GAA	SV	SV%	GP	REC	SHO	MIN	GA	GAA	SV	SV%	GP	REC	SHO	MIN	GA	GAA	SV	SV%
Alexis Cournoyer	6	5-1-0	0	360:18	12	2.00	110	.902	—	—	—	—	—	—	—	—	—	—	—	—	—	—	—	—
Justin Katz	—	—	—	—	—	—	—	—	—	—	—	—	—	—	—	—	—	—	—	—	—	—	—	—
Remington Keopple	4	3-0-0	0	216:55	6	1.66	73	.924	2	0-0-1	0	87:55	3	2.05	27	.900	1	1-0-0	1	59:59	0	0.00	21	1.000
Erick Roest	—	—	—	—	—	—	—	—	—	—	—	—	—	—	—	—	—	—	—	—	—	—	—	—

GOALS SCORED, GAME

1.	19	1/13/1965 vs. Hamilton (W, 19-0)
	19	1/27/1968 at Yale (W, 19-1)
3.	18	1/20/1968 at Penn (W, 18-1)
4.	16	12/14/1957 vs. Lehigh (W, 16-3)
5.	15	11/25/1965 vs. York (W, 15-0)
	15	11/25/1975 vs. uOttawa (W, 15-2)
7.	14	2/10/1965 at Hamilton (W, 14-0)
	14	11/24/1966 vs. McMaster (W, 14-2)
	14	2/17/1968 vs. Dartmouth (W, 14-2)
	14	1/8/1969 vs. Penn (W, 14-0)
	14	3/4/1970 vs. Dartmouth (W, 14-0)
12.	13	Nine times, Last: 1/21/1978 vs. Yale (W, 13-1)

GOALS SCORED, PERIOD

1.	9	12/14/1957 vs. Lehigh — 1st period (W, 16-3)
	9	1/27/1968 at Yale — 2nd period (W, 19-1)
	9	1/21/1978 vs. Yale — 1st period (W, 13-1)
4.	8	3/4/1961 vs. Penn — 3rd period (W, 13-1)
	8	2/21/1979 vs. Harvard — 1st period (W, 11-3)
6.	7	3/3/1962 vs. Penn — 2nd period (W, 10-0)
	7	1/13/1965 vs. Hamilton — 2nd period (W, 19-0)
	7	1/13/1965 vs. Hamilton — 3rd period (W, 19-0)
	7	2/10/1965 at Hamilton — 1st period (W, 14-0)
	7	11/24/1966 vs. McMaster — 1st period (W, 14-2)
	7	1/19/1967 at Colgate — 1st period (W, 10-2)
	7	1/20/1968 at Penn — 2nd period (W, 18-1)
	7	1/20/1968 at Penn — 3rd period (W, 18-1)
	7	2/17/1968 at Dartmouth — 2nd period (W, 14-2)
	7	2/5/1969 at Yale — 2nd period (W, 11-2)
	7	12/28/1973 vs. Colo. Coll. — 2nd period (W, 9-8)
	7	11/25/1975 vs. uOttawa — 3rd period (W, 15-2)

MARGIN OF VICTORY

1.	+19	1/13/1965 vs. Hamilton (W, 19-0)
2.	+18	1/27/1968 at Yale (W, 19-1)
3.	+17	1/20/1968 at Penn (W, 18-1)
4.	+15	11/25/1965 vs. York (W, 15-0)
5.	+14	2/10/1965 at Hamilton (W, 14-0)
	+14	1/8/1969 vs. Penn (W, 14-0)
	+14	3/4/1970 vs. Dartmouth (W, 14-0)
8.	+13	1/4/1911 at Western Reserve (W, 13-0)
	+13	12/14/1957 vs. Lehigh Club (W, 16-3)
	+13	11/30/1963 at Penn (W, 13-0)
	+13	11/23/1968 vs. Guelph (W, 13-0)
	+13	11/25/1975 vs. uOttawa (W, 15-2)
13.	+12	Six times, Last: 1/21/1978 vs. Yale (W, 13-1)

MARGIN OF DEFEAT

1.	-23	12/27/1939 vs. Boston College (L, 1-14)
2.	-18	1/10/1959 at Harvard (L, 0-18)
3.	-16	1/19/1946 at Yale (L, 2-18)
4.	-14	3/2/1959 vs. Middlebury (L, 1-15)
5.	-13	1/21/1928 at Princeton (L, 1-14)
	-13	1/18/1947 at Yale (L, 0-13)
	-13	2/21/1948 at Colgate (L, 1-14)
	-13	2/23/1959 vs. Harvard (L, 0-13)
	-13	12/16/1959 at Yale (L, 0-13)
10.	-12	1/6/1945 at Army (L, 1-13)
	-12	2/19/1947 at Colgate (L, 3-15)
	-12	12/19/1957 vs. Princeton (L, 1-13)
	-12	2/14/1959 at Dartmouth (L, 2-14)
	-12	1/23/1960 vs. Dartmouth (L, 0-12)

POWER-PLAY GOALS, GAME

1.	7	11/18/1977 vs. York (W, 10-3)
2.	6	1/4/1973 vs. Loyola (W, 13-5)
	6	11/21/1975 vs. Waterloo (W, 9-1)
	6	1/19/1980 vs. Yale (W, 9-4)
	6	2/4/2023 vs. Union (W, 10-1)
6.	5	9 times, Last: 2/8/2003 vs. Vermont (W, 8-1)

POWER-PLAY GOALS, PERIOD

1.	5	2/4/2023 vs. Union — 1st period (W, 10-1)
2.	4	1/2/1971 vs. Guelph — 2nd period (W, 7-2)
	4	11/18/1977 vs. York — 2nd period (W, 10-3)
	4	1/26/1980 vs. Maine — 3rd period (W, 6-2)
	4	2/8/2003 vs. Vermont — 2nd period (W, 8-1)
6.	3	23 times, Most recent: 11/7/2015 vs. Quinnipiac — 1st period (OTL, 4-5)

SHORT-HANDED GOALS, GAME

1.	4	12/18/1961 vs. Ohio (W, 9-0)
2.	3	1/13/1965 vs. Hamilton (W, 19-0)
3.	2	25 times, Last: 1/13/2012 at Quinnipiac (W, 3-2)

SHORT-HANDED GOALS, PERIOD

1.	3	12/18/1961 vs. Ohio — 2nd period (W, 9-0)
	3	1/13/1965 vs. Hamilton — 3rd period (W, 19-0)
3.	2	1/19/1967 vs. Colgate — 3rd period (W, 10-2)
	2	12/28/1976 vs. Princeton — 3rd period (W, 8-5)
	2	2/11/1978 at Dartmouth — 2nd period (W, 7-1)
	2	2/7/1986 at St. Lawrence — 3rd period (W, 7-4)
	2	12/29/1986 at Wisconsin — 3rd period (L, 5-7)
	2	2/20/1988 vs. Yale — 3rd period (W, 7-4)
	2	1/15/1995 vs. Army — 2nd period (W, 8-2)
	2	1/13/2012 at Quinnipiac — 3rd period (W, 3-2)

FASTEST GOAL, GAME START

1.	0:06	Bob Murray (2/11/1974 vs. Yale)
2.	0:08	Robert Spitzmiller (2/12/1930 vs. St. Lawrence)
	0:08	Pete Marcov (12/13/1983 at Princeton)
	0:08	Doug Derraugh (11/10/1990 vs. Princeton)
	0:08	Dalton Bancroft (11/8/2024 vs. Yale)
6.	0:09	Brian McCutcheon (1/3/1970 vs. Colgate)
7.	0:12	Tyler McManus (12/5/1992 at Harvard)
8.	0:13	Roger Eastman (12/14/1957 vs. Lehigh)
9.	0:14	Doug Ferguson (3/8/1966 vs. Boston College)
10.	0:15	Murray Stephen (1/16/1965 at Harvard)

FASTEST TWO GOALS

1.	0:05	3/5/1960 vs. Colgate (W, 5-2)
	0:05	2/14/2020 vs. Union (W, 5-2)
3.	0:06	3/9/1971 vs. Providence (W, 6-3)
	0:06	1/24/2025 vs. Harvard (W, 4-1)
	0:06	1/10/2026 vs. Alaska (W, 5-2)
5.	0:07	2/10/1965 at Hamilton (W, 14-0)
6.	0:08	1/27/1968 at Yale (W, 19-1)
	0:08	12/1/1978 vs. Brown (L, 5-7)
	0:08	3/8/1985 vs. Yale (W, 9-2)
	0:08	11/17/2017 vs. St. Lawrence (W, 6-1)

FASTEST TWO GOALS, GAME START

1.	0:36	11/23/1968 vs. Guelph (W, 13-0)
2.	1:11	3/2/1991 vs. Colgate (W, 8-1)
3.	1:14	11/26/2022 vs. UConn (W, 6-0)
4.	1:20	11/21/1964 vs. Waterloo (W, 5-4)
5.	1:23	1/24/2025 vs. Harvard (W, 4-1)
6.	1:40	12/14/1957 vs. Lehigh (W, 16-3)
7.	1:44	1/17/1987 vs. Brown (OTL, 4-5)
8.	1:53	3/5/1960 vs. Colgate (W, 5-2)
9.	1:54	2/7/1986 at St. Lawrence (W, 7-4)
10.	1:55	3/14/1969 vs. Michigan Tech (OTW, 4-3)

FASTEST THREE GOALS

1.	0:23	2/4/2023 vs. Union (W, 10-1) — <i>all PPG</i>
2.	0:24	2/28/1976 vs. Princeton (W, 8-2)
3.	0:29	1/13/1965 vs. Hamilton (W, 19-0) — <i>all SHG</i>
4.	0:32	1/20/1968 at Penn (W, 18-1)
5.	0:38	1/24/1969 at Penn (W, 10-3)
6.	0:40	3/4/1961 vs. Penn (W, 13-1)
7.	0:43	2/4/2023 vs. Union (W, 10-1)
8.	0:45	12/14/1957 vs. Lehigh (W, 16-3)
9.	0:51	3/10/1979 vs. Boston University (W, 7-4)
10.	0:52	1/9/1965 vs. Princeton (W, 7-3)

FASTEST THREE GOALS, GAME START

1.	2:29	2/28/1976 vs. Princeton (W, 8-2)
2.	3:28	11/23/1968 vs. Guelph (W, 13-0)
3.	3:47	3/2/1991 vs. Colgate (W, 8-1)
4.	3:52	11/24/1966 vs. McMaster (W, 14-2)
5.	4:30	2/22/1975 at Princeton (W, 9-5)
6.	4:33	12/5/1978 vs. St. Lawrence (W, 8-0)
7.	4:34	1/27/1968 at Yale (W, 19-1)
8.	5:03	12/18/1967 at Harvard (W, 9-0)
9.	5:09	1/13/1940 at St. Lawrence (W, 5-3)
10.	5:21	3/14/1969 vs. Michigan Tech (OTW, 4-3)

FASTEST FOUR GOALS

1.	0:54	2/4/2023 vs. Union (W, 10-1) — <i>first 3G were PPG</i>
2.	1:34	3/4/1961 vs. Penn (W, 13-1)
3.	1:35	1/21/1978 vs. Yale (W, 13-1)
4.	1:37	2/28/1976 vs. Princeton (W, 8-2)
5.	1:39	3/4/1961 vs. Penn (W, 13-1)
6.	1:43	11/25/1975 vs. uOttawa (W, 15-2)
7.	1:48	1/20/1968 at Penn (W, 18-1)
8.	2:01	11/25/1975 vs. uOttawa (W, 15-2)
9.	2:05	11/25/1975 vs. uOttawa (W, 15-2)
10.	2:06	12/3/1977 at Brown (L, 6-7)

FASTEST FIVE GOALS

1.	2:01	3/4/1961 vs. Penn (W, 13-1)
2.	2:29	11/25/1975 vs. uOttawa (W, 15-2)
3.	2:35	11/25/1975 vs. uOttawa (W, 15-2)
4.	3:04	1/21/1978 vs. Yale (W, 13-1)
5.	3:34	11/25/1975 vs. uOttawa (W, 15-2)
6.	3:35	2/4/2023 vs. Union (W, 10-1) — <i>first 4G were PPG</i>
7.	3:39	3/4/1961 vs. Penn (W, 13-1)
8.	3:42	1/27/1968 at Yale (W, 19-1)
9.	3:46	1/21/1978 at Yale (W, 19-1)
10.	3:56	1/27/1968 vs. Yale (W, 13-1)

MOST SAVES BY TEAM, GAME

1.	61	2/23/1959 vs. Harvard (L, 0-13) <i>John Detwiler (61 saves)</i>
	61	3/6/1982 at Yale (L, 2-5) <i>Brian Hayward (61 saves)</i>
3.	60	12/17/1958 vs. Yale (L, 1-12) <i>Pete Wheelwright (29 saves); John Detwiler (31 saves)</i>
	60	12/20/1962 vs. Clarkson (L, 3-8) <i>Laing Kennedy (60 saves)</i>
	60	1/3/1986 at British Columbia (W, 5-2) <i>Doug Dadswell (60 saves)</i>
	60	3/17/2013 at Quinnipiac (L, 2-3 — 2OT) <i>Andy Iles (60 saves)</i>
7.	59	3/26/2006 vs. Wisconsin (L, 0-1 — 3OT) <i>David McKee (59 saves)</i>
8.	58	1/10/1959 at Harvard (L, 0-18) <i>John Detwiler (58 saves)</i>
9.	57	3/14/1986 vs. Yale (W, 3-2 — 2OT) <i>Doug Dadswell (57 saves)</i>
	57	2/4/1961 at Harvard (L, 1-2) <i>Laing Kennedy (57 saves)</i>

POINTS IN SEASON, PLAYER

1.	83	Lance Nethery	1977-78
2.	78	Lance Nethery	1976-77
3.	74	Brian Cornell	1968-69
4.	71	Doug Ferguson	1965-66
5.	69	Carlo Ugolini	1972-73
6.	68	James Vaughan	1975-76
7.	66	Doug Derrauagh	1990-91
8.	65	Lance Nethery	1978-79
9.	63	Larry Fullan	1971-72
	63	Doug Marrett	1972-73
	63	David Peace	1974-75

GOALS SCORED IN SEASON, PLAYER

1.	37	Doug Ferguson	1965-66
2.	34	Doug Marrett	1972-73
3.	32	Lance Nethery	1976-77
4.	31	James Vaughan	1975-76
	31	Brock Tredway	1978-79
6.	30	Doug Derrauagh	1990-91
7.	29	Brian Cornell	1967-68
	29	Mark Trivett	1976-77
	29	Roy Kerling	1977-78
	29	Brock Tredway	1980-81

ASSISTS IN SEASON, PLAYER

1.	60	Lance Nethery	1977-78
2.	52	Brian Cornell	1968-69
3.	47	Lance Nethery	1978-79
4.	46	Lance Nethery	1976-77
5.	44	Carlo Ugolini	1972-73
6.	43	Larry Fullan	1971-72
7.	41	Brian Campbell	1974-75
8.	40	Peter Tufford	1968-69
9.	39	Michael Doran	1965-66
	39	Steve Bajinski	1974-75

SAVES IN SEASON, PLAYER

1.	967	Doug Dadswell	1985-86
2.	906	Mitch Gillam	2015-16
3.	898	Andy Iles	2012-13
4.	894	Ben Scrivens	2009-10
5.	883	Ben Scrivens	2007-08
6.	870	Andy Iles	2011-12
7.	857	Doug Dadswell	1984-85
8.	856	Jason Elliott	1997-98
9.	843	Mitch Gillam	2016-17
10.	836	Dave Elenbaas	1972-73

GOALS-AGAINST AVERAGE, SEASON

1.	1.20	Dave LeNeveu	2002-03
2.	1.24	David McKee	2004-05
3.	1.48	Ken Dryden	1966-67
4.	1.51	Matthew Galajda	2017-18
5.	1.52	Ken Dryden	1967-68
6.	1.56	Matthew Galajda	2019-20
7.	1.69	Ian Shane	2023-24
8.	1.72	Ian Shane	2022-23
9.	1.74	Ben Scrivens	2008-09
10.	1.81	Ken Dryden	1968-69

SHUTOUTS, SEASON

1.	10	David McKee	2004-05
2.	9	Dave LeNeveu	2002-03
3.	9	Matthew Galajda	2017-18
4.	7	Ben Scrivens	2008-09
5.	7	Ben Scrivens	2009-10
6.	7	Mitch Gillam	2015-16
7.	6	Ken Dryden	1967-68
8.	6	Andy Iles	2011-12
9.	5	Five times, Last: Ian Shane (2022-23)	

POINTS IN SEASON, TEAM

1.	530	1976-77	# of players with points:	20
2.	522	1977-78	# of players with points:	22
3.	502	1968-69	# of players with points:	18
4.	480	1967-68	# of players with points:	18
	474	1975-76	# of players with points:	26
6.	465	1971-72	# of players with points:	19
	465	1969-70	# of players with points:	17
8.	433	1978-79	# of players with points:	23
9.	430	1972-73	# of players with points:	19
10.	427	1974-75	# of players with points:	20

GOALS SCORED IN SEASON, TEAM

1.	204	1976-77	# of players with goals:	20
2.	195	1977-78	# of players with goals:	21
3.	190	1968-69	# of players with goals:	16
4.	187	1967-68	# of players with goals:	17
5.	179	1969-70	# of players with goals:	17
6.	176	1971-72	# of players with goals:	16
7.	174	1975-76	# of players with goals:	18
8.	166	1978-79	# of players with goals:	20
9.	164	1966-67	# of players with goals:	14
10.	159	1970-71	# of players with goals:	19

ASSISTS IN SEASON, TEAM

1.	327	1977-78	# of players with assists:	20
	326	1976-77	# of players with assists:	20
3.	312	1968-69	# of players with assists:	18
4.	300	1975-76	# of players with assists:	25
5.	293	1967-68	# of players with assists:	18
6.	289	1971-72	# of players with assists:	19
	286	1969-70	# of players with assists:	17
8.	274	1972-73	# of players with assists:	18
	270	1974-75	# of players with assists:	20
	267	1978-79	# of players with assists:	22

SAVES IN SEASON, TEAM

1.	1030	1985-86	Games: 32	SV/game: 32.19
2.	1026	1980-81	Games: 31	SV/game: 33.10
3.	1004	1997-98	Games: 33	SV/game: 30.42
4.	978	1996-97	Games: 35	SV/game: 27.94
5.	951	1979-80	Games: 31	SV/game: 30.68
6.	949	2010-11	Games: 34	SV/game: 27.91
7.	948	2007-08	Games: 36	SV/game: 26.33
8.	938	1993-94	Games: 30	SV/game: 31.27
9.	936	2015-16	Games: 34	SV/game: 27.53
10.	931	1984-85	Games: 30	SV/game: 31.03

GOALS-AGAINST AVERAGE, SEASON

1.	1.237	2004-05	GA: 44	Minutes: 2134:19
2.	1.262	2002-03	GA: 46	Minutes: 2187:32
3.	1.483	1967-68	GA: 43	Minutes: 1740:00
4.	1.516	2017-18	GA: 50	Minutes: 1978:38
5.	1.542	2019-20	GA: 45	Minutes: 1750:43
6.	1.586	1966-67	GA: 46	Minutes: 1740:00
7.	1.681	2001-02	GA: 61	Minutes: 2176:41
8.	1.798	2023-24	GA: 64	Minutes: 2135:41
9.	1.822	2003-04	GA: 59	Minutes: 1942:47
10.	1.844	2009-10	GA: 63	Minutes: 2049:53

SHUTOUTS, SEASON

1.	10	2004-05
	10	2017-18
3.	9	2002-03
4.	7	2008-09
	7	2009-10
	7	2015-16
	6	1967-68
8.	6	2011-12
9.	5	Eight times, Last: 2022-23

CAREER POINTS

1.	271	Lance Nethery	1975-79
2.	207	Brock Tredway	1977-81
3.	200	Roy Kerling	1977-78, 1979-82
4.	187	Doug Ferguson	1964-67
5.	177	Duanne Moeser	1982-86
6.	165	Larry Fullan	1969-72
7.	160	Peter Tufford	1966-69
8.	159	Gary Cullen	1981-85
9.	154	James Vaughan	1974-77
10.	153	Doug Derrauagh	1987-91

CAREER GOALS SCORED

1.	113	Brock Tredway	1977-81
2.	93	Roy Kerling	1977-78, 1979-82
3.	91	Doug Ferguson	1964-67
	91	Lance Nethery	1975-79
5.	81	Duanne Moeser	1982-86
6.	73	Joe Nieuwendyk	1984-87
7.	71	James Vaughan	1974-77
	71	Matt Moulson	2002-06
9.	68	John Hughes	1967-70
	68	Peter Tufford	1966-69
	68	Trent Andison	1987-91

CAREER ASSISTS

1.	180	Lance Nethery	1975-79
2.	108	Larry Fullan	1969-72
3.	107	Roy Kerling	1977-78, 1979-82
4.	105	Gary Cullen	1981-85
5.	96	Doug Ferguson	1964-67
	96	Duanne Moeser	1982-86
7.	95	Brian Cornell	1966-69
8.	94	Brock Tredway	1977-81
9.	93	Kyle Knopp	1995-99
10.	92	Brian Campbell	1973-76
	92	Peter Tufford	1966-69

CAREER SAVES

1.	2,988	Andy Iles	2010-14
2.	2,824	Ben Scrivens	2006-10
3.	2,462	Jason Elliott	1994-98
4.	2,403	Mitch Gillam	2013-17
5.	2,345	Ian Shane	2021-25
6.	2,228	Corrie D'Alessio	1987-91
7.	2,225	Brian Hayward	1978-82
8.	2,208	David McKee	2003-06
9.	2,143	Darren Eliot	1979-83
10.	2,052	Matt Underhill	1998-02

CAREER GOALS-AGAINST AVERAGE

1.	1.291	Dave LeNeveu	2001-03
2.	1.593	Ken Dryden	1966-69
3.	1.639	Matthew Galajda	2017-20
4.	1.715	David McKee	2003-06
5.	1.853	Ian Shane	2021-25
6.	1.932	Ben Scrivens	2006-10
7.	2.102	Brian Cropper	1968-71
8.	2.152	Mitch Gillam	2013-17
9.	2.261	Andy Iles	2010-14
10.	2.319	Matt Underhill	1998-02

CAREER SHUTOUTS

1.	19	Matthew Galajda	2017-20
	19	Ben Scrivens	2006-10
3.	18	David McKee	2003-06
4.	14	Ian Shane	2021-25
5.	13	Ken Dryden	1966-69
6.	11	Dave LeNeveu	2001-03
	11	Mitch Gillam	2013-17
8.	10	Laing Kennedy	1960-63
9.	9	Andy Iles	2010-14
10.	7	Brian Cropper	1968-71
	7	Errol McKibbin	1963-66

2025-26 OVERALL STATISTICS

Overall **14-5-0** Home **11-1-0** Away **3-3-0** Neutral **0-1-0** ECAC Hockey **9-3-0**

#	PLAYER	GP	G	A	PTS	SH	SH%	+/-	PN-MIN	MIN	MAJ	OTH	PPG	SHG	FG	GWG	GTG	OTG	HT	PN	UA	BLK	SHOOTOUTS		
																							G	ATT	PCT
38	Jonathan Castagna	19	10	10	20	55	.182	+15	5-10	5	0	0	2	3	0	2	0	0	0	0	0	19	0	0	—
14	Ryan Walsh	19	6	13	19	41	.146	+3	6-12	6	0	0	3	0	2	0	0	0	0	0	1	12	0	0	—
12	Caton Ryan	19	6	11	17	42	.143	+11	3-6	3	0	0	2	0	1	0	0	0	0	0	0	4	0	0	—
4	Xavier Veilleux	19	4	11	15	36	.111	+2	2-4	2	0	0	4	0	0	0	0	0	0	0	0	14	0	0	—
9	Charlie Major	17	5	8	13	52	.096	E	1-2	1	0	0	2	0	0	3	0	0	0	0	1	9	0	0	—
17	Aiden Long	19	5	6	11	40	.125	+13	7-14	7	0	0	0	0	1	0	0	0	0	0	0	8	0	0	—
6	George Fegas	19	2	9	11	43	.047	+10	12-24	12	0	0	0	0	1	1	0	0	0	0	0	20	0	0	—
18	Gio DiGiulian	19	5	4	9	20	.250	+4	6-12	6	0	0	1	0	1	2	0	0	0	0	0	8	0	0	—
5	Hoyt Stanley	19	1	8	9	25	.040	-1	6-12	6	0	0	0	0	0	1	0	0	0	0	0	25	0	0	—
22	Chase Pirtle	13	3	5	8	12	.250	+3	0-0	0	0	0	1	0	0	1	0	0	0	0	0	1	0	0	—
10	Jake Kraft	19	5	2	7	36	.139	+5	3-6	3	0	0	1	1	2	1	0	1	0	0	0	13	0	0	—
21	Reegan Hiscock	19	5	1	6	20	.250	-2	3-6	3	0	0	0	0	1	1	0	0	0	0	0	4	0	0	—
8	Luke Devlin	19	3	2	5	30	.100	+3	4-8	4	0	0	0	0	0	1	0	0	0	0	0	9	0	0	—
27	Luke Ashton	19	1	4	5	22	.045	+11	1-2	1	0	0	0	0	0	0	0	0	0	0	0	18	0	0	—
3	Jack O'Brien	19	0	5	5	13	.000	+11	1-2	1	0	0	0	0	0	0	0	0	0	0	0	21	0	0	—
16	Michael Fisher	19	0	5	5	18	.000	+10	4-8	4	0	0	0	0	0	0	0	0	0	0	0	9	0	0	—
28	Nick DeSantis	19	2	2	4	16	.125	+11	2-4	2	0	0	0	0	1	1	0	0	0	0	0	5	0	0	—
15	Tyler Catalano	19	1	1	2	9	.111	+2	4-8	4	0	0	0	0	0	0	0	0	0	0	1	6	0	0	—
19	Connor Arseneault	8	0	2	2	4	.000	+2	2-4	2	0	0	0	0	0	0	0	0	0	0	0	1	0	0	—
2	Hudson Gorski	2	0	0	0	0	.000	+2	0-0	0	0	0	0	0	0	0	0	0	0	0	0	0	0	0	—
7	Luke McCrady	1	0	0	0	0	.000	E	1-2	1	0	0	0	0	0	0	0	0	0	0	0	0	0	0	—
23	Winter Wallace	13	0	0	0	9	.000	-2	2-4	2	0	0	0	0	0	0	0	0	0	0	0	0	0	0	—
24	Nicholas Wolfenberg	1	0	0	0	0	.000	+1	0-0	0	0	0	0	0	0	0	0	0	0	0	0	1	0	0	—
26	Donovan Hamilton	2	0	0	0	0	.000	E	0-0	0	0	0	0	0	0	0	0	0	0	0	0	0	0	0	—
30	Alexis Cournoyer	15	0	0	0	0	.000	E	0-0	0	0	0	0	0	0	0	0	0	0	0	0	0	0	0	—
33	Remington Keopple	4	0	0	0	0	.000	E	0-0	0	0	0	0	0	0	0	0	0	0	0	0	0	0	0	—
TEAM									0-0																
TOTALS		19	64	109	173	543	.118	+114	75-150	75	0	0	16	4	10	14	0	1	0	0	3	207	0	0	—
OPPONENTS		19	35	52	87	439	.080	-121	76-152	76	0	0	11	0	8	5	0	0	0	0	5	239	0	0	—

#	PLAYER	GP-GS	MIN	GA	GAA	SV	SV%	W	L	T	SHO	PPG	SHG	ENG
30	Alexis Cournoyer	15-15	892:10	27	1.82	332	.925	11	4	0	0	6	0	0
33	Remington Keopple	4-4	273:31	8	2.02	72	.900	3	1	0	0	5	0	0
EMPTY NET			10:53	0	—	—	—	—	—	—	—	0	0	0
TOTALS		19	1140:34	35	1.84	404	.920	14	5	0	0	11	0	0
OPPONENTS		19	1140:34	64	3.52	479	.877	5	14	0	0	16	4	3

FACEOFFS

#	PLAYER	W	L	PCT
38	Jonathan Castagna	244	130	.652
10	Jake Kraft	7	4	.636
15	Tyler Catalano	91	65	.583
14	Ryan Walsh	193	156	.553
9	Charlie Major	20	17	.541
28	Nick DeSantis	4	4	.500
23	Winter Wallace	2	2	.500
8	Luke Devlin	1	1	.500
22	Chase Pirtle	1	1	.500
18	Gio DiGiulian	97	103	.485
19	Connor Arseneault	3	5	.375
17	Aiden Long	3	16	.158
12	Caton Ryan	0	3	.000
TOTALS		666	507	.568
OPPONENTS		507	666	.432

POWER-PLAY SCORING

#	PLAYER	G	A	PTS	SH	SH%
4	Xavier Veilleux	4	5	9	14	.286
14	Ryan Walsh	3	5	8	8	.375
9	Charlie Major	2	4	6	7	.286
38	Jonathan Castagna	2	3	5	16	.125
12	Caton Ryan	2	2	4	7	.286
22	Chase Pirtle	1	3	4	2	.500
5	Hoyt Stanley	0	4	4	2	.000
6	George Fegas	0	4	4	6	.000
18	Gio DiGiulian	1	2	3	4	.250
10	Jake Kraft	1	0	1	1	1.000

SHORT-HANDED SCORING

#	PLAYER	G	A	PTS	SH	SH%
38	Jonathan Castagna	3	1	4	7	.429
10	Jake Kraft	1	0	1	5	.200
6	George Fegas	0	1	1	0	.000
17	Aiden Long	0	1	1	0	.000
27	Luke Ashton	0	1	1	0	.000

PERIOD-BY-PERIOD STATS

GOALS	1ST	2ND	3RD	OT	TOTAL
Cornell	16	22	25	1	64
Opponents	15	8	12	0	35
Difference	+1	+14	+13	+1	+29
SHOTS	1ST	2ND	3RD	OT	TOTAL
Cornell	178	196	168	1	543
Opponents	145	130	164	0	439
Difference	+33	+66	+4	+1	+104
SAVES	1ST	2ND	3RD	OT	TOTAL
Cornell	130	122	152	0	404
Opponents	162	174	143	0	479
Difference	-32	-52	+9	0	-75

2025-26 ECAC HOCKEY STATISTICS

Overall **14-5-0** Home **11-1-0** Away **3-3-0** Neutral **0-1-0** ECAC Hockey **9-3-0**

#	PLAYER	GP	G	A	PTS	SH	SH%	+/-	PN-MIN	MIN	MAJ	OTH	PPG	SHG	FG	GWG	GTG	OTG	HT	PN	UA	BLK	SHOOTOUTS		
																							G	ATT	PCT
38	Jonathan Castagna	12	7	6	13	39	.179	+7	2-4	2	0	0	2	2	0	0	0	0	0	0	0	11	0	0	—
14	Ryan Walsh	12	3	7	10	25	.120	+1	4-8	4	0	0	1	0	1	0	0	0	0	0	0	6	0	0	—
4	Xavier Veilleux	12	1	8	9	22	.045	+3	2-4	2	0	0	1	0	0	0	0	0	0	0	0	8	0	0	—
12	Caton Ryan	12	4	4	8	21	.190	+5	3-6	3	0	0	1	0	1	0	0	0	0	0	0	1	0	0	—
9	Charlie Major	10	3	5	8	27	.111	E	0-0	0	0	0	1	0	0	2	0	0	0	0	1	5	0	0	—
6	George Fegasas	12	1	6	7	22	.045	+7	7-14	7	0	0	0	0	0	1	0	0	0	0	0	13	0	0	—
10	Jake Kraft	12	5	1	6	28	.179	+2	2-4	2	0	0	1	1	2	1	0	1	0	0	0	8	0	0	—
17	Aiden Long	12	1	5	6	26	.038	+7	6-12	6	0	0	0	0	0	0	0	0	0	0	0	5	0	0	—
22	Chase Pirtle	8	2	3	5	6	.333	+4	0-0	0	0	0	1	0	0	0	0	0	0	0	0	1	0	0	—
18	Gio DiGiulian	12	2	2	4	12	.167	+3	6-12	6	0	0	0	0	0	2	0	0	0	0	0	5	0	0	—
28	Nick DeSantis	12	2	2	4	12	.167	+8	2-4	2	0	0	0	0	1	1	0	0	0	0	0	4	0	0	—
8	Luke Devlin	12	3	0	3	13	.231	E	3-6	3	0	0	0	0	0	1	0	0	0	0	0	6	0	0	—
21	Reegan Hiscock	12	2	1	3	14	.143	-1	3-6	3	0	0	0	0	0	0	0	0	0	0	0	3	0	0	—
5	Hoyt Stanley	12	1	2	3	16	.063	E	4-8	4	0	0	0	0	0	1	0	0	0	0	0	16	0	0	—
3	Jack O'Brien	12	0	3	3	9	.000	+4	1-2	1	0	0	0	0	0	0	0	0	0	0	0	11	0	0	—
16	Michael Fisher	12	0	3	3	12	.000	+4	2-4	2	0	0	0	0	0	0	0	0	0	0	0	7	0	0	—
27	Luke Ashton	12	0	3	3	14	.000	+6	1-2	1	0	0	0	0	0	0	0	0	0	0	0	12	0	0	—
19	Connor Arseneault	5	0	2	2	0	.000	+2	1-2	1	0	0	0	0	0	0	0	0	0	0	0	1	0	0	—
15	Tyler Catalano	12	1	0	1	7	.143	+3	1-2	1	0	0	0	0	0	0	0	0	0	0	1	2	0	0	—
2	Hudson Gorski	1	0	0	0	0	.000	+2	0-0	0	0	0	0	0	0	0	0	0	0	0	0	0	0	0	—
23	Winter Wallace	10	0	0	0	8	.000	-2	2-4	2	0	0	0	0	0	0	0	0	0	0	0	0	0	0	—
24	Nicholas Wolfenberg	1	0	0	0	0	.000	+1	0-0	0	0	0	0	0	0	0	0	0	0	0	0	1	0	0	—
26	Donovan Hamilton	1	0	0	0	0	.000	E	0-0	0	0	0	0	0	0	0	0	0	0	0	0	0	0	0	—
30	Alexis Cournoyer	11	0	0	0	0	.000	E	0-0	0	0	0	0	0	0	0	0	0	0	0	0	0	0	0	—
33	Remington Keopple	1	0	0	0	0	.000	E	0-0	0	0	0	0	0	0	0	0	0	0	0	0	0	0	0	—
TEAM		0-0																							
TOTALS		12	38	63	101	333	.114	+66	52-104	52	0	0	8	3	5	9	0	1	0	0	2	126	0	0	.000
OPPONENTS		12	21	29	50	290	.072	-68	44-88	44	0	0	5	0	6	3	0	0	0	0	4	152	0	0	.000

#	PLAYER	GP-GS	MIN	GA	GAA	SV	SV%	W	L	T	SHO	PPG	SHG	ENG
30	Alexis Cournoyer	11-11	654:40	19	1.74	251	.930	8	3	0	0	3	0	0
33	Remington Keopple	1-1	59:07	2	2.03	18	.900	1	0	0	0	2	0	0
EMPTY NET			6:47	0	—	—	—	—	—	—	—	0	0	0
TOTALS		12	720:34	21	1.75	269	.928	9	3	0	0	5	0	0
OPPONENTS		12	720:34	38	3.16	295	.886	3	9	0	0	8	3	0

FACEOFFS

#	PLAYER	W	L	PCT
23	Winter Wallace	2	1	.667
38	Jonathan Castagna	147	81	.645
9	Charlie Major	15	9	.625
14	Ryan Walsh	128	96	.571
10	Jake Kraft	4	3	.571
15	Tyler Catalano	54	47	.535
18	Gio DiGiulian	57	67	.460
19	Connor Arseneault	2	3	.400
28	Nick DeSantis	1	2	.333
17	Aiden Long	1	7	.125
8	Luke Devlin	0	1	.000
12	Caton Ryan	0	1	.000
TOTALS		411	318	.564
OPPONENTS		318	411	.436

POWER-PLAY SCORING

#	PLAYER	G	A	PTS	SH	SH%
38	Jonathan Castagna	2	2	4	12	.167
4	Xavier Veilleux	1	3	4	7	.143
14	Ryan Walsh	1	2	3	4	.250
9	Charlie Major	1	2	3	1	1.000
12	Caton Ryan	1	1	2	2	.500
22	Chase Pirtle	1	1	2	2	.500
6	George Fegasas	0	2	2	4	.000
18	Gio DiGiulian	0	2	2	1	.000
10	Jake Kraft	1	0	1	1	1.000
5	Hoyt Stanley	0	1	1	2	.000

SHORT-HANDED SCORING

#	PLAYER	G	A	PTS	SH	SH%
38	Jonathan Castagna	2	1	3	6	.333
10	Jake Kraft	1	0	1	5	.200
6	George Fegasas	0	1	1	0	.000
17	Aiden Long	0	1	1	0	.000
27	Luke Ashton	0	1	1	0	.000

PERIOD-BY-PERIOD STATS

GOALS	1ST	2ND	3RD	OT	TOTAL
Cornell	7	17	13	1	38
Opponents	8	4	9	0	21
Difference	-1	+13	+4	+1	+17
SHOTS	1ST	2ND	3RD	OT	TOTAL
Cornell	106	127	99	1	333
Opponents	92	87	111	0	290
Difference	+14	+40	-12	+1	+43
SAVES	1ST	2ND	3RD	OT	TOTAL
Cornell	84	83	102	0	269
Opponents	99	110	86	0	295
Difference	-15	-27	+16	0	-26

2025-26 GAME-BY-GAME SUMMARY

* - Shootout Win, ** - Shootout Loss, + - Sellout												
DATE	OPPONENT	W-L-T	OVERALL RECORD	ECAC RECORD	GF-GA	SCORERS	W GOAL	PP	PK	SF-SA	W-L Gltdr.	Att.
10/31	at UMass	L	0-1-0	0-0-0	1-2	18	11	0-3	0-2	28-16	30 / 33	3081
11/1	at UMass	W	1-1-0	0-0-0	3-1	18, 9p, 4p	9	2-4	1-1	28-34	30 / 30	3619
11/7	at Harvard	W	2-1-0	1-0-0	3-1	38, 18, 38s	18	0-4	4-4	34-31	30 / 31	3095+
11/8	at Dartmouth	L	2-2-0	1-1-0	1-2	21	12	0-4	3-4	24-26	70 / 30	2523
11/14	Brown	W	3-2-0	2-1-0	4-1	12p, 18, 12, 14	18	1-3	4-4	28-25	30 / 35	4267+
11/15	Yale	W	4-2-0	3-1-0	5-2	14p, 21, 28, 14, 12	28	1-2	3-3	26-29	30 / 1	4267+
11/21	Union	W	5-2-0	4-1-0	2-1	4p, 9	9	1-2	2-3	23-19	30 / 31	3230
11/22	RPI	W	6-2-0	5-1-0	6-1	10, 8, 8, 38p, 9, 38s	8	1-2	3-3	28-24	30 / 30	3760
11/29	vs. Boston Univ.	L	6-3-0	5-1-0	1-2	21	34	0-4	2-3	29-17	40 / 30	17478
12/5	at Clarkson	L	6-4-0	5-2-0	1-4	38p	10	1-3	6-6	33-29	30 / 30	2285
12/6	at St. Lawrence	W	7-4-0	6-2-0	7-2	28, 15, 9p, 38, 12, 22, 10p	9	2-4	3-5	33-20	33 / 31	734
1/2	Omaha	W	8-4-0	6-2-0	6-4	6, 4p, 17, 18, 21, 17	21	2-5	1-2	43-18	30 / 73	1982
1/3	Omaha	W	9-4-0	6-2-0	3-2	21, 17, 38	38	0-2	4-5	25-27	33 / 73	1948
1/9	Alaska	W	10-4-0	6-2-0	7-1	17, 22, 4p, 27, 14p, 12p, 12	22	3-6	3-4	33-20	30 / 32	2108
1/10	Alaska	W	11-4-0	6-2-0	5-2	14p, 9, 38, 14, 38s	38	1-3	2-2	24-17	33 / 32	2874
1/16	Princeton	W	12-4-0	7-2-0	2-1	22p, 5	5	1-4	3-3	28-23	30 / 1	3473
1/17	Quinnipiac	L	12-5-0	7-3-0	1-4	8	19	0-2	3-4	21-27	33 / 30	3643
1/23	Dartmouth	W	13-5-0	8-3-0	2-1	10s, 10	10	0-3	2-2	31-16	30 / 70	4267+
1/24	Harvard	W	14-5-0	9-3-0	4-1	10, 6, 17, 38	6	0-3	3-3	27-18	30 / 31	4267+
1/30	at Yale											
1/31	at Brown											
2/6	at Colgate											
2/7	Colgate											
2/13	at RPI											
2/14	at Union											
2/20	at Quinnipiac											
2/21	at Princeton											
2/27	St. Lawrence											
2/28	Clarkson											

2025-26 PERIOD-BY-PERIOD COMPARISONS

DATE		OPPONENT		GOALS																SHOTS															
				TOTAL			CU BY PERIOD				OPP BY PERIOD				+/- BY PERIOD				TOTAL			CU BY PERIOD				OPP BY PERIOD				+/- BY PERIOD					
		CU	OPP	+/-	1	2	3	OT	1	2	3	OT	1	2	3	OT	CU	OPP	+/-	1	2	3	OT	1	2	3	OT	1	2	3	OT				
10/31	at UMass	1	2	-1	1	0	0	—	1	0	1	—	0	0	-1	—	28	16	+12	6	11	11	—	4	7	5	—	+2	+4	+6	—				
11/1	at UMass	3	1	+2	1	1	1	—	1	0	0	—	0	+1	+1	—	28	34	-6	8	10	10	—	16	9	9	—	-8	+1	+1	—				
11/7	at Harvard	3	1	+2	1	0	2	—	1	0	0	—	0	0	+2	—	34	31	+3	12	11	11	—	2	17	12	—	+10	-6	-1	—				
11/8	at Dartmouth	1	2	-1	0	1	0	—	1	1	0	—	-1	0	0	—	24	26	-2	7	6	11	—	6	11	9	—	+1	-5	+2	—				
11/14	Brown	4	1	+3	1	1	2	—	0	0	1	—	+1	+1	+1	—	25	28	-3	8	8	9	—	7	7	14	—	+1	+1	-5	—				
11/15	Yale	5	2	+3	0	4	1	—	0	1	1	—	0	+3	0	—	26	29	-3	9	10	7	—	10	5	14	—	-1	+5	-7	—				
11/21	Union	2	1	+1	1	1	0	—	1	0	0	—	0	+1	0	—	23	19	+4	9	7	7	—	10	4	5	—	-1	+3	+2	—				
11/22	RPI	6	1	+5	2	2	2	—	1	0	0	—	+1	+2	+2	—	28	24	+4	7	14	7	—	11	3	10	—	-4	+11	-3	—				
11/29	vs. Boston Univ.	1	2	-1	0	1	0	—	1	0	1	—	-1	+1	-1	—	29	17	+12	11	12	6	—	6	6	5	—	+5	+6	+1	—				
12/5	at Clarkson	1	4	-3	1	0	0	—	1	0	3	—	0	0	-3	—	33	29	+4	8	14	11	—	9	8	12	—	-1	+6	-1	—				
12/6	at St. Lawrence	7	2	+5	2	2	3	—	0	2	0	—	+2	0	+3	—	33	20	+13	18	7	8	—	4	11	5	—	+14	-4	+3	—				
1/2	Omaha	6	4	+2	3	0	3	—	2	2	0	—	+1	-2	+3	—	43	18	+25	14	10	19	—	7	6	5	—	+7	+4	+14	—				
1/3	Omaha	3	2	+1	2	0	1	—	1	1	0	—	+1	-1	+1	—	25	27	-2	14	7	4	—	6	9	12	—	+8	-2	-8	—				
1/9	Alaska	7	1	+6	1	2	4	—	1	0	0	—	0	+2	+4	—	33	20	+13	9	13	11	—	9	3	8	—	-1	+10	+3	—				
1/10	Alaska	5	2	+3	1	1	3	—	0	1	1	—	+1	0	+2	—	24	17	+7	10	6	8	—	5	3	9	—	+5	+3	-1	—				
1/16	Princeton	2	1	+1	0	1	1	—	1	0	0	—	-1	+1	+1	—	28	23	+5	5	17	6	—	11	5	7	—	-6	+12	-1	—				
1/17	Quinnipiac	1	4	-3	0	0	1	—	1	0	3	—	-1	0	-2	—	21	27	-6	6	9	6	—	9	6	12	—	-3	+3	-6	—				
1/23	Dartmouth	2	1	+1	0	1	0	1	1	0	0	0	-1	+1	0	+1	31	16	+15	8	12	10	1	4	6	6	0	+4	+6	+4	+1				
1/24	Harvard	4	1	+3	0	3	1	—	0	0	1	—	0	+3	0	—	27	18	+9	9	12	6	—	9	4	5	—	0	+8	+1	—				
1/30	at Yale																																		
1/31	at Brown																																		
2/6	at Colgate																																		
2/7	Colgate																																		
2/13	at RPI																																		
2/14	at Union																																		
2/20	at Quinnipiac																																		
2/21	at Princeton																																		
2/27	St. Lawrence																																		
2/28	Clarkson																																		

2025-26 GAME-BY-GAME SCORING BREAKDOWN

Skaters: Goals-Assists (Game-Winning), Shots / (+/-)Goaltenders: Goals Allowed/Shots, Decision, Minutes Played

Date	Opponent	GORSKI # 2	O'BRIEN # 3	VEILLEUX # 4	STANLEY # 5	FEGARAS # 6	McCRADY # 7	DEVLIN # 8
10/31	at UMass	DND	0-1, 1/+1	0-0, 1/0	0-0, 1/0	0-0, 2/0	DND	0-0, 4/+1
11/1	at UMass	DND	0-0, 0/+1	1-0, 2/0	0-0, 1/-1	0-0, 3/-1	DND	0-1, 1/+1
11/7	at Harvard	DND	0-0, 0/+1	0-0, 2/0	0-1, 3/+1	0-0, 1/+1	DND	0-0, 2/0
11/8	at Dartmouth	DND	0-0, 0/0	0-0, 1/0	0-0, 3/0	0-1, 2/0	DND	0-0, 0/0
11/14	Brown	DND	0-0, 2/+1	0-1, 1/+1	0-0, 1/0	0-2, 1/+1	DND	0-0, 1/0
11/15	Yale	DND	0-1, 1/+1	0-0, 2/0	0-0, 2/0	0-1, 2/+1	DND	0-0, 0/0
11/21	Union	DND	0-0, 1/+1	1-0, 5/0	0-1, 0/0	0-0, 3/0	DND	0-0, 1/0
11/22	RPI	0-0, 0/+2	0-0, 0/0	0/1, 1/0	0-0, 1/0	0-1, 1/+3	DND	2-0 (W), 4/+3
11/29	vs. Boston U.	DND	0-0, 1/+1	0-0, 3/-1	0-0, 3/-1	0-0, 4/0	DND	0-0, 2/0
12/5	at Clarkson	DND	0-0, 0/-1	0-1, 4/-2	0-0, 1/-2	0-0, 4/-1	DND	0-0, 1/-3
12/6	at St. Lawrence	DND	0-2, 3/+1	0-2, 1/+2	0-0, 0/+1	0-0, 1/+2	DND	0-0, 0/0
1/2	Omaha	DND	0-0, 0/+1	1-1, 5/-2	0-0, 1/-2	1-1, 6/+1	DND	0-0, 2/-1
1/3	Omaha	DND	0-0, 1/+2	0-0, 0/+1	0-1, 2/+1	0-0, 4/-1	0-0, 0/0	0-0, 1/+1
1/9	Alaska	DND	0-1, 1/+1	1-1, 2/+1	0-3, 1/+1	0-1, 1/+2	DND	0-0, 2/0
1/10	Alaska	0-0, 0/0	0-0, 0/0	0-1, 1/0	0-2, 0/+1	0-1, 1/+2	DND	0-1, 5/+1
1/16	Princeton	DND	0-0, 1/0	0-1, 2/+1	1-0 (W), 2/+1	0-0, 1/-1	DND	0-0, 1/0
1/17	Quinnipiac	DND	0-0, 0/0	0-0, 0/-2	0-0, 0/-2	0-0, 0/0	DND	1-0, 1/0
1/23	Dartmouth	DND	0-0, 1/-1	0-1, 2/+1	0-0, 0/0	0-1, 4/+1	DND	0-0, 0/0
1/24	Harvard	DND	0-0, 0/+1	0-1, 1/+2	0-0, 3/+1	1-0, 2/0	DND	0-0, 2/0

Date	Opponent	MAJOR # 9	KRAFT # 10	DONALDSON # 11	RYAN # 12	MOSKO # 13	WALSH # 14	CATALANO # 15
10/31	at UMass	0-0, 4/0	0-0, 2/0	DND	0-0, 4/0	DND	0-0, 3/0	0-0, 0/0
11/1	at UMass	1-1 (W), 6/-1	0-0, 0/0	DND	0-1, 4/0	DND	0-2, 1/0	0-0, 0/0
11/7	at Harvard	0-1, 4/0	0-0, 2/0	DND	0-1, 2/+1	DND	0-0, 3/0	0-0, 1/0
11/8	at Dartmouth	0-0, 1/0	0-0, 2/-1	DND	0-0, 1/-1	DND	0-0, 1/-1	0-0, 0/+1
11/14	Brown	DND	0-0, 1/-1	DND	2-0, 4/+2	DND	1-0, 2/+1	0-0, 1/0
11/15	Yale	DND	0-1, 4/+1	DND	1-1, 1/+1	DND	2-0, 4/+1	0-0, 0/-1
11/21	Union	1-0 (W), 3/+1	0-0, 0/+1	DND	0-0, 0/0	DND	0-0, 0/+1	0-0, 1/0
11/22	RPI	1-2, 2/+3	1-0, 3/+2	DND	0-0, 0/0	DND	0-5, 4/+4	0-0, 1/-1
11/29	vs. Boston U.	0-1, 5/+1	0-0, 1/0	DND	0-0, 1/-1	DND	0-1, 1/+1	0-0, 0/0
12/5	at Clarkson	0-1, 3/-3	0-0, 2/0	DND	0-0, 3/-1	DND	0-0, 2/-3	0-0, 0/0
12/6	at St. Lawrence	1-1, 3/0	1-0, 2/0	DND	1-1, 2/+3	DND	0-1, 1/0	1-0, 2/+2
1/2	Omaha	0-0, 3/-1	0-0, 2/0	DND	0-1, 2/+2	DND	0-2, 3/0	0-0, 0/-1
1/3	Omaha	0-0, 4/0	0-1, 0/0	DND	0-2, 3/+2	DND	0-0, 1/0	0-0, 0/-1
1/9	Alaska	0-1, 2/0	0-0, 0/0	DND	2-2, 4/+3	DND	1-0, 4/0	0-1, 2/+1
1/10	Alaska	1-0, 1/+1	0-0, 3/+3	DND	0-1, 2/0	DND	2-1, 3/+1	0-0, 0/0
1/16	Princeton	0-0, 2/0	0-0, 5/0	DND	0-1, 0/-1	DND	0-0, 2/0	0-0, 0/+1
1/17	Quinnipiac	0-0, 3/-1	0-0, 2/-1	DND	0-0, 4/-1	DND	0-0, 0/-2	0-0, 0/+1
1/23	Dartmouth	0-0, 3/0	2-0 (W), 3/+1	DND	0-0, 3/0	DND	0-0, 5/0	0-0, 0/0
1/24	Harvard	0-0, 3/0	1-0, 2/0	DND	0-0, 1/+2	DND	0-1, 1/0	0-0, 1/0

Date	Opponent	FISHER # 16	LONG # 17	DiGIULIAN # 18	ARSENEAULT # 19	HISCOCK # 21	PIRTLE # 22	WALLACE # 23
10/31	at UMass	0-1, 1/+1	0-0, 0/0	1-0, 1/+1	DND	0-0, 0/0	0-0, 2/0	DND
11/1	at UMass	0-0, 2/+1	0-0, 2/-1	1-0, 1/0	0-0, 2/0	0-0, 0/0	DND	0-0, 0/0
11/7	at Harvard	0-0, 1/0	0-1, 1/+1	1-0 (W), 2/+1	DND	0-0, 0/0	0-0, 0/0	0-0, 1/0
11/8	at Dartmouth	0-0, 1/0	0-0, 4/0	0-0, 1/0	0-1, 0/+1	1-0, 1/+1	DND	0-0, 1/0
11/14	Brown	0-1, 1/+1	0-0, 0/+1	1-1 (W), 1/+2	0-0, 0/0	0-0, 2/-1	0-1, 1/+1	0-0, 1/0
11/15	Yale	0-1, 0/+1	0-1, 3/0	0-0, 1/+1	0-1, 0/+1	1-0, 2/+1	0-1, 0/0	0-0, 1/-1
11/21	Union	0-0, 3/+1	0-0, 1/0	0-0, 0/0	0-0, 0/0	0-0, 0/0	DND	0-0, 1/0
11/22	RPI	0-0, 0/0	0-1, 1/+1	0-0, 1/0	DND	0-0, 1/-1	DND	0-0, 2/-1
11/29	vs. Boston U.	0-0, 0/+1	0-0, 3/0	0-0, 1/-1	DND	1-0, 2/0	0-0, 0/0	0-0, 0/0
12/5	at Clarkson	0-0, 1/-1	0-0, 2/-1	0-0, 1/0	0-0, 0/0	0-0, 3/0	DND	0-0, 0/0
12/6	at St. Lawrence	0-0, 2/+1	0-1, 2/+4	0-0, 1/0	DND	0-0, 1/0	1-1, 2/+2	DND
1/2	Omaha	0-0, 0/+1	2-0, 4/+3	1-1, 2/0	0-0, 2/0	1-0 (W), 3/0	0-1, 1/-1	DND
1/3	Omaha	0-0, 0/+2	1-1, 2/+1	0-1, 2/+1	0-0, 0/0	1-0, 1/-1	DND	DND
1/9	Alaska	0-1, 3/+1	1-0, 2/+3	0-0, 0/0	DND	0-0, 0/0	1-1 (W), 1/+1	0-0, 1/0
1/10	Alaska	0-0, 0/-1	0-0, 1/0	0-0, 1/0	DND	0-0, 0/0	0-0, 2/-1	DND
1/16	Princeton	0-0, 0/0	0-0, 3/-1	0-1, 2/0	DND	0-0, 1/0	1-0, 3/+1	DND
1/17	Quinnipiac	0-1, 1/0	0-0, 4/-1	0-0, 1/-1	DND	0-0, 1/-1	0-0, 0/0	0-0, 0/0
1/23	Dartmouth	0-0, 2/-1	0-0, 1/0	0-0, 1/-1	DND	0-0, 0/0	0-0, 0/0	0-0, 1/0
1/24	Harvard	0-0, 0/+2	1-1, 4/+3	0-0, 0/+1	DND	0-1, 2/0	0-0, 0/0	0-0, 0/0

NOTE: SHADED DENOTES MULTI-GAME POINT STREAK

2025-26 GAME-BY-GAME SCORING BREAKDOWN

Skaters: Goals-Assists (Game-Winning), Shots / (+/-) Goalenders: Goals Allowed/Shots, Decision, Minutes Played

Date	Opponent	WOLFENBERG # 24	HAMILTON # 26	ASHTON # 27	DeSANTIS # 28	MURRAY # 29	CASTAGNA # 38	COURNOYER # 30
10/31	at UMass	DND	0-0, 0/0	0-0, 0/0	0-0, 0/+1	DND	0-0, 2/0	DNP
11/1	at UMass	DND	DND	0-0, 2/0	0-0, 0/+1	DND	0-0, 1/0	1/34 W 59:40
11/7	at Harvard	DND	DND	0-1, 2/+1	0-0, 2/+1	DND	2-0, 5/+1	1/31 W 60:00
11/8	at Dartmouth	DND	DND	0-0, 1/0	0-0, 1/0	DND	0-0, 3/0	2/26 L 57:48
11/14	Brown	DND	DND	0-1, 2/0	0-0, 1/+2	DND	0-0, 2/-1	1/28 W 59:21
11/15	Yale	DND	DND	0-0, 2/+1	1-0 (W), 1/+1	DND	0-1, 0/+1	2/29 W 59:54
11/21	Union	DND	DND	0-0, 0/0	0-0, 2/0	DND	0-1, 2/0	1/19 W 60:00
11/22	RPI	DND	DND	0-1, 1/+3	0-0, 0/0	DND	2-0, 5/+1	1/24 W 60:00
11/29	vs. Boston U.	DND	DND	0-0, 1/0	0-0, 0/0	DND	0-0, 1/0	2/17 L 58:05
12/5	at Clarkson	DND	DND	0-0, 3/-1	0-0, 0/0	DND	1-0, 3/-1	4/29 L 57:04
12/6	at St. Lawrence	0-0, 0/+1	DND	0-0, 2/+2	1-1, 2/+1	DND	1-2, 6/+3	DNP
1/2	Omaha	DND	DND	0-1, 2/+2	0-0, 1/0	DND	0-2, 4/+3	4/18 W 59:45
1/3	Omaha	DND	DND	0-0, 1/-1	0-0, 1/0	DND	1-0 (W), 2/+2	DNP
1/9	Alaska	DND	DND	1-0, 1/+2	0-0, 2/+1	DND	0-2, 3/+3	1/20 W 60:00
1/10	Alaska	DND	DND	0-0, 1/+2	0-0, 0/0	DND	2-0 (W), 3/0	DNP
1/16	Princeton	DND	0-0, 0/0	0-0, 0/-1	0-0, 1/+1	DND	0-0, 2/-1	1/23 W 59:59
1/17	Quinnipiac	DND	DND	0-0, 1/0	0-1, 0/+1	DND	0-0, 3/0	4/27 L 60:00
1/23	Dartmouth	DND	DND	0-0, 0/+1	0-0, 0/0	DND	0-1, 5/+1	1/16 W 60:34
1/24	Harvard	DND	DND	0-0, 0/0	0-0, 2/+1	DND	1-1, 3/+3	1/18 W 60:00

Date	Opponent	KEOPPLE # 33	KATZ # 37	ROEST # 40
10/31	at UMass	2/16 L 58:32	DNP	DND
11/1	at UMass	DNP	DND	DNP
11/7	at Harvard	DNP	DND	DND
11/8	at Dartmouth	DNP	DND	DND
11/14	Brown	DNP	DND	DNP
11/15	Yale	DNP	DND	DNP
11/21	Union	DNP	DND	DNP
11/22	RPI	DNP	DND	DNP
11/29	vs. Boston U.	DNP	DND	DNP
12/5	at Clarkson	DNP	DND	DND
12/6	at St. Lawrence	2/20 W 59:07	DND	DND
1/2	Omaha	DNP	DND	DNP
1/3	Omaha	2/27 W 60:00	DND	DNP
1/9	Alaska	DNP	DND	DNP
1/10	Alaska	2/17 W 59:52	DND	DNP
1/16	Princeton	DNP	DND	DNP
1/17	Quinnipiac	DNP	DND	DNP
1/23	Dartmouth	DNP	DND	DNP
1/24	Harvard	DNP	DND	DNP

NOTE: SHADED DENOTES MULTI-GAME POINT STREAK

ACTIVE GOAL STREAKS

Jake Kraft (2 games / 3 goals)

ACTIVE ASSIST STREAKS

Jonathan Castagna (2 games / 2 assists)
Xavier Veilleux (2 games / 2 assists)

ACTIVE POINT STREAKS

Jonathan Castagna (2 games / 1-2—3)
Jake Kraft (2 games / 3-0—3)
George Fegaras (2 games / 1-1—2)
Xavier Veilleux (2 games / 0-2—2)

2025-26 SPECIAL TEAMS GAME-BY-GAME BREAKDOWN

Key:

○ 5-on-4 killed; ● 5-on-4 goal; □ 4-on-3 killed; ■ 4-on-3 goal; ◎ 5-on-4 major penalty killed; ⦿ 5-on-4 major penalty goal; ▣ 4-on-3 major penalty goal;
 ② 5-on-3 killed; ② 5-on-3 goal; ◇ 4-on-3 then 5-on-4 killed; ◆ 5-on-4 goal after 4-on-3 killed; Ⓢ shorthanded goal; ▤ 4-on-3 major penalty killed

Date	Opponent	1st Per. PPs	2nd Per. PPs	3rd Per. PPs	OT PPs	1st Per. PKs	2nd Per. PKs	3rd Per. PKs	OT PKs
10/31	at UMass	○	○	○		●		●	
11/1	at UMass		●	②○○		○			
11/7	at Harvard	○○○	○			○	○○	Ⓢ	
11/8	at Dartmouth	○	○	○○		●	○○○		
11/14	Brown	●	○	○			○○	○○	
11/15	Yale		○●				○○	○	
11/21	Union	●		○		●	○	○	
11/22	RPI		○●			○		○Ⓢ	
11/29	vs. Boston University	○		○○○		●○		○	
12/5	at Clarkson	●	○	○		○	◇○○	○○	
12/6	at St. Lawrence	○	●	○●			●●●○	○	
1/2	Omaha	●	○○◇○	●		○	●		
1/3	Omaha	○	○			●○	○○	○	
1/9	Alaska		②○	②②○○		●	○○	○	
1/10	Alaska	●	○○					○Ⓢ	
1/16	Princeton	○	○●	○			○○	○	
1/17	Quinnipiac	○		○		○	○	●○	
1/23	Dartmouth	○	○	○			○○		
1/24	Harvard	◇②		○		○		○	
1/30	at Yale								
1/31	at Brown								
2/6	at Colgate								
2/7	Colgate								
2/13	at RPI								
2/14	at Union								
2/20	at Quinnipiac								
2/21	at Princeton								
2/27	St. Lawrence								
2/28	Clarkson								

2025-26 SPECIAL TEAMS BREAKDOWN

Last Friday vs. Dartmouth					Last Saturday vs. Harvard				2025-26 Totals			
Cornell PP	PPG	Opp.	Opp. Goals	PP Time	PPG	Opp.	Opp. Goals	PP Time	PPG/Opp.	Opp. Goals	Time	PP%
5-on-4	0	3	0	6:00	0	2	0	3:03	12/60	0	90:43	20.0%
5-on-3	—	—	—	—	0	1	0	0:30	4/5	0	3:49	80.0%
4-on-3	—	—	—	—	0	1	0	0:27	0/2	0	2:02	0.0%
Cornell PK	PPG	Opp.	CU Goals	PK Time	PPG	Opp.	CU Goals	PK Time	PPG/Opp.	CU Goals	Time	PK%
5-on-4	0	2	0	4:00	0	3	0	4:30	12/63	3	98:01	81.0%
5-on-3	—	—	—	—	—	—	—	—	0/1	0	1:20	100.0%
4-on-3	—	—	—	—	—	—	—	—	0/1	0	0:18	100.0%
Even Strength	CU Goals	Chances	Opp. Goals	Time	CU Goals	Chances	Opp. Goals	Time	CU Goals	Chances	Opp Goals	Time
4-on-4	—	—	—	—	0	1	0	1:03	0	16	0	19:07
3-on-3	—	—	—	—	—	—	—	—	0	0	0	0:00
Cornell Empty Net	CU Goals	Chances	Opp. Goals	Time	CU Goals	Chances	Opp. Goals	Time	CU Goals	Chances	Opp Goals	Time
6-on-5	—	—	—	—	—	—	—	—	0	4	0	5:57
6-on-4	—	—	—	—	—	—	—	—	0	3	0	2:22
6-on-3	—	—	—	—	—	—	—	—	0	0	0	0:00
Opp. Empty Net	CU Goals	Chances	Opp. Goals	Time	CU Goals	Chances	Opp. Goals	Time	CU Goals	Chances	Opp Goals	Time
6-on-5	—	—	—	—	0	3	0	3:46	2	11	0	15:33
6-on-4	—	—	—	—	—	—	—	—	1	3	0	1:20
6-on-3	—	—	—	—	—	—	—	—	0	0	0	0:00
5-on-4	—	—	—	—	—	—	—	—	0	1	0	1:51

Pulled Goalie situations does not include delayed penalty scenarios

Assessed penalty while on power play: Cornell 2, Opponents 7

GAME NUMBERS FOR HOME, ROAD, AND NEUTRAL SITES ARE BASED UPON THOSE TYPES OF GAMES

SCORING	
Cornell Hat Trick at Home (13 games)	2/22/2025 vs. St. Lawrence (Dalton Bancroft)
Cornell Hat Trick on Road (61 games)	12/3/2021 at St. Lawrence (Matt Stienburg)
Cornell Hat Trick at Neutral Site (17 games)	11/26/2022 vs. UConn (Dalton Bancroft)
Opponent Hat Trick at Home (15 games)	2/8/2025 vs. Union (Brandon Buhr)
Opponent Hat Trick on Road (113 games)	11/5/2016 at Harvard (Lewis Zerter-Gossage)
Opponent Hat Trick at Neutral Site (69 games)	3/21/2009 vs. Yale (Sean Backman)
Two Hat Tricks in Game (1,032 games)	2/26/1994 vs. Yale (Jake Karam & Vincent Auger)
Three Hat Tricks in Game (2,177 games)	1/4/1911 vs. Western Reserve (5, Edmund 'Stubby' Wagner; 3, Frank Crasswaller; 3, Jefferson Vincent)
Defenseman Scored Hat Trick (1,376 games)	2/20/1982 vs. Maine (Joe Gallant)
Hat Trick in Consecutive Games (1,127 games)	Doug Derraugh 1/22/1991 at Colgate; 1/26/1991 at Dartmouth
Hat Trick in 3+ Straight Games (1,500 games)	Brock Tredway 1/21/1978 vs. Yale; 1/25/1978 vs. Princeton; 1/28/1978 vs. Penn
Scored 4+ Goals in a Game (150 games)	11/13/2021 vs. RPI (Max Andreev — 4 goals)
Scored 5+ Goals in a Game (1,870 games)	1/13/1965 vs. Hamilton (Doug Ferguson — 6 goals)
Two Multi-Goal Scorers in Game (4 games)	1/10/2026 vs. Alaska (2, Jonathan Castagna; 2, Ryan Walsh)
Three Multi-Goal Scorers in Game (101 games)	2/4/2023 vs. Union (2, Dalton Bancroft; 2, Nick DeSantis; 2, Sam Malinski)
SCORING MARGINS	
Cornell Shutout at Home (20 games)	11/23/2024 vs. Princeton (Ian Shane, 24 saves)
Cornell Shutout on Road (6 games)	3/15/2025 at Colgate (Ian Shane, 21 saves)
Cornell Shutout at Neutral Site (15 games)	3/23/2023 vs. Denver (Ian Shane, 26 saves)
Opponent Shutout at Home (43 games)	2/18/2023 vs. St. Lawrence (Emil Zetterquist, 28 saves)
Opponent Shutout on Road (18 games)	1/4/2025 at Arizona St. (Gibson Homer, 34 saves)
Opponent Shutout at Neutral Site (16 games)	3/17/2023 vs. Harvard (Mitchell Gibson, 15 saves)
Consecutive Shutouts (127 games)	2/25/2022 at Quinnipiac (Ian Shane, 42 saves) 2/26/2022 at Princeton (Ian Shane, 23 saves)
Three Straight Shutouts (157 games)	2/21/2020 at Yale (Matthew Galajda, 17 saves) 2/22/2020 at Brown (Matthew Galajda, 19 saves) 2/28/2020 vs. St. Lawrence (Matthew Galajda, 26 saves)
Four Straight Shutouts (2,195 games)	2/9/1907 vs. Rochester (George Adler) 2/16/1907 at Army (George Adler) 1/18/1908 at Army (George Adler) 1/28/1908 vs. Rochester (Curtis Yohe) 1/31/1908 at RPI (George Adler) 2/8/1908 vs. Cascadilla (George Adler)
Shutout in Consecutive Games (341 games)	12/28/2014 vs. Lake State (Gordon Defiel, 39 saves) 12/29/2014 vs. Miami (Ohio) (Jay Williams, 15 saves)
Shutout in Three Straight Games (1,968 games)	2/6/1960 vs. Princeton (Clifford Michel, 14 saves) 2/12/1960 at Dartmouth (Tom Wahman, 15 saves) 2/13/60 at Brown (Roderick McGarry, 26 saves)
Won 1-0 Game at Home (52 games)	12/3/2022 vs. Dartmouth (Travis Mitchell)
Won 1-0 Game on Road (50 games)	2/25/2022 at Quinnipiac (Jack Malone)
Won 1-0 Game at Neutral Site (248 games)	12/30/1967 vs. Toronto (Bob McGuinn — OT)
Lost 1-0 Game at Home (43 games)	2/18/2023 vs. St. Lawrence (Aleksi Peltonen)
Lost 1-0 Game on Road (126 games)	1/15/2016 at RPI (Chris Bradley)
Lost 1-0 Game at Neutral Site (16 games)	3/17/2023 vs. Harvard (Alex Laferriere — OT)
Won by 5+ Goals at Home (5 games)	1/9/2026 vs. Alaska (W, 7-1)
Won by 5+ Goals on Road (0 games)	12/6/2025 at St. Lawrence (W, 7-2)
Won by 5+ Goals at Neutral Site (17 games)	11/26/2022 vs. UConn (W, 6-0)
Lost by 5+ Goals at Home (17 games)	1/25/2025 vs. Dartmouth (L, 1-6)
Lost by 5+ Goals on Road (68 games)	1/31/2020 at Quinnipiac (L, 0-5)
Lost by 5+ Goals at Neutral Site (30 games)	3/25/2017 vs. UMass Lowell (L, 0-5)
LEADS AND DEFICITS	
Trailed by Two Goals and Won (45 games)	12/6/2024 vs. Colgate (OTW, 3-2; trailed 2-0)
Trailed by Three Goals and Won (874 games)	2/6/1999 vs. Princeton (W, 8-4; trailed 3-0)
Trailed by Four Goals and Won (1,338 games)	12/10/1983 vs. Harvard (W, 6-5; trailed 4-0)
Trailed by Five Goals and Won (1,624 games)	12/28/1973 vs. Colo. Coll. (W, 9-8; trailed 8-3)
Led by Two Goals and Lost (153 games)	11/5/2021 vs. Harvard (L, 2-3; led 2-0)
Led by Three Goals and Lost (319 games)	11/7/2015 vs. Quinnipiac (OTL, 4-5; led 3-0, 4-1)
Led by Four Goals and Lost (1,630 games)	3/16/1973 vs. Wisconsin (OTL, 5-6; led 4-0)
PENALTIES	
Did not commit a penalty (66 games)	2/16/2024 vs. Brown (W, 3-0)
Opponent did not commit a penalty (113 games)	12/2/2022 vs. Harvard (OTL, 2-3)
Neither team committed a penalty (209 games)	1/4/2019 at Princeton (W, 3-2)
Neither team had a power-play opportunity (209 games)	1/4/2019 at Princeton (W, 3-2)
<i>Shaded row denotes accomplished during 2025-26 season</i>	
OVERTIMES AND SHOOTOUTS	
Won Home Game in Overtime (1 game)	1/23/2026 vs. Dartmouth (Jake Kraft)
Won Road Game in Overtime (29 games)	1/12/2024 at Arizona State (Ben Robertson)
Won Neutral Site Game in Overtime (4 games)	3/21/2025 vs. Quinnipiac (Tim Rego)
Lost Home Game in Overtime (53 games)	12/2/2022 vs. Harvard (Sean Farrell)
Lost Road Game in Overtime (23 games)	2/23/2024 at Clarkson (Mathieu Gosselin)
Lost Neutral Site Game in Overtime (1 game)	3/29/2025 vs. Boston U. (Quinn Hutson)
Won Shootout at Home (30 games)	2/17/2024 vs. Yale
Won Shootout on Road (12 games)	2/1/2025 at Clarkson
Won Shootout at Neutral Site (6 games)	11/30/2024 vs. Quinnipiac
Lost Shootout at Home (23 games)	11/8/2024 vs. Yale
Lost Shootout on Road (26 games)	1/27/2024 at Dartmouth
Lost Shootout at Neutral Site (11 games)	12/30/2023 vs. Arizona State
TEAM SCORING	
Scored 10+ Goals at Home (46 games)	2/4/2023 vs. Union (W, 10-1)
Scored 10+ Goals on Road (480 games)	2/18/1989 at Brown (W, 10-3)
Scored 10+ Goals at Neutral Site (168 games)	1/4/1985 vs. McGill (T, 10-10)
Allowed 10+ Goals at Home (575 games)	1/21/1987 vs. Colgate (L, 4-10)
Allowed 10+ Goals on Road (156 games)	3/16/2013 at Quinnipiac (L, 0-10)
Allowed 10+ Goals at Neutral Site (137 games)	12/27/1995 vs. Colorado College (L, 0-11)
5-Goal Period at Home (46 games)	2/4/2023 vs. Union (6 goals — 1st per.)
5-Goal Period on Road (296 games)	11/15/2002 at Vermont (5 goals — 1st per.)
5-Goal Period at Neutral Site (10 games)	3/22/2024 vs. Dartmouth (5 goals — 3rd per.)
Two Goals in Under One Minute (0 games)	1/24/2026 vs. Harvard (0:26)
Three Goals in Under Three Minutes (4 games)	1/10/2026 vs. Alaska (0:58)
Four Goals in Under Four Minutes (101 games)	2/4/2023 vs. Union (0:54 & 3:04)
Five Goals in Under Five Minutes (101 games)	2/4/2023 vs. Union (3:35)
SPECIAL TEAMS SCORING	
Scored 3+ Power-Play Goals (5 games)	1/9/2025 vs. Alaska (3 goals)
Scored 4+ Power-Play Goals (101 games)	2/4/2023 vs. Union (6 goals)
Scored 5+ Power-Play Goals (101 games)	2/4/2023 vs. Union (6 goals)
Allowed 3+ Power-Play Goals (108 games)	1/7/2023 at RPI (4 goals)
Allowed 4+ Power-Play Goals (108 games)	1/7/2023 at RPI (4 goals)
Allowed 5+ Power-Play Goals (628 games)	3/18/2006 vs. Harvard (5 goals)
Scored SHG in Game (1 game)	1/23/2026 vs. Dartmouth (Jake Kraft)
Scored 2+ SHG in Game (439 games)	1/13/2012 at Quinnipiac (Sean Collins & Joel Lowry)
Allowed SHG in Game (36 games)	1/25/2025 vs. Dartmouth (CJ Foley & Cooper Flinton)
Allowed 2+ SHG in Game (36 games)	1/25/2025 vs. Dartmouth (CJ Foley & Cooper Flinton)
Short-Handed Goal in OT (349 games)	11/14/2014 vs. Clarkson (Eric Freschi)
SHG in Consecutive Games (22 games)	3/15/2025 at Colgate (Dalton Bancroft) 3/21/2025 vs. Quinnipiac (Kyler Kovich)
EMPTY-NET GOALS	
Empty-Net Goal at Home (4 games)	1/10/2026 vs. Alaska (Ryan Walsh & Jonathan Castagna)
Empty-Net Goal on Road (6 games)	3/15/2025 at Colgate (Dalton Bancroft)
Empty-Net Goal at Neutral Site (3 games)	3/22/2025 vs. Clarkson (Ryan Walsh)
Allowed Empty-Net Goal at Home (14 games)	2/21/2025 vs. Clarkson (Ryan Richardson)
Allowed Empty-Net Goal on Road (16 games)	1/11/2025 at Sacred Heart (Tyler Ghirardosi)
Allowed Empty-Net Goal at Neutral Site (26 games)	11/24/2018 vs. Harvard (Adam Fox)
Scored Multiple Empty-Net Goals (4 games)	1/10/2026 vs. Alaska (Ryan Walsh & Jonathan Castagna)
Allowed Multiple Empty-Net Goals (131 games)	2/11/2022 at RPI (Jake Johnson & Jakub Lacka)
Scored Extra-Attacker Goal (63 games)	2/24/2024 at St. Lawrence (2, Ondrej Psenicka)
Scored Two Extra-Attacker Goals (63 games)	2/24/2024 at St. Lawrence (2, Ondrej Psenicka)
Allowed Extra-Attacker Goal (33 games)	2/7/2025 vs. RPI (Dovar Tinling)
Allowed Two Extra-Attacker Goals (144 games)	12/4/2021 at Clarkson (Lukas Kaelble, Anthony Romano, Zach Tsekos)
PENALTY SHOTS	
Scored on Penalty Shot (79 games)	12/2/2023 vs. Colgate (Sullivan Mack)
Unsuccessful on Penalty Shot (91 games)	3/23/2023 vs. Denver (Nick DeSantis)
Allowed Goal on Penalty Shot (73 games)	1/20/2024 vs. Quinnipiac (Alex Power)
Stopped Shooter on Penalty Shot (141 games)	1/8/2022 at North Dakota (Mark Senden)
GOALTENDING FEATS	
Scored a Goal (375 games)	11/26/2013 vs. Niagara (Mitch Gillam)
Recorded a Point (26 games)	3/1/2025 at RPI (Remington Keopple — assist)
Made 30+ Saves (16 games)	11/7/2025 at Harvard (Alexis Cournoyer, 30 saves)
Made 40+ Saves (19 games)	3/29/2025 vs. Boston University (Ian Shane, 40 saves)
Made 50+ Saves (386 games)	3/17/2013 at Quinnipiac (Andy Iles — 60 saves)
Made 60+ Saves (386 games)	3/17/2013 at Quinnipiac (Andy Iles — 60 saves)