

CORNELL BIG RED

2025-26 MEN'S HOCKEY GAME NOTES

TWO NATIONAL CHAMPIONSHIPS (1967, 1970) | 26 IVY LEAGUE CHAMPIONSHIPS | 14 ECAC HOCKEY CHAMPIONSHIPS

2025-26 SCHEDULE

CU Rk	Opp Rk	Opponent (TV)	Time / Result
OCTOBER (0-1-0)			
17	18	— CZECH UNIV. SELECTS (SCR.)	W, 7-2
25	19	— U.S. NTDP U-18 TEAM (EXH.)	W, 5-4
31	20	13 at UMass	L, 1-2
NOVEMBER (6-2-0, 5-1-0 ECAC)			
1	20	13 at UMass	W, 3-1
7	17	— at Harvard*	W, 3-1
8	17	— at Dartmouth*	L, 1-2
14	20	— BROWN*	W, 4-1
15	20	— YALE*	W, 5-2
21	19	20 UNION*	W, 2-1
22	19	— RPI*	W, 6-1
RED HOT HOCKEY (NEW YORK, N.Y.)			
29	17	19 vs. Boston University	L, 1-2
DECEMBER (1-1-0, 1-1-0 ECAC)			
5	17	— at Clarkson*	L, 1-4
6	17	— at St. Lawrence*	W, 7-2
JANUARY (4-0-0, 0-0-0 ECAC)			
2	17	— OMAHA	W, 6-4
3	17	— OMAHA	W, 3-2
9	14	— ALASKA	W, 7-1
10	14	— ALASKA	W, 5-2
16	—	— PRINCETON* (ESPN+)	7 p.m.
17	—	— QUINNIPIAC* (ESPN+)	7 p.m.
23	—	— DARTMOUTH* (ESPN+)	7 p.m.
24	—	— HARVARD* (ESPN+)	7 p.m.
30	—	— at Yale* (ESPN+)	7 p.m.
31	—	— at Brown* (ESPN+)	5 p.m.
FEBRUARY			
6	—	— at Colgate* (ESPN+)	7 p.m.
7	—	— COLGATE* (ESPN+)	7 p.m.
13	—	— at RPI* (ESPN+)	7 p.m.
14	—	— at Union* (ESPN+)	7 p.m.
20	—	— at Quinnipiac* (ESPN+)	7 p.m.
21	—	— at Princeton* (ESPN+)	7 p.m.
27	—	— ST. LAWRENCE* (ESPN+)	7 p.m.
28	—	— CLARKSON* (ESPN+)	7 p.m.
All game times Eastern, subject to change			
* - Denotes ECAC Hockey contest			
Bold Red CAPS denotes home game			



MEDIA CONTACT

MARSHALL HAIM

Assistant Director of Athletic Communications

✉ mh2348@cornell.edu

☎ (716) 465-4945 (mobile)

THE MATCHUP



CORNELL BIG RED

Overall Record: 11-4-0 (.733)

ECAC Hockey Record: 6-2-0 (.750)

Head Coach: Casey Jones '90

Cornell Record: 11-4-0 (.733) | 1st season

Career Record: 245-189-56 (.557) | 14th season



PRINCETON TIGERS

Overall Record: 11-5-0 (.688)

ECAC Hockey Record: 7-3-0 (.700)

Head Coach: Ben Syer

Princeton Record: 23-20-3 (.533) | 2nd season

Career Record: Same as above

AT



QUINNIPIAC BOBCATS

Overall Record: 16-4-2 (.773)

ECAC Hockey Record: 8-2-0 (.800)

Head Coach: Rand Pecknold

QU Record: 682-363-109 (.638) | 32nd season

Career Record: Same as above

CORNELL LEADERS

Goals Leaders: Jonathan Castagna / 9 goals

Assists Leaders: Ryan Walsh / 12 assists

Points Leader: Ryan Walsh / 18 points (6-12—18)

Goalie Leader: Alexis Cournoyer / 1.84 GAA / 255 saves / 8-3-0

BROADCAST INFORMATION

FRIDAY BROADCAST



Play-by-Play: Jason Weinstein

Analyst: Tony Eisenhut '88

Live Stats: cornellbigred.com

SATURDAY BROADCAST



Play-by-Play: Jason Weinstein

Analyst: Tony Eisenhut '88

Live Stats: cornellbigred.com

PUCK DROP

► Entering this weekend on a five-game win streak, the 13th-ranked Cornell men's hockey team (11-4-0, 6-2-0 ECAC Hockey) begins the home stretch of ECAC Hockey play with a pair of contests against ranked opponents, welcoming No. 18 Princeton (11-5-0, 7-3-0 ECAC Hockey) and No. 7 Quinnipiac (16-4-2, 8-2-0 ECAC Hockey) to Lynah Rink.

► This weekend marks the first time since Nov. 16-17, 2018, Cornell will face ranked Princeton and Quinnipiac teams in the same weekend. It's only the fourth time since the teams became travel partners when Quinnipiac joined ECAC Hockey in 2005-06 that both have been ranked when facing Cornell in the same weekend (Feb. 22-23, 2008, in Princeton and Hamden; Nov. 20-21, 2009, in Ithaca).

► Both games will be streamed live on ESPN+ with **JASON WEINSTEIN** (play-by-play) and **TONY EISENHUT '88** (analysis) on the call. Puck drop for both contests is set for 7 p.m. Saturday's game against Quinnipiac will also air live regionally on SNY.

WEEKEND REWIND

► Cornell completed a dominant sweep of Alaska at Lynah Rink last weekend, outscoring the Nanooks 12-3 to extend its winning streak to five games with victories of 7-1 and 5-2.

► Freshman forward **CATON RYAN** led all skaters with five points (2-3—5), including a four-point performance (2-2—4) Friday. Junior forward **JONATHAN CASTAGNA** tallied four points (2-2—4), highlighted by Saturday's game-winning goal and short-handed empty-netter. Junior defenseman **HOYT STANLEY** led all Division I defensemen with five assists, including a career-high three Friday.

► The trio earned ECAC Hockey weekly honors Monday. Castagna was named Laurel Lake Placid Forward of the Week, Stanley received ADAPT Nutrition Defender of the Week recognition, and Ryan was tabbed Rookie of the Week.

PERFECT AT HOME


► Cornell enters this weekend as the lone remaining undefeated home team in Division I hockey at 8-0-0. The Big Red and Quinnipiac (10-0-2) are the only two programs that have yet to lose at home this season.

► The 8-0-0 start marks the 10th time in program history Cornell has opened a season with eight consecutive home wins and the first since 2004-05. A win Friday would give the Big Red nine straight home wins to start the season for the eighth time in program history, also the first since 2004-05. A weekend sweep would be Cornell's eighth-ever 10-0-0 home start, also last done in 2004-05.

► Cornell has won at least nine home games in each of the last nine seasons played, the fifth-longest active streak in Division I behind Minnesota (49), Denver (26), North Dakota (24), and Minnesota State (13).

► Since 2017-18, the Big Red boast an 86-22-9 (.774) record at Lynah Rink, ranking second nationally behind Minnesota State (.790). Cornell is one of just five programs with at least a .700 home winning percentage in that span. Dating back to Jan. 1, 2024, the Big Red have posted a 25-5-2 (.813) record at Lynah Rink, tied with Quinnipiac (31-6-3, .813) for the best record.

2025-26 CORNELL MEN'S HOCKEY ROSTER

#	NAME	POS	HT	WT	YR	S/C	HOMETOWN	LAST TEAM	NHL DRAFT INFO			
									TEAM	YR	RD	PICK
2	Hudson Gorski	D	6-3	183	Fr.	R	Scotch Plains, N.J.	Chicago Steel (USHL)				
3	Jack O'Brien	D	6-0	188	Sr.	L	White Rock, British Columbia	Nanaimo Clippers (BCHL)				
4	Xavier Veilleux	D	6-1	198	Fr.	L	Ancienne-Lorette, Québec	Muskegon Lumberjacks (USHL)		2024	6th	179
5	Hoyt Stanley	D	6-3	207	Jr.	R	West Vancouver, British Columbia	Victoria Grizzlies (BCHL)		2023	4th	108
6	George Fegaras	D	6-2	207	Jr.	R	Richmond Hill, Ontario	Muskegon Lumberjacks (USHL)		2022	3rd	83
7	Luke McCrady	D	6-3	186	Fr.	L	Calgary, Alberta	Spruce Grove Saints (BCHL)				
8	Luke Devlin	F	6-4	203	Jr.	L	Memphis, Tenn.	West Kelowna Warriors (BCHL)		2022	6th	182
9	Charlie Major	F	5-10	186	So.	R	Skaneateles, N.Y.	Chicago Steel (USHL)				
10	Jake Kraft	F	5-8	181	Jr.	L	Churchville, N.Y.	Cedar Rapids RoughRiders (USHL)				
11	Sean Donaldson	F	5-11	198	Sr.	L	Vancouver, British Columbia	Nanaimo Clippers (BCHL)				
12	Caton Ryan	F	6-0	185	Fr.	L	Ottawa, Ontario	Penticton Vees (BCHL)				
13	Marian Mosko	D	5-11	195	Jr.	L	Visolaje, Slovakia	Fargo Force (USHL)				
14	Ryan Walsh	F	6-1	195	Jr.	R	Rochester, N.Y.	Cedar Rapids RoughRiders (USHL)		2023	6th	188
15	Tyler Catalano	F	6-4	223	Jr.	R	St. Louis, Mo.	Youngstown Phantoms (USHL)				
16	Michael Fisher	D	6-3	200	So.	R	Westborough, Mass.	Penticton Vees (BCHL)		2022	3rd	76
17	Aiden Long	F	6-2	203	Fr.	L	Mono, Ontario	Madison Capitols (USHL)				
18	Gio DiGiulian	F	6-1	176	Fr.	R	South Burlington, Vt.	Lincoln Stars (USHL)				
19	Connor Arseneault	F	6-2	215	Fr.	L	Rothestay, New Brunswick	Chilliwack Chiefs (BCHL)				
21	Reegan Hiscock	F	6-5	202	Fr.	L	St. John's Newfoundland and Labrador	Victoria Grizzlies (BCHL)				
22	Chase Pirtle	F	6-2	182	Fr.	R	Far Hills, N.J.	Victoria Grizzlies (BCHL)				
23	Winter Wallace	F	6-4	225	Sr.	R	Boulder, Colo.	Youngstown Phantoms (USHL)				
24	Nicholas Wolfenberg	D	6-2	210	So.	R	Calgary, Alberta	Okotoks Oilers (BCHL)				
26	Donovan Hamilton	D	6-3	200	Fr.	L	Buffalo, N.Y.	Salmon Arm Silverbacks (BCHL)				
27	Luke Ashton	D	6-5	235	So.	L	North Vancouver, British Columbia	Minnesota State (CCHA)		2024	6th	165
28	Nick DeSantis	F	5-9	170	Sr.	R	Collegeville, Pa.	Madison Capitols (USHL)				
29	Parker Murray	F	6-5	230	So.	L	Manhattan Beach, Calif.	Chilliwack Chiefs (BCHL)				
30	Alexis Cournoyer	G	6-4	202	Fr.	L	Trois-Rivières, Québec	Cape Breton Eagles (QMJHL)		2025	5th	145
33	Remington Keopple	G	6-2	191	Sr.	L	New Richmond, Wis.	Des Moines Buccaneers (USHL)				
37	Justin Katz	G	6-1	189	So.	R	Montréal, Québec	Powell River Kings (BCHL)				
38	Jonathan Castagna	F	6-2	198	Jr.	L	Etobicoke, Ontario	St. Andrew's College		2023	3rd	70
40	Erick Roest	G	6-0	174	Fr.	L	Lethbridge, Alberta	Cowichan Valley Capitals (BCHL)				

COACHING AND SUPPORT STAFF

Head Coach:	Casey Jones '90
Associate Head Coach:	Sean Flanagan
Assistant Coach:	Chris Brown
Assistant Coach:	Cam Clarke
Director of Hockey Operations:	Josh Robinson
Equipment Manager:	Sean Schmidt
Athletic Trainer:	Kait Petryszyn
Team Physician:	Dr. Nick Downs
Strenght & Conditioning:	Mike Missen

PRUH-NUHN-SEE-AY-SHN GUIDE


















2	Hudson Gorski	GOHR-skee
4	Xavier Veilleux	VAY-yoo
6	George Fegaras	feh-GAIR-uhs
7	Luke McCrady	muh-CRAY-dee
8	Luke Devlin	DEHV-lihn
12	Caton Ryan	KAY-tuhn
13	Marian Mosko	MAWS-koh
18	Gio DiGiulian	dih-JOO-lee-ihn
19	Connor Arseneault	AHR-suh-noh
22	Chase Pirtle	PUHR-tuhl
28	Nick DeSantis	dih-SAN-tiss
30	Alexis Cournoyer	a-LEHX-ee koor-NWAH-yay
33	Remington Keopple	KEH-puhl
38	Jonathan Castagna	kuh-STAN-yuh
40	Erick Roest	ROOST
AT	Kait Petryszyn	puh-TRISH-in

ROSTER BREAKDOWN

BY CLASS

FRESHMAN (12)	SOPHOMORES (6)	JUNIORS (8)	SENIORS (5)
2 Gorski	9 Major	5 Stanley	3 O'Brien
4 Veilleux	16 Fisher	6 Fegaras	11 Donaldson
7 McCrady	24 Wolfenberg	8 Devlin	23 Wallace
12 Ryan	27 Ashton	10 Kraft	28 DeSantis
17 Long	29 Murray	13 Mosko	33 Keopple
18 DiGiulian	37 Katz	14 Walsh	
19 Arseneault		15 Catalano	
21 Hiscock		38 Castagna	
22 Pirtle			
26 Hamilton			
30 Cournoyer			
40 Roest			

BY STATE

 British Columbia	4	 California	1	 Pennsylvania	1
 New York	4	 Colorado	1	 Slovakia	1
 Ontario	4	 Massachusetts	1	 Tennessee	1
 Alberta	3	 Missouri	1	 Vermont	1
 Québec	3	 New Brunswick	1	 Wisconsin	1
 New Jersey	2	 Newfoundland & Labrador	1		

FRIDAY'S OPPONENT: PRINCETON TIGERS

GAME NO. #16 • HOME GAME #9 • FRI., JAN. 16 • CORNELL VS. PRINCETON • 7 P.M. ET • ITHACA, N.Y. • LYNAH RINK • TV: ESPN+



2025-26 Season Stats (as of 1/14)

	RECORDS			OFFENSE				DEFENSE				POWER PLAY				PENALTY KILL			
	REG.	OT	SO	OVR	RK	CONF.	RK	OVR	RK	CONF.	RK	OVR.	RK	CONF.	RK	OVR	RK	CONF.	RK
Cornell (11-4-0, 6-2-0 ECAC Hockey)	11-4-0	0-0-0	0-0	3.67	10	3.63	4	1.87	2	1.75	1	.294	6	.292	1	.804	31	.875	7-3
Princeton (11-5-0, 7-3-0 ECAC Hockey)	9-4-1	1-0-0	0-0	3.75	7	3.70	3	2.69	24	2.40	T-2	.205	30	.222	4	.792	T-35	.829	7

NEWS AND NOTES

► Princeton enters this weekend with an 11-5-0 overall record and 7-3-0 mark in ECAC Hockey play. The Tigers are tied with Quinnipiac for first in the conference standings (22 points).

► The Tigers, under the direction of former Cornell associate head coach **BEN SYER**, have won six of their last seven contests since being swept in a two-game series at Bowling Green in late November. Princeton is 9-3-0 in its last 12 games.

► Kai Daniells (13-12—25) paces the Tigers' offense, leading the team in goals and points. Daniells' 1.56 points per game average ranks second nationally, trailing Minnesota Duluth's Max Plante (1.64 — 36 points in 22 games). David Jacobs (4-14—18) is one of four Princeton players with 10-plus assists.

► Conor Callaghan (6-2-0, 2.59, .897) has appeared in nine games, making eight starts, while Arthur Smith (5-2-0, 2.63, .905) has earned the starting nod in goal in each of the Tigers' last four games.

► Friday will serve as Cornell's first time playing a ranked Princeton squad since Nov. 17, 2018. The Big Red posted a 5-1 victory over the Tigers, who were ranked 15th at the time of the contest.

THE SERIES

Overall	Cornell leads, 102-54-8
In Ithaca, N.Y.	Cornell leads, 53-15-3
at Lynah Rink	Cornell leads, 53-14-3
In Princeton, N.J.	Cornell leads, 44-28-5
at Hobey Baker Memorial Rink	Cornell leads, 44-28-5
Neutral Sites	Princeton leads, 11-5-0
Last Meeting	Cornell 6, @Princeton 2 (Jan. 17, 2025)

ON THIS DATE: JAN. 16

► Cornell has a 9-5-4 all-time record on Jan. 16 and is unbeaten in the last five played (2-0-3) and nine of the last 10 (5-1-4) on the date.

► Next Friday will serve as the Big Red's first time playing on Jan. 16 since playing to a 3-3 tie at Union in 2016.

► The Big Red will be playing at Lynah Rink on Jan. 16 for the first time since 2004, when Cornell tied also tied Union, 1-1.

► Cornell is 3-1-1 all-time at home and is unbeaten in the last four games played in Ithaca (3-0-1) on the date.

SERIES FACTS (MORE ON PAGE 10)

Overall Streak	W3
Home Streak	W3
Road Streak	W1
Neutral Streak	L2
Last Home Win	5-0 (Nov. 23, 2024)
Last Road Win	6-2 (Jan. 17, 2025)
Last Neutral Win	4-3 (2OT) (March 20, 2009)
Last Home Loss	4-5 (Jan. 21, 2022)
Last Road Loss	1-2 (OT) (Nov. 18, 2023)
Last Neutral Loss	1-4 (March 16, 2018)
Last Home Tie	5-5 (OT) (Dec. 2, 1995)
Last Road Tie	3-3 (OT) (Jan. 14, 2012)
Last Neutral Tie	—
Largest Winning Margin	+11, (2x), Last: (11-0, Jan. 27, 1977)
Largest Losing Margin	-13, (1-14, Jan. 21, 1928)
Most Goals Scored	12, (12-1, Feb. 26, 1972)
Most Goals Allowed	14, (1-14, Jan. 21, 1928)
Fewest Goals Scored	0, (10x), Last: (0-1, Feb. 9, 2013)
Fewest Goals Allowed	0, (15x), Last: (5-0, Nov. 23, 2024)

SATURDAY'S OPPONENT: QUINNIPIAC BOBCATS

GAME NO. #17 • HOME GAME #10 • SAT., JAN. 17 • CORNELL VS. QUINNIPIAC • 7 P.M. ET • ITHACA, N.Y. • LYNAH RINK • TV: ESPN+ / SNY



2025-26 Season Stats (as of 1/7)

	RECORDS			OFFENSE				DEFENSE				POWER PLAY				PENALTY KILL			
	REG.	OT	SO	OVR	RK	CONF.	RK	OVR	RK	CONF.	RK	OVR.	RK	CONF.	RK	OVR	RK	CONF.	RK
Cornell (11-4-0, 6-2-0 ECAC Hockey)	11-4-0	0-0-0	0-0	3.67	10	3.63	4	1.87	2	1.75	1	.294	6	.292	1	.804	31	.875	7-3
Quinnipiac (16-4-2, 8-2-0 ECAC Hockey)	14-4-4	2-0-2	1-1	4.05	4	4.40	2	2.36	14	2.40	2	.236	12	.182	7	.841	16	.833	6

NEWS AND NOTES

► Quinnipiac enters this weekend with a 16-4-2 overall record and 8-2-0 mark in conference play. The Bobcats, winners of its last four and 11 of their last 12, are tied with Princeton for first place in ECAC Hockey with 22 points.

► Owning the nation's fourth-highest scoring offense (4.05), the Bobcats are powered offensively by freshman Ethan Wyttenbach (12-19—31), who is tied for the fourth-highest points-per-game average in the nation (1.41). He is also one of three Bobcats averaging a point per game.

► Matej Marinov (12-2-2, 2.49, .893) has primarily handled goaltending duties for Quinnipiac of late, starting 10 of the team's last 12 contests. Dylan Silverstein (4-2-0, 1.81, .914) has made started in six of his seven appearances.

► Saturday will be the 21st time in the soon-to-be 56 all-time meetings that both Cornell and Quinnipiac will be ranked. It will be the 32nd time the Big Red will face a ranked Bobcats squad, including the 12th consecutive instance.

► Unbeaten in its last three against Quinnipiac (1-0-2), Cornell is looking to register its eighth home win in the last 10 meetings against the Bobcats in Ithaca.

THE SERIES

Overall	Cornell leads, 28-21-6
In Ithaca, N.Y.	Cornell leads, 15-11-1
at Lynah Rink	Cornell leads, 15-11-1
In Hamden, Conn.	Cornell leads, 10-9-4
at M&T Bank Arena	Cornell leads, 10-9-4
Neutral Sites	Cornell leads, 2-0-1
Last Meeting	Cornell 3, Quinnipiac 2 (OT) (March 21, 2025)

ON THIS DATE: JAN. 17

► Cornell is 8-9-1 all-time on Jan. 17, but is unbeaten in five of its last seven (4-2-1).

► Saturday will serve as the first time Cornell and Quinnipiac will be playing on Jan. 17.

► The Big Red has struggled at home on Jan. 17, having a 1-6-1 record, which includes going 0-6-1 in the last seven. Cornell has not won at home on Jan. 17 since edging UMass, 2-1, in 1925 on Beebe Lake.

► In conference games played on the date, Cornell is 5-6-0.

SERIES FACTS (MORE ON PAGE 11)

Overall Streak	W1 UB3 (1-0-2)
Home Streak	L1
Road Streak	T1 WL3 (0-2-1)
Neutral Streak	W1 UB3 (2-0-1)
Last Home Win	3-2 (OT) (Jan. 20, 2024)
Last Road Win	1-0 (Feb. 25, 2022)
Last Neutral Win	3-2 (OT) (March 21, 2025)
Last Home Loss	1-3 (Nov. 22, 2024)
Last Road Loss	4-8 (Nov. 17, 2023)
Last Neutral Loss	—
Last Home Tie	2-2 (OT) (Jan. 6, 2001)
Last Road Tie	2-2 (SOW) (Jan. 18, 2025)
Last Neutral Tie	3-3 (SOW) (Nov. 30, 2024)
Largest Winning Margin	+8, (9-1, March 9, 2018)
Largest Losing Margin	-10, (0-10, March 16, 2013)
Most Goals Scored	9, (9-1, March 9, 2018)
Most Goals Allowed	10, (0-10, March 16, 2013)
Fewest Goals Scored	0, (9x), Last: (0-2, Nov. 5, 2022)
Fewest Goals Allowed	0, (4x), Last: (4-0, Jan. 20, 2023)

CORNELL VERSUS ECAC HOCKEY

MEMBERSHIP		OVERALL		HOME		AWAY		NEUTRAL		LYNAH RINK		ECAC REGULAR SEASON		ECAC POSTSEASON			LAST 10
		RECORD	PCT	RECORD	PCT	RECORD	PCT	RECORD	PCT	RECORD	PCT	RECORD	PCT	RECORD	PCT	STRK	
Brown	1961-Present	90-44-8	.662	49-15-4	.750	36-26-4	.576	5-3-0	.625	49-15-4	.750	83-36-8	.685	4-2-0	.667	W7	9-1-0
Clarkson	1961-Present	74-61-20	.542	43-26-6	.613	17-28-13	.405	14-7-1	.659	42-21-5	.654	45-38-17	.535	24-11-1	.681	L1	4-5-1
Colgate	1961-Present	92-63-17	.584	47-24-10	.642	35-29-5	.543	10-10-2	.500	40-19-9	.654	63-33-14	.636	11-3-0	.786	W2	5-4-1
Dartmouth	1961-Present	88-53-9	.617	49-20-5	.696	34-31-4	.522	5-2-0	.714	49-17-5	.725	78-40-9	.650	7-1-0	.875	L3	4-3-3
Harvard	1961-Present	84-71-14	.538	42-26-8	.605	33-34-6	.493	9-11-0	.450	42-26-8	.605	66-48-13	.571	16-10-1	.611	W2	5-3-2
Princeton	1961-Present	102-54-8	.646	53-15-3	.768	44-28-5	.604	5-11-0	.313	53-14-3	.779	91-28-7	.750	7-3-1	.682	W3	8-2-0
Quinnipiac	2005-Present	28-21-6	.564	15-11-1	.574	10-9-4	.522	2-0-1	.833	15-11-1	.574	20-14-4	.579	7-7-0	.500	W1	5-3-2
RPI	1961-Present	73-39-11	.638	36-14-8	.690	33-22-3	.588	4-3-0	.571	35-14-8	.684	57-34-11	.613	11-4-0	.733	W7	9-1-0
St. Lawrence	1961-Present	72-48-9	.593	38-17-3	.681	27-24-6	.526	7-7-0	.500	37-15-3	.700	59-39-9	.593	5-5-0	.500	W2	6-3-1
Union	1991-Present	50-25-10	.647	28-13-4	.667	19-11-6	.611	3-1-0	.750	24-13-3	.638	37-21-9	.619	8-4-0	.667	W1	7-3-0
Yale	1961-Present	95-63-10	.595	49-16-7	.729	37-34-3	.520	9-12-0	.429	49-16-7	.729	80-37-10	.669	7-2-0	.778	W3	8-0-2
Totals vs. current members		848-542-122	.601	449-197-59	.679	326-278-59	.536	73-67-4	.521	435-181-56	.689	679-368-111	.634	107-52-3	.670		
Army	1961-73, 1984-91	15-16-1	.484	7-3-0	.700	8-13-1	.386	0-0-0	—	7-1-0	.875	9-3-0	.750	0-0-0	—		
Boston College	1961-84	22-15-2	.590	8-5-0	.615	6-5-2	.538	8-5-0	.615	8-5-0	.615	12-6-2	.650	5-0-0	1.000		
Boston University	1961-84	27-24-3	.528	8-5-0	.615	12-11-1	.521	13-12-3	.518	8-3-0	.727	10-6-0	.625	5-3-0	.625		
Maine	1979-84	8-7-3	.528	5-0-0	1.000	0-0-0	—	2-6-2	.300	5-0-0	1.000	4-1-0	.800	1-0-0	1.000		
UNH	1961-64, 1966-84	14-13-0	.519	5-4-0	.556	1-4-0	.200	8-5-0	.615	5-4-0	.556	4-6-0	.400	2-2-0	.500		
Northeastern	1961-84	15-2-0	.882	6-0-0	1.000	6-2-0	.750	5-0-0	1.000	6-0-0	1.000	7-1-0	.875	0-0-0	—		
Penn	1967-78	34-4-3	.866	16-1-1	.917	12-3-1	.781	4-0-1	.900	14-1-1	.906	19-2-1	.886	0-0-0	—		
Providence	1961-84	9-10-2	.476	5-4-1	.550	1-5-0	.167	3-2-1	.583	5-4-1	.550	3-3-1	.500	4-2-0	.667		
Vermont	1963-64, 1974-2005	33-12-8	.698	19-4-3	.788	13-6-5	.646	1-2-0	.333	19-4-3	.788	31-10-7	.719	2-1-1	.625		
Totals vs. all-time members												781-407-122	.643	126-60-4	.674		

CORNELL QUICK FACTS

GENERAL INFORMATION

Location:	Ithaca, N.Y.
Enrollment:	26,561 (16,138 undergraduate)
Founded:	1865
Nickname:	Big Red
School Colors:	Carnelian Red (Pantone 187) and White
Conference:	Ivy League / ECAC Hockey
President:	Michael I. Kotlikoff
Meakam Smith Director of Athletics:	Dr. Nicki Moore
Athletics Website:	CornellBigRed.com
Ticket Office Phone:	(607) 255-4247
Ticket Office Website:	BigRedTix.com
Facebook:	/CornellSports
X / Instagram:	@CornellSports @CornellMHockey

HISTORY

Season of Hockey:	110th
First Varsity Season:	1899-1900
All-Time Record (Win %):	1261-780-166 (.609)
ECAC Hockey Regular-Season Titles (last):	11 (2020)
Ivy League Regular-Season Titles (last):	26 (2024)
ECAC Hockey Championship Titles (last):	14 (2025)
NCAA Tournament Appearances (last):	25 (2025)
NCAA Tournament Record (Win %):	21-26 (.447)
Most Consecutive NCAA Appearances:	4 (1967-70)
Frozen Four Appearances (last):	8 (2003)
National Championships (last):	2 (1967, 1970)

LYNAH RINK

Year Opened (Season):	1957 (68th)
Capacity:	4,267
All-Time Record (Win %):	630-236-73 (.710)
Under Casey Jones '90 (Win %):	8-0-0 (1.000)

COACHING / SUPPORT STAFF

Head Coach:	Casey Jones (Cornell '90)
Record at Cornell:	11-4-0 (.733)
Overall Record:	245-189-56 (.557)
Associate Head Coach:	Sean Flanagan (St. Lawrence '10)
	10th season
Assistant Coach:	Chris Brown (Wisconsin-River Falls '94)
	First season
Assistant Coach:	Cam Clarke (Ferris State '20)
	First season
Dir. of Hockey Ops.:	Josh Robinson (Michigan Tech '12)
	First season
Equipment Manager:	Sean Schmidt (Ferris State '09)
	16th season
Athletic Trainer:	Kait Petryszyn (SUNY Cortland '22)
	Second season

2024-25 IN REVIEW

Overall Record:	19-11-6 (.611)
ECAC Hockey Record (Finish):	10-8-4 (.545) — 6th
Home Record:	9-4-1 (.679)
Road Record:	6-6-4 (.500)
Neutral Record:	4-1-1 (.750)
ECAC Hockey Tournament:	No. 6 seed / Championship vs. Clarkson — W, 3-1
NCAA Tournament:	No. 4 seed / Toledo Regional Final vs. Boston University — L, 2-3 (OT)
USCHO.com Poll Ranking (final):	11th
USA Hockey/The Rink Live Poll Ranking (final):	12th

2025-26 TEAM INFORMATION

Letterwinners Returning / Lost:	12 / 12
Newcomers:	14
Fr / So / Jr / Sr:	12 / 6 / 8 / 5

#YELLCORNELL

FAITHFUL TO LYNAH

► Cornell's current 10-game home winning streak, dating back to Feb. 22, 2025, is the longest active streak in Division I hockey and tied for the eighth-longest in program history. It marks the Big Red's longest home win streak since an 11-game run between Feb. 9, 2020, and Nov. 20, 2021.

► A win Friday would give Cornell an 11-game home winning streak, matching a span between Oct. 29, 2004, and Jan. 29, 2005, and the 2020-21 streak as the sixth-longest in program history. It would also mark the longest home win streak by any Division I team since Boston College won 18 straight at Conte Forum between Dec. 9, 2023, to Dec. 9, 2024.

► A weekend sweep would extend Cornell's home win streak to 12 games, its longest since winning 18 straight between Feb. 23, 2002, and March 15, 2003. Since 2000-01, there have been 27 home winning streaks of at least 12 games by 16 different programs. Cornell would become the fifth program to post multiple 12-game home winning streaks this century, joining Minnesota State, North Dakota and Quinnipiac (three each) and Ohio State (two).

RYAN ON ALL CYLINDERS

► Freshman forward **CATON RYAN** enters this weekend with points in each of his last five games, totaling 10 points (4-6—10) during the span. He is the 15th Big Red freshman to register at least 10 points across a five-game span in program history, becoming just the third player to do so this century, joining **RYAN VESCE** (10 points in 2000-01) and **NICK DeSANTIS** (10 points in 2022-23).

► Ryan's five-game point streak is the longest for a first-year player since former defenseman **BEN ROBERTSON** posted points in his first seven collegiate games in 2023-24. The last Big Red freshman forward to collect points in five straight games was **NICK DeSANTIS** (six games) in 2022-23. No Cornell freshman forward has had a seven-game point streak since **MORGAN BARRON** also began his collegiate career with points in his first seven contests in 2017-18.

► Ryan's four-point game against Alaska last Friday (2-2—4) marked the first time a Cornell freshman had a four-point game since his current linemate, **JONATHAN CASTAGNA**, had four-point games against Princeton (3-1—4) and Union (2-2—4) in 2023-24.

► The five multi-point games produced by Ryan through the first 15 games of the season makes him the eighth Big Red freshman to accomplish the feat and the first since **TRENT ANDISON** (seven) in 1987-88.

THE 'X' FACTOR

► Cornell freshman defenseman **XAVIER VEILLEUX** enters this weekend with a team-leading four power-play goals, matching outputs by Long Island's Nick Bernardo, Denver's Boston Buckberger, Penn State's Jackson Smith and Clarkson's Tate Taylor for the most by a Division I defenseman this season.

► Among all Division I freshmen, Veilleux is one of 14 first-year players with at least four power-play goals — and one of only two defensemen, alongside Smith.

► Veilleux has already set a Cornell program record for power-play goals by a freshman defenseman, doubling the previous mark of two held by eight players: **LARRY PIERCE** (1997-98), **MARK McRAE** and **DOUG MURRAY** (both 1999-00), **SASHA POKULOK** (2004-05), **BRENDON NASH** (2006-07), **MIKE DEVIN** (2007-08), **SAM MALINSKI** (2019-20) and **BEN ROBERTSON** (2023-24).

► His four power-play goals are the most by any Big Red defenseman since **ALEC McCRAE** '19 tallied five during his junior season in 2017-18. One more would make Veilleux the 14th Cornell defenseman (19th instance) with five power-play goals in a season and just the eighth to do so this century, joining McRae (five in 2000-01 and 2001-02), Murray (seven in 2001-02), **CHARLIE COOK** (six in 2004-05), **RYAN O'BYRNE** (five in 2005-06), **NICK D'AGOSTINO** (six in 2011-12) and McCrae in 2017-18.

► With a fifth power-play goal, Veilleux would be the 16th Big Red freshman in program history to reach that milestone and the first since **DALTON BANCROFT** in 2022-23. He would become the sixth first-year player to accomplish the feat this century, joining **RYAN VESCE** '04 (2000-01), **COLIN GREENING** '10 (2006-07), **RILEY NASH** (2007-08), **MICHAEL REGUSH** (2018-19) and Bancroft.

CORNELL HISTORY

LONGEST HOME WIN STREAKS Cornell Program History

SPAN	START	END
63 games	1/14/1967	1/29/1972
18 games	2/23/2002	3/15/2003
16 games	2/12/1972	2/17/1973
13 games	12/11/1965	12/20/1966
13 games	1/19/1977	12/30/1977
11 games	10/29/2004	1/29/2005
11 games	2/9/2020	11/20/2021
10 games	2/27/1973	2/15/1974
► 10 games	2/22/2025	TBD

CORNELL RECORD BOOK

MOST MULTI-POINT GAMES BY 15TH GAME By a Freshman — Cornell Program History

PLAYER	SEASON	GAMES
Roy Kerling	1977-78	8
Duanne Moeser	1982-83	8
Trent Andison	1987-88	7
Pete Marcov	1983-84	6
Brock Tredway	1977-78	5
Gary Cullen	1981-82	5
Joe Nieuwendyk	1984-85	5
► Caton Ryan	2025-26	5

NCAA LEADERS

MOST POWER-PLAY GOALS BY DEFENSEMEN This Season (as of 1/14/26)

PLAYER	TEAM	PPG
Nick Bernardo	LIU	4
Boston Buckberger	Denver	4
Jackson Smith	Penn State	4
Tate Taylor	Clarkson	4
► Xavier Veilleux	Cornell	4
Ben Dexheimer	Wisconsin	3
Chris Hedden	Air Force	3
Marc Lajoie	Omaha	3
Isaiah Norlin	Colgate	3
Eric Pohlkamp	Denver	3

MEDIA INFORMATION

ATHLETIC COMMUNICATIONS

Jeremy Hartigan

Sr. Associate Director of Athletics for Communications

Emmie Agee

Assistant Director of Editorial Content

Shawn Gillen

Assistant Director of Athletic Communications

Marshall Haim

Assistant Director of Athletic Communications (MIH)

Phone: (716) 465-4945

Email: mh2348@cornell.edu

Aaron Kelly

Assistant Director of Athletic Communications

MEDIA CREDENTIALS

► All media credential requests must be submitted to the Cornell men's hockey SID Marshall Haim at least **48 hours prior** to the requested game(s).

► Approved media members may collect credentials at the will-call window inside Bartels Hall, located on the east side of Lynah Rink.

WEEKLY MEDIA AVAILABILITY

► Head coach **CASEY JONES** '90 and select Cornell men's hockey student-athletes will be available to the media weekly throughout the season. Media availability is held following Tuesday practices at approximately 5:00 p.m. (times and dates subject to change).

► Specific student-athlete requests should be submitted to Cornell's Athletic Communications office at least **24 hours in advance**.

INTERVIEW REQUESTS

► Interview requests for student-athletes and coaching staff outside of weekly media availability may be arranged through the Cornell Athletic Communications office. While every effort will be made to accommodate requests, student-athletes will not be made available during classes, study halls, practices, or medical treatment.

PRACTICE / MORNING SKATES

► All Cornell men's hockey practices and morning skates are closed to the public. Media members seeking practice or morning skate access for filming or observing should submit requests through Cornell's Athletic Communications office.

POSTGAME INTERVIEWS

► Head coach **CASEY JONES** '90 and requested student-athletes will be available to media following a **10-minute cooling down period** after games.

► **At Lynah Rink:** Postgame interviews will be conducted in the hockey office.

► **On the road:** Interviews will take place in a designated media area or outside the team's dressing room.

DRESSING ROOM ACCESS

► The Cornell men's hockey dressing room is closed to all media members, both at home and on the road.

LYNAH RINK PRESS BOX

► Game notes and line charts will be available to working media in the Lynah Rink press box at least **90 minutes before puck drop**. Complimentary wireless internet access is provided for credentialed media only.

CORNELL
HOCKEY

STREAKING TO SUCCESS

► Cornell enters this weekend as one of just two Division I programs with multiple players riding point streaks of at least five games. Junior forward **JONATHAN CASTAGNA** (six games) and freshman forward **CATON RYAN** (five games) join Western Michigan's Liam Valente and Zaccharya Wisdom (both six games) as the only active tandem in the nation with streaks of that length.

► Castagna is riding a career-long six-game point streak (5-6—11), including multi-point performances in four of his last five outings. He has posted points in nine of his last 10 games overall. Ryan has tallied 10 points (4-6—10) during his five-game streak, which includes having an assist in each game.

► The two linemates began their streaks on consecutive nights — Castagna on Dec. 5 at Clarkson and Ryan on Dec. 6 at St. Lawrence — and Cornell has responded with a 5-1-0 record since Castagna's streak started, winning five straight after dropping the first game.

COMPLETE PACKAGE

► Junior forward **JONATHAN CASTAGNA** is one of four Division I players this season who has registered multiple game-winning goals, power-play goals and short-handed goals, joining St. Thomas' Nathan Pilling and Lucas Van Vliet and Minnesota Duluth's Max Plante.

► Castagna, who has two game-winners, two power-play tallies, and three short-handed goals to his credit, is just the fourth Cornell player to accomplish the feat since 1996-97, joining **MIKE KNOEPFLI** '05 (2004-05), **RILEY NASH** (2008-09) and **DALTON BANCROFT** (2024-25). Current Cornell head coach **CASEY JONES** '90 also achieved the feat as a sophomore in 1987-88, posting two game-winners, four power-play goals, and two short-handed goals.

SHORT-HANDED SPECIALIST

► Junior forward **JONATHAN CASTAGNA** enters this weekend tied for the nation's lead in short-handed goals with three, matching outputs by Michigan's Josh Eernisse and St. Thomas' Alex Gaffney for the Division I lead.

► With his short-handed goal scored into an Alaska empty net last Saturday, Castagna became the 19th Cornell player to record at least three short-handed goals in a season and just the fifth since 1980-81, joining **RANDY MACFARLANE** '85 (1984-85), **DOUG DERRAUGH** '91 (1990-91), **BRAD CHARTRAND** '96 (1995-96), and **MIKE IGGULDEN** '05 (2004-05) — all of whom were seniors. Castagna is the first non-senior to tally at least three short-handed goals in a season since **ROY KERLING** '82, accomplished the feat as a sophomore in 1979-80.

► The three short-handed tallies also make Castagna only the second Cornell player to score at least three short-handed goals through the first 15 games of a season. The only other Big Red player to accomplish the feat was **JIM STEVENS** '64, who notched three short-handed goals in the first 11 games of the 1961-62 season en route to four for the year.

► Should Castagna net another short-handed goal, he would become only the seventh Cornell player in the modern era (since 1957-58) with four short-handed goals in a single season, joining Stevens (1961-62), **DOUG FERGUSON** '67 (four in 1964-65), **DANIEL LODBOA** '70 (four in 1969-70), **JIM VAUGHAN** '77 (five in 1975-76), **LANCE NETHERY** '79 (four in 1977-78) and Iggulden (2004-05).

JONNY-ON-THE-DOT

► Junior forward **JONATHAN CASTAGNA** boasts the nation's top faceoff win percentage among players with at least 150 faceoff wins, going 190-of-290 (65.5 percent). He's one of seven players this season with at least 150 wins and a success rate of 60.0 percent or better.

► Since Jan. 1, 2025, Castagna has won 63.3 percent of his draws (397-of-627), making him one of two active Division I players with at least 300 faceoff wins and a 60 percent win rate, joined by Colorado College's Klavs Veinbergs (60.3 percent, 473-of-784).

► Castagna's 190 faceoff wins translate to 12.67 wins per game, second nationally behind St. Cloud State's Tyson Gross (14.50). Combined with junior forward **RYAN WALSH** (158 wins, 10.53 per game), Cornell is the only Division I program with multiple players averaging at least 10 faceoff wins per game.

► Since his freshman year in 2023-24, Castagna's 58.97 faceoff percentage (700-of-1187) ranks third nationally among players with at least 500 faceoff wins, trailing only Ferris State's Josh Zary (59.14 percent) and Veinbergs (59.03 percent).

NCAA LEADERS

PLAYERS WITH MULTIPLE GWG, PPG & SHG *This Season*

PLAYER	SCHOOL	GW	PP	SH
► Jonathan Castagna	Cornell	2	2	3
Nathan Pilling	St. Thomas	2	2	2
Lucas Van Vliet	St. Thomas	2	3	2
Max Plante	Minn. Duluth	5	8	2

CORNELL RECORD BOOK

MOST SHORT-HANDED GOALS IN SEASON *Since 1980-81*

PLAYER	SEASON	SHG
Randy MacFarlane	1984-85	3
Doug Derrauth	1990-91	3
Brad Chartrand	1995-96	3
Mike Iggulden	2004-05	4
► Jonathan Castagna	2025-26	3

NCAA LEADERS

TOP FACEOFF WIN PERCENTAGES (Min. 150 FOW) *This Season (as of 1/14/26)*

PLAYER	TEAM	FO%
► Jonathan Castagna	Cornell	.6552
Tyson Gross	St. Cloud State	.6280
Victor Czerneckianair	Quinnipiac	.6124
Klavs Veinbergs	Colo. College	.6101
Jack Stockfish	Holy Cross	.6099
Ellis Rickwood	North Dakota	.6091
Owen Michaels	Western Mich.	.6014

NCAA RANKINGS

USCHO.com Poll (as of 1/12/26)

Bold denotes Cornell opponent in 2025-26

SCHOOL	RECORD	LAST	PTS
1. Michigan (46)	18-4-0	1	996
2. Wisconsin (3)	15-3-2	3	904
3. Western Michigan (1)	16-6-0	6	861
4. Michigan State	15-5-0	2	847
5. North Dakota	17-5-0	4	802
6. Minnesota Duluth	16-6-0	5	800
7. Quinnipiac	16-4-2	8	676
8. Penn State	14-6-0	9	642
9. Denver	12-9-2	7	546
10. Dartmouth	13-4-0	11	510
11. UConn	12-6-3	10	455
12. Boston College	11-6-1	13	452
13. Cornell	11-4-0	14	421
14. Providence	11-7-2	18	349
15. Augustana	14-6-3	17	296
16. Maine	12-9-2	12	249
17. Minnesota State	12-6-5	15	186
18. Princeton	11-5-0	20	86
19. St. Thomas	12-7-3	RV	85
20. Boston University	10-9-1	19	72

Receiving votes: Union (70), Northeastern (50), Michigan Tech (23), New Hampshire (21), Arizona State (17), Bentley (17), St. Cloud State (17), UMass (13), Bowling Green (11), Harvard (9), Bemidji State (7), Miami (5), Colorado College (2), Merrimack (2), RIT (1)

USA Hockey Poll (as of 1/12/26)

Bold denotes Cornell opponent in 2025-26

SCHOOL	RECORD	LAST	PTS
1. Michigan (34)	18-4-0	1	680
2. Wisconsin	15-3-2	3	630
3. Michigan State	15-5-0	2	586
4. Western Michigan	16-6-0	6	566
5. North Dakota	17-5-0	4	555
6. Minnesota Duluth	16-6-0	5	547
7. Quinnipiac	16-4-2	8	451
8. Penn State	14-6-0	9	447
9. Dartmouth	13-4-0	10	382
10. Denver	12-9-2	7	367
11. UConn	12-6-3	11	307
12. Cornell	11-4-0	12	303
13. Boston College	11-6-1	13	289
14. Providence	11-7-2	17	247
15. Augustana	14-6-3	18	200
16. Maine	12-9-2	14	148
17. Minnesota State	12-6-5	T-15	120
18. Princeton	11-5-0	19	56
St. Thomas	12-7-3	RV	56
20. Boston University	10-9-1	RV	52

Receiving votes: Harvard (26), Michigan Tech (22), Union (22), Clarkson (15), Arizona State (14), Northeastern (14), Bentley (12), Bowling Green (9), St. Cloud State (6), New Hampshire (4), UMass (3), Merrimack (2), Bemidji State (1), RIT (1)

(BIG) RED MEANS STOP

► Cornell enters this weekend with the second-best scoring defense in Division I, allowing just 1.867 goals per game. The Big Red and Michigan State (1.750) are the only two programs in the nation averaging under two goals allowed per game.

► The 28 goals allowed through 15 games marks the fewest for Cornell since 2019-20, when the Big Red yielded just 22 goals through the same span. It's the 11th time in program history Cornell has averaged under 1.90 goals allowed after 15 games.

► Cornell's defensive excellence has been a consistent hallmark of the program, having finished in the top 12 nationally in scoring defense in each of the past eight seasons — the longest active streak in Division I. The Big Red have ranked in the top 12 in 10 of the last 11 seasons overall.

► Since 2014-15, Cornell has averaged 1.979 goals allowed per game, joining Minnesota State (1.908) as the only Division I programs under 2.00 in that span. The Big Red haven't allowed 100 goals in a season since 1997-98, a 26-year streak twice as long as any other active run in the nation (Minnesota State and Providence each at 13 seasons).

ALEXIS-CELLENCE BETWEEN THE PIPES

► Freshman goaltender **ALEXIS COURNOYER** has been stellar through his first 11 collegiate games, posting an 8-3-0 record with a 1.84 goals-against average and .927 save percentage. Among Division I goaltenders who have played at least 33 percent of their team's minutes, Cournoyer ranks fifth nationally in goals-against average and 12th in save percentage.

► Cournoyer is one of seven goaltenders in Cornell's modern era (since 1957-58) to register at least eight wins in his first 11 career appearances, joining **KEN DRYDEN** '69 (won first 11, went 29-0-1 in first 30), **DAVE LENEVEU** (nine in first 11), and **BRIAN CROPPER, DAVE ELENBAAS, DAVE CHRASTINA** and **MATTHEW GALAJDA** (eight in first 11).

► Since 2005-06, Cournoyer's 1.84 goals-against average through his first 11 career games ranks third among Cornell netminders, trailing only **MITCH GILLAM** (1.48, 2013-15) and **IAN SHANE** (1.84, 2021-22). Cournoyer's .927 save percentage also ranks third in that same span, also trailing Gillam (.951) and Shane (.928).

► Among qualifying Division I freshman goaltenders this season, Cournoyer ranks second in goals-against average, only behind North Dakota's Jan Špunar (1.67), and has the fourth-best save percentage off the pace of Penn State's Joshua Fleming (.938), Northern Michigan's Oliver Auyeung-Ashton (.934) and Špunar (.929).

POWER (PLAY) SURGE

► Cornell's power play has been one of the nation's best this season, converting at a 29.4 percent clip that ranks sixth nationally and first among ECAC Hockey programs. The Big Red lead the conference by nearly six percentage points over second-place Quinnipiac (23.6 percent, 12th nationally).

► Since Nov. 14, Cornell has been even more lethal with the man advantage, scoring 13 power-play goals over its last 11 games while converting at a 36.1 percent rate. That mark is tied with North Dakota for second nationally in that span, trailing only Minnesota Duluth (42.4 percent, 14-for-33). The Big Red have scored at least once on the power play in nine of those 11 games, including five of its last six.

► The turnaround from last season has been dramatic. Cornell has already nearly matched last year's power-play goal total, scoring 15 times in 15 games compared to 16 in 36 games during 2024-25, when the Big Red converted at just a 14.7 percent clip (16-for-109).

► Five players have tallied multiple power-play goals this season, led by freshman defenseman **XAVIER VEILLEUX** (four), junior forward **RYAN WALSH** (three), and junior forward **JONATHAN CASTAGNA**, sophomore forward **CHARLIE MAJOR** and freshman forward **CATON RYAN** (two apiece).

NCAA LEADERS

GOALS AGAINST PER GAME LEADERS

This Season (as of 1/14/26)

SCHOOL	GP	GA	GAA
Michigan State	20	35	1.750
► Cornell	15	28	1.867
Augustana	23	47	2.043
Dartmouth	17	36	2.118
Michigan	22	47	2.136
North Dakota	22	47	2.136

CORNELL RECORD BOOK

MOST WINS IN FIRST 11 CAREER GAMES

Cornell Program History

PLAYER	SEASON(S)	WINS
Ken Dryden	1966-67	11
Dave LeNeveu	2001-02	9
Brian Cropper	1968-70	8
Dave Elenbaas	1970-72	8
Dave Chrastina	1974-75	8
Matthew Galajda	2017-18	8
► Alexis Cournoyer	2025-26	8

NCAA LEADERS

TOP POWER-PLAY PERCENTAGES

Since Nov. 14, 2025

TEAM	PPG	PPO	PP%
Minnesota Duluth	14	33	.424
► Cornell	13	36	.361
North Dakota	13	36	.361
Minnesota	9	26	.346
Augustana	13	39	.333

MOST POWER-PLAY GOALS

Since Nov. 14, 2025

TEAM	PPG
Bowling Green	14
Minnesota Duluth	14
Union	14
► Cornell	13
North Dakota	13
Augustana	13

NPI RANKINGS

NCAA PERCENTAGE INDEX (as of 1/14/26)
Bold denotes Cornell opponent in 2025-26

SCHOOL	RECORD	NPI	WW%
1. Michigan	18-4-0	59.765	.781
2. North Dakota	17-5-0	58.838	.780
3. Wisconsin	15-3-2	58.181	.750
4. Minnesota Duluth	16-6-0	57.996	.721
5. Western Michigan	16-6-0	57.588	.706
6. Michigan State	15-5-0	57.526	.720
7. Penn State	14-6-0	57.073	.698
8. Dartmouth	13-4-0	57.058	.784
9. Cornell	11-4-0	55.799	.746
10. Quinnipiac	16-4-2	55.550	.715
11. Denver	12-9-2	54.881	.603
12. Augustana	14-6-3	54.745	.689
13. Providence	11-7-2	54.567	.620
14. St. Thomas	12-7-3	54.151	.611
15. Princeton	11-5-0	53.930	.681
16. Boston College	11-6-1	53.879	.632
17. Minnesota State	12-6-5	53.871	.635
18. UConn	12-6-3	53.848	.604
19. St. Cloud State	11-11-0	53.164	.536
20. Boston University	11-9-1	52.899	.539
21. Union	13-6-2	52.895	.647
22. Bowling Green	11-5-4	52.869	.645
23. New Hampshire	11-8-0	52.786	.541
24. Arizona State	12-11-1	52.656	.474
25. Michigan Tech	14-8-2	52.450	.633
26. Bentley	12-6-2	52.137	.644
27. Harvard	7-7-1	51.975	.522
28. Clarkson	11-11-0	51.961	.509
29. Maine	12-9-2	51.922	.503
30. Merrimack	10-10-0	51.606	.520
31. Ohio State	7-12-1	51.511	.422
32. Northeastern	10-9-0	51.474	.524
33. Miami	12-8-2	51.428	.526
34. Holy Cross	10-8-2	51.228	.571
35. RIT	13-9-0	51.152	.587
36. Minnesota	8-12-1	50.992	.386
37. Colorado College	9-10-3	50.945	.435
38. Bemidji State	9-10-3	50.839	.458
39. Sacred Heart	11-7-2	50.660	.557
40. UMass	10-10-0	50.531	.470
41. Omaha	8-14-0	50.526	.375
42. LIU	7-12-1	50.474	.502
43. Lindenwood	9-11-0	50.070	.472
44. Air Force	10-10-2	49.538	.468
45. Army	8-10-5	49.274	.488
46. UMass Lowell	8-13-0	49.066	.415
47. Alaska	5-13-1	48.897	.318
48. Canisius	9-9-2	48.662	.480
49. Colgate	7-11-2	48.645	.417
50. Vermont	8-11-0	48.638	.402
51. Lake Superior State	8-13-1	48.283	.427
52. Notre Dame	4-15-1	46.167	.223
53. Yale	5-11-0	46.020	.292
54. Niagara	7-12-0	45.518	.336
55. RPI	5-16-0	45.186	.261
56. Brown	4-13-0	44.959	.263
57. Robert Morris	4-14-2	44.239	.297
58. Alaska Anchorage	3-15-0	43.951	.226
59. Stonehill	4-14-2	43.945	.271
60. Ferris State	4-20-0	43.840	.154
61. Northern Michigan	1-23-0	42.241	.102
62. St. Lawrence	2-18-2	39.955	.132
63. Mercyhurst	1-18-1	39.485	.071

FRESH IMPACT

► Cornell's 12-player freshman class has made an immediate impression this season, combining for 59 of the Big Red's 151 points this season (39.1 percent). The Big Red are one of just six Division I programs receiving at least 39 percent of its offensive production from first-year players, three of which reside in ECAC Hockey (St. Lawrence — 43.6 percent — 54-of-124; Quinnipiac — 41.3 percent — 100-of-242).

► After freshmen scored five of Cornell's 12 goals last weekend against Alaska, the Big Red have the third-highest percentage of goals scored by freshmen in Division I (47.3 percent — 26-of-55), trailing only St. Lawrence (48.9 percent — 22-of-45) and Michigan State (48.6 percent — 34-of-70).

► Five Cornell freshmen have scored at least four goals this season: **CATON RYAN** (six), **GIO DIGIULIAN** and **REEGAN HISCOCK** (five each), and **AIDEN LONG** and **XAVIER VEILLEUX** (four each). The Big Red enter this weekend with the most freshmen with at least four goals (five), one player better than Arizona State, Michigan, Minnesota, Quinnipiac and RIT.

► This season marks the fourth time in program history that Cornell has had at least five freshmen score four or more goals in a season, accompanying the squads from 2002-03, 2011-12, and 2023-24.

RECORD HOMESTAND AT LYNAB

► Cornell's eight-game homestand, which began with Omaha two weekends ago and runs through next weekend, is the longest within a single season in program history, surpassing six-game streaks from 1958-59, 1960-61, 1965-66, 1974-75 and 1976-77.

► The homestand — which featured non-conference series against Omaha and Alaska before this weekend's resumption of ECAC Hockey matchups with Princeton and Quinnipiac before concluding with Ivy League rivals Dartmouth and Harvard next weekend — represents the final eight games of Cornell's 15-game stretch within New York State.

► The Big Red's longest overall homestand occurred across the 2003-04 and 2004-05 seasons with nine straight games at Lynah Rink. That streak began with the final two regular-season games and a three-game quarterfinal playoff series against Clarkson, then continued with the first four games of 2004-05. The program's only six-game homestand spanning two seasons came across 1977-78 and 1978-79 (final game of 1977-78 and first five of 1978-79).

OFF TO A GOOD START

► First-year head coach **CASEY JONES** '90 has Cornell off to an impressive 11-4-0 start, the best 15-game opening by a Big Red coach since **BRIAN MCCUTCHEON** '71 also went 11-4-0 to begin 1987-88.

► Jones assumed head coaching duties from Cornell Athletics Hall of Fame head coach **MIKE SCHAFER** '86, who retired after 30 years (1995-2025), and his .733 win percentage is tied with **TALBOT HUNTER** (1909-11) and McCutcheon for the second-best mark through a coach's first 15 games at Cornell. Only **DICK BERTRAND** '70 posted a better record, opening with a 12-3-0 mark (.800).

► A weekend sweep would keep Jones tied with Hunter and McCutcheon (13-4-0) for the second-best win percentage through a coach's first 17 games, still behind Bertrand (14-3-0, .824).

► Among the 11 Division I programs currently playing under first-year head coaches, Cornell's .733 win percentage through 15 games is tied with North Dakota for the highest mark. Michigan Tech (8-5-2, .600), RIT (9-6-0, .600), and Lindenwood (8-7-0, .533) are the other programs with winning records through their first 15 games under new leadership.

► Jones is one of three ECAC Hockey coaches in their first season, joining RPI's Eric Lang and Yale's interim head coach Joe Howe.

NCAA LEADERS

TOP POINT PRODUCTION FROM FIRST-YEARS
Division I Hockey (as of 1/14/26)

PROGRAM	FPTS	TPTS	FP%
St. Lawrence	54	124	43.55%
Miami	82	189	43.39%
Providence	69	165	41.82%
Quinnipiac	100	242	41.32%
Merrimack	68	166	40.96%

► Cornell	59	151	39.07%
Maine	84	218	38.53%

TOP GOAL PRODUCTION FROM FIRST-YEARS
Division I Hockey (as of 1/14/26)

PROGRAM	FG	TG	FG%
St. Lawrence	22	45	48.89%
Michigan State	34	70	48.57%
► Cornell	26	55	47.27%
Quinnipiac	42	89	47.19%
Maine	34	81	41.98%
Lindenwood	27	65	41.54%
Providence	26	63	41.27%

CORNELL RECORD BOOK

LONGEST SINGLE-SEASON HOMESTANDS
Cornell Program History

GAMES	START	END	RECORD	W%
► 8 games	1/2/26	1/24/26	4-0-0	1.000
6 games	12/5/58	1/2/59	3-3-0	.500
6 games	12/14/60	1/6/61	1-5-0	.167
6 games	11/20/65	12/11/65	5-1-0	.833
6 games	11/26/74	12/10/74	4-1-1	.750
6 games	11/20/76	12/7/76	5-1-0	.833

CORNELL RECORD BOOK

BEST 15-GAME STARTS BY HEAD COACH
Cornell Program History

COACH	SEASON(S)	REC.	W%
Dick Bertrand	1970-71	12-3-0	.800
Talbot Hunter	1909-11	11-4-0	.733
Brian McCutcheon	1987-88	11-4-0	.733
► Casey Jones	2025-26	11-4-0	.733
Mike Schafer	1995-96	7-5-3	.567
Ned Harkness	1963-64	8-7-0	.533
Lou Reycroft	1982-83	7-6-2	.533
Nicky Bawlf	1920-23	7-7-1	.500

CORNELL NATIONALLY...



2025-26 TEAM STATISTICS (as of 1/14/26)

	STAT	NCAA	ECAC
BLOCKED SHOTS	155	T-62nd	T-11th
FACEOFF WIN PERCENTAGE	.563	2nd	2nd
PENALTY KILL PERCENTAGE	.804	31st	6th
POWER-PLAY PERCENTAGE	.294	6th	1st
SCORING DEFENSE	1.87	2nd	1st
SCORING MARGIN	+1.80	3rd	2nd
SCORING OFFENSE	3.67	10th	5th
TOTAL ASSISTS	96	T-42nd	5th
PIM PER GAME	8.13	51st	8th
TOTAL POINTS	151	42nd	6th
TOTAL PIM	122	60th	9th
POWER-PLAY GOALS	15	T-25th	T-4th
SHORT-HANDED GOALS	3	T-11th	T-2nd
WIN PERCENTAGE	.733	7th	3rd

2025-26 INDIVIDUAL LEADERS (as of 1/14/26)

	STAT	NCAA	ECAC
ASSISTS PER GAME			
Ryan Walsh	0.80	T-22nd	T-5th
Caton Ryan	0.67	T-48th	T-9th
FACEOFF WINS			
Jonathan Castagna	190	T-40th	6th
Ryan Walsh	158	T-73rd	10th
GAME-WINNING GOALS			
Charlie Major	3	T-9th	T-2nd
GOALTENDER WIN PERCENTAGE			
Alexis Cournoyer	.727	T-9th	2nd
GOALS-AGAINST AVERAGE			
Alexis Cournoyer	1.84	5th	2nd
GOALS PER GAME			
Jonathan Castagna	0.60	T-15th	5th
POINTS PER GAME			
Ryan Walsh	1.20	T-23rd	5th
Jonathan Castagna	1.13	T-28th	T-7th
Caton Ryan	1.07	40th	12th
Charlie Major	1.00	T-58th	T-15th
POWER-PLAY GOALS			
Xavier Veilleux	4	T-28th	T-4th
SAVE PERCENTAGE			
Alexis Cournoyer	.927	12th	2nd
SHORT-HANDED GOALS			
Jonathan Castagna	3	T-1st	T-1st

CORNELL IN THE RANKINGS

DATE	NPI	USCHO	USA
Preseason	N/A	17 (228)	16 (181)
Oct. 6	N/A	17 (177)	16 (133)
Oct. 13	N/A	18 (159)	18 (135)
Oct. 20	N/A	19 (123)	18 (109)
Oct. 27	N/A	20 (87)	20 (65)
Nov. 3	N/A	17 (160)	16 (150)
Nov. 10	N/A	20 (107)	19 (81)
Nov. 17	N/A	19 (149)	17 (155)
Nov. 24	N/A	17 (242)	16 (196)
Dec. 1	N/A	17 (183)	16 (154)
Dec. 8	14	17 (215)	15 (158)
Dec. 15	14	17 (205)	16 (158)
Dec. 29	15	17 (222)	17 (155)
Jan. 5	11	14 (328)	12 (261)
Jan. 12	9	13 (421)	12 (303)

NPI not officially acknowledged until after first weekend of play in December due to sample size

WALSH PARTICIPATES AT SPENGLER CUP

► Junior captain **RYAN WALSH** participated in the 97th Spengler Cup with the U.S. Collegiate Selects in Davos, Switzerland, in late December. The U.S. Collegiate Selects participation in the prestigious annual tournament marked the first time a select team representing college hockey competed in the tournament. Only two U.S. college programs — Minnesota (1981) and North Dakota (1982) — had previously accepted invitations to participate.

► Walsh appeared in both of the USCS' pool play games, logging a total of 24:12 of ice time. After being scratched for the 5-3 semifinal win over Sparta Praha on Dec. 30, Walsh recorded a goal and assist in 12:46 of action as hosts HC Davos claimed their tournament-leading 17th Spengler Cup title with a 6-3 championship victory on New Year's Eve. Walsh's goal came at the 13:25 mark of the first period to tie the game at 1-1, just 2:10 after Davos had opened the scoring. He added an assist on the championship game's second goal at 3:56 of the second period.

► According to *Elite Prospects'* roster data dating to 1983, Walsh became the 14th Cornell player named to a Spengler Cup roster, joining **LANCE NETHERY** (HC Davos, 1983-89), **DAN RATUSHNY** (Team Canada, 1988, 1990, 2000), **BRAD CHARTRAND** (Team Canada, 1997), **JASON ELLIOTT** (TPS, 2002), **DAVE LENEVEU** (Team Canada, 2009), **CHARLIE COOK** (HC Davos, 2010), **MIKE IGGULDEN** (Team Canada, 2010), **MIKE KNOEPFLI** (HC Fribourg-Gottéron, 2012), **KIRILL GOTOVETS** and **BEN SCRIVENS** (Dinamo Minsk, 2016), **RYAN VESCE** (HC Lugano, 2016; EHC Olten, 2017), **RILEY NASH** (Team Canada, 2022) and **ALEX GREEN** (Straubing Tigers, 2024).

PASSING THE TORCH ON EAST HILL

► A new era has arrived on East Hill as former captain **CASEY JONES** '90 assumed head coaching duties from Cornell Athletics Hall of Fame head coach **MIKE SCHAFFER** '86, who retired after 30 years (1995-2025).

► With **CASEY JONES** '90 taking the helm of the Cornell men's hockey program from **MIKE SCHAFFER** '86, after his retirement, the 2025-26 season marks the 39th consecutive year a Cornell graduate has served as the Big Red's head coach, continuing a lineage started with the head coach whom Jones played for, **BRIAN McCUTCHEON** '71 (1987-95), and Schaffer (1995-25).

► Cornell owns the second-longest active streak in Division I hockey with an alumnus as head coach, trailing only Boston University (53 years). New Hampshire (36 years) and Boston College (32 years) are the only other programs with 30-plus-year streaks.

► Since 1970-71, when **DICK BERTRAND** '70 became head coach, the Big Red have featured an alum in the position for 50 of the last 55 seasons.

► Jones is one of 11 new head coaches in Division I hockey this season and one of three in ECAC Hockey, joining RPI's Eric Lang and Yale's interim head coach Joe Howe.

YOU FEEL THAT (NHL) DRAFT?

► Cornell has nine players drafted by NHL clubs, the program's highest total since 2005-06. Only the 1990-91 (14) and 2004-05 (10) rosters featured more NHL draft picks.

► For the first time in program history, Cornell has three draft picks selected within the first three rounds: junior forward **JONATHAN CASTAGNA** (70th overall, Utah via Arizona), sophomore defenseman **MICHAEL FISHER** (76th, San Jose) and junior defenseman **GEORGE FEGARAS** (83rd, Dallas). The Big Red previously had two players selected in the first three rounds 10 times, most recently in three of the last four seasons.

► Fisher is the highest-drafted Cornell defenseman since **SASHA POKULOK** went 14th overall to Washington in 2005, and became the first Big Red player selected by San Jose since defenseman **JOAKIM RYAN** was taken in the seventh round (198th overall) in 2012.

► Freshman goaltender **ALEXIS COURNOYER** was Cornell's lone selection in the 2025 NHL Entry Draft, taken in the fifth round (145th overall) by Montréal. He's the 13th Big Red goaltender to be drafted and the first since **DAVID LENEVEU** in 2002 (48th overall, Phoenix).

► Cornell's nine NHL draft picks are tied with Colorado College for 11th-most in Division I. Boston University leads the nation with 19, followed by Michigan State (15), Denver (14), Michigan and Minnesota (13 each), Boston College and North Dakota (12 each), and Harvard, Western Michigan and Wisconsin (10 each).

NCAA LEADERS

ACTIVE STREAKS WITH ALUM AT HEAD COACH Division I Hockey Programs

SCHOOL	YEARS
Boston University	53
► Cornell	39
New Hampshire	36
Boston College	32
Bemidji State	25
Harvard	22
North Dakota	22
Brown	17
Michigan State	15
UMass Lowell	15

NCAA LEADERS

MOST NHL DRAFT PICKS ON ROSTER This Season

SCHOOL(S)	TOTAL
Boston University	19
Michigan State	15
Denver	14
Michigan	13
Minnesota	13
Boston College	12
North Dakota	12
Harvard	10
Western Michigan	10
Wisconsin	10
Colorado College	9
► Cornell	9

ECAC WEEKLY HONORS

DATE	AWARD	PLAYER (SCHOOL)
Oct. 6	Forward	Jeremy Wilmer (Quinnipiac)
	Defender	Matthew Mayich (Clarkson)
	Rookie	Matthew Lansing (Quinnipiac)
Oct. 13	Goalie	Cameron Korpi (Union)
	Forward	Brandon Buhr (Union)
	Defender	Antonio Fernandez (Colgate)
Oct. 20	Rookie	Ethan Wyttenbach (Quinnipiac)
	Goalie	Cameron Korpi (Union)
	Forward	Jack Brandt (Colgate)
Oct. 27	Defender	Tyler Dunbar (Union)
	Rookie	Etienne Lessard (Union)
	Goalie	Matej Marinov (Quinnipiac)
Nov. 3	Forward	Jack Brandt (Colgate)
	Defender	Tristan Sarsland (Clarkson)
	Rookie	Markus Vidicek (Quinnipiac)
Nov. 10	Goalie	Shane Soderwall (Clarkson)
	Forward	Jaxson Ezman (Princeton)
	Defender	Eric Charpentier (Clarkson)
Nov. 17	Rookie	Gio DiGiulian (Cornell)
	Goalie	Noah Krawchuk (RPI)
	Forward	Hayden Stovroff (Dartmouth)
Nov. 24	Defender	CJ Foley (Dartmouth)
	Rookie	Alexis Cournoyer (Cornell)
	Goalie	Noah Pak (Yale)
Nov. 17	Forward	Simon Labelle (Colgate)
	Defender	George Fegas (Cornell)
	Rookie	Nathan Morin (Dartmouth)
Nov. 24	Goalie	Cameron Korpi (Union)
	Forward	Kai Daniells (Princeton)
	Defender	Brett Merner (Colgate)
Dec. 1	Rookie	Alexis Cournoyer (Cornell)
	Goalie	Matej Marinov (Quinnipiac)
	Forward	Luciano Wilson (RPI)
Dec. 8	Defender	CJ Foley (Dartmouth)
	Rookie	Ethan Wyttenbach (Quinnipiac)
	Goalie	Jack Stark (Yale)
Dec. 15	Forward	Hayden Stovroff (Dartmouth)
	Defender	Tyler Dunbar (Union)
	Rookie	Brayden Gillespie (Union)
Dec. 30	Goalie	Conor Callaghan (Princeton)
	Forward	Ben Mutthersbaugh (Union)
	Defender	Tyler Dunbar (Union)
Jan. 5	Rookie	Nathan Morin (Dartmouth)
	Goalie	Brayden Gillespie (Union)
	Forward	Ryan Bottrill (Clarkson)
Jan. 12	Defender	Tyler Rubin (Princeton)
	Rookie	Brock Devlin (Dartmouth)
	Goalie	Emmett Croteau (Dartmouth)

2025-26 ECAC HOCKEY STANDINGS

ECAC HOCKEY											OVERALL					
OPPONENT	PTS	GP	W	L	T	OW	OL	SW	GF	GA	GP	W	L	T	GF	GA
Princeton	22	10	7	3	0	0	1	0	37	24	16	11	5	0	60	43
Quinnipiac	22	10	8	2	0	2	0	0	44	24	22	16	4	2	89	52
Dartmouth	21	9	7	2	0	0	0	0	40	22	17	13	4	0	69	36
Cornell	18	8	6	2	0	0	0	0	29	14	15	11	4	0	55	28
Harvard	15	9	5	4	0	0	0	0	30	34	15	7	7	1	47	51
Clarkson	15	10	5	5	0	0	0	0	27	27	22	11	11	0	64	65
Union	14	10	4	5	1	0	0	1	27	32	21	13	6	2	78	48
Colgate	12	8	4	3	1	1	0	0	27	25	20	7	11	2	53	66
Yale	12	10	4	6	0	1	1	0	29	30	16	5	11	0	39	54
Brown	10	10	3	7	0	0	1	0	23	36	17	4	13	0	40	60
RPI	7	10	2	8	0	0	1	0	21	36	21	5	16	0	41	74
St. Lawrence	3	10	1	9	0	0	0	0	22	52	22	2	18	2	45	100

IVY LEAGUE											OVERALL					
OPPONENT	PTS	GP	W	L	T	OW	OL	SW	GF	GA	GP	W	L	T	GF	GA
Dartmouth	12	5	4	1	0	0	0	0	24	14	17	13	4	0	69	36
Cornell	9	4	3	1	0	0	0	0	13	6	15	11	4	0	55	28
Princeton	7	4	2	2	0	0	1	0	10	10	16	11	5	0	60	43
Harvard	6	5	2	3	0	0	0	0	17	16	15	7	7	1	47	51
Brown	6	6	2	4	0	0	0	0	14	24	17	4	13	0	40	60
Yale	5	6	2	4	0	1	0	0	12	20	16	5	11	0	39	54

LAST WEEK'S RESULTS												THIS WEEK'S SCHEDULE					
Friday, Jan. 9												Friday, Jan. 16					
#14 Cornell 7, Alaska 1												#18 Princeton at #13 Cornell, 7:00					
#8 Quinnipiac 7, Union 2												#7 Quinnipiac at Colgate, 7:00					
#11 Dartmouth 5, Harvard 4												Clarkson at #10 Dartmouth, 7:00					
#20 Princeton 5, RPI 2												St. Lawrence at Harvard, 7:00					
Clarkson 3, Brown 2												Yale at RPI, 7:00					
Yale 8, St. Lawrence 1												Brown at Union, 7:00					
Saturday, Jan. 10												Saturday, Jan. 17					
#14 Cornell 5, Alaska 2												#7 Quinnipiac at #13 Cornell, 7:00					
#8 Quinnipiac 4, RPI 3 (OT)												#18 Princeton at Colgate, 7:00					
Brown 4, St. Lawrence 1												St. Lawrence at #10 Dartmouth, 7:00					
Clarkson 3, Yale 2												Yale at Union, 5:00					
Union 4, #20 Princeton 2												Clarkson at Harvard, 7:00					
Monday, Jan. 12												Monday, Jan. 19					
#20 Boston University 4, Harvard 1												Union at Harvard, 4:00					

ON THE PLUS SIDE

► Senior forward **NICK DeSANTIS** enters this weekend with a career plus-minus rating of plus-44, tied with Denver's Rieger Lorenz and Quinnipiac's Victor Czerneckianair for 10th among active Division I players.

► DeSantis is one of seven active Division I forwards with at least a plus-40 career rating, joining Quinnipiac's Mason Marcellus (plus-52) and Czerneckianair, Michigan State's Daniel Russell (plus-49), Lorenz, and Boston College's Andre Gasseau and Western Michigan's Owen Michaels (both plus-42).

► Paired with junior forward **JONATHAN CASTAGNA's** plus-34 rating, Cornell is one of four teams with multiple forwards with plus-30 ratings or better, joining Denver (four), Quinnipiac (three) and UConn (two).

► DeSantis' plus-44 rating is tied with **CAM DONALDSON '21** and **SAM MALINSKI '23** for seventh in program history since the statistic was being officially tracked in 2002-03.

TIME TO STUDY THE ROSTER

► Cornell has 14 newcomers on this year's roster — 12 freshmen and two sophomore transfers — matching the program's highest total since 2021-22, when the Big Red added 14 freshmen following the cancellation of the 2020-21 season due to COVID-19.

► Only four teams in program history have had more newcomers: 1992-93 (18), 1957-58 (16), 1964-65 (16) and 1978-79 (16, which included four transfers from Penn after the Quakers disbanded their program).

► The Big Red's 12 freshmen are tied with Alaska, Boston University, Bowling Green, Colorado College, UMass Lowell and Miami for second-most in Division I, trailing only Michigan Tech (13).

NCAA LEADERS

HIGHEST CAREER PLUS-MINUS RATINGS

Active Division I Forwards (as of 1/14/25)

PLAYER	ACTIVE TEAM	+/-
Mason Marcellus	Quinnipiac	+52
Daniel Russell	Michigan State	+49
Victor Czerneckianair	Quinnipiac	+44
► Nick DeSantis	Cornell	+44
Rieger Lorenz	Denver	+44
Andre Gasseau	Boston College	+42
Owen Michaels	Western Mich.	+42

SERIES HISTORY



SERIES HISTORY

CORNELL LEADS, 102-54-8

Ithaca, N.Y. (Lynah Rink): 53-15-3 (53-14-3)

Princeton, N.J. (Hobey Baker Mem. Rink): 44-28-5 (44-28-5)

Neutral Sites: 5-11-0

Casey Jones vs. Princeton (at Cornell): 20-8-2 (0-0-0)

SCORING RECORDS

CORNELL

Ithaca: 11

COR, 11-0 (1/27/1977)

Princeton: 12

COR, 12-1 (2/26/1972)

Neutral Site: 8

COR, 8-5 (12/28/1976)

PRINCETON

Ithaca: 13

PRI, 13-1 (12/19/1957)

Princeton: 14

PRI, 14-1 (1/21/1928)

Neutral Site: 9

PRI, 9-1 (1/10/1914)

GAME-BY-GAME (SINCE 2001-02)

DATE	COR RK	PRI RK	SITE	SCORE
12/1/2001	#10		Princeton, N.J.	W, 4-0
2/8/2002	#8		Ithaca, N.Y.	W, 5-1
11/9/2002	#8		Ithaca, N.Y.	W, 3-0
2/28/2003	#2		Princeton, N.J.	W, 2-1
11/8/2003	#15		Princeton, N.J.	W, 7-0
2/13/2004			Ithaca, N.Y.	W, 6-1
12/4/2004	#12		Ithaca, N.Y.	W, 5-3
2/1/2005	#5		Princeton, N.J.	W, 5-0
12/2/2005	#11		Ithaca, N.Y.	W, 4-1
1/14/2006	#7		Princeton, N.J.	L, 0-3
11/17/2006	#12		Princeton, N.J.	W, 3-2
2/17/2007	#18		Ithaca, N.Y.	W, 8-4
11/2/2007			Ithaca, N.Y.	L, 2-3
2/23/2008		#17	Princeton, N.J.	L, 1-2
11/7/2008	#17	#9	Princeton, N.J.	W, 1-0
2/7/2009	#5	#10	Ithaca, N.Y.	L, 1-2
3/20/2009	#9	#8	Albany, N.Y.	W, 4-3 (2OT)
11/20/2009	#5	#19	Ithaca, N.Y.	W, 5-2
12/30/2009	#4		Estero, Fla.	L, 2-3
2/6/2010	#5		Princeton, N.J.	L, 3-5
11/13/2010			Ithaca, N.Y.	L, 1-2 (OT)
1/7/2011		#19	Princeton, N.J.	W, 2-1
11/18/2011	#18		Ithaca, N.Y.	W, 4-0
1/14/2012	#9		Princeton, N.J.	T, 3-3 (OT)
11/9/2012	#4		Princeton, N.J.	L, 3-5
2/9/2013			Ithaca, N.Y.	L, 0-1
3/8/2013			Princeton, N.J.	W, 4-0
3/9/2013			Princeton, N.J.	W, 4-2
11/1/2013	#14		Ithaca, N.Y.	W, 4-2
2/22/2014	#13		Princeton, N.J.	W, 4-1
11/7/2014			Princeton, N.J.	L, 1-2
2/7/2015			Ithaca, N.Y.	W, 4-2
11/6/2015			Ithaca, N.Y.	W, 4-3
2/6/2016	#17		Princeton, N.J.	W, 1-0
11/19/2016			Ithaca, N.Y.	W, 4-2
1/13/2017	#19		Princeton, N.J.	W, 5-1
11/4/2017	#18		Princeton, N.J.	W, 5-4
1/5/2018	#5		Ithaca, N.Y.	W, 7-1
3/16/2018	#2		Lake Placid, N.Y.	L, 1-4
11/17/2018	#17	#15	Ithaca, N.Y.	W, 5-1
1/4/2019	#20		Princeton, N.J.	W, 3-2
11/23/2019	#2		Ithaca, N.Y.	W, 5-1
2/1/2020	#1		Princeton, N.J.	W, 5-3
1/21/2022	#8		Ithaca, N.Y.	L, 4-5
2/26/2022	#18		Princeton, N.J.	W, 4-0
11/4/2022			Princeton, N.J.	W, 3-1
1/21/2023	#16		Ithaca, N.Y.	W, 3-2
11/18/2023	#10		Princeton, N.J.	L, 1-2 (OT)
1/19/2024	#14		Ithaca, N.Y.	W, 6-2
11/23/2024	#8		Ithaca, N.Y.	W, 5-0
1/17/2025			Princeton, N.J.	W, 6-2

SCOUTING PRINCETON

► Princeton enters this weekend riding momentum with an 11-5-0 overall record and 7-3-0 mark in ECAC Hockey play, winning six of its last seven since being swept at Bowling Green in late November.

► Forward Kai Daniells leads the Tigers' offense with 25 points (13-12—25), ranking second nationally with 1.56 points per game behind only Minnesota Duluth's Max Plante (1.64). Forward David Jacobs has tallied 18 points (4-14—18), one of four Princeton players with at least 10 assists.

► In goal, Conor Callaghan (6-2-0, 2.59, .897) has appeared in nine games with eight starts, while Arthur Smith (5-2-0, 2.63, .905) has earned the starting nod in the Tigers' last four contests.

124 YEARS, 232 MILES, 164 MEETINGS

► Cornell and Princeton will meet for the 165th time on Friday night. The Big Red owns a 102-54-8 lead over the Tigers—the 102 victories are the most against any opponent in program history, seven more than the 95 wins over Yale.

► Since a 1-0 shutout loss at Lynah Rink on Feb. 9, 2013, Cornell is 21-4-0 against Princeton with an average scoring margin of plus-2.12 (3.92-1.80). The Big Red has scored at least three goals in 21 of the last 25 meetings.

► A win by four-plus goals Friday would match a two-game streak from 1975-76 for the second-most consecutive wins over Princeton by at least four goals. The longest streak is five games (1968-70).

CORNELL - PRINCETON CONNECTIONS

► Princeton head coach **BEN SYER** spent 14 seasons on Cornell's coaching staff, including 13 as associate head coach, working alongside equipment manager **SEAN SCHMIDT** for 13 seasons (2011-24) and then-assistant coach **SEAN FLANAGAN** for eight seasons (2016-24) ... Princeton assistant coach **SHANE TALARICO** spent three seasons as Cornell's director of hockey operations (2019-22) ... Cornell director of hockey operations **JOSH ROBINSON** and Princeton assistant coach Connor Jones were teammates on the Bridgeport Islanders in 2016-17 ... Princeton athletic trainer Palmer Trolli and Cornell assistant coach **CHRIS BROWN** spent four seasons together at Alaska (2021-25).

► Princeton junior defenseman Ian Devlin is the younger brother of Cornell junior forward **LUKE DEVLIN** ... **WINTER WALLACE** and David Ma played three years together at Shattuck St. Mary's (2017-20) on both the 16U AAA and 18U Prep teams ... **JACK O'BRIEN** and **SEAN DONALDSON** played with Kai Daniells on the 2021-22 Nanaimo Clippers; Donaldson and Brendan Wang played on the 2018-19 Prince George Spruce Kings ... **JUSTIN KATZ** and Drew Garzone played at Deerfield Academy in 2020-21; Katz and Tyler Rubin played on the 2021-22 West Kelowna Warriors ... **JAKE KRAFT** and Nick Marciano played together at Kent School (2020-21) ... **RYAN WALSH** and Seamus Latta played at Salisbury School (2021-22); **HUDSON GORSKI** and Latta also played there (2022-23) ... **TYLER CATALANO** (2020-23), **MICHAEL FISHER** (2022-23), and Wallace (2020-21) all played on the Youngstown Phantoms with Miles Gunty ... **LUKE ASHTON** played on the 2022-23 Vernon Vipers with Julian Facchinelli. **MARIAN MOSKO** and Carson Buydens played on the Lincoln Stars in 2022-23, while Kraft, Walsh, and Josh Karnish also played with Buydens on the RoughRiders that season ... **GEORGE FEGARAS** and **XAVIER VEILLEUX** played on the 2022-23 Muskegon Lumberjacks with Conor Callaghan. **CHARLIE MAJOR**, Gorski, and Hans Martin Ulvebne played on the 2023-24 Chicago Steel; Gorski (2023-25) and Major (2023-24) also played with Chris Reiniger on the Steel ... **DONOVAN HAMILTON** also played with Ulvebne on the RoughRiders (2023-25) ... **CONNOR ARSENEAULT**, Latta, and Dan Moor played on the Omaha Lancers last season ... **CHASE PIRTLE** and **REEGAN HISCOCK** played with Malcolm Green on the Victoria Grizzlies (2023-25); **HOYT STANLEY** (2021-23), Hiscock (2022-24), and Pirtle (2023-24) also played on the Grizzlies with Luc Pelletier ... **NICK DeSANTIS** and Arthur Smith played on the 2021-22 Madison Capitols.

CORNELL PLAYERS VS. PRINCETON

PLAYER	GP	G	A	PTS	SH	SH%	+/-	PIM	PPG	SHG	GWG	BLK	FOW	FOL	FO%
Jonathan Castagna	4	4	3	7	10	.400	+5	0	0	0	1	5	30	15	.667
Ryan Walsh	4	2	3	5	11	.182	+3	2	1	0	0	3	45	26	.634
Jake Kraft	4	2	2	4	6	.333	+2	0	0	0	0	3	1	0	1.000
Nick DeSantis	6	2	0	2	8	.250	+2	0	0	0	0	0	1	0	1.000
George Fegaras	4	0	2	2	17	.000	E	4	0	0	0	3	0	0	—
Sean Donaldson	4	1	0	1	6	.167	E	0	1	0	0	0	0	0	—
Hoyt Stanley	4	0	1	1	2	.000	+7	4	0	0	0	5	0	0	—
Charlie Major	1	0	1	1	2	.000	+2	0	0	0	0	0	2	5	.286
Marian Mosko	1	0	1	1	0	.000	+1	0	0	0	0	1	0	0	—
Tyler Catalano	4	0	0	0	3	.000	-1	0	0	0	0	3	17	15	.531
Winter Wallace	3	0	0	0	5	.000	E	2	0	0	0	2	0	0	—
Luke Devlin	2	0	0	0	2	.000	-1	0	0	0	0	0	2	6	.250
Jack O'Brien	2	0	0	0	0	.000	E	0	0	0	0	0	0	0	—
Nicholas Wolfenberg	1	0	0	0	0	.000	E	0	0	0	0	0	0	0	—
TOTALS	44	11	13	24	72	.153	+20	12	2	0	1	25	98	67	.594
GOALTENDER	GP	GS	W	L	T	W%	MIN	GA	GAA	SV	SV%	PPG	SHG	SHO	
Remington Keopple	2	2	1	1	0	.500	124:53	4	1.92	45	.918	1	0	0	

SERIES HISTORY



AT



SERIES HISTORY

CORNELL LEADS, 28-21-6

Ithaca, N.Y. (Lynah Rink): 15-11-1 (15-11-1)

Hamden, Conn. (M&T Bank Arena): 10-9-4 (10-9-4)

Neutral Sites: 2-0-1

Casey Jones vs. Quinnipiac (at Cornell): 10-14-6 (0-0-0)

SCORING RECORDS

CORNELL

Ithaca: 9

COR, 9-1 (3/9/2018)

Hamden: 6

COR, 6-0 (1/13/2006)

Neutral Site: 6

COR, 6-1 (3/23/2002)

QUINNIPIAC

Ithaca: 5

QU, 5-4 (OT) (11/7/2015)

Hamden: 10

QU, 10-0 (3/16/2013)

Neutral Site: 3

QU, 3-3 (SOW) (11/30/2024)

GAME-BY-GAME RESULTS

DATE	COR RK	QU RK	SITE	SCORE
1/6/2001			Ithaca, N.Y.	T, 2-2 (OT)
3/23/2002	#9		Worcester, Mass.	W, 6-1
12/3/2005	#11		Ithaca, N.Y.	W, 2-1
1/13/2006	#7		Northford, Conn.	W, 6-0
11/18/2006	#12		Northford, Conn.	L, 2-5
2/16/2007	#18	#20	Ithaca, N.Y.	W, 2-0
3/9/2007	#20		Ithaca, N.Y.	L, 0-1 (OT)
3/10/2007	#20		Ithaca, N.Y.	L, 2-3
11/3/2007			Ithaca, N.Y.	W, 5-3
2/22/2008		#19	Hamden, Conn.	W, 3-2 (OT)
11/8/2008	#17		Hamden, Conn.	T, 0-0 (OT)
2/6/2009	#5		Ithaca, N.Y.	W, 2-1 (OT)
11/21/2009	#5	#13	Ithaca, N.Y.	L, 2-3
2/5/2010	#5		Hamden, Conn.	W, 2-0
11/12/2010			Ithaca, N.Y.	W, 4-1
1/8/2011			Hamden, Conn.	W, 3-2 (OT)
3/11/2011			Ithaca, N.Y.	W, 2-1
3/12/2011			Ithaca, N.Y.	L, 0-1
3/13/2011			Ithaca, N.Y.	W, 3-2 (OT)
11/19/2011	#18		Ithaca, N.Y.	W, 4-0
1/13/2012	#9		Hamden, Conn.	W, 3-2
11/10/2012	#4		Hamden, Conn.	L, 1-4
2/8/2013		#2	Ithaca, N.Y.	L, 1-4
3/15/2013		#1	Hamden, Conn.	W, 3-2
3/16/2013		#1	Hamden, Conn.	L, 0-10
3/17/2013		#1	Hamden, Conn.	L, 2-3 (2OT)
11/2/2013	#14	#7	Ithaca, N.Y.	L, 0-3
2/21/2014	#13	#5	Hamden, Conn.	W, 2-1
11/8/2014			Hamden, Conn.	L, 0-1
2/6/2015		#16	Ithaca, N.Y.	L, 0-1 (OT)
11/7/2015		#5	Ithaca, N.Y.	L, 4-5 (OT)
2/5/2016	#17	#1	Hamden, Conn.	T, 2-2 (OT)
3/11/2016	#15	#1	Hamden, Conn.	L, 2-5
3/12/2016	#15	#1	Hamden, Conn.	W, 5-4
3/13/2016	#15	#1	Hamden, Conn.	L, 3-6
11/18/2016		#4	Ithaca, N.Y.	L, 1-3
1/14/2017	#19	#15	Hamden, Conn.	W, 2-1
11/3/2017	#18	#11	Hamden, Conn.	W, 2-1
1/6/2018	#5		Ithaca, N.Y.	W, 1-0
3/9/2018	#2		Ithaca, N.Y.	W, 9-1
3/10/2018	#2		Ithaca, N.Y.	W, 2-0
11/16/2018	#17	#14	Ithaca, N.Y.	L, 2-4
1/5/2019	#20	#5	Hamden, Conn.	T, 2-2 (OT)
11/22/2019	#2		Ithaca, N.Y.	W, 2-1
1/31/2020	#1	#18	Hamden, Conn.	L, 0-5
1/22/2022	#8	#1	Ithaca, N.Y.	W, 2-1 (OT)
2/25/2022	#18	#5	Hamden, Conn.	W, 1-0
11/5/2022		#7	Hamden, Conn.	L, 0-2
1/20/2023	#16	#1	Ithaca, N.Y.	W, 4-0
11/17/2023	#10	#7	Hamden, Conn.	L, 4-8
1/20/2024	#14	#3	Ithaca, N.Y.	W, 3-2 (OT)
11/22/2024	#8	#18	Ithaca, N.Y.	L, 1-3
11/30/2024	#11	#18	New York, N.Y.	T, 3-3 (SOW)
1/18/2025		#16	Hamden, Conn.	T, 2-2 (SOW)
3/21/2025		#12	Lake Placid, N.Y.	W, 3-2 (OT)

SCOUTING QUINNIPIAC

► Quinnipiac enters this weekend with a 16-4-2 overall record and 8-2-0 mark in conference play. The seventh-ranked Bobcats, winners of their last four and 11 of their last 12, are tied with Princeton for first place in ECAC Hockey with 22 points.

► Across its last 12 games, Quinnipiac is averaging a Division I-best 4.83 goals per game, one of seven teams to average four goals per game. The Bobcats' 58 goals also rank as the top total in Division I during that span.

► Owning the nation's fourth-highest scoring offense (4.05 goals per game), the Bobcats are powered offensively by freshman Ethan Wytttenbach (12-19—31), who leads all Division I freshmen in assists and points while ranking fifth nationally with 1.41 points per game. His 31 points are tied for third-most in Division I hockey. Wytttenbach is one of three Quinnipiac players averaging at least a point per game.

► Quinnipiac's power play ranks 12th nationally, converting at a 23.6 percent clip — second-best in ECAC Hockey behind only Cornell (29.4 percent).

► In goal, Matej Marinov (12-2-2, 2.49, .893) has primarily handled duties of late, starting 10 of the team's last 12 contests. Dylan Silverstein (4-2-0, 1.81, .914) has started six of his seven appearances.

25 YEARS, 267 MILES, 55 MEETINGS

► Saturday will serve as a rematch of last year's ECAC Hockey semifinal in Lake Placid, N.Y., where forward **KYLER KOVICH** '25 scored a game-tying, short-handed goal with 1:39 remaining before defenseman **TIM REGO** '25 netted the game-winner on the power play 14:39 into overtime to lift the Big Red past the Bobcats, 3-2, en route to its second consecutive Whitelaw Cup.

► Unbeaten in its last three against Quinnipiac (1-0-2), Cornell owns a 28-21-6 lead over Quinnipiac in the all-time series, as it looks to register its eighth home win over the Bobcats in the last 10 meetings.

► Cornell has not won consecutive games against Quinnipiac since sweeping the regular-season series in 2021-22 with victories of 2-1 in Ithaca (Jan. 22, 2022) and 1-0 in Hamden (Feb. 25, 2022).

CORNELL - QUINNIPIAC CONNECTIONS

► Cornell equipment manager **SEAN SCHMIDT** was on Team USA's support staff at the 2023 World Juniors in Halifax, Nova Scotia, and Moncton, New Brunswick, which featured Quinnipiac head coach Rand Pecknold as head coach. The Americans won bronze with an 8-7 overtime victory over Sweden.

► **RYAN WALSH** and Chris Pelosi were both on the U.S. Collegiate Selects team at last month's Spengler Cup in Davos, Switzerland ... **LUKE DEVLIN** and Quinnipiac's Charlie Leddy, Sam Scopa and Dylan Silverstein all played on the 2021-22 U.S. NTDP Juniors ... **NICK DeSANTIS** and Matthew McGroarty played together on the 2021-22 Madison Capitols; **AIDEN LONG** also skated for the Capitols with Scopa last season ... **MARIAN MOSKO** and Mason Marcellus were teammates on the Lincoln Stars from 2021-23; Mosko also played with Matej Marinov on the 2022-23 Fargo Force ... **DONOVAN HAMILTON** and Andon Cerbone played together on the 2022-23 Omaha Lancers; **MICHAEL FISHER** and **TYLER CATALANO** also played with Cerbone on the Youngstown Phantoms that season ... **JAKE KRAFT** and Walsh skated for the 2022-23 Cedar Rapids RoughRiders with Scopa; Hamilton and Elliott Groenewold played together on the RoughRiders, along with Scopa, the following season.

CORNELL PLAYERS VS. QUINNIPIAC

PLAYER	GP	G	A	PTS	SH	SH%	+/-	PIM	PPG	SHG	GWG	BLK	FOW	FOL	FO%
Jonathan Castagna	6	3	2	5	11	.273	-1	8	1	0	0	1	51	48	.515
Ryan Walsh	6	0	3	3	15	.000	-5	2	0	0	0	3	53	67	.442
Nick DeSantis	8	1	1	2	7	.143	E	2	0	0	0	6	1	0	1.000
George Fegaras	6	0	2	2	11	.000	-3	2	0	0	0	8	0	0	—
Jake Kraft	6	0	1	1	3	.000	-4	0	0	0	0	1	0	1	.000
Hoyt Stanley	6	0	1	1	6	.000	-2	2	0	0	0	6	0	0	—
Tyler Catalano	5	0	0	0	0	.000	-1	0	0	0	0	1	14	19	.424
Sean Donaldson	5	0	0	0	0	.000	-2	0	0	0	0	0	0	1	.000
Charlie Major	3	0	0	0	4	.000	E	0	0	0	0	1	18	14	.563
Jack O'Brien	3	0	0	0	0	.000	E	0	0	0	0	0	0	0	—
Winter Wallace	3	0	0	0	1	.000	-1	4	0	0	0	2	0	0	—
Luke Devlin	2	0	0	0	1	.000	-1	2	0	0	0	0	3	4	.429
Marian Mosko	2	0	0	0	1	.000	E	0	0	0	0	2	0	0	—
Michael Fisher	1	0	0	0	0	.000	E	0	0	0	0	0	0	0	—
Nicholas Wolfenberg	1	0	0	0	0	.000	E	0	0	0	0	0	0	0	—
TOTALS	63	4	10	14	60	.067	-20	22	1	0	0	31	140	154	.476
GOALTENDER	GP	GS	W	L	T	W%	MIN	GA	GAA	SV	SV%	PPG	SHG	SHO	
Remington Keopple	1	0	0	1	0	.000	49:40	5	6.04	22	.815	1	0	0	

YEAR-BY-YEAR RESULTS

SEASON	RECORD	W%	GF	GA	+/-
1957-58	2-4-1	.357	37	48	-11
1958-59	3-10-0	.231	26	105	-79
1959-60	1-7-0	.125	17	66	-49
1960-61	3-8-0	.273	40	36	+4
1961-62	8-2-0	.800	50	20	+30
1962-63	5-4-1	.550	44	31	+13
1963-64	5-5-1	.500	35	37	-2
1964-65	11-2-0	.846	91	37	+54
1965-66	13-1-0	.929	95	22	+73
1966-67	10-1-0	.909	76	18	+58
1967-68	12-0-0	1.000	77	15	+62
1968-69	12-0-0	1.000	94	15	+79
1969-70	12-0-0	1.000	86	20	+66
1970-71	13-0-0	1.000	88	23	+65
1971-72	12-1-0	.923	95	30	+65
1972-73	14-0-1	.967	99	42	+57
1973-74	11-1-0	.917	74	40	+34
1974-75	9-3-1	.731	74	43	+31
1975-76	10-3-0	.769	82	42	+40
1976-77	14-2-0	.875	124	63	+61
1977-78	13-1-1	.900	126	51	+75
1978-79	13-3-0	.813	93	52	+41
1979-80	8-5-0	.615	67	50	+17
1980-81	12-1-0	.923	70	27	+43
1981-82	6-8-0	.429	59	47	+12
1982-83	9-1-2	.833	54	33	+21
1983-84	7-5-0	.583	49	51	-2
1984-85	11-1-1	.885	72	43	+29
1985-86	6-4-4	.571	62	54	+8
1986-87	6-6-0	.500	59	55	+4
1987-88	10-5-0	.667	69	40	+29
1988-89	9-3-0	.750	52	31	+21
1989-90	10-2-2	.786	60	37	+23
1990-91	10-3-2	.733	73	39	+34
1991-92	6-3-2	.636	35	27	+8
1992-93	4-9-0	.308	39	53	-14
1993-94	5-7-2	.429	57	59	-2
1994-95	4-4-4	.500	48	39	+9
1995-96	11-1-2	.857	75	32	+43
1996-97	10-4-2	.688	62	42	+20
1997-98	6-6-0	.500	31	29	+2
1998-99	6-7-1	.464	43	44	-1
1999-00	11-3-0	.786	57	33	+24
2000-01	7-2-4	.692	33	26	+7
2001-02	14-1-1	.906	65	27	+38
2002-03	15-0-0	1.000	68	14	+54
2003-04	7-7-5	.500	46	41	+5
2004-05	15-0-1	.969	64	18	+46
2005-06	12-3-2	.765	55	36	+19
2006-07	9-7-2	.556	54	38	+16
2007-08	10-5-2	.647	58	32	+26
2008-09	12-3-1	.781	45	21	+24
2009-10	12-3-1	.781	53	28	+25
2010-11	9-8-1	.528	52	48	+4
2011-12	10-3-2	.733	41	24	+17
2012-13	6-5-2	.538	26	25	+1
2013-14	8-5-2	.600	33	32	+1
2014-15	7-7-3	.500	35	40	-5
2015-16	9-5-2	.625	46	39	+7
2016-17	9-4-3	.656	42	38	+4
2017-18	15-2-0	.882	62	24	+38
2018-19	12-6-0	.667	60	35	+25
2019-20	11-0-2	.923	50	19	+31
2020-21	— NO SEASON (COVID-19 PANDEMIC) —				
2021-22	9-4-3	.656	50	31	+19
2022-23	12-3-1	.781	56	26	+30
2023-24	10-3-2	.733	51	26	+25
2024-25	9-4-1	.679	45	29	+16
2025-26	8-0-0	1.000	38	14	+24
TOTALS	630-236-73	.710	4044	2452	+1592



If you've never been to a Big Red hockey game at Cornell's Lynah Rink, there are quite a few things you've never experienced. You've never camped in line to get season tickets and ensure your spot as one of the raucous and devoted "Lynah Faithful." But most importantly, if you've never been to Lynah, you've never experienced all the best that college hockey offers.

Lynah Rink, which enters its 68th year serving as the home of Big Red hockey this season, was formally dedicated on April 6, 1957, a month after its opening to the public on March 4, 1957. The facility, which was built following a \$500,000 anonymous donation (approximately \$5.59 million in 2024), honors the late **JAMES LYNNAH '05**, who served as the director of athletics at Cornell from 1935-43.

The donation to build Lynah Rink resurrected the Cornell hockey program following a 10-year hiatus, ensuring hockey returned as a varsity sport for the 1957-58 season.

Cornell began sponsoring hockey as a varsity sport with the 1900-01 season, which featured all Big Red home games played on the university's outdoor rink on Beebe Lake. Due to a series of abnormally mild winters, the program was left — literally — on thin ice, causing Cornell to drop the program entirely after the 1947-48 campaign.

Since its opening in March of 1957, Lynah Rink has received numerous face-lifts since hosting its inaugural event on March 21, 1957, a 7-3 victory for the NHL's New York Rangers in an exhibiton against the Rochester Americans of the American Hockey League (AHL). Hockey Hall of Fame goaltender Gump Worsley stopped 44 shots in the victory for the Rangers.

Among the renovations, Cornell spent nearly \$1 million in the summer of 2000, to replace the rink floor, drainage system, frost protection and refrigeration piping, and adding new boards and seamless glass.

During the summer of 2006, a 16,700-square-foot expansion added new locker rooms, coaches offices, study lounges, new athletic training space, and approximately 450 new seats in the seating bowl.

Over last season's winter break, updated Cornell branding on the façade and south concourse brought a more modern look to the facility.

Though many physical aspects of Lynah Rink have changed over time, the crowd remains constant. Lynah Rink can hold 4,267 boisterous Cornell hockey fans, who provide unwavering support for the Big Red while creating an unparalleled atmosphere in college hockey.

Although many rinks in the nation are bigger in capacity, few are known to be louder. The Cornell fans, aptly named the "Lynah Faithful," stream into every home contest, making themselves as much a part of the game as the players do. Whether they're cheering for the Big Red or joining the pep band in their rendition of "Give My Regards to Davy," the Lynah Faithful reaffirms the old saying, "There's no place like home."

Since the doors opened on Lynah Rink, the Cornell men's hockey program has won a pair of NCAA Division I men's hockey championships in 1967 and 1970, garnering an ECAC Hockey-record 13 tournament championships (1967-70, 1973, 1980, 1986, 1996-97, 2003, 2005, 2010, 2024) and 26 Ivy League titles, 22 of which have been won outright.

NCAA HISTORY

TOP DIVISION I HOME WIN PERCENTAGES
Since 1995-96 Season (as of 1/14/26)

TEAM	RECORD	W%
Michigan	411-127-38	.7465
Quinnipiac	342-109-42	.7363
North Dakota	420-142-58	.7242
Boston College	338-122-41	.7156
Denver	414-156-50	.7081
► Cornell	300-111-48	.7059
Minnesota	409-172-53	.6869
Maine	334-149-56	.6716
Boston University	325-148-55	.6676
Minnesota State	340-160-55	.6622



CASEY JONES '90

1ST SEASON AS CORNELL HEAD COACH

Years at Cornell: 7th Season; 2nd Season of Third Stint
College: Cornell '90

CASEY JONES '90 is entering his first season as the Jay R. Bloom '77 Head Coach of Cornell Men's Ice Hockey, taking over for Cornell Athletics Hall of Fame head coach **MIKE SCHAFFER** '86, who retired after spending a program-record 30 seasons as the Big Red's head coach (1995-25).

Officially the 13th head coach in Cornell program history, Jones is entering the second season of his third stint on the Big Red coaching staff, having served as an assistant coach (1991-93) and associate head coach between 2008-11 in addition to last season.

Returning to East Hill following a 13-year tenure at fellow ECAC Hockey rival Clarkson (2012-24), Jones amassed a record of 234-185-56 (.552) with the Golden Knights, which included him winning the Tim Taylor Award, ECAC Hockey's Coach of the Year, in 2019.

While at Clarkson, the Golden Knights registered six 20-win seasons, four of which came during a five-year stretch between 2015 and 2020. Clarkson, who finished within the top 16 in pairwise ranking for five consecutive seasons (2017-22), made a pair of NCAA Tournaments in 2018 and 2019, and was poised for a third consecutive trip in 2020 before the COVID-19 pandemic halted those aspirations. The Golden Knights made the ECAC Hockey semifinals on three occasions (2018, 2019, 2022) under Jones, which included claiming the 2019 ECAC Hockey Tournament title.

Prior to his first head coaching appointment, Jones returned to Cornell for a three-year stint, serving as an associate head coach from 2008-11. The Big Red appeared in two NCAA Tournaments and won the 2010 ECAC Hockey Championship title while Jones was on staff, where the Big Red posted a 59-34-11 (.620) record and 38-20-8 (.636) mark in ECAC Hockey contests.

Jones returned to East Hill after coaching at Ohio State for 13 seasons (1995-2008) on John Markell's staff, serving as an assistant coach for nine years (1995-2004) before being elevated to associate head coach for his remaining four years with the Buckeyes. While at Ohio State, Jones served as the program's recruiting coordinator, aiding in the recruitment of 20 NHL draft picks — including a trio of first-round picks in R.J. Umberger (16th overall in 2001), Dave Steckel (30th overall in 2001), and Ryan Kesler (23rd overall in 2003).

Known for being a staunch recruiter, the Buckeyes earned five NCAA Tournament appearances, highlighted by a trip to the 1998 Frozen Four, where Ohio State fell to Boston College in the national semifinal. Ohio State won one Central Collegiate Hockey Association (CCHA) Super Six title in 2004, defeating Michigan for the program's first CCHA championship in 32 years.

One year following his graduation from Cornell in 1990 with a degree in business management, Jones found his spot on Cornell's bench, serving as an assistant coach under **BRIAN McCUTCHEON**, the head coach whom he played for. Jones spent two seasons on McCutcheon's staff from 1991-93 before making the move north to Clarkson for a two-year stint as an assistant on Mark Morris' staff from 1993-95. While with the Golden Knights, Clarkson generated a 43-19-9 (.669) record, winning the 1995 ECAC Hockey Championship title to clinch the league's automatic berth into the NCAA Tournament.

A standout centerman for the Big Red between 1986 and 1990, Jones accrued 112 points (30 goals, 82 assists) in 110 career games for Cornell, highlighted by registering 30-point seasons as a sophomore in 1987-88 (10-22—32) and a junior in 1988-89 (8-27—35). Jones also served as a captain during his senior season.

Following his freshman season at Cornell, Jones was drafted by the Boston Bruins in the 10th round (203rd overall) of the 1987 NHL Entry Draft.

Originally from Témiscaming, Québec, Jones is married to his wife, Kimberlee, a Cornell alumna, and has two children, Gabi and Bryan.

THE JONES FILE

COACHING EXPERIENCE

1991-93	Cornell (Assistant Coach)
1994-95	Clarkson (Assistant Coach)
1995-04	Ohio State (Assistant Coach)
2004-08	Ohio State (Associate Head Coach)
2008-11	Cornell (Associate Head Coach)
2011-23	Clarkson (Head Coach)
2024-25	Cornell (Associate Head Coach)
2025-Pres.	Cornell (Head Coach)

PLAYING EXPERIENCE

1986-90	Cornell
---------	---------

EDUCATION

Cornell University
B.A., Business Management & Marketing, 1990

COACHING CAREER

SEASON	RECORD	W%	CONF.	W%
CLARKSON (2011 - 2023)				
2011-12	16-17-6	.487	9-9-4	.500
2012-13	9-20-7	.347	8-11-3	.432
2013-14	21-17-4	.548	11-9-2	.545
2014-15	12-20-5	.392	8-11-3	.432
2015-16	20-15-3	.566	10-9-3	.523
2016-17	18-16-5	.526	10-9-3	.523
2017-18	23-11-6	.650	12-5-5	.659
2018-19	26-11-2	.692	13-7-2	.636
2019-20	23-8-3	.721	16-5-1	.750
2020-21	11-7-4	.591	6-4-4	.571
2021-22	21-10-6	.649	14-4-4	.727
2022-23	16-17-4	.486	9-10-3	.477
2023-24	18-16-1	.529	12-9-1	.568
TOTALS	234-185-56	.552	138-102-38	.565
CORNELL (2025 - PRESENT)				
2025-26	11-4-0	.733	6-2-0	.750
TOTALS	11-4-0	.733	6-2-0	.750
OVERALL	245-189-56	.557	144-104-38	.570

CORNELL'S RECORD UNDER JONES

CATEGORY	2025-26	UNDER JONES	STREAK	CATEGORY	2025-26	UNDER JONES	STREAK	CATEGORY	2025-26	UNDER JONES	STREAK
Overall	11-4-0	11-4-0	Won 5	Cornell Scores First	9-0-0	9-0-0	Won 9	Leads after 1st period	6-0-0	6-0-0	Won 6
ECAC Hockey Game	6-2-0	6-2-0	Won 1	Opponent Scores First	2-4-0	2-4-0	Lost 2	Trails after 1st period	1-2-0	1-2-0	Lost 2
Ivy League Game	3-1-0	3-1-0	Won 2	When Shutout	0-0-0	0-0-0	—	Tied after 1st period	4-2-0	4-2-0	Won 1
Non-Conference Game	5-2-0	5-2-0	Won 4	Scores One Goal	0-4-0	0-4-0	Lost 4	Leads after 2nd period	8-0-0	8-0-0	Won 8
Home	8-0-0	8-0-0	Won 8	Scores Two Goals	1-0-0	1-0-0	Won 1	Trails after 2nd period	1-1-0	1-1-0	Won 1
Away	3-3-0	3-3-0	Won 1	Scores Three Goals	3-0-0	3-0-0	Won 3	Tied after 2nd period	2-3-0	2-3-0	Won 1
Neutral Site	0-1-0	0-1-0	Lost 1	Scores Four Goals	1-0-0	1-0-0	Won 1	Outshoots Opponent	7-3-0	7-3-0	Won 4
October	0-1-0	0-1-0	Lost 1	Scores 5+ Goals	6-0-0	6-0-0	Won 6	Outshot by Opponent	4-1-0	4-1-0	Won 3
November	6-2-0	6-2-0	Lost 1	Shutout Opponent	0-0-0	0-0-0	—	Tied in Shots	0-0-0	0-0-0	—
December	1-1-0	1-1-0	Won 1	Allows One Goal	6-0-0	6-0-0	Won 6	In Overtime	0-0-0	0-0-0	—
January	4-0-0	4-0-0	Won 4	Allows Two Goals	4-3-0	4-3-0	Won 3	In Shootouts	0-0-0	0-0-0	—
February	0-0-0	0-0-0	—	Allows Three Goals	0-0-0	0-0-0	—	vs. Ranked Opponents	2-2-0	2-2-0	Lost 1
March	0-0-0	0-0-0	—	Allows Four Goals	1-1-0	1-1-0	Won 1				
April	0-0-0	0-0-0	—	Allows 5+ Goals	0-0-0	0-0-0	—				

1947-2025

"KEN DRYDEN was not only one of the greatest goaltenders in the history of hockey, but also a symbol of excellence, intellect, and leadership who represented Cornell with unmatched distinction," said Dr. **NICKI MOORE**, Cornell's Meakem & Smith Director of Athletics & Physical Education. "His impact on the game, on our university, and in communities throughout his homeland in Canada will endure far beyond the ice. Cornell Athletics & Physical Education mourns his passing, and we extend our deepest condolences to his family, friends, and all who were inspired by his extraordinary life."

"Intelligent, classy, articulate, kind, athletic, and thoughtful are just a few characteristics that come to mind," stated former Cornell men's hockey head coach **MIKE SCHAFFER '86**. **"KEN DRYDEN** was a legend and a trailblazer in the sport of hockey. Cornell University, Cornell Hockey, the Montréal Canadiens, and the hockey community have lost one of the greatest ambassadors for our sport. Our thoughts go out to his family, and especially his wife, Lynda."

After graduating from Cornell in 1969 with a degree in history, Dryden launched an extraordinary eight-year NHL career with the Montréal Canadiens. He won six Stanley Cups, five Vezina Trophies, the Conn Smythe Trophy in 1971 as the Stanley Cup Playoffs' MVP, and the Calder Trophy in 1972 as the league's Rookie of the Year.

In 1973, Dryden earned the first of his five Vezina Trophies after leading the league in wins (33), goals-against average (2.26), and save percentage (.926). He remains one of four goaltenders in NHL history to win the award at least five times, alongside Jacques Plante (seven), Bill Durnan (six), and Dominik Hasek (six).

Dryden stepped away from hockey for the 1973-74 season, briefly retiring while earning a law degree from McGill University and working at a Toronto law firm, before returning to the Canadiens in 1974. Over the next five seasons, he anchored one of the NHL's most dominant dynasties, guiding the Canadiens to four straight Stanley Cups (1976-79) and capturing the Vezina Trophy each year. During that stretch, he posted a 150-33-30 record with a 2.13 goals-against average, .920 save percentage, and 28 shutouts.

"From the moment **KEN DRYDEN** joined Montréal as a 23-year-old rookie in 1971, he made an immediate and lasting impact on the NHL, the Canadiens franchise, and the goaltending position," said NHL Commissioner and fellow Cornell alumnus **GARY BETTMAN** '74 in a statement." After playing six regular-season games during that first year, Ken proceeded to lead his team to a Stanley Cup while winning the Conn Smythe Trophy as the playoffs' most valuable player. It is almost incomprehensible to believe that he accomplished all of that the year prior to winning the Calder Memorial Trophy as the League's best rookie in 1971-72.

"Ken's early success was only a harbinger of what was to come. In eight years with the Canadiens, Ken would lead a team filled with future Hall of Famers to six Stanley Cup championships, quickly becoming a beloved figure in his adopted hometown of Montréal. He won five Vezina Trophies as the League's top goaltender, including four consecutive awards from 1975-76 to 1978-79. Named as a member of the League's Greatest 100, he was the NHL's dominant goaltender during the 1970s.

"On a personal note, Ken was a fellow Cornellian whose career ranks among the greatest runs in collegiate hockey and famously led the Big Red to the 1967 NCAA Championship. On behalf of the National Hockey League, we mourn the passing of a legendary Canadian and extend our sincere condolences to his wife Lynda, family, and many friends and fans all over the hockey world."

Dryden was inducted into the Cornell Athletics Hall of Fame in 1978 and the Hockey Hall of Fame in 1983, both in his first year of eligibility. His No. 29 sweater was retired by the Canadiens in 2007, and his No. 1 sweater was retired by Cornell in 2010, alongside **JOE NIEUWENDYK's** No. 25.



DRYDEN AT A GLANCE

MOST WINS BY GOALTENDER				LOWEST GOALS-AGAINST AVERAGE				LOWEST GOALS-AGAINST AVERAGE				BEST SAVE PERCENTAGE				MOST STANLEY CUP TITLES				
Cornell Program History				Cornell Program History				NHL History				NHL History				Goaltenders in NHL History				
Rk	Player	Years	W	Rk	Player	Years	GAA	Rk	Player	Years	GAA	Rk	Player	Years	SV%	Rk	Player	Years	SC	
1.	Ken Dryden	1966-69	76	1.	Dave LeNeveu	2001-03	1.291	1.	Alec Connell	1924-37	1.916	1.	Dominik Hašek	1990-98	.9223	1.	Jacques Plante	1952-73	6	
2.	Ian Shane	2021-25	66	2.	Ken Dryden	1966-69	1.593	2.	George Hainsworth	1926-37	1.932	2.	Johnny Bower	1953-70	.9219	6.	Ken Dryden	1970-79	6	
3.	David McKee	2003-06	65	3.	Matthew Galajda	2017-20	1.639	3.	Charlie Gardiner	1927-34	2.024	3.	Ken Dryden	1970-79	.9215	3.	Turk Broda	1937-52	5	
	Ben Scrivens	2006-10	65	4.	David McKee	2003-06	1.715	4.	Lorne Chabot	1926-37	2.027	4.	Tuukka Rask	2007-22	.9210	4.	Terry Sawchuk	1950-70	4	
5.	Matthew Galajda	2017-20	60	5.	Ian Shane	2021-25	1.853	5.	Tiny Thompson	1928-40	2.072	5.	Ben Bishop	2008-20	.9205	5.	Gump Worsley	1953-74	4	
6.	Andy Iles	2010-14	58	BEST SAVE PERCENTAGE				6.	Dave Kerr	1930-41	2.135	MOST VEZINA TROPHIES					Johnny Bower	1954-70	4	
7.	Brian Cropper	1968-71	50	Cornell Program History				7.	Dominik Hašek	1990-08	2.202	NHL History					Billy Smith	1972-89	4	
8.	Dave Elenbaas	1970-73	48					8.	Ken Dryden	1970-79	2.238						Grant Fuhr	1982-00	4	
	Corrie D'Alessio	1987-91	48					9.	Martin Brodeur	1991-15	2.242		Rk	Player	Years	VT		Patrick Roy	1985-03	4
10.	Mitch Gillam	2013-17	47					10.	Roy Worters	1925-37	2.276		1.	Jacques Plante	1952-73	7				
													2.	Bill Durnan	1943-50	6				
														Dominik Hašek	1990-08	6				
													4.	Ken Dryden	1970-79	5				
													5.	Four players tied with...		4				

CORNELL ALUMNI IN THE NHL (AS OF JAN. 14)



MORGAN BARRON

F | Winnipeg | CU from 2017-20

2025-26 STATS

GP	G	A	PTS
36	7	7	14

CAREER NHL STATS

GP	G	A	PTS
292	37	37	74



SAM MALINSKI

D | Colorado | CU from 2019-23

2025-26 STATS

GP	G	A	PTS
45	3	20	23

CAREER NHL STATS

GP	G	A	PTS
144	11	37	48



JEFF MALOTT

F | Los Angeles | CU from 2016-20

2025-26 STATS

GP	G	A	PTS
29	3	1	4

CAREER NHL STATS

GP	G	A	PTS
42	3	2	5

BIG RED NHLers UPCOMING SCHEDULE

THURSDAY, JAN. 15

• Winnipeg at Minnesota, 8:00

FRIDAY, JAN. 16

• Nashville at Colorado, 9:00
• Anaheim at Los Angeles, 10:30

SATURDAY, JAN. 17

• Toronto at Winnipeg, 7:00
• Los Angeles at Anaheim, 10:00

MONDAY, JAN. 19

• Washington at Colorado, 4:00 (TNT)
• Winnipeg at Chicago, 8:30

TUESDAY, JAN. 20

• St. Louis at Winnipeg, 8:00
• N.Y. Rangers at Los Angeles, 10:00

WEDNESDAY, JAN. 21

• Anaheim at Colorado, 9:00

#PRORED TRACKER

LAST UPDATED: JAN. 14, 2026
NORTH AMERICA

NHL (3)

• Morgan Barron — Winnipeg Jets
• Sam Malinski — Colorado Avalanche
• Jeff Malott — Los Angeles Kings

AHL (10)

• Dalton Bancroft — Providence Bruins
• Ben Berard — Abbottsford Canucks
• Hank Kempf — Colorado Eagles
• Jacob MacDonald — Colorado Eagles
• Sullivan Mack — Hartford Wolf Pack
• Jack Malone — Utica Comets
• Travis Mitchell — Bridgeport Islanders
• Tim Rego — Ontario Reign
• Gabriel Seger — Grand Rapids Griffins
• Matt Stienburg — Colorado Eagles

ECHL (6)

• Max Andreev — Maine Mariners
• Kyle Betts — Florida Everblades
• Jack O'Leary — Norfolk Admirals
• Kyle Penney — Florida Everblades
• Ian Shane — Reading Royals
• Michael Suda — Worcester Railers

SPHL (1)

• Hayden Stewart — Birmingham Bulls

AUSTRIA - ICEHL (1)

• Sean Collins — Black Wings Linz

CZECHIA - EXTRALIGA (2)

• Joe Leahy — HC Vítkovice
• Ondrej Psenicka — HC Plzeň

FRANCE - LIGUE MANUS (1)

• Michael Regush — Rouen

INTERNATIONAL

GERMANY - DEL (3)

• Alex Green — Straubing Tigers
• Cody Haiskanen — Nürnberg Ice Tigers
• Alec McCrea — Dresdner EisLöwen

GERMANY - DEL2 (1)

• Jake Weidner — EC Kassel Huskies

ITALY - EIHL (2)

• Cole Bardreau — HC Pustertal
• Matt Cairns — HC Bolzano

JAPAN - ASIA LEAGUE (1)

• Alex Rauter — Yokohama Grits

NORWAY (1)

• Mitch Gillam — Frisk Asker

RUSSIA - KHL (2)

• Kirill Gotovets — Dynamo Moskva
• Yanni Kaldis — Severstal Cherepovets

CORNEILLIANS IN THE NHL



CORNEILLIANS TO PLAY IN THE NHL (41)

PLAYER	AT CORNELL CAREER	NHL TEAM(S)
Ken Dryden	1966-69	1970-79 MTL
Brian McCutcheon	1968-71	1974-77 DET
Larry Fullan	1969-72	1974-75 WSH
Lance Nethery	1975-79	1980-82 NYR, EDM
Brock Tredway*	1977-81	1981-82 LAK
Brian Hayward	1978-82	1982-93 WPG, MTL, MNS, SJ
Darren Eliot	1979-83	1984-89 LA, DET, BUF
Doug Dadswell	1984-86	1986-88 CGY
Joe Nieuwendyk	1984-87	1987-07 CGY, DAL, NJ, TOR, FLA
Kent Manderville	1989-91	1991-03 TOR, EDM, HFD, CAR, PHI, PIT
Corrie D'Alessio	1987-91	1992-93 HFD
Dan Ratushny	1988-91	1992-93 VAN
Ryan Hughes	1989-93	1995-96 BOS
Parris Duffus	1990-92	1996-97 PHX
Brad Chartrand	1995-96	1999-04 LAK
P.C. Drouin	1992-96	1996-97 BOS
Jean-Marc Pelletier	1995-97	1998-04 PHI, PHX
Matt Underhill	1998-02	2003-04 CHI
Douglas Murray	1999-03	2005-14 SJ, PIT, MTL
Ryan Vesce	2000-04	2008-10 SJ
Mike Iggy	2001-05	2007-09 SJ, NYI
David LeNeveu	2001-03	2005-11 PHX, CBJ
Matt Moulson	2002-06	2007-18 LA, NYI, BUF, MIN
Ryan O'Byrne	2003-06	2007-13 MTL, COL, TOR
Byron Bitz	2003-07	2008-12 BOS, LA, VAN
Raymond Sawada	2004-08	2008-11 DAL
Colin Greening	2006-10	2010-16 OTT, TOR
Brendon Nash	2006-10	2010-11 MTL
Ben Scrivens	2006-10	2011-16 TOR, LA, EDM, MTL
Riley Nash	2007-10	2011-24 CAR, BOS, CBJ, WPG, TB, ARI, NYR
Sean Collins	2008-12	2012-16 CBJ, WSH
Brian Ferlin	2011-14	2014-15 BOS
Joakim Ryan	2011-15	2017-21 SJ, LA, CAR
Jacob MacDonald	2011-15	2018-24 FLA, COL, SJ
Cole Bardreau	2011-15	2019-23 NYI
Anthony Angello	2015-18	2019-22 PIT
Morgan Barron	2018-20	2020-26 NYR, WPG
Jeff Malott	2016-20	2021-26 WPG, LAK
Sam Malinski	2019-23	2023-26 COL
Matt Stienburg	2019-23	2024-25 COL
Travis Mitchell	2019-23	2025-26 NYI

NOTE: * - denotes only played in playoff game

CORNEILLIANS IN THE HOCKEY HALL OF FAME



KEN DRYDEN

G | Montréal | CU from 1966-69

CAREER NHL STATS

GP	SV	GAA	SV%
397	10,213	2.24	.922



5-time Vezina Trophy winner; 6-time All-Star

A 1983 inductee into the Hockey Hall of Fame, **KEN DRYDEN** parlayed his dominant Cornell career — where he went 78-4-1 — into one of the most remarkable eighty-year runs in NHL history with the Montréal Canadiens.

Dryden backstopped the Canadiens to six Stanley Cups, compiling a career regular-season record of 258-57-74 with a 2.24 goals-against average, a .922 save

percentage and 46 shutouts. He claimed the Vezina Trophy as the NHL's top goaltender five times, including in each of his final four seasons — a feat matched only by fellow Canadiens netminders Bill Durnan (1943-47) and Jacques Plante (1955-60).

In 1971, Dryden became the first rookie in league history to capture the Conn Smythe Trophy as the most valuable player of the Stanley Cup playoffs, cementing his place as one of the game's greats. He was named one of the NHL's top 100 players of all time in 2017.



JOE NIEUWENDYK

F | Calgary, Dallas, New Jersey, Toronto, Florida | CU from 1984-87

CAREER NHL STATS

GP	G	A	PTS
1,257	564	562	1,126



1988 Calder; 1995 Clancy; 1999 Conn Smythe

Inducted into the Hockey Hall of Fame in 2011, **JOE NIEUWENDYK** wasted no time making his mark in the NHL after a three-year career at Cornell.

As a rookie with Calgary in 1987-88, he scored 51 goals and 92 points to earn the Calder Trophy, the NHL's Rookie of the Year, one of four players in NHL history to record a 50-goal rookie season (Mike Bossy, 1977-78; Teemu Selänne, 1992-93;

Alex Ovechkin, 2005-06).

A three-time Stanley Cup champion (Calgary in 1989, Dallas in 1999 and New Jersey in 2003), Nieuwendyk also captured the 1999 Conn Smythe Trophy as the most valuable player of the Stanley Cup playoffs, presented by fellow Cornell alumnus and NHL Commissioner **GARY BETTMAN** '74. He also won the 1995 King Clancy Memorial Award for leadership and humanitarian contributions and was recognized in 2017 as among the NHL's 100 greatest players.

**HUDSON GORSKI**

#2

2025-26 STATS: 2 GP, 0 G, 0 A, 0 PTS, 0 PIM**Height:** 6-3 **Weight:** 183 lbs. **Shoots:** Right **Year:** Freshman**Hometown:** Scotch Plains, N.J.**Previous Team:** Chicago Steel (USHL)

SEASON	GP	G	A	PTS	SH	SH%	PN-MIN	+/-	PPG	SHG	GWG	BLK	FOW	FOL	FO%
2025-26	2	0	0	0	0	.000	0-0	+2	0	0	0	0	0	0	.000
TOTALS	2	0	0	0	0	.000	0-0	+2	0	0	0	0	0	0	.000

GORSKI AT A GLANCE

Most Goals	N/A
Most Assists	N/A
Most Points	N/A
First Goal	N/A
First Assist	N/A
Last Goal	N/A
Last Assist	N/A

Longest Point Streak	N/A
Longest Goal Streak	N/A
Longest Assist Streak	N/A

**JACK O'BRIEN**

#3

2025-26 STATS: 15 GP, 0 G, 5 A, 5 PTS, 2 PIM**Height:** 6-0 **Weight:** 188 lbs. **Shoots:** Left **Year:** Senior**Hometown:** White Rock, British Columbia**Previous Team:** Nanaimo Clippers (BCHL)

SEASON	GP	G	A	PTS	SH	SH%	PN-MIN	+/-	PPG	SHG	GWG	BLK	FOW	FOL	FO%
2022-23	1	0	0	0	1	.000	0-0	E	0	0	0	0	0	0	.000
2023-24	9	0	0	0	5	.000	0-0	+4	0	0	0	2	0	0	.000
2024-25	30	0	3	3	15	.000	1-2	+4	0	0	0	7	0	0	.000
2025-26	15	0	5	5	11	.000	1-2	+11	0	0	0	19	0	0	.000
TOTALS	55	0	8	8	32	.000	2-4	+19	0	0	0	28	0	0	.000

O'BRIEN AT A GLANCE

Most Goals	N/A
Most Assists	2, at St. Lawrence (12/6/25)
Most Points	2, at St. Lawrence (12/6/25)
First Goal	N/A
First Assist	at Dartmouth (11/15/24)
Last Goal	N/A
Last Assist	vs. Alaska (1/9/26) - 1 game

Longest Point Streak	N/A
Longest Goal Streak	N/A
Longest Assist Streak	N/A

**XAVIER VEILLEUX**

#4

2025-26 STATS: 15 GP, 4 G, 8 A, 12 PTS, 2 PIM**Height:** 6-1 **Weight:** 198 lbs. **Shoots:** Left **Year:** Freshman**Hometown:** Ancienne-Lorette, Québec**Previous Team:** Muskegon Lumberjacks (USHL)

SEASON	GP	G	A	PTS	SH	SH%	PN-MIN	+/-	PPG	SHG	GWG	BLK	FOW	FOL	FO%
2025-26	15	4	8	12	31	.129	1-2	E	4	0	0	10	0	0	.000
TOTALS	15	4	8	12	31	.129	1-2	E	4	0	0	10	0	0	.000

VEILLEUX AT A GLANCE

Most Goals	1, (4x), Last: vs. Alaska (1/9/26)
Most Assists	2, at St. Lawrence (12/6/25)
Most Points	2, (3x), Last: vs. Alaska (1/9/26)
First Goal	at UMass (11/1/25)
First Assist	vs. Brown (11/14/25)
Last Goal	vs. Alaska (1/9/26) - 1 game
Last Assist	vs. Alaska (1/10/26)

Longest Point Streak	3 games (12/5/25 - 1/2/26)
Longest Goal Streak	N/A
Longest Assist Streak	3 games (12/5/25 - 1/2/26)

**HOYT STANLEY**

#5

2025-26 STATS: 15 GP, 0 G, 8 A, 8 PTS, 8 PIM**Height:** 6-3 **Weight:** 207 lbs. **Shoots:** Right **Year:** Junior**Hometown:** West Vancouver, British Columbia**Previous Team:** Victoria Grizzlies (BCHL)

SEASON	GP	G	A	PTS	SH	SH%	PN-MIN	+/-	PPG	SHG	GWG	BLK	FOW	FOL	FO%
2023-24	35	2	8	10	37	.054	11-22	+16	0	0	0	25	0	0	.000
2024-25	35	2	11	13	33	.061	13-40	+14	0	0	0	44	0	0	.000
2025-26	15	0	8	8	20	.000	4-8	-1	0	0	0	17	0	0	.000
TOTALS	83	4	27	31	90	.044	28-70	+29	0	0	0	86	0	0	.000

STANLEY AT A GLANCE

Most Goals	1, (4x), Last: vs. Yale (3/8/25)
Most Assists	3, vs. Alaska (1/9/26)
Most Points	3, vs. Alaska (1/9/26)
First Goal	vs. UMass (12/29/23)
First Assist	vs. Minnesota Duluth (10/27/23)
Last Goal	vs. Yale (3/8/25) - 21 games
Last Assist	2, vs. Alaska (1/10/26)

Longest Point Streak	3, (3x), Last: (1/3/26 - Pres.)
Longest Goal Streak	N/A
Longest Assist Streak	3, (2x), Last: (1/3/26 - Pres.)

**GEORGE FEGARAS**

#6

2025-26 STATS: 15 GP, 1 G, 8 A, 9 PTS, 22 PIM**Height:** 6-2 **Weight:** 207 lbs. **Shoots:** Right **Year:** Junior**Hometown:** Richmond Hill, Ontario**Previous Team:** Muskegon Lumberjacks (USHL)

SEASON	GP	G	A	PTS	SH	SH%	PN-MIN	+/-	PPG	SHG	GWG	BLK	FOW	FOL	FO%
2023-24	33	3	4	7	57	.053	6-12	+9	1	0	0	19	0	0	.000
2024-25	30	1	13	14	50	.020	5-10	+1	0	0	0	17	0	0	.000
2025-26	15	1	8	9	36	.028	11-22	+10	0	0	0	14	0	0	.000
TOTALS	78	5	25	30	143	.035	22-44	+20	1	0	0	50	0	0	.000

FEGARAS AT A GLANCE

Most Goals	1, (5x), Last: vs. Omaha (1/2/26)
Most Assists	2, (4x), Last: vs. Brown (11/14/25)
Most Points	2, (6x), Last: vs. Omaha (1/2/26)
First Goal	at Brown (11/4/23)
First Assist	at Brown (11/4/23)
Last Goal	vs. Omaha (1/2/26) - 3 games
Last Assist	vs. Alaska (1/10/26)

Longest Point Streak	3, (2x), Last: (11/8/25 - 11/15/25)
Longest Goal Streak	N/A
Longest Assist Streak	3 games (11/8/25 - 11/15/25)



**LUKE McCRADY**

#7

2025-26 STATS: 1 GP, 0 G, 0 A, 0 PTS, 2 PIM**Height:** 6-3 **Weight:** 186 lbs. **Shoots:** Left **Year:** Freshman**Hometown:** Calgary, Alberta**Previous Team:** Spruce Grove Saints (BCHL)

SEASON	GP	G	A	PTS	SH	SH%	PN-MIN	+/-	PPG	SHG	GWG	BLK	FOW	FOL	FO%
2025-26	1	0	0	0	0	.000	1-2	E	0	0	0	0	0	0	.000
TOTALS	1	0	0	0	0	.000	1-2	E	0	0	0	0	0	0	.000

McCRADY AT A GLANCE

Most Goals	N/A
Most Assists	N/A
Most Points	N/A
First Goal	N/A
First Assist	N/A
Last Goal	N/A
Last Assist	N/A

Longest Point Streak	N/A
Longest Goal Streak	N/A
Longest Assist Streak	N/A

**LUKE DEVLIN**

#8

2025-26 STATS: 15 GP, 2 G, 2 A, 4 PTS, 6 PIM**Height:** 6-4 **Weight:** 203 lbs. **Shoots:** Left **Year:** Junior**Hometown:** Memphis, Tenn.**Previous Team:** West Kelowna Warriors (BCHL)

SEASON	GP	G	A	PTS	SH	SH%	PN-MIN	+/-	PPG	SHG	GWG	BLK	FOW	FOL	FO%
2023-24	30	6	2	8	29	.207	6-12	+1	0	0	1	7	26	37	.413
2024-25	MISSED SEASON DUE TO INJURY														
2025-26	15	2	2	4	26	.077	3-6	+3	0	0	1	7	1	0	1.000
TOTALS	45	8	4	12	55	.145	9-18	+4	0	0	2	14	27	37	.422

DEVLIN AT A GLANCE

Most Goals	2, vs. RPI (11/22/25)
Most Assists	1, (3x), Last: at UMass (11/1/25)
Most Points	2, (2x), Last: vs. RPI (11/22/25)
First Goal	at Yale (11/3/23)
First Assist	vs. Clarkson (2/3/24)
Last Goal	2, vs. RPI (11/22/25) - 7 games
Last Assist	vs. Alaska (1/10/26)

Longest Point Streak	4 games (2/2/24 - 2/10/24)
Longest Goal Streak	3 games (2/2/24 - 2/9/24)
Longest Assist Streak	N/A

**CHARLIE MAJOR**

#9

2025-26 STATS: 13 GP, 5 G, 8 A, 13 PTS, 2 PIM**Height:** 5-10 **Weight:** 186 lbs. **Shoots:** Right **Year:** Sophomore**Hometown:** Skaneateles, N.Y.**Previous Team:** Chicago Steel (USHL)

SEASON	GP	G	A	PTS	SH	SH%	PN-MIN	+/-	PPG	SHG	GWG	BLK	FOW	FOL	FO%
2024-25	28	5	13	18	60	.083	3-6	+7	1	0	1	9	104	100	.510
2025-26	13	5	8	13	41	.122	1-2	+1	2	0	3	6	8	9	.471
TOTALS	41	10	21	31	101	.099	4-8	+8	3	0	4	15	112	109	.507

MAJOR AT A GLANCE

Most Goals	1, (10x), Last: vs. Alaska (1/10/26)
Most Assists	2, (3x), Last: vs. RPI (11/22/25)
Most Points	3, vs. RPI (11/22/25)
First Goal	vs. Colgate (12/6/24)
First Assist	vs. North Dakota (11/2/24)
Last Goal	vs. Alaska (1/10/26)
Last Assist	vs. Alaska (1/9/26) - 1 game

Longest Point Streak	5 games (11/21/25 - 12/6/25)
Longest Goal Streak	2 games (11/21/25 - 11/22/25)
Longest Assist Streak	4 games (11/22/25 - 12/6/25)

**JAKE KRAFT**

#10

2025-26 STATS: 15 GP, 2 G, 2 A, 4 PTS, 6 PIM**Height:** 5-8 **Weight:** 181 lbs. **Shoots:** Left **Year:** Junior**Hometown:** Churchville, N.Y.**Previous Team:** Cedar Rapids RoughRiders (USHL)

SEASON	GP	G	A	PTS	SH	SH%	PN-MIN	+/-	PPG	SHG	GWG	BLK	FOW	FOL	FO%
2023-24	35	4	9	13	47	.085	1-2	+6	0	0	1	13	2	0	1.000
2024-25	36	7	6	13	56	.125	2-4	+5	0	0	1	11	3	9	.250
2025-26	15	2	2	4	24	.083	3-6	+5	1	0	0	7	6	4	.600
TOTALS	86	13	17	30	127	.102	6-12	+16	1	0	2	31	11	13	.458

KRAFT AT A GLANCE

Most Goals	1, (13x), Last: at St. Lawrence (12/6/25)
Most Assists	2, at Princeton (1/17/25)
Most Points	3, at Princeton (1/17/25)
First Goal	vs. Harvard (11/11/23)
First Assist	at Yale (11/3/23)
Last Goal	at St. Lawrence (12/6/25) - 4 games
Last Assist	vs. Omaha (1/3/26) - 2 games

Longest Point Streak	4 games (1/27/24 - 2/9/24)
Longest Goal Streak	2, (2x), Last: (1/11/25 - 1/17/25)
Longest Assist Streak	2, (3x), Last: (11/2/24 - 11/8/24)

**SEAN DONALDSON**

#11

2025-26 STATS: 0 GP, 0 G, 0 A, 0 PTS, 0 PIM**Height:** 5-11 **Weight:** 198 lbs. **Shoots:** Left **Year:** Senior**Hometown:** Vancouver, British Columbia**Previous Team:** Nanaimo Clippers (BCHL)

SEASON	GP	G	A	PTS	SH	SH%	PN-MIN	+/-	PPG	SHG	GWG	BLK	FOW	FOL	FO%
2022-23	24	3	7	10	34	.088	0-0	4	1	0	0	3	0	0	.000
2023-24	10	0	0	0	12	.000	0-0	-1	0	0	0	1	0	0	.000
2024-25	16	0	0	0	15	.000	4-19	-7	0	0	0	1	0	1	.000
2025-26	0	0	0	0	0	.000	0-0	E	0	0	0	0	0	0	.000
TOTALS	50	3	7	10	61	.049	4-19	-4	1	0	0	5	0	1	.000

DONALDSON AT A GLANCE

Most Goals	1, (3x), Last: vs. Princeton (1/21/23)
Most Assists	2, (2x), Last: vs. Brown (11/19/22)
Most Points	2, (2x), Last: vs. Brown (11/19/22)
First Goal	at Minnesota Duluth (10/29/22)
First Assist	2, vs. Yale (11/18/22)
Last Goal	vs. Princeton (1/21/23) - 32 games
Last Assist	vs. AIC (12/30/22) - 37 games

Longest Point Streak	3 games (11/18/22 - 11/22/22)
Longest Goal Streak	N/A
Longest Assist Streak	3 games (11/18/22 - 11/22/22)

**CATON RYAN**

#12

2025-26 STATS: 15 GP, 6 G, 10 A, 16 PTS, 4 PIM**Height:** 6-0 **Weight:** 185 lbs. **Shoots:** Left **Year:** Freshman**Hometown:** Ottawa, Ontario**Previous Team:** Penticton Vees (BCHL)

SEASON	GP	G	A	PTS	SH	SH%	PN-MIN	+/-	PPG	SHG	GWG	BLK	FOW	FOL	FO%
2025-26	15	6	10	16	34	.176	2-4	+11	2	0	0	4	0	3	.000
TOTALS	15	6	10	16	34	.176	2-4	+11	2	0	0	4	0	3	.000

RYAN AT A GLANCE**Most Goals** _____ 2, (2x), Last: vs. Alaska (1/9/26)**Most Assists** _____ 2, (2x), Last: vs. Alaska (1/9/26)**Most Points** _____ 4, vs. Alaska (1/9/26)**First Goal** _____ vs. Brown (11/14/25)**First Assist** _____ at UMass (11/1/25)**Last Goal** _____ 2, vs. Alaska (1/9/26) - 1 game**Last Assist** _____ 2, vs. Alaska (1/10/26)**Longest Point Streak** _____ 5 games (12/6/25 - Pres.)**Longest Goal Streak** _____ 2 games (11/14/25 - 11/15/25)**Longest Assist Streak** _____ 5 games (12/6/25 - Pres.)**MARIAN MOSKO**

#13

2025-26 STATS: 0 GP, 0 G, 0 A, 0 PTS, 0 PIM**Height:** 5-11 **Weight:** 195 lbs. **Shoots:** Left **Year:** Junior**Hometown:** Visolaje, Slovakia**Previous Team:** Fargo Force (USHL)

SEASON	GP	G	A	PTS	SH	SH%	PN-MIN	+/-	PPG	SHG	GWG	BLK	FOW	FOL	FO%
2023-24	11	0	1	1	2	.000	0-0	+3	0	0	0	3	0	0	.000
2024-25	2	0	0	0	1	.000	0-0	-1	0	0	0	1	0	0	.000
2025-26	0	0	0	0	0	.000	0-0	E	0	0	0	0	0	0	.000
TOTALS	13	0	1	1	3	.000	0-0	+2	0	0	0	4	0	0	.000

MOSKO AT A GLANCE**Most Goals** _____ N/A**Most Assists** _____ 1, vs. Princeton (1/19/24)**Most Points** _____ 1, vs. Princeton (1/19/24)**First Goal** _____ N/A**First Assist** _____ vs. Princeton (1/19/24)**Last Goal** _____ N/A**Last Assist** _____ vs. Princeton (1/19/24) - 9 games**Longest Point Streak** _____ N/A**Longest Goal Streak** _____ N/A**Longest Assist Streak** _____ N/A**RYAN WALSH**

#14

2025-26 STATS: 15 GP, 6 G, 12 A, 18 PTS, 8 PIM**Height:** 6-1 **Weight:** 195 lbs. **Shoots:** Right **Year:** Junior**Hometown:** Rochester, N.Y.**Previous Team:** Cedar Rapids RoughRiders (USHL)

SEASON	GP	G	A	PTS	SH	SH%	PN-MIN	+/-	PPG	SHG	GWG	BLK	FOW	FOL	FO%
2023-24	35	12	10	22	73	.164	9-21	+5	4	0	5	9	251	241	.510
2024-25	36	17	14	31	96	.177	9-21	+14	3	0	2	18	419	330	.559
2025-26	15	6	12	18	33	.182	4-8	+5	3	0	0	10	158	131	.547
TOTALS	86	35	36	71	202	.173	22-50	+24	10	0	7	37	828	702	.541

WALSH AT A GLANCE**Most Goals** _____ 2, (4x), Last: vs. Alaska (1/10/26)**Most Assists** _____ 5, vs. RPI (11/22/25)**Most Points** _____ 5, vs. RPI (11/22/25)**First Goal** _____ vs. Minnesota Duluth (10/27/23)**First Assist** _____ vs. Minnesota Duluth (10/27/23)**Last Goal** _____ 2, vs. Alaska (1/10/26)**Last Assist** _____ vs. Alaska (1/10/26)**Longest Point Streak** _____ 4 games (3/21/25 - 3/29/25)**Longest Goal Streak** _____ 3, (2x), Last: (3/22/24 - 3/29/25)**Longest Assist Streak** _____ 3 games (2/23/24 - 3/1/24)**TYLER CATALANO**

#15

2025-26 STATS: 15 GP, 1 G, 1 A, 2 PTS, 6 PIM**Height:** 6-4 **Weight:** 223 lbs. **Shoots:** Right **Year:** Junior**Hometown:** St. Louis, Mo.**Previous Team:** Youngstown Phantoms (USHL)

SEASON	GP	G	A	PTS	SH	SH%	PN-MIN	+/-	PPG	SHG	GWG	BLK	FOW	FOL	FO%
2023-24	24	1	4	5	19	.053	3-14	-1	0	0	0	15	74	79	.484
2024-25	36	2	4	6	26	.077	9-26	E	0	0	1	10	107	106	.502
2025-26	15	1	1	2	8	.125	3-6	E	0	0	0	5	76	52	.594
TOTALS	75	4	9	13	53	.075	15-46	-1	0	0	1	30	257	237	.520

CATALANO AT A GLANCE**Most Goals** _____ 1, (4x), Last: at St. Lawrence (12/6/25)**Most Assists** _____ 1, (9x), Last: vs. Alaska (1/9/26)**Most Points** _____ 1, (13x), Last: vs. Alaska (1/9/26)**First Goal** _____ vs. Yale (2/17/24)**First Assist** _____ vs. St. Lawrence (2/2/24)**Last Goal** _____ at St. Lawrence (12/6/24) - 4 games**Last Assist** _____ vs. Alaska (1/9/26) - 1 game**Longest Point Streak** _____ 3 games (2/2/24 - 2/9/24)**Longest Goal Streak** _____ N/A**Longest Assist Streak** _____ 3 games (2/2/24 - 2/9/24)**MICHAEL FISHER**

#16

2025-26 STATS: 15 GP, 0 G, 4 A, 4 PTS, 6 PIM**Height:** 6-3 **Weight:** 200 lbs. **Shoots:** Right **Year:** Sophomore**Hometown:** Westborough, Mass.**Previous Team:** Penticton Vees (BCHL)

SEASON	GP	G	A	PTS	SH	SH%	PN-MIN	+/-	PPG	SHG	GWG	BLK	FOW	FOL	FO%
2023-24	29	1	1	2	26	.038	7-14	-9	0	0	0	23	0	0	.000
2024-25	SPENT SEASON WITH PENTICTON (BCHL)														
2025-26	15	0	4	4	15	.000	3-6	+9	0	0	0	7	0	0	.000
AT COR	15	0	4	4	15	.000	3-6	+9	0	0	0	7	0	0	.000
TOTALS	44	1	5	6	41	.024	10-20	E	0	0	0	30	0	0	.000

NOTE: Shaded row denotes season spent with Northeastern (HEA)

FISHER AT A GLANCE**Most Goals** _____ 1, at New Hampshire (10/26/23)**Most Assists** _____ 1, (5x), Last: vs. Alaska (1/9/26)**Most Points** _____ 1, (6x), Last: vs. Alaska (1/9/26)**First Goal** _____ at New Hampshire (10/26/23)**First Assist** _____ vs. Boston College (12/2/23)**Last Goal** _____ at New Hampshire (10/26/23) - 42 games**Last Assist** _____ vs. Alaska (1/9/26) - 1 game**Longest Point Streak** _____ 2 games (11/14/25 - 11/15/25)**Longest Goal Streak** _____ N/A**Longest Assist Streak** _____ 2 games (11/14/25 - 11/15/25)

**AIDEN LONG**

#17

2025-26 STATS: 15 GP, 4 G, 5 A, 9 PTS, 12 PIM**Height:** 6-2 **Weight:** 203 lbs. **Shoots:** Left **Year:** Freshman**Hometown:** Mono, Ontario**Previous Team:** Madison Capitols (USHL)

SEASON	GP	G	A	PTS	SH	SH%	PN-MIN	+/-	PPG	SHG	GWG	BLK	FOW	FOL	FO%
2025-26	15	4	5	9	28	.143	6-12	+12	0	0	0	4	3	13	.188
TOTALS	15	4	5	9	28	.143	6-12	+12	0	0	0	4	3	13	.188

LONG AT A GLANCE

Most Goals _____ 2, vs. Omaha (1/2/26)
Most Assists _____ 1, (5x), Last: vs. Omaha (1/3/26)
Most Points _____ 2, (2x), Last: vs. Omaha (1/3/26)

First Goal _____ vs. Omaha (1/2/26)
First Assist _____ at Harvard (11/7/25)
Last Goal _____ vs. Alaska (1/9/26) - 1 game
Last Assist _____ vs. Omaha (1/3/26) - 2 games

Longest Point Streak _____ 4 games (12/6/25 - 1/9/26)
Longest Goal Streak _____ 3 games (1/2/26 - 1/9/26)
Longest Assist Streak _____ N/A

**GIO DIGIULIAN**

#18

2025-26 STATS: 15 GP, 5 G, 3 A, 8 PTS, 12 PIM**Height:** 6-1 **Weight:** 176 lbs. **Shoots:** Right **Year:** Freshman**Hometown:** South Burlington, Vt.**Previous Team:** Lincoln Stars (USHL)

SEASON	GP	G	A	PTS	SH	SH%	PN-MIN	+/-	PPG	SHG	GWG	BLK	FOW	FOL	FO%
2025-26	15	5	3	8	16	.313	6-12	+5	1	0	2	7	85	92	.480
TOTALS	15	5	3	8	16	.313	6-12	+5	1	0	2	7	85	92	.480

DIGIULIAN AT A GLANCE

Most Goals _____ 1, (5x), Last: vs. Omaha (1/2/26)
Most Assists _____ 1, (3x), Last: vs. Omaha (1/3/26)
Most Points _____ 2, (2x), Last: vs. Omaha (1/2/26)

First Goal _____ at UMass (10/31/25)
First Assist _____ vs. Brown (11/14/25)
Last Goal _____ vs. Omaha (1/2/26) - 3 games
Last Assist _____ vs. Omaha (1/3/26) - 2 games

Longest Point Streak _____ 3 games (10/31/25 - 11/7/25)
Longest Goal Streak _____ 3 games (10/31/25 - 11/7/25)
Longest Assist Streak _____ 2 games (1/2/26 - 1/3/26)

**CONNOR ARSENEAULT**

#19

2025-26 STATS: 8 GP, 0 G, 2 A, 2 PTS, 4 PIM**Height:** 6-2 **Weight:** 215 lbs. **Shoots:** Left **Year:** Freshman**Hometown:** Rothesay, New Brunswick**Previous Team:** Chilliwack Chiefs (BCHL)

SEASON	GP	G	A	PTS	SH	SH%	PN-MIN	+/-	PPG	SHG	GWG	BLK	FOW	FOL	FO%
2025-26	8	0	2	2	4	.000	2-4	+2	0	0	0	1	3	5	.375
TOTALS	8	0	2	2	4	.000	2-4	+2	0	0	0	1	3	5	.375

ARSENEAULT AT A GLANCE

Most Goals _____ N/A
Most Assists _____ 1, (2x), Last: vs. Yale (11/15/25)
Most Points _____ 1, (2x), Last: vs. Yale (11/15/25)

First Goal _____ N/A
First Assist _____ at Dartmouth (11/8/25)
Last Goal _____ N/A
Last Assist _____ vs. Yale (11/15/25) - 4 games

Longest Point Streak _____ N/A
Longest Goal Streak _____ N/A
Longest Assist Streak _____ N/A

**REEGAN HISCOCK**

#21

2025-26 STATS: 15 GP, 5 G, 0 A, 5 PTS, 4 PIM**Height:** 6-5 **Weight:** 202 lbs. **Shoots:** Left **Year:** Freshman**Hometown:** St. John's, Newfoundland and Labrador**Previous Team:** Victoria Grizzlies (BCHL)

SEASON	GP	G	A	PTS	SH	SH%	PN-MIN	+/-	PPG	SHG	GWG	BLK	FOW	FOL	FO%
2025-26	15	5	0	5	16	.313	2-4	-1	0	0	1	2	0	0	.000
TOTALS	13	5	0	5	16	.313	2-4	-1	0	0	1	2	0	0	.000

HISCOCK AT A GLANCE

Most Goals _____ 1, (5x), Last: vs. Omaha (1/3/26)
Most Assists _____ N/A
Most Points _____ 1, (5x), Last: vs. Omaha (1/3/26)

First Goal _____ at Dartmouth (11/8/25)
First Assist _____ N/A
Last Goal _____ vs. Omaha (1/3/26) - 2 games
Last Assist _____ N/A

Longest Point Streak _____ 2 games (1/2/26 - 1/3/26)
Longest Goal Streak _____ 2 games (1/2/26 - 1/3/26)
Longest Assist Streak _____ N/A

**CHASE PIRTLE**

#22

2025-26 STATS: 9 GP, 2 G, 5 A, 7 PTS, 0 PIM**Height:** 6-2 **Weight:** 182 lbs. **Shoots:** Right **Year:** Freshman**Hometown:** Far Hills, N.J.**Previous Team:** Victoria Grizzlies (BCHL)

SEASON	GP	G	A	PTS	SH	SH%	PN-MIN	+/-	PPG	SHG	GWG	BLK	FOW	FOL	FO%
2025-26	9	2	5	7	9	.222	0-0	+2	0	0	1	0	1	1	.500
TOTALS	9	2	5	7	9	.222	0-0	+2	0	0	1	0	1	1	.500

PIRTLE AT A GLANCE

Most Goals _____ 1, (2x), Last: vs. Alaska (1/9/26)
Most Assists _____ 1, (5x), Last: vs. Alaska (1/9/26)
Most Points _____ 2, (2x), Last: vs. Alaska (1/9/26)

First Goal _____ at St. Lawrence (12/6/25)
First Assist _____ vs. Brown (11/14/25)
Last Goal _____ vs. Alaska (1/9/26) - 1 game
Last Assist _____ vs. Alaska (1/9/26) - 1 game

Longest Point Streak _____ 3 games (12/6/25 - 1/9/26)
Longest Goal Streak _____ N/A
Longest Assist Streak _____ 3 games (12/6/25 - 1/9/26)



WINTER WALLACE

#23

2025-26 STATS: 10 GP, 0 G, 0 A, 0 PTS, 2 PIM

Height: 6-4 Weight: 225 lbs. Shoots: Right Year: Senior

Hometown: Boulder, Colo.

Previous Team: Youngstown Phantoms (USHL)

SEASON	GP	G	A	PTS	SH	SH%	PN-MIN	+/-	PPG	SHG	GWG	BLK	FOW	FOL	FO%
2022-23	25	3	5	8	21	.143	9-18	+7	0	0	0	3	0	0	.000
2023-24	26	1	1	2	15	.067	6-12	-2	0	0	0	8	3	7	.300
2024-25	MISSED SEASON DUE TO INJURY														
2025-26	10	0	0	0	8	.000	1-2	-2	0	0	0	0	2	2	.500
TOTALS	61	4	6	10	44	.091	16-32	+3	0	0	0	11	5	9	.357

WALLACE AT A GLANCE

Most Goals _____ 1, (4x), Last: at Union (2/10/24)
 Most Assists _____ 1, (6x), Last: at Brown (11/4/23)
 Most Points _____ 1, (10x), Last: at Union (2/10/24)

First Goal _____ at Minnesota Duluth (10/28/22)
 First Assist _____ at Clarkson (11/12/22)
 Last Goal _____ at Union (2/10/24) - 19 games
 Last Assist _____ at Brown (11/4/23) - 32 games

Longest Point Streak _____ 2, (2x), Last: (2/11/23 - 2/17/23)
 Longest Goal Streak _____ N/A
 Longest Assist Streak _____ 2 games (2/11/23 - 2/17/23)



NICHOLAS WOLFENBERG

#24

2025-26 STATS: 1 GP, 0 G, 0 A, 0 PTS, 0 PIM

Height: 6-2 Weight: 210 lbs. Shoots: Right Year: Sophomore

Hometown: Calgary, Alberta

Previous Team: Okotoks Oilers (BCHL)

SEASON	GP	G	A	PTS	SH	SH%	PN-MIN	+/-	PPG	SHG	GWG	BLK	FOW	FOL	FO%
2024-25	13	1	1	2	8	.125	1-2	+2	0	0	0	3	0	0	.000
2025-26	1	0	0	0	0	.000	0-0	+1	0	0	0	1	0	0	.000
TOTALS	14	1	1	2	8	.125	1-2	+3	0	0	0	4	0	0	.000

WOLFENBERG AT A GLANCE

Most Goals _____ 1, vs. North Dakota (11/1/24)
 Most Assists _____ 1, at Sacred Heart (1/11/25)
 Most Points _____ 1, (2x), Last: at Sacred Heart (1/11/25)

First Goal _____ vs. North Dakota (11/1/24)
 First Assist _____ at Sacred Heart (1/11/25)
 Last Goal _____ vs. North Dakota (11/1/24) - 13 games
 Last Assist _____ at Sacred Heart (1/11/25) - 6 games

Longest Point Streak _____ N/A
 Longest Goal Streak _____ N/A
 Longest Assist Streak _____ N/A



DONOVAN HAMILTON

#26

2025-26 STATS: 1 GP, 0 G, 0 A, 0 PTS, 0 PIM

Height: 6-3 Weight: 200 lbs. Shoots: Left Year: Freshman

Hometown: Buffalo, N.Y.

Previous Team: Salmon Arm Silverbacks (BCHL)

SEASON	GP	G	A	PTS	SH	SH%	PN-MIN	+/-	PPG	SHG	GWG	BLK	FOW	FOL	FO%
2024-25	1	0	0	0	0	.000	0-0	E	0	0	0	0	0	0	.000
2025-26	1	0	0	0	0	.000	0-0	E	0	0	0	0	0	0	.000
TOTALS	1	0	0	0	0	.000	0-0	E	0	0	0	0	0	0	.000

HAMILTON AT A GLANCE

Most Goals _____ N/A
 Most Assists _____ N/A
 Most Points _____ N/A

First Goal _____ N/A
 First Assist _____ N/A
 Last Goal _____ N/A
 Last Assist _____ N/A

Longest Point Streak _____ N/A
 Longest Goal Streak _____ N/A
 Longest Assist Streak _____ N/A



LUKE ASHTON

#27

2025-26 STATS: 15 GP, 1 G, 4 A, 5 PTS, 2 PIM

Height: 6-5 Weight: 235 lbs. Shoots: Left Year: Sophomore

Hometown: North Vancouver, British Columbia

Previous Team: Minnesota State (CCHA)

SEASON	GP	G	A	PTS	SH	SH%	PN-MIN	+/-	PPG	SHG	GWG	BLK	FOW	FOL	FO%
2024-25	38	5	8	13	61	.082	3-6	+10	3	0	0	49	0	0	.000
2025-26	15	1	4	5	21	.048	1-2	+11	0	0	0	14	0	0	.000
AT COR	15	1	4	5	21	.048	1-2	+11	0	0	0	14	0	0	.000
TOTALS	51	6	12	18	82	.073	4-8	+21	3	0	0	63	0	0	.000

NOTE: Shaded row denotes season spent with Minnesota State (CCHA)

ASHTON AT A GLANCE

Most Goals _____ 1, (6x), Last: vs. Alaska (1/9/26)
 Most Assists _____ 1, (12x), Last: vs. Omaha (1/2/26)
 Most Points _____ 2, (2x), Last: vs. Bowling Green (12/6/25)

First Goal _____ at Michigan (10/4/24)
 First Assist _____ at Michigan (10/4/24)
 Last Goal _____ vs. Alaska (1/9/26) - 1 game
 Last Assist _____ vs. Omaha (1/2/26) - 3 games

Longest Point Streak _____ 3 games (1/10/25 - 1/17/25)
 Longest Goal Streak _____ N/A
 Longest Assist Streak _____ 2 games (1/10/25 - 1/11/25)



NICK DeSANTIS

#28

2025-26 STATS: 15 GP, 2 G, 1 A, 3 PTS, 4 PIM

Height: 5-9 Weight: 170 lbs. Shoots: Right Year: Senior

Hometown: Collegeville, Pa.

Previous Team: Madison Capitols (USHL)

SEASON	GP	G	A	PTS	SH	SH%	PN-MIN	+/-	PPG	SHG	GWG	BLK	FOW	FOL	FO%
2022-23	31	9	11	20	40	.225	6-12	+9	3	0	1	4	0	0	.000
2023-24	35	8	6	14	46	.174	11-30	+16	1	0	1	16	0	0	.000
2024-25	33	8	6	14	45	.178	8-24	+11	1	0	1	9	5	2	.714
2025-26	15	2	1	3	13	.154	2-4	+8	0	0	1	4	4	4	.500
TOTALS	114	27	24	51	144	.188	27-70	+44	5	0	4	33	9	6	.600

DeSANTIS AT A GLANCE

Most Goals _____ 2, (5x), Last: vs. Harvard (1/24/25)
 Most Assists _____ 4, at RPI (1/7/23)
 Most Points _____ 4, at RPI (1/7/23)

First Goal _____ at St. Lawrence (11/11/22)
 First Assist _____ vs. AIC (12/29/22)
 Last Goal _____ at St. Lawrence (12/6/25) - 4 games
 Last Assist _____ at St. Lawrence (12/6/25) - 4 games

Longest Point Streak _____ 6 games (12/29/22 - 1/20/23)
 Longest Goal Streak _____ 3 games (1/12/24 - 1/19/24)
 Longest Assist Streak _____ 4 games (1/6/23 - 1/20/23)

2025-26 CORNELL BIG RED SKATER CAPSULES



PARKER MURRAY

#29

2025-26 STATS: 0 GP, 0 G, 0 A, 0 PTS, 0 PIM

Height: 6-5 Weight: 230 lbs. Shoots: Left Year: Sophomore
Hometown: Manhattan Beach, Calif.
Previous Team: Chilliwack Chiefs (BCHL)

SEASON	GP	G	A	PTS	SH	SH%	PN-MIN	+/-	PPG	SHG	GWG	BLK	FOW	FOL	FO%
2024-25	3	0	0	0	1	.000	1-2	E	0	0	0	0	0	0	.000
2025-26	0	0	0	0	0	.000	0-0	E	0	0	0	0	0	0	.000
TOTALS	3	0	0	0	1	.000	1-2	E	0	0	0	0	0	0	.000

MURRAY AT A GLANCE

Most Goals	N/A
Most Assists	N/A
Most Points	N/A
First Goal	N/A
First Assist	N/A
Last Goal	N/A
Last Assist	N/A

Longest Point Streak	N/A
Longest Goal Streak	N/A
Longest Assist Streak	N/A



JONATHAN CASTAGNA

#38

2025-26 STATS: 15 GP, 9 G, 8 A, 17 PTS, 8 PIM

Height: 6-2 Weight: 198 lbs. Shoots: Left Year: Junior
Hometown: Etobicoke, Ontario
Previous Team: St. Andrew's College



SEASON	GP	G	A	PTS	SH	SH%	PN-MIN	+/-	PPG	SHG	GWG	BLK	FOW	FOL	FO%
2023-24	35	11	14	25	60	.183	11-25	+20	0	0	3	15	220	183	.546
2024-25	32	5	10	15	61	.082	10-20	+2	1	0	0	20	290	204	.587
2025-26	15	9	8	17	42	.214	4-8	+12	2	3	2	16	190	100	.655
TOTALS	82	25	32	57	163	.153	25-53	+34	3	3	5	51	700	487	.590

CASTAGNA AT A GLANCE

Most Goals	3, vs. Princeton (1/19/24)
Most Assists	2, (8x), Last: vs. Alaska (1/9/26)
Most Points	4, (2x), Last: at Union (2/10/24)

First Goal	at Brown (11/4/23)
First Assist	vs. Minnesota Duluth (10/27/23)
Last Goal	2, vs. Alaska (1/10/26)
Last Assist	2, vs. Alaska (1/9/26) - 1 game

Longest Point Streak	6 games (12/5/25 - Pres.)
Longest Goal Streak	2, (2x), Last: (12/5/25 - 12/6/25)
Longest Assist Streak	2, (6x), Last: (12/6/25 - 1/2/26)

SEASON & CAREER RECORDS BY SITUATION

PLAYER	IN LINEUP		SCORES A GOAL		HAS AN ASSIST		HAS A POINT		MULTI-PT GAME		2-POINT GAME		3-POINT GAME		4+-POINT GAME	
	'25-26	CAREER	'25-26	CAREER	'25-26	CAREER	'25-26	CAREER	'25-26	CAREER	'25-26	CAREER	'25-26	CAREER	'25-26	CAREER
Connor Arseneault	6-2-0	6-2-0	—	—	1-1-0	1-1-0	1-1-0	1-1-0	—	—	—	—	—	—	—	—
Luke Ashton	11-4-0	37-13-3	1-0-0	6-0-0	4-0-0	11-1-0	5-0-0	15-1-0	—	2-0-0	—	2-0-0	—	—	—	—
Jonathan Castagna	11-4-0	49-21-12	5-1-0	14-4-0	5-0-0	19-1-4	9-1-0	28-5-4	6-0-0	14-0-1	5-0-0	11-0-1	1-0-0	1-0-0	—	2-0-0
Tyler Catalano	11-4-0	46-20-9	1-0-0	2-1-1	1-0-0	7-2-0	2-0-0	9-3-1	—	—	—	—	—	—	—	—
Nick DeSantis	11-4-0	69-31-14	2-0-0	18-1-3	1-0-0	15-4-2	2-0-0	27-5-4	1-0-0	10-0-2	1-0-0	8-0-2	—	1-0-0	—	1-0-0
Luke Devlin	11-4-0	32-9-4	1-0-0	6-1-0	2-0-0	4-0-0	3-0-0	9-1-0	1-0-0	2-0-0	1-0-0	2-0-0	—	—	—	—
Gio DiGiulian	11-4-0	11-4-0	4-1-0	4-1-0	3-0-0	3-0-0	5-1-0	5-1-0	2-0-0	2-0-0	2-0-0	2-0-0	—	—	—	—
Sean Donaldson	—	28-14-8	—	2-1-0	—	3-1-1	—	5-2-1	—	2-0-0	—	2-0-0	—	—	—	—
George Fegaras	11-4-0	47-21-10	1-0-0	3-1-1	6-1-0	16-3-2	6-1-0	17-4-3	2-0-0	5-1-0	2-0-0	5-1-0	—	—	—	—
Michael Fisher	11-4-0	25-18-2	—	0-1-0	3-1-0	3-2-0	3-1-0	3-3-0	—	—	—	—	—	—	—	—
Hudson Gorski	2-0-0	2-0-0	—	—	—	—	—	—	—	—	—	—	—	—	—	—
Donovan Hamilton	0-1-0	0-1-0	—	—	—	—	—	—	—	—	—	—	—	—	—	—
Reegan Hiscock	11-4-0	11-4-0	3-2-0	3-2-0	—	—	3-2-0	3-2-0	—	—	—	—	—	—	—	—
Jake Kraft	11-4-0	52-22-12	2-0-0	10-2-1	2-0-0	12-1-3	4-0-0	19-3-4	—	3-0-0	—	2-0-0	—	1-0-0	—	—
Aiden Long	11-4-0	11-4-0	3-0-0	3-0-0	5-0-0	5-0-0	7-0-0	7-0-0	2-0-0	2-0-0	2-0-0	2-0-0	—	—	—	—
Charlie Major	9-4-0	25-12-4	5-0-0	10-0-0	5-2-0	14-3-1	7-2-0	18-3-1	3-0-0	8-0-0	2-0-0	7-0-0	1-0-0	1-0-0	—	—
Luke McCrady	1-0-0	1-0-0	—	—	—	—	—	—	—	—	—	—	—	—	—	—
Marian Mosko	—	9-2-2	—	—	—	1-0-0	—	1-0-0	—	—	—	—	—	—	—	—
Parker Murray	—	0-2-1	—	—	—	—	—	—	—	—	—	—	—	—	—	—
Jack O'Brien	11-4-0	34-14-7	—	—	3-1-0	5-2-0	3-1-0	5-2-0	1-0-0	1-0-0	1-0-0	1-0-0	—	—	—	—
Chase Pirtle	7-2-0	7-2-0	2-0-0	2-0-0	5-0-0	5-0-0	5-0-0	5-0-0	2-0-0	2-0-0	2-0-0	2-0-0	—	—	—	—
Caton Ryan	11-4-0	11-4-0	4-0-0	4-0-0	8-0-0	8-0-0	9-0-0	9-0-0	5-0-0	5-0-0	4-0-0	4-0-0	—	—	1-0-0	1-0-0
Hoyt Stanley	11-4-0	52-21-12	—	2-0-2	5-0-0	21-1-1	5-0-0	23-1-3	2-0-0	3-0-0	1-0-0	2-0-0	1-0-0	1-0-0	—	—
Xavier Veilleux	11-4-0	11-4-0	4-0-0	4-0-0	6-1-0	6-1-0	8-1-0	8-1-0	3-0-0	3-0-0	3-0-0	3-0-0	—	—	—	—
Winter Wallace	7-3-0	35-19-7	—	3-1-0	—	3-2-1	—	6-3-1	—	—	—	—	—	—	—	—
Ryan Walsh	11-4-0	52-22-12	4-0-0	25-3-2	5-1-0	17-4-5	8-1-0	33-6-7	5-0-0	15-1-1	3-0-0	9-1-1	1-0-0	5-0-0	1-0-0	1-0-0
Nicholas Wolfenberg	1-0-0	6-4-4	—	1-0-0	—	0-1-0	—	1-1-0	—	—	—	—	—	—	—	—

NOTE: Career records included from games at previous Division I institutions



ALEXIS COURNOYER #30

2025-26 STATS: 11 GP / 11 GS, 8-3-0 RECORD, 1.84 GAA, .927 SV%

Height: 6-4 **Weight:** 202 lbs. **Catches:** Left **Year:** Freshman

Hometown: Trois-Rivières, Québec

Previous Team: Cape Breton Eagles (QMJHL)



SEASON	GP-GS	MIN	GA	GAA	SV	SV%	RECORD	SHO	PPG	SHG	G	A	PTS	PIM
2025-26	11-11	651:37	20	1.84	255	.927	8-3-0	0	5	0	0	0	0	0
TOTALS	11-11	651:37	20	1.84	255	.927	8-3-0	0	5	0	0	0	0	0

COURNOYER AT A GLANCE

Most Saves _____ 33, at UMass (11/1/25)

Most Assists _____ N/A

First Game _____ at UMass (11/1/25)

First Start _____ at UMass (11/1/25)

First Shutout _____ N/A

Current Shutout Streak _____ **46:00, 1/9/26 - Present**

Longest Shutout Streak _____ 91:42, 11/8/25 - 11/14/25

Last Shutout _____ N/A

Last Assist _____ N/A



REMINGTON KEOPPLE #33

2025-26 STATS: 4 GP / 4 GS, 3-1-0 RECORD, 2.02 GAA, .900 SV%

Height: 6-2 **Weight:** 191 lbs. **Catches:** Left **Year:** Senior

Hometown: New Richmond, Wis.

Previous Team: Des Moines Buccaneers (USHL)

SEASON	GP-GS	MIN	GA	GAA	SV	SV%	RECORD	SHO	PPG	SHG	G	A	PTS	PIM
2022-23	5-3	174:28	9	3.10	52	.852	1-1-1	0	2	1	0	0	0	0
2023-24	2-1	114:33	7	3.67	44	.863	0-2-0	0	1	0	0	0	0	0
2024-25	5-2	209:37	3	0.86	68	.958	2-0-0	1	1	0	0	1	1	0
2025-26	4-4	237:31	8	2.02	72	.900	3-1-0	0	5	0	0	0	0	0
TOTALS	16-10	736:09	27	2.20	236	.897	6-4-1	1	9	1	0	1	1	0

KEOPPLE AT A GLANCE

Most Saves _____ 25, vs. Omaha (1/3/26)

Most Assists _____ 1, at RPI (3/1/25)

First Game _____ at Minnesota Duluth (10/29/22)

First Start _____ at Minnesota Duluth (10/29/22)

First Shutout _____ at RPI (3/1/25)

Current Shutout Streak _____ **8:59, 1/10/26 - Pres.**

Longest Shutout Streak _____ 86:58, 2/28/25 - 10/31/25

Last Shutout _____ at RPI (3/1/25) - 4 games

Last Assist _____ at RPI (3/1/25) - 4 games



JUSTIN KATZ #37

2025-26 STATS: 0 GP / 0 GS, 0-0-0 RECORD, 0.00 GAA, .000 SV%

Height: 6-1 **Weight:** 189 lbs. **Catches:** Right **Year:** Sophomore

Hometown: Montréal, Québec

Previous Team: Powell River Kings (BCHL)

SEASON	GP-GS	MIN	GA	GAA	SV	SV%	RECORD	SHO	PPG	SHG	G	A	PTS	PIM
2024-25	0-0	0:00	0	0.00	0	.000	0-0-0	0	0	0	0	0	0	0
2025-26	0-0	0:00	0	0.00	0	.000	0-0-0	0	0	0	0	0	0	0
TOTALS	0-0	0:00	0	0.00	0	.000	0-0-0	0	0	0	0	0	0	0

KATZ AT A GLANCE

Most Saves _____ N/A

Most Assists _____ N/A

First Game _____ N/A

First Start _____ N/A

First Shutout _____ N/A

Current Shutout Streak _____ 0:00

Longest Shutout Streak _____ N/A

Last Shutout _____ N/A

Last Assist _____ N/A



ERICK ROEST #40

2025-26 STATS: 0 GP / 0 GS, 0-0-0 RECORD, 0.00 GAA, .000 SV%

Height: 6-0 **Weight:** 174 lbs. **Catches:** Left **Year:** Freshman

Hometown: Lethbridge, Alberta

Previous Team: Cowichan Valley Capitals (BCHL)

SEASON	GP-GS	MIN	GA	GAA	SV	SV%	RECORD	SHO	PPG	SHG	G	A	PTS	PIM
2024-25	0-0	0:00	0	0.00	0	.000	0-0-0	0	0	0	0	0	0	0
TOTALS	0-0	0:00	0	0.00	0	.000	0-0-0	0	0	0	0	0	0	0

ROEST AT A GLANCE

Most Saves _____ N/A

Most Assists _____ N/A

First Game _____ N/A

First Start _____ N/A

First Shutout _____ N/A

Current Shutout Streak _____ 0:00

Longest Shutout Streak _____ N/A

Last Shutout _____ N/A

Last Assist _____ N/A

2025-26 GOAL SCORING SUMMARIES

PLAYER	SEASON GOALS	BY SITE			BY PERIOD				BY STRENGTH			GAME WINNER	LAST LEADING	LAST GOAL		GAMES SINCE
		HOME	ROAD	NEUTRAL	1ST	2ND	3RD	OT	EV	PP	SH			DATE / OPP	GOALTENDER	
Connor Arseneault	—	—	—	—	—	—	—	—	—	—	—	—	—	—	—	—
Luke Ashton	1	1	—	—	—	—	1	—	1	—	—	—	—	1/9/26 vs. Alaska	Vachon	1
Jonathan Castagna	9	5	4	—	1	3	5	—	4	2	3	2	2	1/10/26 vs. Alaska	Empty Net	0
Tyler Catalano	1	—	1	—	1	—	—	—	1	—	—	—	—	12/6/25 at St. Lawrence	Winn	4
Nick DeSantis	2	1	1	—	1	1	—	—	2	—	—	1	1	12/6/25 at St. Lawrence	Winn	4
Luke Devlin	2	2	—	—	1	1	—	—	2	—	—	1	—	11/22/25 vs. RPI	Krawchuk	7
Gio DiGiulian	5	2	3	—	2	1	2	—	5	—	—	2	1	1/2/26 vs. Omaha	Cowan	3
Sean Donaldson	—	—	—	—	—	—	—	—	—	—	—	—	—	—	—	—
George Fegaras	1	1	—	—	1	—	—	—	1	—	—	—	—	1/2/26 vs. Omaha	Cowan	3
Michael Fisher	—	—	—	—	—	—	—	—	—	—	—	—	—	—	—	—
Hudson Gorski	—	—	—	—	—	—	—	—	—	—	—	—	—	—	—	—
Donovan Hamilton	—	—	—	—	—	—	—	—	—	—	—	—	—	—	—	—
Reegan Hiscock	5	3	1	1	1	3	1	—	5	—	—	1	1	1/3/26 vs. Omaha	Cowan	2
Jake Kraft	2	1	1	—	1	—	1	—	1	1	—	—	1	12/6/25 at St. Lawrence	Winn	4
Aiden Long	4	4	—	—	3	—	1	—	4	—	—	—	—	1/9/26 vs. Alaska	Vachon	1
Charlie Major	5	3	2	—	—	4	1	—	3	2	—	3	2	1/10/26 vs. Alaska	Vachon	0
Luke McCrady	—	—	—	—	—	—	—	—	—	—	—	—	—	—	—	—
Marian Mosko	—	—	—	—	—	—	—	—	—	—	—	—	—	—	—	—
Parker Murray	—	—	—	—	—	—	—	—	—	—	—	—	—	—	—	—
Jack O'Brien	—	—	—	—	—	—	—	—	—	—	—	—	—	—	—	—
Chase Pirtle	2	1	1	—	—	1	1	—	2	—	—	1	1	1/9/26 vs. Alaska	Vachon	1
Caton Ryan	6	5	1	—	1	—	5	—	4	2	—	—	1	1/9/26 vs. Alaska	Brice	1
Hoyt Stanley	—	—	—	—	—	—	—	—	—	—	—	—	—	—	—	—
Xavier Veilleux	4	3	1	—	2	1	1	—	—	4	—	—	—	1/9/26 vs. Alaska	Vachon	1
Winter Wallace	—	—	—	—	—	—	—	—	—	—	—	—	—	—	—	—
Ryan Walsh	6	6	—	—	1	2	3	—	3	3	—	—	1	1/10/26 vs. Alaska	Empty Net	0
Nicholas Wolfenberg	—	—	—	—	—	—	—	—	—	—	—	—	—	—	—	—

2025-26 GOAL SCORING SUMMARIES

PLAYER	TOTALS	EVEN	PP	SH	HOME	AWAY	NEUTRAL	1ST	2ND	3RD	OT
Connor Arseneault	0-2—2	0-2—2	—	—	0-1—1	0-1—1	—	—	0-2—2	—	—
Luke Ashton	1-4—5	1-3—4	—	0-1—1	1-3—4	0-1—1	—	0-1—1	—	1-3—4	—
Jonathan Castagna	9-8—17	4-5—9	2-3—5	3-0—3	5-6—11	4-2—6	—	1-4—5	3-2—5	5-2—7	—
Tyler Catalano	1-1—2	1-1—2	—	—	0-1—1	1-0—1	—	1-0—1	0-1—1	—	—
Nick DeSantis	2-1—3	2-1—3	—	—	1-0—1	1-1—2	—	1-0—1	1-0—1	0-1—1	—
Luke Devlin	2-2—4	2-2—4	—	—	2-1—3	0-1—1	—	1-1—2	1-1—2	—	—
Gio DiGiulian	5-3—8	5-2—7	0-1—1	—	2-3—5	3-0—3	—	2-2—4	1-0—1	2-1—3	—
Sean Donaldson	—	—	—	—	—	—	—	—	—	—	—
George Fegaras	1-8—9	1-4—5	0-3—3	0-1—1	1-7—8	0-1—1	—	1-1—2	0-2—2	0-5—5	—
Michael Fisher	0-4—4	0-4—4	—	—	0-3—3	0-1—1	—	0-1—1	0-1—1	0-2—2	—
Hudson Gorski	—	—	—	—	—	—	—	—	—	—	—
Donovan Hamilton	—	—	—	—	—	—	—	—	—	—	—
Reegan Hiscock	5-0—5	5-0—5	—	—	3-0—3	1-0—1	1-0—1	1-0—1	3-0—3	1-0—1	—
Jake Kraft	2-2—4	1-2—3	1-0—1	—	1-2—3	1-0—1	—	1-1—2	0-1—1	1-0—1	—
Aiden Long	4-5—9	4-4—8	—	0-1—1	4-3—7	0-2—2	—	3-1—4	0-2—2	1-2—3	—
Charlie Major	5-8—13	3-4—7	2-4—6	—	3-3—6	2-4—6	0-1—1	0-2—2	4-4—8	1-2—3	—
Luke McCrady	—	—	—	—	—	—	—	—	—	—	—
Marian Mosko	—	—	—	—	—	—	—	—	—	—	—
Parker Murray	—	—	—	—	—	—	—	—	—	—	—
Jack O'Brien	0-5—5	0-5—5	—	—	0-2—2	0-3—3	—	0-1—1	—	0-4—4	—
Chase Pirtle	2-5—7	2-3—5	0-2—2	—	1-4—5	1-1—2	—	0-1—1	1-1—2	1-3—4	—
Caton Ryan	6-10—16	4-9—13	2-1—3	—	5-7—12	1-3—4	—	1-3—4	0-3—3	5-4—9	—
Hoyt Stanley	0-8—8	0-4—4	0-4—4	—	0-7—7	0-1—1	—	0-3—3	0-3—3	0-2—2	—
Xavier Veilleux	4-8—12	0-3—3	4-5—9	—	3-5—8	1-3—4	—	2-4—6	1-2—3	1-2—3	—
Winter Wallace	—	—	—	—	—	—	—	—	—	—	—
Ryan Walsh	6-12—18	3-7—10	3-5—8	—	6-8—14	0-3—3	0-1—1	1-3—4	2-5—7	3-4—7	—
Nicholas Wolfenberg	—	—	—	—	—	—	—	—	—	—	—

2025-26 GOALTENDING BREAKDOWN

PLAYER	OVERALL								HOME								ROAD / NEUTRAL							
	GP	REC	SHO	MIN	GA	GAA	SV	SV%	GP	REC	SHO	MIN	GA	GAA	SV	SV%	GP	REC	SHO	MIN	GA	GAA	SV	SV%
Alexis Cournoyer	11	8-3-0	0	651:37	20	1.84	255	.927	6	6-0-0	0	359:00	10	1.67	128	.928	5	2-3-0	0	292:37	10	2.05	127	.927
Justin Katz	—	—	—	—	—	—	—	—	—	—	—	—	—	—	—	—	—	—	—	—	—	—	—	—
Remington Keopple	4	3-1-0	0	237:31	8	2.02	72	.900	2	2-0-0	0	119:52	4	2.00	40	.909	2	1-1-0	0	117:39	4	2.04	32	.889
Erick Roest	—	—	—	—	—	—	—	—	—	—	—	—	—	—	—	—	—	—	—	—	—	—	—	—
PLAYER	OCTOBER								NOVEMBER								DECEMBER							
	GP	REC	SHO	MIN	GA	GAA	SV	SV%	GP	REC	SHO	MIN	GA	GAA	SV	SV%	GP	REC	SHO	MIN	GA	GAA	SV	SV%
Alexis Cournoyer	—	—	—	—	—	—	—	—	8	6-2-0	0	474:48	11	1.39	197	.947	1	0-1-0	0	57:04	4	4.21	25	.862
Justin Katz	—	—	—	—	—	—	—	—	—	—	—	—	—	—	—	—	—	—	—	—	—	—	—	—
Remington Keopple	1	0-1-0	0	58:32	2	2.05	14	.875	—	—	—	—	—	—	—	—	1	1-0-0	0	59:07	2	2.03	18	.900
Erick Roest	—	—	—	—	—	—	—	—	—	—	—	—	—	—	—	—	—	—	—	—	—	—	—	—
PLAYER	JANUARY								FEBRUARY								MARCH							
	GP	REC	SHO	MIN	GA	GAA	SV	SV%	GP	REC	SHO	MIN	GA	GAA	SV	SV%	GP	REC	SHO	MIN	GA	GAA	SV	SV%
Alexis Cournoyer	2	2-0-0	0	119:45	5	2.51	33	.868	—	—	—	—	—	—	—	—	—	—	—	—	—	—	—	—
Justin Katz	—	—	—	—	—	—	—	—	—	—	—	—	—	—	—	—	—	—	—	—	—	—	—	—
Remington Keopple	2	2-0-0	0	119:52	4	2.00	40	.909	—	—	—	—	—	—	—	—	—	—	—	—	—	—	—	—
Erick Roest	—	—	—	—	—	—	—	—	—	—	—	—	—	—	—	—	—	—	—	—	—	—	—	—

CAREER GOAL SCORING SUMMARIES

PLAYER	CAREER GOALS	BY SITE			BY PERIOD				BY STRENGTH			GAME WINNER	LAST LEADING	LAST GOAL		GAMES SINCE
		HOME	ROAD	NEUTRAL	1ST	2ND	3RD	OT	EV	PP	SH			DATE / OPP	GOALTENDER	
Connor Arseneault	—	—	—	—	—	—	—	—	—	—	—	—	—	—	—	—
Luke Ashton	6	4	2	—	1	2	0	—	3	3	—	—	1	1/9/26 vs. Alaska	Vachon	1
Jonathan Castagna	25	10	11	4	8	8	9	—	19	3	3	5	7	1/10/26 vs. Alaska	Empty Net	0
Tyler Catalano	4	2	2	—	3	—	1	—	4	—	—	1	1	12/6/25 at St. Lawrence	Winn	4
Nick DeSantis	27	15	8	4	12	6	9	—	22	5	—	4	4	12/6/25 at St. Lawrence	Winn	4
Luke Devlin	8	5	3	—	5	1	2	—	8	—	—	2	—	11/22/25 vs. RPI	Krawchuk	7
Gio DiGiulian	5	2	3	—	2	1	2	—	5	—	—	2	1	1/2/26 vs. Omaha	Cowan	3
Sean Donaldson	3	1	2	—	1	1	1	—	2	1	—	—	—	1/21/23 vs. Princeton	Pearson	32
George Fegaras	5	3	1	1	1	3	1	—	4	1	—	—	—	1/2/26 vs. Omaha	Cowan	3
Michael Fisher	—	—	—	—	—	—	—	—	—	—	—	—	—	10/26/23 at UNH	Hellsten	42
Hudson Gorski	—	—	—	—	—	—	—	—	—	—	—	—	—	—	—	—
Donovan Hamilton	—	—	—	—	—	—	—	—	—	—	—	—	—	—	—	—
Reegan Hiscock	5	3	1	1	1	3	1	—	5	—	—	1	1	1/3/26 vs. Omaha	Cowan	2
Jake Kraft	13	8	5	—	6	3	4	—	12	1	—	2	1	12/6/25 at St. Lawrence	Winn	4
Aiden Long	4	4	—	—	3	—	1	—	4	—	—	—	—	1/9/26 vs. Alaska	Vachon	1
Charlie Major	10	4	5	1	1	5	3	1	8	2	—	4	2	1/10/26 vs. Alaska	Vachon	0
Luke McCrady	—	—	—	—	—	—	—	—	—	—	—	—	—	—	—	—
Marian Mosko	—	—	—	—	—	—	—	—	—	—	—	—	—	—	—	—
Parker Murray	—	—	—	—	—	—	—	—	—	—	—	—	—	—	—	—
Jack O'Brien	—	—	—	—	—	—	—	—	—	—	—	—	—	—	—	—
Chase Pirtle	2	1	1	—	—	1	1	—	2	—	—	1	1	1/9/26 vs. Alaska	Vachon	1
Caton Ryan	6	5	1	—	1	—	5	—	4	2	—	—	1	1/9/26 vs. Alaska	Brice	1
Hoyt Stanley	4	2	1	1	1	2	1	—	4	—	—	—	—	3/8/25 vs. Yale	Stark	21
Xavier Veilleux	4	3	1	—	2	1	1	—	0	4	—	—	—	1/9/26 vs. Alaska	Vachon	1
Winter Wallace	4	1	3	—	1	1	2	—	4	—	—	—	1	2/10/24 at Union	Chauvette	19
Ryan Walsh	35	17	11	7	8	13	14	—	25	10	—	7	7	1/10/26 vs. Alaska	Empty Net	0
Nicholas Wolfenberg	1	1	—	—	1	—	—	—	1	—	—	—	—	11/1/24 vs. North Dakota	Semtimphelter	13

CAREER GOAL SCORING SUMMARIES

PLAYER	TOTALS	EVEN	PP	SH	HOME	AWAY	NEUTRAL	1ST	2ND	3RD	OT
Connor Arseneault	0-2—2	0-2—2	—	—	0-1—1	0-1—1	—	—	0-2—2	—	—
Luke Ashton	6-12—18	3-8—11	3-3—6	0-1—1	4-7—11	2-5—7	—	1-5—6	2-1—3	3-6—9	—
Jonathan Castagna	25-32—57	19-28—47	3-4—7	3-0—3	10-18—28	11-10—21	4-4—8	8-10—18	8-12—20	9-10—19	—
Tyler Catalano	4-9—13	4-9—13	—	—	2-5—7	2-4—6	—	3-4—7	0-5—5	1-0—1	—
Nick DeSantis	27-24—51	22-22—44	5-2—7	—	15-6—21	8-15—23	4-3—7	12-9—21	6-9—15	9-6—15	—
Luke Devlin	8-4—12	8-4—12	—	—	5-2—7	3-2—5	—	5-1—6	1-2—3	2-1—3	—
Gio DiGiulian	5-3—8	5-2—7	0-1—1	—	2-3—5	3-0—3	—	2-2—4	1-0—1	2-1—3	—
Sean Donaldson	3-7—10	2-4—6	1-3—4	—	1-7—8	2-0—2	—	1-1—2	1-3—4	1-3—4	—
George Fegaras	5-25—30	4-11—15	1-13—14	0-1—1	3-14—17	1-10—11	1-1—2	1-6—7	3-6—9	1-13—14	—
Michael Fisher	1-5—6	1-5—6	—	—	0-4—4	1-1—2	—	0-2—2	1-1—2	0-2—2	—
Hudson Gorski	—	—	—	—	—	—	—	—	—	—	—
Donovan Hamilton	—	—	—	—	—	—	—	—	—	—	—
Reegan Hiscock	5-0—5	5-0—5	—	—	3-0—3	1-0—1	1-0—1	1-0—1	3-0—3	1-0—1	—
Remington Keopple	0-1—1	0-1—1	—	—	—	0-1—1	—	—	—	0-1—1	—
Jake Kraft	13-17—30	12-15—27	1-2—3	—	8-7—15	5-9—14	0-1—1	6-7—13	3-7—10	4-3—7	—
Aiden Long	4-5—9	4-4—8	—	0-1—1	4-3—7	0-2—2	—	3-1—4	0-2—2	1-2—3	—
Charlie Major	10-21—31	8-12—20	2-9—11	—	4-9—13	5-10—15	1-2—3	1-6—7	5-5—10	3-10—13	1-0—1
Luke McCrady	—	—	—	—	—	—	—	—	—	—	—
Marian Mosko	0-1—1	0-1—1	—	—	0-1—1	—	—	0-1—1	—	—	—
Parker Murray	—	—	—	—	—	—	—	—	—	—	—
Jack O'Brien	0-8—8	0-8—8	—	—	0-2—2	0-6—6	—	0-1—1	0-1—1	0-6—6	—
Chase Pirtle	2-5—7	2-3—5	0-2—2	—	1-4—5	1-1—2	—	0-1—1	1-1—2	1-3—4	—
Caton Ryan	6-10—16	4-9—13	2-1—3	—	5-7—12	1-3—4	—	1-3—4	0-3—3	5-4—9	—
Hoyt Stanley	4-27—31	4-23—27	0-4—4	—	2-15—17	1-8—9	1-4—5	1-9—10	2-9—11	1-9—10	—
Xavier Veilleux	4-8—12	0-3—3	4-5—9	—	3-5—8	1-3—4	—	2-4—6	1-2—3	1-2—3	—
Winter Wallace	4-6—10	4-5—9	0-1—1	—	1-3—4	3-3—6	—	1-2—3	1-0—1	2-4—6	—
Ryan Walsh	35-36—71	25-20—45	10-15—25	0-1—1	17-17—34	11-12—23	7-7—14	8-9—17	13-16—29	14-10—24	0-1—1
Nicholas Wolfenberg	1-1—2	1-1—2	—	—	1-0—1	0-1—1	—	1-0—1	0-1—1	—	—

CAREER GOALTENDING BREAKDOWN

PLAYER	OVERALL								HOME								ROAD / NEUTRAL							
	GP	REC	SHO	MIN	GA	GAA	SV	SV%	GP	REC	SHO	MIN	GA	GAA	SV	SV%	GP	REC	SHO	MIN	GA	GAA	SV	SV%
Alexis Cournoyer	11	8-3-0	0	651:37	20	1.84	255	.927	6	6-0-0	0	359:00	10	1.67	128	.928	5	2-3-0	0	292:37	10	2.05	127	.927
Justin Katz	—	—	—	—	—	—	—	—	—	—	—	—	—	—	—	—	—	—	—	—	—	—	—	—
Remington Keopple	16	6-4-1	1	776:09	27	2.09	236	.897	4	3-0-0	0	183:34	7	2.29	59	.894	12	3-4-1	0	552:35	20	2.17	177	.898
Erick Roest	—	—	—	—	—	—	—	—	—	—	—	—	—	—	—	—	—	—	—	—	—	—	—	—
PLAYER	OCTOBER								NOVEMBER								DECEMBER							
	GP	REC	SHO	MIN	GA	GAA	SV	SV%	GP	REC	SHO	MIN	GA	GAA	SV	SV%	GP	REC	SHO	MIN	GA	GAA	SV	SV%
Alexis Cournoyer	—	—	—	—	—	—	—	—	8	6-2-0	0	474:48	11	1.39	197	.947	1	0-1-0	0	57:04	4	4.21	25	.862
Justin Katz	—	—	—	—	—	—	—	—	—	—	—	—	—	—	—	—	—	—	—	—	—	—	—	—
Remington Keopple	2	0-2-0	0	98:32	6	3.65	25	.806	4	1-2-0	0	200:17	8	2.40	67	.893	3	1-0-0	0	72:31	4	3.31	23	.852
Erick Roest	—	—	—	—	—	—	—	—	—	—	—	—	—	—	—	—	—	—	—	—	—	—	—	—
PLAYER	JANUARY								FEBRUARY								MARCH							
	GP	REC	SHO	MIN	GA	GAA	SV	SV%	GP	REC	SHO	MIN	GA	GAA	SV	SV%	GP	REC	SHO	MIN	GA	GAA	SV	SV%
Alexis Cournoyer	2	2-0-0	0	119:45	5	2.51	33	.868	—	—	—	—	—	—	—	—	—	—	—	—	—	—	—	—
Justin Katz	—	—	—	—	—	—	—	—	—	—	—	—	—	—	—	—	—	—	—	—	—	—	—	—
Remington Keopple	4	3-0-0	0	216:55	6	1.66	73	.924	2	0-0-1	0	87:55	3	2.05	27	.900	1	1-0-0	1	59:59	0	0.00	21	1.000
Erick Roest	—	—	—	—	—	—	—	—	—	—	—	—	—	—	—	—	—	—	—	—	—	—	—	—

GOALS SCORED, GAME

1.	19	1/13/1965 vs. Hamilton (W, 19-0)
	19	1/27/1968 at Yale (W, 19-1)
3.	18	1/20/1968 at Penn (W, 18-1)
4.	16	12/14/1957 vs. Lehigh (W, 16-3)
5.	15	11/25/1965 vs. York (W, 15-0)
	15	11/25/1975 vs. uOttawa (W, 15-2)
7.	14	2/10/1965 at Hamilton (W, 14-0)
	14	11/24/1966 vs. McMaster (W, 14-2)
	14	2/17/1968 vs. Dartmouth (W, 14-2)
	14	1/8/1969 vs. Penn (W, 14-0)
	14	3/4/1970 vs. Dartmouth (W, 14-0)
12.	13	Nine times, Last: 1/21/1978 vs. Yale (W, 13-1)

GOALS SCORED, PERIOD

1.	9	12/14/1957 vs. Lehigh — 1st period (W, 16-3)
	9	1/27/1968 at Yale — 2nd period (W, 19-1)
	9	1/21/1978 vs. Yale — 1st period (W, 13-1)
4.	8	3/4/1961 vs. Penn — 3rd period (W, 13-1)
	8	2/21/1979 vs. Harvard — 1st period (W, 11-3)
6.	7	3/3/1962 vs. Penn — 2nd period (W, 10-0)
	7	1/13/1965 vs. Hamilton — 2nd period (W, 19-0)
	7	1/13/1965 vs. Hamilton — 3rd period (W, 19-0)
	7	2/10/1965 at Hamilton — 1st period (W, 14-0)
	7	11/24/1966 vs. McMaster — 1st period (W, 14-2)
	7	1/19/1967 at Colgate — 1st period (W, 10-2)
	7	1/20/1968 at Penn — 2nd period (W, 18-1)
	7	1/20/1968 at Penn — 3rd period (W, 18-1)
	7	2/17/1968 at Dartmouth — 2nd period (W, 14-2)
	7	2/5/1969 at Yale — 2nd period (W, 11-2)
	7	12/28/1973 vs. Colo. Coll. — 2nd period (W, 9-8)
	7	11/25/1975 vs. uOttawa — 3rd period (W, 15-2)

MARGIN OF VICTORY

1.	+19	1/13/1965 vs. Hamilton (W, 19-0)
2.	+18	1/27/1968 at Yale (W, 19-1)
3.	+17	1/20/1968 at Penn (W, 18-1)
4.	+15	11/25/1965 vs. York (W, 15-0)
5.	+14	2/10/1965 at Hamilton (W, 14-0)
	+14	1/8/1969 vs. Penn (W, 14-0)
	+14	3/4/1970 vs. Dartmouth (W, 14-0)
8.	+13	1/4/1911 at Western Reserve (W, 13-0)
	+13	12/14/1957 vs. Lehigh Club (W, 16-3)
	+13	11/30/1963 at Penn (W, 13-0)
	+13	11/23/1968 vs. Guelph (W, 13-0)
	+13	11/25/1975 vs. uOttawa (W, 15-2)
13.	+12	Six times, Last: 1/21/1978 vs. Yale (W, 13-1)

MARGIN OF DEFEAT

1.	-23	12/27/1939 vs. Boston College (L, 1-14)
2.	-18	1/10/1959 at Harvard (L, 0-18)
3.	-16	1/19/1946 at Yale (L, 2-18)
4.	-14	3/2/1959 vs. Middlebury (L, 1-15)
5.	-13	1/21/1928 at Princeton (L, 1-14)
	-13	1/18/1947 at Yale (L, 0-13)
	-13	2/21/1948 at Colgate (L, 1-14)
	-13	2/23/1959 vs. Harvard (L, 0-13)
	-13	12/16/1959 at Yale (L, 0-13)
10.	-12	1/6/1945 at Army (L, 1-13)
	-12	2/19/1947 at Colgate (L, 3-15)
	-12	12/19/1957 vs. Princeton (L, 1-13)
	-12	2/14/1959 at Dartmouth (L, 2-14)
	-12	1/23/1960 vs. Dartmouth (L, 0-12)

POWER-PLAY GOALS, GAME

1.	7	11/18/1977 vs. York (W, 10-3)
2.	6	1/4/1973 vs. Loyola (W, 13-5)
	6	11/21/1975 vs. Waterloo (W, 9-1)
	6	1/19/1980 vs. Yale (W, 9-4)
	6	2/4/2023 vs. Union (W, 10-1)
6.	5	9 times, Last: 2/8/2003 vs. Vermont (W, 8-1)

POWER-PLAY GOALS, PERIOD

1.	5	2/4/2023 vs. Union — 1st period (W, 10-1)
2.	4	1/2/1971 vs. Guelph — 2nd period (W, 7-2)
	4	11/18/1977 vs. York — 2nd period (W, 10-3)
	4	1/26/1980 vs. Maine — 3rd period (W, 6-2)
	4	2/8/2003 vs. Vermont — 2nd period (W, 8-1)
6.	3	23 times, Most recent: 11/7/2015 vs. Quinnipiac — 1st period (OTL, 4-5)

SHORT-HANDED GOALS, GAME

1.	4	12/18/1961 vs. Ohio (W, 9-0)
2.	3	1/13/1965 vs. Hamilton (W, 19-0)
3.	2	25 times, Last: 1/13/2012 at Quinnipiac (W, 3-2)

SHORT-HANDED GOALS, PERIOD

1.	3	12/18/1961 vs. Ohio — 2nd period (W, 9-0)
	3	1/13/1965 vs. Hamilton — 3rd period (W, 19-0)
3.	2	1/19/1967 vs. Colgate — 3rd period (W, 10-2)
	2	12/28/1976 vs. Princeton — 3rd period (W, 8-5)
	2	2/11/1978 at Dartmouth — 2nd period (W, 7-1)
	2	2/7/1986 at St. Lawrence — 3rd period (W, 7-4)
	2	12/29/1986 at Wisconsin — 3rd period (L, 5-7)
	2	2/20/1988 vs. Yale — 3rd period (W, 7-4)
	2	1/15/1995 vs. Army — 2nd period (W, 8-2)
	2	1/13/2012 at Quinnipiac — 3rd period (W, 3-2)

FASTEST GOAL, GAME START

1.	0:06	Bob Murray (2/11/1974 vs. Yale)
2.	0:08	Robert Spitzmiller (2/12/1930 vs. St. Lawrence)
	0:08	Pete Marcov (12/13/1983 at Princeton)
	0:08	Doug Derraugh (11/10/1990 vs. Princeton)
	0:08	Dalton Bancroft (11/8/2024 vs. Yale)
6.	0:09	Brian McCutcheon (1/3/1970 vs. Colgate)
7.	0:12	Tyler McManus (12/5/1992 at Harvard)
8.	0:13	Roger Eastman (12/14/1957 vs. Lehigh)
9.	0:14	Doug Ferguson (3/8/1966 vs. Boston College)
10.	0:15	Murray Stephen (1/16/1965 at Harvard)

FASTEST TWO GOALS

1.	0:05	3/5/1960 vs. Colgate (W, 5-2)
	0:05	2/14/2020 vs. Union (W, 5-2)
3.	0:06	3/9/1971 vs. Providence (W, 6-3)
	0:06	1/24/2025 vs. Harvard (W, 4-1)
	0:06	1/10/2026 vs. Alaska (W, 5-2)
5.	0:07	2/10/1965 at Hamilton (W, 14-0)
6.	0:08	1/27/1968 at Yale (W, 19-1)
	0:08	12/1/1978 vs. Brown (L, 5-7)
	0:08	3/8/1985 vs. Yale (W, 9-2)
	0:08	11/17/2017 vs. St. Lawrence (W, 6-1)

FASTEST TWO GOALS, GAME START

1.	0:36	11/23/1968 vs. Guelph (W, 13-0)
2.	1:11	3/2/1991 vs. Colgate (W, 8-1)
3.	1:14	11/26/2022 vs. UConn (W, 6-0)
4.	1:20	11/21/1964 vs. Waterloo (W, 5-4)
5.	1:23	1/24/2025 vs. Harvard (W, 4-1)
6.	1:40	12/14/1957 vs. Lehigh (W, 16-3)
7.	1:44	1/17/1987 vs. Brown (OTL, 4-5)
8.	1:53	3/5/1960 vs. Colgate (W, 5-2)
9.	1:54	2/7/1986 at St. Lawrence (W, 7-4)
10.	1:55	3/14/1969 vs. Michigan Tech (OTW, 4-3)

FASTEST THREE GOALS

1.	0:23	2/4/2023 vs. Union (W, 10-1) — <i>all PPG</i>
2.	0:24	2/28/1976 vs. Princeton (W, 8-2)
3.	0:29	1/13/1965 vs. Hamilton (W, 19-0) — <i>all SHG</i>
4.	0:32	1/20/1968 at Penn (W, 18-1)
5.	0:38	1/24/1969 at Penn (W, 10-3)
6.	0:40	3/4/1961 vs. Penn (W, 13-1)
7.	0:43	2/4/2023 vs. Union (W, 10-1)
8.	0:45	12/14/1957 vs. Lehigh (W, 16-3)
9.	0:51	3/10/1979 vs. Boston University (W, 7-4)
10.	0:52	1/9/1965 vs. Princeton (W, 7-3)

FASTEST THREE GOALS, GAME START

1.	2:29	2/28/1976 vs. Princeton (W, 8-2)
2.	3:28	11/23/1968 vs. Guelph (W, 13-0)
3.	3:47	3/2/1991 vs. Colgate (W, 8-1)
4.	3:52	11/24/1966 vs. McMaster (W, 14-2)
5.	4:30	2/22/1975 at Princeton (W, 9-5)
6.	4:33	12/5/1978 vs. St. Lawrence (W, 8-0)
7.	4:34	1/27/1968 at Yale (W, 19-1)
8.	5:03	12/18/1967 at Harvard (W, 9-0)
9.	5:09	1/13/1940 at St. Lawrence (W, 5-3)
10.	5:21	3/14/1969 vs. Michigan Tech (OTW, 4-3)

FASTEST FOUR GOALS

1.	0:54	2/4/2023 vs. Union (W, 10-1) — <i>first 3G were PPG</i>
2.	1:34	3/4/1961 vs. Penn (W, 13-1)
3.	1:35	1/21/1978 vs. Yale (W, 13-1)
4.	1:37	2/28/1976 vs. Princeton (W, 8-2)
5.	1:39	3/4/1961 vs. Penn (W, 13-1)
6.	1:43	11/25/1975 vs. uOttawa (W, 15-2)
7.	1:48	1/20/1968 at Penn (W, 18-1)
8.	2:01	11/25/1975 vs. uOttawa (W, 15-2)
9.	2:05	11/25/1975 vs. uOttawa (W, 15-2)
10.	2:06	12/3/1977 at Brown (L, 6-7)

FASTEST FIVE GOALS

1.	2:01	3/4/1961 vs. Penn (W, 13-1)
2.	2:29	11/25/1975 vs. uOttawa (W, 15-2)
3.	2:35	11/25/1975 vs. uOttawa (W, 15-2)
4.	3:04	1/21/1978 vs. Yale (W, 13-1)
5.	3:34	11/25/1975 vs. uOttawa (W, 15-2)
6.	3:35	2/4/2023 vs. Union (W, 10-1) — <i>first 4G were PPG</i>
7.	3:39	3/4/1961 vs. Penn (W, 13-1)
8.	3:42	1/27/1968 at Yale (W, 19-1)
9.	3:46	1/21/1978 at Yale (W, 19-1)
10.	3:56	1/27/1968 vs. Yale (W, 13-1)

MOST SAVES BY TEAM, GAME

1.	61	2/23/1959 vs. Harvard (L, 0-13) <i>John Detwiler (61 saves)</i>
	61	3/6/1982 at Yale (L, 2-5) <i>Brian Hayward (61 saves)</i>
3.	60	12/17/1958 vs. Yale (L, 1-12) <i>Pete Wheelwright (29 saves); John Detwiler (31 saves)</i>
	60	12/20/1962 vs. Clarkson (L, 3-8) <i>Laing Kennedy (60 saves)</i>
	60	1/3/1986 at British Columbia (W, 5-2) <i>Doug Dadswell (60 saves)</i>
	60	3/17/2013 at Quinnipiac (L, 2-3 — 2OT) <i>Andy Iles (60 saves)</i>
7.	59	3/26/2006 vs. Wisconsin (L, 0-1 — 3OT) <i>David McKee (59 saves)</i>
8.	58	1/10/1959 at Harvard (L, 0-18) <i>John Detwiler (58 saves)</i>
9.	57	3/14/1986 vs. Yale (W, 3-2 — 2OT) <i>Doug Dadswell (57 saves)</i>
	57	2/4/1961 at Harvard (L, 1-2) <i>Laing Kennedy (57 saves)</i>

POINTS IN SEASON, PLAYER

1.	83	Lance Nethery	1977-78
2.	78	Lance Nethery	1976-77
3.	74	Brian Cornell	1968-69
4.	71	Doug Ferguson	1965-66
5.	69	Carlo Ugolini	1972-73
6.	68	James Vaughan	1975-76
7.	66	Doug Derrauagh	1990-91
8.	65	Lance Nethery	1978-79
9.	63	Larry Fullan	1971-72
	63	Doug Marrett	1972-73
	63	David Peace	1974-75

GOALS SCORED IN SEASON, PLAYER

1.	37	Doug Ferguson	1965-66
2.	34	Doug Marrett	1972-73
3.	32	Lance Nethery	1976-77
4.	31	James Vaughan	1975-76
	31	Brock Tredway	1978-79
6.	30	Doug Derrauagh	1990-91
7.	29	Brian Cornell	1967-68
	29	Mark Trivett	1976-77
	29	Roy Kerling	1977-78
	29	Brock Tredway	1980-81

ASSISTS IN SEASON, PLAYER

1.	60	Lance Nethery	1977-78
2.	52	Brian Cornell	1968-69
3.	47	Lance Nethery	1978-79
4.	46	Lance Nethery	1976-77
5.	44	Carlo Ugolini	1972-73
6.	43	Larry Fullan	1971-72
7.	41	Brian Campbell	1974-75
8.	40	Peter Tufford	1968-69
9.	39	Michael Doran	1965-66
	39	Steve Bajinski	1974-75

SAVES IN SEASON, PLAYER

1.	967	Doug Dadswell	1985-86
2.	906	Mitch Gillam	2015-16
3.	898	Andy Iles	2012-13
4.	894	Ben Scrivens	2009-10
5.	883	Ben Scrivens	2007-08
6.	870	Andy Iles	2011-12
7.	857	Doug Dadswell	1984-85
8.	856	Jason Elliott	1997-98
9.	843	Mitch Gillam	2016-17
10.	836	Dave Elenbaas	1972-73

GOALS-AGAINST AVERAGE, SEASON

1.	1.20	Dave LeNeveu	2002-03
2.	1.24	David McKee	2004-05
3.	1.48	Ken Dryden	1966-67
4.	1.51	Matthew Galajda	2017-18
5.	1.52	Ken Dryden	1967-68
6.	1.56	Matthew Galajda	2019-20
7.	1.69	Ian Shane	2023-24
8.	1.72	Ian Shane	2022-23
9.	1.74	Ben Scrivens	2008-09
10.	1.81	Ken Dryden	1968-69

SHUTOUTS, SEASON

1.	10	David McKee	2004-05
2.	9	Dave LeNeveu	2002-03
3.	9	Matthew Galajda	2017-18
4.	7	Ben Scrivens	2008-09
5.	7	Ben Scrivens	2009-10
6.	7	Mitch Gillam	2015-16
7.	6	Ken Dryden	1967-68
8.	6	Andy Iles	2011-12
9.	5	Five times, Last: Ian Shane (2022-23)	

POINTS IN SEASON, TEAM

1.	530	1976-77	# of players with points:	20
2.	522	1977-78	# of players with points:	22
3.	502	1968-69	# of players with points:	18
4.	480	1967-68	# of players with points:	18
	474	1975-76	# of players with points:	26
6.	465	1971-72	# of players with points:	19
	465	1969-70	# of players with points:	17
8.	433	1978-79	# of players with points:	23
9.	430	1972-73	# of players with points:	19
10.	427	1974-75	# of players with points:	20

GOALS SCORED IN SEASON, TEAM

1.	204	1976-77	# of players with goals:	20
2.	195	1977-78	# of players with goals:	21
3.	190	1968-69	# of players with goals:	16
4.	187	1967-68	# of players with goals:	17
5.	179	1969-70	# of players with goals:	17
6.	176	1971-72	# of players with goals:	16
7.	174	1975-76	# of players with goals:	18
8.	166	1978-79	# of players with goals:	20
9.	164	1966-67	# of players with goals:	14
10.	159	1970-71	# of players with goals:	19

ASSISTS IN SEASON, TEAM

1.	327	1977-78	# of players with assists:	20
	326	1976-77	# of players with assists:	20
3.	312	1968-69	# of players with assists:	18
4.	300	1975-76	# of players with assists:	25
5.	293	1967-68	# of players with assists:	18
6.	289	1971-72	# of players with assists:	19
	286	1969-70	# of players with assists:	17
8.	274	1972-73	# of players with assists:	18
	270	1974-75	# of players with assists:	20
	267	1978-79	# of players with assists:	22

SAVES IN SEASON, TEAM

1.	1030	1985-86	Games: 32	SV/game: 32.19
2.	1026	1980-81	Games: 31	SV/game: 33.10
3.	1004	1997-98	Games: 33	SV/game: 30.42
4.	978	1996-97	Games: 35	SV/game: 27.94
5.	951	1979-80	Games: 31	SV/game: 30.68
6.	949	2010-11	Games: 34	SV/game: 27.91
7.	948	2007-08	Games: 36	SV/game: 26.33
8.	938	1993-94	Games: 30	SV/game: 31.27
9.	936	2015-16	Games: 34	SV/game: 27.53
10.	931	1984-85	Games: 30	SV/game: 31.03

GOALS-AGAINST AVERAGE, SEASON

1.	1.237	2004-05	GA: 44	Minutes: 2134:19
2.	1.262	2002-03	GA: 46	Minutes: 2187:32
3.	1.483	1967-68	GA: 43	Minutes: 1740:00
4.	1.516	2017-18	GA: 50	Minutes: 1978:38
5.	1.542	2019-20	GA: 45	Minutes: 1750:43
6.	1.586	1966-67	GA: 46	Minutes: 1740:00
7.	1.681	2001-02	GA: 61	Minutes: 2176:41
8.	1.798	2023-24	GA: 64	Minutes: 2135:41
9.	1.822	2003-04	GA: 59	Minutes: 1942:47
10.	1.844	2009-10	GA: 63	Minutes: 2049:53

SHUTOUTS, SEASON

1.	10	2004-05
	10	2017-18
3.	9	2002-03
4.	7	2008-09
	7	2009-10
	7	2015-16
	6	1967-68
8.	6	2011-12
9.	5	Eight times, Last: 2022-23

CAREER POINTS

1.	271	Lance Nethery	1975-79
2.	207	Brock Tredway	1977-81
3.	200	Roy Kerling	1977-78, 1979-82
4.	187	Doug Ferguson	1964-67
5.	177	Duanne Moeser	1982-86
6.	165	Larry Fullan	1969-72
7.	160	Peter Tufford	1966-69
8.	159	Gary Cullen	1981-85
9.	154	James Vaughan	1974-77
10.	153	Doug Derrauagh	1987-91

CAREER GOALS SCORED

1.	113	Brock Tredway	1977-81
2.	93	Roy Kerling	1977-78, 1979-82
3.	91	Doug Ferguson	1964-67
	91	Lance Nethery	1975-79
5.	81	Duanne Moeser	1982-86
6.	73	Joe Nieuwendyk	1984-87
7.	71	James Vaughan	1974-77
	71	Matt Moulson	2002-06
9.	68	John Hughes	1967-70
	68	Peter Tufford	1966-69
	68	Trent Andison	1987-91

CAREER ASSISTS

1.	180	Lance Nethery	1975-79
2.	108	Larry Fullan	1969-72
3.	107	Roy Kerling	1977-78, 1979-82
4.	105	Gary Cullen	1981-85
5.	96	Doug Ferguson	1964-67
	96	Duanne Moeser	1982-86
7.	95	Brian Cornell	1966-69
8.	94	Brock Tredway	1977-81
9.	93	Kyle Knopp	1995-99
10.	92	Brian Campbell	1973-76
	92	Peter Tufford	1966-69

CAREER SAVES

1.	2,988	Andy Iles	2010-14
2.	2,824	Ben Scrivens	2006-10
3.	2,462	Jason Elliott	1994-98
4.	2,403	Mitch Gillam	2013-17
5.	2,345	Ian Shane	2021-25
6.	2,228	Corrie D'Alessio	1987-91
7.	2,225	Brian Hayward	1978-82
8.	2,208	David McKee	2003-06
9.	2,143	Darren Eliot	1979-83
10.	2,052	Matt Underhill	1998-02

CAREER GOALS-AGAINST AVERAGE

1.	1.291	Dave LeNeveu	2001-03
2.	1.593	Ken Dryden	1966-69
3.	1.639	Matthew Galajda	2017-20
4.	1.715	David McKee	2003-06
5.	1.853	Ian Shane	2021-25
6.	1.932	Ben Scrivens	2006-10
7.	2.102	Brian Cropper	1968-71
8.	2.152	Mitch Gillam	2013-17
9.	2.261	Andy Iles	2010-14
10.	2.319	Matt Underhill	1998-02

CAREER SHUTOUTS

1.	19	Matthew Galajda	2017-20
	19	Ben Scrivens	2006-10
3.	18	David McKee	2003-06
4.	14	Ian Shane	2021-25
5.	13	Ken Dryden	1966-69
6.	11	Dave LeNeveu	2001-03
	11	Mitch Gillam	2013-17
8.	10	Laing Kennedy	1960-63
9.	9	Andy Iles	2010-14
10.	7	Brian Cropper	1968-71
	7	Errol McKibbin	1963-66

2025-26 OVERALL STATISTICS

Overall **11-4-0** Home **8-0-0** Away **3-3-0** Neutral **0-1-0** ECAC Hockey **6-2-0**

#	PLAYER	GP	G	A	PTS	SH	SH%	+/-	PN-MIN	MIN	MAJ	OTH	PPG	SHG	FG	GWG	GTG	OTG	HT	PN	UA	BLK	SHOOTOUTS		
																							G	ATT	PCT
14	Ryan Walsh	15	6	12	18	33	.182	+5	4-8	4	0	0	3	0	2	0	0	0	0	0	1	10	0	0	—
38	Jonathan Castagna	15	9	8	17	42	.214	+12	4-8	4	0	0	2	3	0	2	0	0	0	0	0	16	0	0	—
12	Caton Ryan	15	6	10	16	34	.176	+11	2-4	2	0	0	2	0	1	0	0	0	0	0	0	4	0	0	—
9	Charlie Major	13	5	8	13	41	.122	+1	1-2	1	0	0	2	0	0	3	0	0	0	0	1	6	0	0	—
4	Xavier Veilleux	15	4	8	12	31	.129	E	1-2	1	0	0	4	0	0	0	0	0	0	0	0	10	0	0	—
17	Aiden Long	15	4	5	9	28	.143	+12	6-12	6	0	0	0	0	1	0	0	0	0	0	0	4	0	0	—
6	George Fegaras	15	1	8	9	36	.028	+10	11-22	11	0	0	0	0	1	0	0	0	0	0	0	14	0	0	—
18	Gio DiGiulian	15	5	3	8	16	.313	+5	6-12	6	0	0	1	0	1	2	0	0	0	0	0	7	0	0	—
5	Hoyt Stanley	15	0	8	8	20	.000	-1	4-8	4	0	0	0	0	0	0	0	0	0	0	0	17	0	0	—
22	Chase Pirtle	9	2	5	7	9	.222	+2	0-0	0	0	0	0	0	0	1	0	0	0	0	0	0	0	0	—
21	Reegan Hiscock	15	5	0	5	16	.313	-1	2-4	2	0	0	0	0	1	1	0	0	0	0	0	2	0	0	—
27	Luke Ashton	15	1	4	5	21	.048	+11	1-2	1	0	0	0	0	0	0	0	0	0	0	0	14	0	0	—
3	Jack O'Brien	15	0	5	5	11	.000	+11	1-2	1	0	0	0	0	0	0	0	0	0	0	0	19	0	0	—
8	Luke Devlin	15	2	2	4	26	.077	+3	3-6	3	0	0	0	0	0	1	0	0	0	0	0	7	0	0	—
10	Jake Kraft	15	2	2	4	24	.083	+5	3-6	3	0	0	1	0	1	0	0	0	0	0	0	7	0	0	—
16	Michael Fisher	15	0	4	4	15	.000	+9	3-6	3	0	0	0	0	0	0	0	0	0	0	0	7	0	0	—
28	Nick DeSantis	15	2	1	3	13	.154	+8	2-4	2	0	0	0	0	1	1	0	0	0	0	0	4	0	0	—
15	Tyler Catalano	15	1	1	2	8	.125	E	3-6	3	0	0	0	0	0	0	0	0	0	0	1	5	0	0	—
19	Connor Arseneault	8	0	2	2	4	.000	+2	2-4	2	0	0	0	0	0	0	0	0	0	0	0	1	0	0	—
2	Hudson Gorski	2	0	0	0	0	.000	+2	0-0	0	0	0	0	0	0	0	0	0	0	0	0	0	0	0	—
7	Luke McCrady	1	0	0	0	0	.000	E	1-2	1	0	0	0	0	0	0	0	0	0	0	0	0	0	0	—
23	Winter Wallace	10	0	0	0	8	.000	-2	1-2	1	0	0	0	0	0	0	0	0	0	0	0	0	0	0	—
24	Nicholas Wolfenberg	1	0	0	0	0	.000	+1	0-0	0	0	0	0	0	0	0	0	0	0	0	0	1	0	0	—
26	Donovan Hamilton	1	0	0	0	0	.000	E	0-0	0	0	0	0	0	0	0	0	0	0	0	0	0	0	0	—
30	Alexis Cournoyer	11	0	0	0	0	.000	E	0-0	0	0	0	0	0	0	0	0	0	0	0	0	0	0	0	—
33	Remington Keopple	4	0	0	0	0	.000	E	0-0	0	0	0	0	0	0	0	0	0	0	0	0	0	0	0	—
TEAM									0-0																
TOTALS		15	55	96	151	436	.126	+106	61-122	61	0	0	15	3	9	11	0	0	0	0	3	155	0	0	—
OPPONENTS		15	28	42	70	355	.079	-113	62-124	62	0	0	10	0	5	4	0	0	0	0	4	179	0	0	—

#	PLAYER	GP-GS	MIN	GA	GAA	SV	SV%	W	L	T	SHO	PPG	SHG	ENG
30	Alexis Cournoyer	11-11	651:37	20	1.84	255	.927	8	3	0	0	5	0	0
33	Remington Keopple	4-4	273:31	8	2.02	72	.900	3	1	0	0	5	0	0
EMPTY NET			10:52	0	—	—	—	—	—	—	—	0	0	0
TOTALS		15	900:00	28	1.87	327	.921	11	4	0	0	10	0	0
OPPONENTS		15	900:00	55	3.87	381	.868	4	11	0	0	15	3	3

FACEOFFS

#	PLAYER	W	L	PCT
8	Luke Devlin	1	0	1.000
38	Jonathan Castagna	190	100	.655
10	Jake Kraft	6	4	.600
15	Tyler Catalano	76	52	.594
14	Ryan Walsh	158	131	.547
28	Nick DeSantis	4	4	.500
23	Winter Wallace	2	2	.500
22	Chase Pirtle	1	1	.500
18	Gio DiGiulian	85	92	.480
9	Charlie Major	8	9	.471
19	Connor Arseneault	3	5	.375
17	Aiden Long	3	13	.188
12	Caton Ryan	0	3	.000
TOTALS		537	416	.563
OPPONENTS		416	537	.437

POWER-PLAY SCORING

#	PLAYER	G	A	PTS	SH	SH%
4	Xavier Veilleux	4	5	9	12	.333
14	Ryan Walsh	3	5	8	6	.500
9	Charlie Major	2	4	6	7	.286
38	Jonathan Castagna	2	3	5	12	.167
5	Hoyt Stanley	0	4	4	1	.000
6	George Fegaras	0	4	4	5	.000
12	Caton Ryan	2	1	3	6	.333
22	Chase Pirtle	0	3	3	0	.000
18	Gio DiGiulian	1	1	2	3	.500
10	Jake Kraft	1	0	1	1	1.000

SHORT-HANDED SCORING

#	PLAYER	G	A	PTS	SH	SH%
38	Jonathan Castagna	3	0	3	5	.600
6	George Fegaras	0	1	1	0	.000
17	Aiden Long	0	1	1	0	.000
27	Luke Ashton	0	1	1	0	.000

PERIOD-BY-PERIOD STATS

GOALS	1ST	2ND	3RD	OT	TOTAL
Cornell	16	17	22	0	55
Opponents	12	8	8	0	28
Difference	+4	+9	+14	0	+27
SHOTS	1ST	2ND	3RD	OT	TOTAL
Cornell	150	146	140	0	436
Opponents	112	109	134	0	355
Difference	+38	+37	+6	0	+81
SAVES	1ST	2ND	3RD	OT	TOTAL
Cornell	100	101	126	0	327
Opponents	134	129	118	0	381
Difference	-34	-28	+8	0	-54

2025-26 ECAC HOCKEY STATISTICS

Overall **11-4-0** Home **8-0-0** Away **3-3-0** Neutral **0-1-0** ECAC Hockey **6-2-0**

#	PLAYER	GP	G	A	PTS	SH	SH%	+/-	PN-MIN	MIN	MAJ	OTH	PPG	SHG	FG	GWG	GTG	OTG	HT	PN	UA	BLK	SHOOTOUTS		
																							G	ATT	PCT
38	Jonathan Castagna	8	6	4	10	26	.231	+4	1-2	1	0	0	2	2	0	0	0	0	0	0	0	8	0	0	—
14	Ryan Walsh	8	3	6	9	17	.176	+3	2-4	2	0	0	1	0	1	0	0	0	0	0	0	4	0	0	—
9	Charlie Major	6	3	5	8	16	.188	+1	0-0	0	0	0	1	0	0	2	0	0	0	0	1	2	0	0	—
12	Caton Ryan	8	4	3	7	13	.308	+5	2-4	2	0	0	1	0	1	0	0	0	0	0	0	1	0	0	—
4	Xavier Veilleux	8	1	5	6	17	.059	+1	1-2	1	0	0	1	0	0	0	0	0	0	0	0	4	0	0	—
6	George Fegasas	8	0	5	5	15	.000	+7	6-12	6	0	0	0	0	0	0	0	0	0	0	0	7	0	0	—
22	Chase Pirtle	4	1	3	4	3	.333	+3	0-0	0	0	0	0	0	0	0	0	0	0	0	0	0	0	0	—
17	Aiden Long	8	0	4	4	14	.000	+6	5-10	5	0	0	0	0	0	0	0	0	0	0	0	1	0	0	—
10	Jake Kraft	8	2	1	3	16	.125	+2	2-4	2	0	0	1	0	1	0	0	0	0	0	0	2	0	0	—
18	Giovanni DiGiulian	8	2	1	3	8	.250	+4	6-12	6	0	0	0	0	0	2	0	0	0	0	0	4	0	0	—
28	Nick DeSantis	8	2	1	3	9	.222	+5	2-4	2	0	0	0	0	1	1	0	0	0	0	0	3	0	0	—
3	Jack O'Brien	8	0	3	3	7	.000	+4	1-2	1	0	0	0	0	0	0	0	0	0	0	0	9	0	0	—
27	Luke Ashton	8	0	3	3	13	.000	+6	1-2	1	0	0	0	0	0	0	0	0	0	0	0	8	0	0	—
8	Luke Devlin	8	2	0	2	9	.222	0	2-4	2	0	0	0	0	0	1	0	0	0	0	0	4	0	0	—
21	Reegan Hiscock	8	2	0	2	10	.200	0	2-4	2	0	0	0	0	0	0	0	0	0	0	0	1	0	0	—
5	Hoyt Stanley	8	0	2	2	11	.000	0	2-4	2	0	0	0	0	0	0	0	0	0	0	0	8	0	0	—
16	Michael Fisher	8	0	2	2	9	.000	+3	1-2	1	0	0	0	0	0	0	0	0	0	0	0	5	0	0	—
19	Connor Arseneault	5	0	2	2	0	.000	+2	1-2	1	0	0	0	0	0	0	0	0	0	0	0	1	0	0	—
15	Tyler Catalano	8	1	0	1	6	.167	+1	0-0	0	0	0	0	0	0	0	0	0	0	0	1	1	0	0	—
2	Hudson Gorski	1	0	0	0	0	.000	+2	0-0	0	0	0	0	0	0	0	0	0	0	0	0	0	0	0	—
23	Winter Wallace	7	0	0	0	7	.000	-2	1-2	1	0	0	0	0	0	0	0	0	0	0	0	0	0	0	—
24	Nicholas Wolfenberg	1	0	0	0	0	.000	+1	0-0	0	0	0	0	0	0	0	0	0	0	0	0	1	0	0	—
30	Alexis Cournoyer	7	0	0	0	0	.000	0	0-0	0	0	0	0	0	0	0	0	0	0	0	0	0	0	0	—
33	Remington Keopple	1	0	0	0	0	.000	0	0-0	0	0	0	0	0	0	0	0	0	0	0	0	0	0	0	—
TEAM									0-0																
TOTALS		8	29	50	79	226	.128	+58	38-76	38	0	0	7	2	4	6	0	0	0	0	2	74	0	0	.000
OPPONENTS		8	14	19	33	206	.068	-60	30-60	30	0	0	4	0	3	2	0	0	0	0	3	92	0	0	.000

#	PLAYER	GP-GS	MIN	GA	GAA	SV	SV%	W	L	T	SHO	PPG	SHG	ENG
30	Alexis Cournoyer	7-7	414:07	12	1.74	174	.935	5	2	0	0	2	0	0
33	Remington Keopple	1-1	59:07	2	2.03	18	.900	1	0	0	0	2	0	0
EMPTY NET			6:46	0	—	—	—	—	—	—	—	0	0	0
TOTALS		8	480:00	14	1.75	192	.932	6	2	0	0	4	0	0
OPPONENTS		8	480:00	29	3.63	197	.872	2	6	0	0	7	2	0

FACEOFFS

#	PLAYER	W	L	PCT
9	Charlie Major	3	1	.750
23	Winter Wallace	2	1	.667
38	Jonathan Castagna	93	51	.646
14	Ryan Walsh	93	71	.567
15	Tyler Catalano	39	34	.534
10	Jake Kraft	3	3	.500
18	Gio DiGiulian	45	56	.446
19	Connor Arseneault	2	3	.400
28	Nick DeSantis	1	2	.333
17	Aiden Long	1	4	.200
12	Caton Ryan	0	1	.000
TOTALS		282	227	.554
OPPONENTS		227	282	.446

POWER-PLAY SCORING

#	PLAYER	G	A	PTS	SH	SH%
38	Jonathan Castagna	2	2	4	8	.250
4	Xavier Veilleux	1	3	4	5	.200
14	Ryan Walsh	1	2	3	2	.500
9	Charlie Major	1	2	3	1	1.000
6	George Fegasas	0	2	2	3	.000
10	Jake Kraft	1	0	1	1	1.000
12	Caton Ryan	1	0	1	1	1.000
5	Hoyt Stanley	0	1	1	1	.000
18	Gio DiGiulian	0	1	1	0	.000
22	Chase Pirtle	0	1	1	0	.000

SHORT-HANDED SCORING

#	PLAYER	G	A	PTS	SH	SH%
38	Jonathan Castagna	2	0	2	4	.500
17	Aiden Long	0	1	1	0	.000
27	Luke Ashton	0	1	1	0	.000

PERIOD-BY-PERIOD STATS

GOALS	1ST	2ND	3RD	OT	TOTAL
Cornell	7	12	10	0	29
Opponents	5	4	5	0	14
Difference	+2	+8	+5	0	+15
SHOTS	1ST	2ND	3RD	OT	TOTAL
Cornell	78	77	71	0	226
Opponents	59	66	81	0	206
Difference	+19	+11	-10	0	+20
SAVES	1ST	2ND	3RD	OT	TOTAL
Cornell	54	62	76	0	192
Opponents	71	65	61	0	197
Difference	-17	-3	+15	0	-5

2025-26 GAME-BY-GAME SUMMARY

* - Shootout Win, ** - Shootout Loss, + - Sellout												
DATE	OPPONENT	W-L-T	OVERALL RECORD	ECAC RECORD	GF-GA	SCORERS	W GOAL	PP	PK	SF-SA	W-L Gltdr.	Att.
10/31	at UMass	L	0-1-0	0-0-0	1-2	18	11	0-3	0-2	28-16	30 / 33	3081
11/1	at UMass	W	1-1-0	0-0-0	3-1	18, 9p, 4p	9	2-4	1-1	28-34	30 / 30	3619
11/7	at Harvard	W	2-1-0	1-0-0	3-1	38, 18, 38s	18	0-4	4-4	34-31	30 / 31	3095+
11/8	at Dartmouth	L	2-2-0	1-1-0	1-2	21	12	0-4	3-4	24-26	70 / 30	2523
11/14	Brown	W	3-2-0	2-1-0	4-1	12p, 18, 12, 14	18	1-3	4-4	28-25	30 / 35	4267+
11/15	Yale	W	4-2-0	3-1-0	5-2	14p, 21, 28, 14, 12	28	1-2	3-3	26-29	30 / 1	4267+
11/21	Union	W	5-2-0	4-1-0	2-1	4p, 9	9	1-2	2-3	23-19	30 / 31	3230
11/22	RPI	W	6-2-0	5-1-0	6-1	10, 8, 8, 38p, 9, 38s	8	1-2	3-3	28-24	30 / 30	3760
11/29	vs. Boston Univ.	L	6-3-0	5-1-0	1-2	21	34	0-4	2-3	29-17	40 / 30	17478
12/5	at Clarkson	L	6-4-0	5-2-0	1-4	38p	10	1-3	6-6	33-29	30 / 30	2285
12/6	at St. Lawrence	W	7-4-0	6-2-0	7-2	28, 15, 9p, 38, 12, 22, 10p	9	2-4	3-5	33-20	33 / 31	734
1/2	Omaha	W	8-4-0	6-2-0	6-4	6, 4p, 17, 18, 21, 17	21	2-5	1-2	43-18	30 / 73	1982
1/3	Omaha	W	9-4-0	6-2-0	3-2	21, 17, 38	38	0-2	4-5	25-27	33 / 73	1948
1/9	Alaska	W	10-4-0	6-2-0	7-1	17, 22, 4p, 27, 14p, 12p, 12	22	3-6	3-4	33-20	30 / 32	2108
1/10	Alaska	W	11-4-0	6-2-0	5-2	14p, 9, 38, 14, 38s	38	1-3	2-2	24-17	33 / 32	2874
1/16	Princeton											
1/17	Quinnipiac											
1/23	Dartmouth											
1/24	Harvard											
1/30	at Yale											
1/31	at Brown											
2/6	at Colgate											
2/7	Colgate											
2/13	at RPI											
2/14	at Union											
2/20	at Quinnipiac											
2/21	at Princeton											
2/27	St. Lawrence											
2/28	Clarkson											

2025-26 PERIOD-BY-PERIOD COMPARISONS

DATE		OPPONENT		GOALS																SHOTS															
				TOTAL			CU BY PERIOD				OPP BY PERIOD				+/- BY PERIOD				TOTAL			CU BY PERIOD				OPP BY PERIOD				+/- BY PERIOD					
				CU	OPP	+/-	1	2	3	OT	1	2	3	OT	1	2	3	OT	CU	OPP	+/-	1	2	3	OT	1	2	3	OT	1	2	3	OT		
10/31	at UMass	1	2	-1	1	0	0	—	1	0	1	—	0	0	-1	—	28	16	+12	6	11	11	—	4	7	5	—	+2	+4	+6	—				
11/1	at UMass	3	1	+2	1	1	1	—	1	0	0	—	0	+1	+1	—	28	34	-6	8	10	10	—	16	9	9	—	-8	+1	+1	—				
11/7	at Harvard	3	1	+2	1	0	2	—	1	0	0	—	0	0	+2	—	34	31	+3	12	11	11	—	2	17	12	—	+10	-6	-1	—				
11/8	at Dartmouth	1	2	-1	0	1	0	—	1	1	0	—	-1	0	0	—	24	26	-2	7	6	11	—	6	11	9	—	+1	-5	+2	—				
11/14	Brown	4	1	+3	1	1	2	—	0	0	1	—	+1	+1	+1	—	25	28	-3	8	8	9	—	7	7	14	—	+1	+1	-5	—				
11/15	Yale	5	2	+3	0	4	1	—	0	1	1	—	0	+3	0	—	26	29	-3	9	10	7	—	10	5	14	—	-1	+5	-7	—				
11/21	Union	2	1	+1	1	1	0	—	1	0	0	—	0	+1	0	—	23	19	+4	9	7	7	—	10	4	5	—	-1	+3	+2	—				
11/22	RPI	6	1	+5	2	2	2	—	1	0	0	—	+1	+2	+2	—	28	24	+4	7	14	7	—	11	3	10	—	-4	+11	-3	—				
11/29	vs. Boston Univ.	1	2	-1	0	1	0	—	1	0	1	—	-1	+1	-1	—	29	17	+12	11	12	6	—	6	6	5	—	+5	+6	+1	—				
12/5	at Clarkson	1	4	-3	1	0	0	—	1	0	3	—	0	0	-3	—	33	29	+4	8	14	11	—	9	8	12	—	-1	+6	-1	—				
12/6	at St. Lawrence	7	2	+5	2	2	3	—	0	2	0	—	+2	0	+3	—	33	20	+13	18	7	8	—	4	11	5	—	+14	-4	+3	—				
1/2	Omaha	6	4	+2	3	0	3	—	2	2	0	—	+1	-2	+3	—	43	18	+25	14	10	19	—	7	6	5	—	+7	+4	+14	—				
1/3	Omaha	3	2	+1	2	0	1	—	1	1	0	—	+1	-1	+1	—	25	27	-2	14	7	4	—	6	9	12	—	+8	-2	-8	—				
1/9	Alaska	7	1	+6	1	2	4	—	1	0	0	—	0	+2	+4	—	33	20	+13	9	13	11	—	9	3	8	—	-1	+10	+3	—				
1/10	Alaska	5	2	+3	1	1	3	—	0	1	1	—	+1	0	+2	—	24	17	+7	10	6	8	—	5	3	9	—	+5	+3	-1	—				
1/16	Princeton																																		
1/17	Quinnipiac																																		
1/23	Dartmouth																																		
1/24	Harvard																																		
1/30	at Yale																																		
1/31	at Brown																																		
2/6	at Colgate																																		
2/7	Colgate																																		
2/13	at RPI																																		
2/14	at Union																																		
2/20	at Quinnipiac																																		
2/21	at Princeton																																		
2/27	St. Lawrence																																		
2/28	Clarkson																																		

2025-26 GAME-BY-GAME SCORING BREAKDOWN

Skaters: Goals-Assists (Game-Winning), Shots / (+/-)Goaltenders: Goals Allowed/Shots, Decision, Minutes Played

Date	Opponent	GORSKI # 2	O'BRIEN # 3	VEILLEUX # 4	STANLEY # 5	FEGARAS # 6	McCRADY # 7	DEVLIN # 8
10/31	at UMass	DND	0-1, 1/+1	0-0, 1/0	0-0, 1/0	0-0, 2/0	DND	0-0, 4/+1
11/1	at UMass	DND	0-0, 0/+1	1-0, 2/0	0-0, 1/-1	0-0, 3/-1	DND	0-1, 1/+1
11/7	at Harvard	DND	0-0, 0/+1	0-0, 2/0	0-1, 3/+1	0-0, 1/+1	DND	0-0, 2/0
11/8	at Dartmouth	DND	0-0, 0/0	0-0, 1/0	0-0, 3/0	0-1, 2/0	DND	0-0, 0/0
11/14	Brown	DND	0-0, 2/+1	0-1, 1/+1	0-0, 1/0	0-2, 1/+1	DND	0-0, 1/0
11/15	Yale	DND	0-1, 1/+1	0-0, 2/0	0-0, 2/0	0-1, 2/+1	DND	0-0, 0/0
11/21	Union	DND	0-0, 1/+1	1-0, 5/0	0-1, 0/0	0-0, 3/0	DND	0-0, 1/0
11/22	RPI	0-0, 0/+2	0-0, 0/0	0/1, 1/0	0-0, 1/0	0-1, 1/+3	DND	2-0 (W), 4/+3
11/29	vs. Boston U.	DND	0-0, 1/+1	0-0, 3/-1	0-0, 3/-1	0-0, 4/0	DND	0-0, 2/0
12/5	at Clarkson	DND	0-0, 0/-1	0-1, 4/-2	0-0, 1/-2	0-0, 4/-1	DND	0-0, 1/-3
12/6	at St. Lawrence	DND	0-2, 3/+1	0-2, 1/+2	0-0, 0/+1	0-0, 1/+2	DND	0-0, 0/0
1/2	Omaha	DND	0-0, 0/+1	1-1, 5/-2	0-0, 1/-2	1-1, 6/+1	DND	0-0, 2/-1
1/3	Omaha	DND	0-0, 1/+2	0-0, 0/+1	0-1, 2/+1	0-0, 4/-1	0-0, 0/0	0-0, 1/+1
1/9	Alaska	DND	0-1, 1/+1	1-1, 2/+1	0-1, 1/+1	0-3, 1/+2	DND	0-0, 2/0
1/10	Alaska	0-0, 0/0	0-0, 0/0	0-1, 1/0	0-2, 0/+1	0-1, 1/+2	DND	0-1, 5/+1

Date	Opponent	MAJOR # 9	KRAFT # 10	DONALDSON # 11	RYAN # 12	MOSKO # 13	WALSH # 14	CATALANO # 15
10/31	at UMass	0-0, 4/0	0-0, 2/0	DND	0-0, 4/0	DND	0-0, 3/0	0-0, 0/0
11/1	at UMass	1-1 (W), 6/-1	0-0, 0/0	DND	0-1, 4/0	DND	0-2, 1/0	0-0, 0/0
11/7	at Harvard	0-1, 4/0	0-0, 2/0	DND	0-1, 2/+1	DND	0-0, 3/0	0-0, 1/0
11/8	at Dartmouth	0-0, 1/0	0-0, 2/-1	DND	0-0, 1/-1	DND	0-0, 1/-1	0-0, 0/+1
11/14	Brown	DND	0-0, 1/-1	DND	2-0, 4/+2	DND	1-0, 2/+1	0-0, 1/0
11/15	Yale	DND	0-1, 4/+1	DND	1-1, 1/+1	DND	2-0, 4/+1	0-0, 0/-1
11/21	Union	1-0 (W), 3/+1	0-0, 0/+1	DND	0-0, 0/0	DND	0-0, 0/+1	0-0, 1/0
11/22	RPI	1-2, 2/+3	1-0, 3/+2	DND	0-0, 0/0	DND	0-5, 4/+4	0-0, 1/-1
11/29	vs. Boston U.	0-1, 5/+1	0-0, 1/0	DND	0-0, 1/-1	DND	0-1, 1/+1	0-0, 0/0
12/5	at Clarkson	0-1, 3/-3	0-0, 2/0	DND	0-0, 3/-1	DND	0-0, 2/-3	0-0, 0/0
12/6	at St. Lawrence	1-1, 3/0	1-0, 2/0	DND	1-1, 2/+3	DND	0-1, 1/0	1-0, 2/+2
1/2	Omaha	0-0, 3/-1	0-0, 2/0	DND	0-1, 2/+2	DND	0-2, 3/0	0-0, 0/-1
1/3	Omaha	0-0, 4/0	0-1, 0/0	DND	0-2, 3/+2	DND	0-0, 1/0	0-0, 0/-1
1/9	Alaska	0-1, 2/0	0-0, 0/0	DND	2-2, 4/+3	DND	1-0, 4/0	0-1, 2/+1
1/10	Alaska	1-0, 1/+1	0-0, 3/+3	DND	0-1, 2/0	DND	2-1, 3/+1	0-0, 0/0

Date	Opponent	FISHER # 16	LONG # 17	DiGIULIAN # 18	ARSENEAULT # 19	HISCOCK # 21	PIRTLE # 22	WALLACE # 23
10/31	at UMass	0-1, 1/+1	0-0, 0/0	1-0, 1/+1	DND	0-0, 0/0	0-0, 2/0	DND
11/1	at UMass	0-0, 2/+1	0-0, 2/-1	1-0, 1/0	0-0, 2/0	0-0, 0/0	DND	0-0, 0/0
11/7	at Harvard	0-0, 1/0	0-1, 1/+1	1-0 (W), 2/+1	DND	0-0, 0/0	0-0, 0/0	0-0, 1/0
11/8	at Dartmouth	0-0, 1/0	0-0, 4/0	0-0, 1/0	0-1, 0/+1	1-0, 1/+1	DND	0-0, 1/0
11/14	Brown	0-1, 1/+1	0-0, 0/+1	1-1 (W), 1/+2	0-0, 0/0	0-0, 2/-1	0-1, 1/+1	0-0, 1/0
11/15	Yale	0-1, 0/+1	0-1, 3/0	0-0, 1/+1	0-1, 0/+1	1-0, 2/+1	0-1, 0/0	0-0, 1/-1
11/21	Union	0-0, 3/+1	0-0, 1/0	0-0, 0/0	0-0, 0/0	0-0, 0/0	DND	0-0, 1/0
11/22	RPI	0-0, 0/0	0-1, 1/+1	0-0, 1/0	DND	0-0, 1/-1	DND	0-0, 2/-1
11/29	vs. Boston U.	0-0, 0/+1	0-0, 3/0	0-0, 1/-1	DND	1-0, 2/0	0-0, 0/0	0-0, 0/0
12/5	at Clarkson	0-0, 1/-1	0-0, 2/-1	0-0, 1/0	0-0, 0/0	0-0, 3/0	DND	0-0, 0/0
12/6	at St. Lawrence	0-0, 2/+1	0-1, 2/+4	0-0, 1/0	DND	0-0, 1/0	1-1, 2/+2	DND
1/2	Omaha	0-0, 0/+1	2-0, 4/+3	1-1, 2/0	0-0, 2/0	1-0 (W), 3/0	0-1, 1/-1	DND
1/3	Omaha	0-0, 0/+2	1-1, 2/+1	0-1, 2/+1	0-0, 0/0	1-0, 1/-1	DND	DND
1/9	Alaska	0-1, 3/+1	1-0, 2/+3	0-0, 0/0	DND	0-0, 0/0	1-1 (W), 1/+1	0-0, 1/0
1/10	Alaska	0-0, 0/-1	0-0, 1/0	0-0, 1/0	DND	0-0, 0/0	0-0, 2/-1	DND

NOTE: SHADED DENOTES MULTI-GAME POINT STREAK

2025-26 GAME-BY-GAME SCORING BREAKDOWN

Skaters: Goals-Assists (Game-Winning), Shots / (+/-) Goalenders: Goals Allowed/Shots, Decision, Minutes Played

Date	Opponent	WOLFENBERG # 24	HAMILTON # 26	ASHTON # 27	DeSANTIS # 28	MURRAY # 29	CASTAGNA # 38	COURNOYER # 30
10/31	at UMass	DND	0-0, 0/0	0-0, 0/0	0-0, 0/+1	DND	0-0, 2/0	DNP
11/1	at UMass	DND	DND	0-0, 2/0	0-0, 0/+1	DND	0-0, 1/0	1/34 W 59:40
11/7	at Harvard	DND	DND	0-1, 2/+1	0-0, 2/+1	DND	2-0, 5/+1	1/31 W 60:00
11/8	at Dartmouth	DND	DND	0-0, 1/0	0-0, 1/0	DND	0-0, 3/0	2/26 L 57:48
11/14	Brown	DND	DND	0-1, 2/0	0-0, 1/+2	DND	0-0, 2/-1	1/28 W 59:21
11/15	Yale	DND	DND	0-0, 2/+1	1-0 (W), 1/+1	DND	0-1, 0/+1	2/29 W 59:54
11/21	Union	DND	DND	0-0, 0/0	0-0, 2/0	DND	0-1, 2/0	1/19 W 60:00
11/22	RPI	DND	DND	0-1, 1/+3	0-0, 0/0	DND	2-0, 5/+1	1/24 W 60:00
11/29	vs. Boston U.	DND	DND	0-0, 1/0	0-0, 0/0	DND	0-0, 1/0	2/17 L 58:05
12/5	at Clarkson	DND	DND	0-0, 3/-1	0-0, 0/0	DND	1-0, 3/-1	4/29 L 57:04
12/6	at St. Lawrence	0-0, 0/+1	DND	0-0, 2/+2	1-1, 2/+1	DND	1-2, 6/+3	DNP
1/2	Omaha	DND	DND	0-1, 2/+2	0-0, 1/0	DND	0-2, 4/+3	4/18 W 59:45
1/3	Omaha	DND	DND	0-0, 1/-1	0-0, 1/0	DND	1-0 (W), 2/+2	DNP
1/9	Alaska	DND	DND	1-0, 1/+2	0-0, 2/+1	DND	0-2, 3/+3	1/20 W 60:00
1/10	Alaska	DND	DND	0-0, 1/+2	0-0, 0/0	DND	2-0, 3/0	DNP

Date	Opponent	KEOPPLE # 33	KATZ # 37	ROEST # 40
10/31	at UMass	2/16 L 58:32	DNP	DND
11/1	at UMass	DNP	DND	DNP
11/7	at Harvard	DNP	DND	DND
11/8	at Dartmouth	DNP	DND	DND
11/14	Brown	DNP	DND	DNP
11/15	Yale	DNP	DND	DNP
11/21	Union	DNP	DND	DNP
11/22	RPI	DNP	DND	DNP
11/29	vs. Boston U.	DNP	DND	DNP
12/5	at Clarkson	DNP	DND	DND
12/6	at St. Lawrence	2/20 W 59:07	DND	DND
1/2	Omaha	DNP	DND	DNP
1/3	Omaha	2/27 W 60:00	DND	DNP
1/9	Alaska	DNP	DND	DNP
1/10	Alaska	2/17 W 59:52	DND	DNP

NOTE: SHADED DENOTES MULTI-GAME POINT STREAK

ACTIVE GOAL STREAKS

Ryan Walsh (2 games / 3 goals)

ACTIVE ASSIST STREAKS

Caton Ryan (5 games / 7 assists)
Hoyt Stanley (3 games / 6 assists)
George Fegas (2 games / 2 assists)
Xavier Veilleux (2 games / 2 assists)

ACTIVE POINT STREAKS

Jonathan Castagna (6 games / 5-6—11)
Caton Ryan (5 games / 3-7—10)
Hoyt Stanley (3 games / 0-6—6)
Ryan Walsh (2 games / 3-1—4)
Xavier Veilleux (2 games / 1-2—3)
George Fegas (2 games / 0-2—2)
Charlie Major (2 games / 1-1—2)

2025-26 SPECIAL TEAMS GAME-BY-GAME BREAKDOWN

Key:

○ 5-on-4 killed; ● 5-on-4 goal; □ 4-on-3 killed; ■ 4-on-3 goal; ◎ 5-on-4 major penalty killed; ⦿ 5-on-4 major penalty goal; ▣ 4-on-3 major penalty goal;
 ② 5-on-3 killed; ⑤ 5-on-3 goal; ◇ 4-on-3 then 5-on-4 killed; ◆ 5-on-4 goal after 4-on-3 killed; Ⓢ shorthanded goal; ▤ 4-on-3 major penalty killed

Date	Opponent	1st Per. PPs	2nd Per. PPs	3rd Per. PPs	OT PPs	1st Per. PKs	2nd Per. PKs	3rd Per. PKs	OT PKs
10/31	at UMass	○	○	○		●		●	
11/1	at UMass		●	②○○		○			
11/7	at Harvard	○○○	○			○	○○	Ⓢ	
11/8	at Dartmouth	○	○	○○		●	○○○		
11/14	Brown	●	○	○			○○	○○	
11/15	Yale		○●				○○	○	
11/21	Union	●		○		●	○	○	
11/22	RPI		○●			○		○Ⓢ	
11/29	vs. Boston University	○		○○○		●○		○	
12/5	at Clarkson	●	○	○		○	◇○○	○○	
12/6	at St. Lawrence	○	●	○●			●●●○	○	
1/2	Omaha	●	○○◇○	●		○	●		
1/3	Omaha	○	○			●○	○○	○	
1/9	Alaska		②○	②②○○		●	○○	○	
1/10	Alaska	●	○○					○Ⓢ	
1/16	Princeton								
1/17	Quinnipiac								
1/23	Dartmouth								
1/24	Harvard								
1/30	at Yale								
1/31	at Brown								
2/6	at Colgate								
2/7	Colgate								
2/13	at RPI								
2/14	at Union								
2/20	at Quinnipiac								
2/21	at Princeton								
2/27	St. Lawrence								
2/28	Clarkson								

2025-26 SPECIAL TEAMS BREAKDOWN

Last Friday vs. Alaska					Last Saturday vs. Alaska				2025-26 Totals			
Cornell PP	PPG	Opp.	Opp. Goals	PP Time	PPG	Opp.	Opp. Goals	PP Time	PPG/Opp.	Opp. Goals	Time	PP%
5-on-4	0	5	0	6:27	1	3	0	4:56	11/49	0	73:42	22.4%
5-on-3	3	3	0	1:55	—	—	—	—	4/4	0	3:19	100.0%
4-on-3	—	—	—	—	—	—	—	—	0/1	0	1:35	0.0%
Cornell PK	PPG	Opp.	CU Goals	PK Time	PPG	Opp.	CU Goals	PK Time	PPG/Opp.	CU Goals	Time	PK%
5-on-4	1	4	0	2:48	0	2	1	2:22	11/51	3	78:46	78.4%
5-on-3	0	1	0	1:20	—	—	—	—	0/1	0	1:20	100.0%
4-on-3	—	—	—	—	—	—	—	—	0/1	0	0:18	100.0%
Even Strength	CU Goals	Chances	Opp. Goals	Time	CU Goals	Chances	Opp. Goals	Time	CU Goals	Chances	Opp Goals	Time
4-on-4	0	1	0	0:41	0	2	0	2:05	0	12	0	13:07
3-on-3	—	—	—	—	—	—	—	—	0	0	0	0:00
Cornell Empty Net	CU Goals	Chances	Opp. Goals	Time	CU Goals	Chances	Opp. Goals	Time	CU Goals	Chances	Opp Goals	Time
6-on-5	—	—	—	—	—	—	—	—	0	4	0	5:57
6-on-4	—	—	—	—	—	—	—	—	0	3	0	2:22
6-on-3	—	—	—	—	—	—	—	—	0	0	0	0:00
Opp. Empty Net	CU Goals	Chances	Opp. Goals	Time	CU Goals	Chances	Opp. Goals	Time	CU Goals	Chances	Opp Goals	Time
6-on-5	—	—	—	—	1	1	0	0:40	2	7	0	11:10
6-on-4	—	—	—	—	1	1	0	0:06	1	2	0	1:11
6-on-3	—	—	—	—	—	—	—	—	0	0	0	0:00

Pulled Goalie situations does not include delayed penalty scenarios

Assessed penalty while on power play: Cornell 0, Opponents 6

GAME NUMBERS FOR HOME, ROAD, AND NEUTRAL SITES ARE BASED UPON THOSE TYPES OF GAMES

SCORING	
Cornell Hat Trick at Home (9 games)	2/22/2025 vs. St. Lawrence (Dalton Bancroft)
Cornell Hat Trick on Road (61 games)	12/3/2021 at St. Lawrence (Matt Stienburg)
Cornell Hat Trick at Neutral Site (17 games)	11/26/2022 vs. UConn (Dalton Bancroft)
Opponent Hat Trick at Home (11 games)	2/8/2025 vs. Union (Brandon Buhr)
Opponent Hat Trick on Road (113 games)	11/5/2016 at Harvard (Lewis Zerter-Gossage)
Opponent Hat Trick at Neutral Site (69 games)	3/21/2009 vs. Yale (Sean Backman)
Two Hat Tricks in Game (1,028 games)	2/26/1994 vs. Yale (Jake Karam & Vincent Auger)
Three Hat Tricks in Game (2,173 games)	1/4/1911 vs. Western Reserve (5, Edmund 'Stubby' Wagner; 3, Frank Crasswaller; 3, Jefferson Vincent)
Defenseman Scored Hat Trick (1,372 games)	2/20/1982 vs. Maine (Joe Gallant)
Hat Trick in Consecutive Games (1,123 games)	Doug Derrrough 1/22/1991 at Colgate; 1/26/1991 at Dartmouth
Hat Trick in 3+ Straight Games (1,496 games)	Brock Tredway 1/21/1978 vs. Yale; 1/25/1978 vs. Princeton; 1/28/1978 vs. Penn
Scored 4+ Goals in a Game (146 games)	11/13/2021 vs. RPI (Max Andreev — 4 goals)
Scored 5+ Goals in a Game (1,866 games)	1/13/1965 vs. Hamilton (Doug Ferguson — 6 goals)
Two Multi-Goal Scorers in Game (0 games)	1/10/2026 vs. Alaska (2, Jonathan Castagna; 2, Ryan Walsh)
Three Multi-Goal Scorers in Game (97 games)	2/4/2023 vs. Union (2, Dalton Bancroft; 2, Nick DeSantis; 2, Sam Malinski)
SCORING MARGINS	
Cornell Shutout at Home (16 games)	11/23/2024 vs. Princeton (Ian Shane, 24 saves)
Cornell Shutout on Road (6 games)	3/15/2025 at Colgate (Ian Shane, 21 saves)
Cornell Shutout at Neutral Site (15 games)	3/23/2023 vs. Denver (Ian Shane, 26 saves)
Opponent Shutout at Home (39 games)	2/18/2023 vs. St. Lawrence (Emil Zetterquist, 28 saves)
Opponent Shutout on Road (18 games)	1/4/2025 at Arizona St. (Gibson Homer, 34 saves)
Opponent Shutout at Neutral Site (16 games)	3/17/2023 vs. Harvard (Mitchell Gibson, 15 saves)
Consecutive Shutouts (123 games)	2/25/2022 at Quinnipiac (Ian Shane, 42 saves) 2/26/2022 at Princeton (Ian Shane, 23 saves)
Three Straight Shutouts (153 games)	2/21/2020 at Yale (Matthew Galajda, 17 saves) 2/22/2020 at Brown (Matthew Galajda, 19 saves) 2/28/2020 vs. St. Lawrence (Matthew Galajda, 26 saves)
Four Straight Shutouts (2,191 games)	2/9/1907 vs. Rochester (George Adler) 2/16/1907 at Army (George Adler) 1/18/1908 at Army (George Adler) 1/28/1908 vs. Rochester (Curtis Yohe) 1/31/1908 at RPI (George Adler) 2/8/1908 vs. Cascadilla (George Adler)
Shutout in Consecutive Games (337 games)	12/28/2014 vs. Lake State (Gordon Defiel, 39 saves) 12/29/2014 vs. Miami (Ohio) (Jay Williams, 15 saves)
Shutout in Three Straight Games (1,964 games)	2/6/1960 vs. Princeton (Clifford Michel, 14 saves) 2/12/1960 at Dartmouth (Tom Wahman, 15 saves) 2/13/60 at Brown (Roderick McGarry, 26 saves)
Won 1-0 Game at Home (48 games)	12/3/2022 vs. Dartmouth (Travis Mitchell)
Won 1-0 Game on Road (50 games)	2/25/2022 at Quinnipiac (Jack Malone)
Won 1-0 Game at Neutral Site (248 games)	12/30/1967 vs. Toronto (Bob McGuinn — OT)
Lost 1-0 Game at Home (39 games)	2/18/2023 vs. St. Lawrence (Aleksi Peltonen)
Lost 1-0 Game on Road (126 games)	1/15/2016 at RPI (Chris Bradley)
Lost 1-0 Game at Neutral Site (16 games)	3/17/2023 vs. Harvard (Alex Laferriere — OT)
Won by 5+ Goals at Home (1 game)	1/9/2026 vs. Alaska (W, 7-1)
Won by 5+ Goals on Road (0 games)	12/6/2025 at St. Lawrence (W, 7-2)
Won by 5+ Goals at Neutral Site (17 games)	11/26/2022 vs. UConn (W, 6-0)
Lost by 5+ Goals at Home (13 games)	1/25/2025 vs. Dartmouth (L, 1-6)
Lost by 5+ Goals on Road (68 games)	1/31/2020 at Quinnipiac (L, 0-5)
Lost by 5+ Goals at Neutral Site (30 games)	3/25/2017 vs. UMass Lowell (L, 0-5)
LEADS AND DEFICITS	
Trailed by Two Goals and Won (41 games)	12/6/2024 vs. Colgate (OTW, 3-2; trailed 2-0)
Trailed by Three Goals and Won (870 games)	2/6/1999 vs. Princeton (W, 8-4; trailed 3-0)
Trailed by Four Goals and Won (1,334 games)	12/10/1983 vs. Harvard (W, 6-5; trailed 4-0)
Trailed by Five Goals and Won (1,620 games)	12/28/1973 vs. Colo. Coll. (W, 9-8; trailed 8-3)
Led by Two Goals and Lost (149 games)	11/5/2021 vs. Harvard (L, 2-3; led 2-0)
Led by Three Goals and Lost (315 games)	11/7/2015 vs. Quinnipiac (OTL, 4-5; led 3-0, 4-1)
Led by Four Goals and Lost (1,626 games)	3/16/1973 vs. Wisconsin (OTL, 5-6; led 4-0)
PENALTIES	
Did not commit a penalty (62 games)	2/16/2024 vs. Brown (W, 3-0)
Opponent did not commit a penalty (109 games)	12/2/2022 vs. Harvard (OTL, 2-3)
Neither team committed a penalty (205 games)	1/4/2019 at Princeton (W, 3-2)
Neither team had a power-play opportunity (205 games)	1/4/2019 at Princeton (W, 3-2)
<i>Shaded row denotes accomplished during 2025-26 season</i>	
OVERTIMES AND SHOOTOUTS	
Won Home Game in Overtime (15 games)	12/6/2024 vs. Colgate (Charlie Major)
Won Road Game in Overtime (29 games)	1/12/2024 at Arizona State (Ben Robertson)
Won Neutral Site Game in Overtime (4 games)	3/21/2025 vs. Quinnipiac (Tim Rego)
Lost Home Game in Overtime (49 games)	12/2/2022 vs. Harvard (Sean Farrell)
Lost Road Game in Overtime (23 games)	2/23/2024 at Clarkson (Mathieu Gosselin)
Lost Neutral Site Game in Overtime (1 game)	3/29/2025 vs. Boston U. (Quinn Hutson)
Won Shootout at Home (26 games)	2/17/2024 vs. Yale
Won Shootout on Road (12 games)	2/1/2025 at Clarkson
Won Shootout at Neutral Site (6 games)	11/30/2024 vs. Quinnipiac
Lost Shootout at Home (19 games)	11/8/2024 vs. Yale
Lost Shootout on Road (26 games)	1/27/2024 at Dartmouth
Lost Shootout at Neutral Site (11 games)	12/30/2023 vs. Arizona State
TEAM SCORING	
Scored 10+ Goals at Home (42 games)	2/4/2023 vs. Union (W, 10-1)
Scored 10+ Goals on Road (480 games)	2/18/1989 at Brown (W, 10-3)
Scored 10+ Goals at Neutral Site (168 games)	1/4/1985 vs. McGill (T, 10-10)
Allowed 10+ Goals at Home (571 games)	1/21/1987 vs. Colgate (L, 4-10)
Allowed 10+ Goals on Road (156 games)	3/16/2013 at Quinnipiac (L, 0-10)
Allowed 10+ Goals at Neutral Site (137 games)	12/27/1995 vs. Colorado College (L, 0-11)
5-Goal Period at Home (42 games)	2/4/2023 vs. Union (6 goals — 1st per.)
5-Goal Period on Road (296 games)	11/15/2002 at Vermont (5 goals — 1st per.)
5-Goal Period at Neutral Site (10 games)	3/22/2024 vs. Dartmouth (5 goals — 3rd per.)
Two Goals in Under One Minute (0 games)	1/10/2026 vs. Alaska (0:06)
Three Goals in Under Three Minutes (0 games)	1/10/2026 vs. Alaska (0:58)
Four Goals in Under Four Minutes (97 games)	2/4/2023 vs. Union (0:54 & 3:04)
Five Goals in Under Five Minutes (97 games)	2/4/2023 vs. Union (3:35)
SPECIAL TEAMS SCORING	
Scored 3+ Power-Play Goals (1 game)	1/9/2025 vs. Alaska (3 goals)
Scored 4+ Power-Play Goals (97 games)	2/4/2023 vs. Union (6 goals)
Scored 5+ Power-Play Goals (97 games)	2/4/2023 vs. Union (6 goals)
Allowed 3+ Power-Play Goals (104 games)	1/7/2023 at RPI (4 goals)
Allowed 4+ Power-Play Goals (104 games)	1/7/2023 at RPI (4 goals)
Allowed 5+ Power-Play Goals (624 games)	3/18/2006 vs. Harvard (5 goals)
Scored SHG in Game (0 games)	1/10/2026 vs. Alaska (Jonathan Castagna)
Scored 2+ SHG in Game (435 games)	1/13/2012 at Quinnipiac (Sean Collins & Joel Lowry)
Allowed SHG in Game (32 games)	1/25/2025 vs. Dartmouth (CJ Foley & Cooper Flinton)
Allowed 2+ SHG in Game (32 games)	1/25/2025 vs. Dartmouth (CJ Foley & Cooper Flinton)
Short-Handed Goal in OT (345 games)	11/14/2014 vs. Clarkson (Eric Freschi)
SHG in Consecutive Games (18 games)	3/15/2025 at Colgate (Dalton Bancroft) 3/21/2025 vs. Quinnipiac (Kyler Kovich)
EMPTY-NET GOALS	
Empty-Net Goal at Home (0 games)	1/10/2026 vs. Alaska (Ryan Walsh & Jonathan Castagna)
Empty-Net Goal on Road (6 games)	3/15/2025 at Colgate (Dalton Bancroft)
Empty-Net Goal at Neutral Site (3 games)	3/22/2025 vs. Clarkson (Ryan Walsh)
Allowed Empty-Net Goal at Home (10 games)	2/21/2025 vs. Clarkson (Ryan Richardson)
Allowed Empty-Net Goal on Road (16 games)	1/11/2025 at Sacred Heart (Tyler Ghirardosi)
Allowed Empty-Net Goal at Neutral Site (26 games)	11/24/2018 vs. Harvard (Adam Fox)
Scored Multiple Empty-Net Goals (0 games)	1/10/2026 vs. Alaska (Ryan Walsh & Jonathan Castagna)
Allowed Multiple Empty-Net Goals (128 games)	2/11/2022 at RPI (Jake Johnson & Jakub Lacka)
Scored Extra-Attacker Goal (59 games)	2/24/2024 at St. Lawrence (2, Ondrej Psenicka)
Scored Two Extra-Attacker Goals (59 games)	2/24/2024 at St. Lawrence (2, Ondrej Psenicka)
Allowed Extra-Attacker Goal (29 games)	2/7/2025 vs. RPI (Dovar Tinling)
Allowed Two Extra-Attacker Goals (140 games)	12/4/2021 at Clarkson (Lukas Kaelble, Anthony Romano, Zach Tsekos)
PENALTY SHOTS	
Scored on Penalty Shot (75 games)	12/2/2023 vs. Colgate (Sullivan Mack)
Unsuccessful on Penalty Shot (87 games)	3/23/2023 vs. Denver (Nick DeSantis)
Allowed Goal on Penalty Shot (69 games)	1/20/2024 vs. Quinnipiac (Alex Power)
Stopped Shooter on Penalty Shot (137 games)	1/8/2022 at North Dakota (Mark Senden)
GOALTENDING FEATS	
Scored a Goal (371 games)	11/26/2013 vs. Niagara (Mitch Gillam)
Recorded a Point (22 games)	3/1/2025 at RPI (Remington Keopple — assist)
Made 30+ Saves (12 games)	11/7/2025 at Harvard (Alexis Cournoyer, 30 saves)
Made 40+ Saves (15 games)	3/29/2025 vs. Boston University (Ian Shane, 40 saves)
Made 50+ Saves (382 games)	3/17/2013 at Quinnipiac (Andy Iles — 60 saves)
Made 60+ Saves (382 games)	3/17/2013 at Quinnipiac (Andy Iles — 60 saves)