

# CORNELL BIG RED

## 2025 BASEBALL GAME NOTES

6 IVY LEAGUE REGULAR-SEASON CHAMPIONSHIPS | 7 ALL-AMERICANS | 60 FIRST TEAM ALL-IVY SELECTIONS

### 2025 SCHEDULE

#### FEBRUARY (1-2)

21	at #17 Duke (DH) (ACCNX)	W, 11-8
22	at #17 Duke (DH) (ACCNX)	L, 2-16
23	at #17 Duke (ACCNX)	L, 1-18

#### MARCH (8-6, 4-2 IVY)

1	at UMBC (DH) (AmericaEast.tv)	W, 8-7 (10 inn.)
1	at UMBC (DH) (AmericaEast.tv)	W, 16-13
2	at UMBC (AmericaEast.tv)	Canceled

#### FIRST PITCH INVITATIONAL (GREENVILLE, S.C.)

7	vs. Michigan State (ESPN+)	L, 2-3
8	vs. UAB (ESPN+)	L, 12-13
9	at Winthrop (ESPN+)	L, 4-10
15	at Towson (DH)	L, 5-6
15	at Towson (DH)	W, 18-7 (8 inn.)
16	at Towson (FloBaseball)	W, 8-5
22	at Yale* (DH) (ESPN+)	W, 13-12 (10 inn.)
22	at Yale* (DH) (ESPN+)	W, 7-4
23	at Yale* (DH) (ESPN+)	L, 3-9
25	BINGHAMTON (ESPN+)	Canceled
28	BROWN* (DH) (ESPN+)	L, 4-5
28	BROWN* (DH) (ESPN+)	W, 9-6
29	BROWN* (ESPN+)	W, 13-10 (7 inn.)

#### APRIL (2-12, 2-10 IVY)

4	at Columbia* (DH) (ESPN+)	L, 1-10
4	at Columbia* (DH) (ESPN+)	W, 7-3
5	at Columbia* (ESPN+)	L, 9-13
8	at Bucknell (ESPN+)	Canceled
13	PENN* (DH) (ESPN+)	L, 3-4
13	PENN* (DH) (ESPN+)	L, 4-9
14	PENN* (ESPN+)	L, 1-16
15	at Binghamton (ESPN+)	L, 5-8
19	at Harvard* (DH) (ESPN+)	L, 5-8
19	at Harvard* (DH) (ESPN+)	L, 8-9
20	at Harvard* (ESPN+)	W, 14-13
25	at Dartmouth* (ESPN+)	L, 3-5
26	at Dartmouth* (ESPN+)	L, 2-3
27	at Dartmouth* (ESPN+)	L, 4-7
29	at Binghamton (ESPN+)	L, 5-8 (6 inn.)

#### MAY

3	PRINCETON* (DH) (ESPN+)	11:30 a.m.
3	PRINCETON* (DH) (ESPN+)	2:30 p.m.
4	PRINCETON* (ESPN+)	12 p.m.

All game times Eastern, subject to change

\* - Denotes Ivy League contest

Bold Red CAPS denotes home game

### PRINCETON TIGERS

AT

### CORNELL BIG RED

GAMES 32-34 | MAY 3-4 | ITHACA, N.Y. | BOOTH FIELD | PRINCETON LEADS SERIES, 161-102-2

10-29

OVERALL

6-11

IVY LEAGUE

—/—/—

RANKS (D1B/NCBWA/USAT)

Scott Bradley

28TH SEASON AS HEAD COACH

472-639-2 (.425)

28TH SEASON AT PRINCETON

11-20

OVERALL

6-12

IVY LEAGUE

—/—/—

RANKS (D1B/NCBWA/USAT)

Dan Pepicelli

21ST SEASON AS HEAD COACH

112-187-1 (.375)

10TH SEASON AT CORNELL

### WEEKEND INFORMATION

#### SATURDAY - GAME #1

ESPN+

Play-by-Play: Henry Geller

Analyst: Charlie Moser

Live Stats: cornellbigred.com

#### SATURDAY - GAME #2

ESPN+

Play-by-Play: Eli Fastiff

Analyst: Henry Geller

Live Stats: cornellbigred.com

#### SUNDAY

ESPN+

Play-by-Play: Henry Geller

Analyst: Nate Krackeler

Live Stats: cornellbigred.com

#### SATURDAY FORECASTS

55° 8:08

Temperature: 56° high | 49° low

Forecast: 70% chance of rain

Winds: NNW 5-10 mph

55° 8:08

Temperature: 56° high | 49° low

Forecast: 70% chance of rain

Winds: NW 5-10 mph

#### SUNDAY FORECAST

59° 8:09

Temperature: 64° high | 56° low

Forecast: 60% chance of rain

Winds: NNE 5-10 mph

#### PROBABLE STARTING PITCHERS

TBD

RHP Carson Mayfield (1-1, 4.50)

TBD

LHP Huxley Holcombe (3-1, 7.10)

TBD

LHP Sam Keene (1-1, 11.74)

### FIRST PITCH

► Returning home following an eight-game road trip, the Cornell baseball team (11-20, 6-12 Ivy League) concludes its regular-season slate this weekend when it welcomes Princeton (10-29, 6-11 Ivy League) to Booth Field.

► With the threat of inclement weather, the start of this weekend's three-game series has been pushed up to begin on Friday at 3:30 p.m., with a doubleheader on Saturday slated to start at 11:30 a.m. All three games will be streamed live on ESPN+.

### MIDWEEK REWIND

► Binghamton's Evin Sullivan hit two home runs and drove in four RBI as the host Bearcats used a three-run fourth inning to break a 5-5 tie and secure an 8-5 victory over Cornell in a rain-shortened contest at Bearcats Baseball Complex on Tuesday night.

► Cornell took advantage of Binghamton's opener, Brady Bouchard, who surrendered five runs on six hits over the first two innings and issued two walks.

► Senior WILLIAM JAUN earned his second start of the season, allowing two runs on three hits over two innings and struck out one Bearcat batter. Senior CHRIS ELLISON came out of the bullpen and tossed 1 1/3 innings of scoreless relief, allowing two hits and striking out one.

► Sophomore OWEN CARLSON went 2-for-3, serving as the only Big Red player with multiple hits. Freshman MASON BARELA ignited a five-run second inning for Cornell, capitalizing on a leadoff walk drawn by sophomore KEVIN HAGER with a two-run home run. After consecutive outs, Cornell initiated a two-out rally that increased the Big Red lead to 5-0 on an RBI double by senior KYLE MUSSER and RBI singles by sophomore MARK QUATRANI and senior RYAN PORTER.

### WEEKEND REWIND

► Cornell was swept in its three-game weekend series at Dartmouth in Hanover, N.H., last weekend, losing all three games by three runs or less.

► The Big Red pitching staff posted a 3.75 ERA, 1.25 WHIP, and averaged 3.75 walks per 9 innings, all of which were season lows for a three-game weekend series. As a team, Cornell held Dartmouth to a .233 batting average, the second-lowest weekend total of the season (.180, at Yale — March 22-23).

► Sophomore HUXLEY HOLCOMBE shined in his start last Saturday, recording his third quality start of the season after allowing 1R/ER and scattering 5H over 6.0IP with 2BB and 4K. Junior CARSON MAYFIELD was the hard-luck losing pitcher on Friday, allowing 5R/ER on 5H in a career-high 7.1IP with 6K and 1BB. Freshman GUS MAGILL hurled four scoreless innings of relief on Sunday with 2H and 1K.

► Sophomore LUKE JOHNSON paced Cornell's offense with his team-leading .400 batting average, going 4-for-10 with two home runs and four RBI. Senior JAKOBI DAVIS also hit two home runs on the weekend.



### MEDIA CONTACT

#### MARSHALL HAIM

Assistant Director of Athletic Communications

✉ mh2348@cornell.edu

☎ (716) 465-4945 (mobile)

# 2025 CORNELL BASEBALL ROSTER

#	NAME	POS	B/T	HT	WT	YR	HOMETOWN / HIGH SCHOOL
1	John Quinlan	OF	S/R	5-9	185	Sr.	Menlo Park, Calif. / Menlo-Atherton
2	Mason Barela	C/INF	R/R	5-9	195	Fr.	Jupiter, Fla. / Jupiter
3	Chris Ellison	RHP	R/R	6-0	190	Sr.	Howell, N.J. / Howell
4	Caden Wildman	OF	R/R	6-3	215	Jr.	Woodbury, Minn. / East Ridge
5	Tyler Beaulieu	OF	R/R	6-1	175	Fr.	Berwyn, Pa. / Episcopal Academy
6	Kyle Musser	OF	R/R	5-10	182	Sr.	Lititz, Pa. / Manheim Township
7	Max Jensen	INF	L/R	6-3	210	Sr.	Burke, Va. / Lake Braddock
8	Luke Johnson	INF	R/R	6-1	180	So.	Coto de Caza, Calif. / Santa Margarita Catholic
9	Graham Biben	RHP	R/R	6-0	170	So.	New York, N.Y. / Riverdale Country School
11	Matthew Walters	OF	R/R	5-11	195	Jr.	Granbury, Texas / Granbury
12	Ryan Porter	OF/RHP	R/R	6-0	185	Sr.	Houston, Texas / Paetow
13	Ethan Hamill	RHP	R/R	6-3	200	Jr.	Chester, Va. / Thomas Dale
15	Owen Carlson	INF	L/R	5-11	180	So.	Los Angeles, Calif. / Harvard-Westlake School
16	Noah Keller	LHP	L/L	6-1	210	Jr.	Goodrich, Mich. / Goodrich
17	Gus Magill	RHP	R/R	6-0	200	Fr.	New York, N.Y. / Fordham Preparatory School
18	TJ Swidorski	INF	R/R	6-0	185	Jr.	Woodbury, Minn. / East Ridge
19	Mark Quatrani	C	R/R	5-11	200	So.	Springfield, Pa. / The Haverford School
20	Kevin Hager	INF	R/R	6-0	190	So.	Berkeley Heights, N.J. / Delbarton School
21	John Gerfen	LHP	R/L	6-0	195	Jr.	Brewster, N.Y. / Brewster
22	Jakobi Davis	OF	L/L	6-4	210	Sr.	Sarasota, Fla. / Sarasota Riverview
23	Jayden Shin	INF	L/R	6-2	205	Fr.	Pennington, N.J. / Hopewell Valley
25	Beck Urofsky	INF	R/R	6-4	225	Jr.	Silver Spring, Md. / Bethesda-Chevy Chase
26	John Hegarty	RHP	L/R	6-5	200	Fr.	Needham, Mass. / St. Mark's School
28	Max Foster	RHP	R/R	6-3	210	So.	Bethel, Conn. / Bethel
29	Will Siwinski	LHP	R/L	6-3	195	Fr.	San Francisco, Calif. / St. Ignatius College Prep
30	William Jaun	1B/LHP	L/L	6-3	225	Sr.	Loveland, Ohio / St. Xavier
31	Ryan Dillon	C	R/R	6-2	185	Fr.	Marlborough, Mass. / Marlborough
32	Carson Mayfield	RHP	R/R	6-5	225	Jr.	Annandale, Va. / Bishop O'Connell
34	Ethan Van Sice	RHP	R/R	5-9	170	So.	Arlington, Va. / Gonzaga College [D.C.]
36	Nathaniel Jennewein	LHP	R/L	5-11	180	So.	Tampa, Fla. / T.R. Robinson
37	Huxley Holcombe	LHP	L/L	6-6	180	So.	Worcester, Mass. / Worcester Academy
38	Braeden Johnson	LHP	L/L	6-3	220	Fr.	Otego, N.Y. / Unatego
40	Tavian Ramos	RHP	R/R	6-2	180	Fr.	Neenah, Wis. / Neenah
41	Jackson Marko	C	R/R	5-10	175	Jr.	Syracuse, N.Y. / Christian Brothers Academy
42	Josh Shea	RHP	R/R	5-11	175	Jr.	Cortlandt Manor, N.Y. / Hendrick Hudson
43	Ethan McHugh	RHP	R/R	5-9	165	Jr.	Annandale, N.J. / North Hunterdon
44	Sam Keene	LHP	L/L	6-4	200	Fr.	Cohasset, Mass. / Boston College HS

PITCHERS (16)			
3	Chris Ellison	R/R	Sr.
9	Graham Biben	R/R	So.
13	Ethan Hamill	R/R	Jr.
16	Noah Keller	L/L	Jr.
17	Gus Magill	R/R	Fr.
21	John Gerfen	R/L	Jr.
26	John Hegarty	L/R	Fr.
28	Max Foster	R/R	So.
29	Will Siwinski	R/L	Fr.
32	Carson Mayfield	R/R	Jr.
34	Ethan Van Sice	R/R	So.
36	Nathaniel Jennewein	R/L	So.
37	Huxley Holcombe	L/L	So.
38	Braeden Johnson	L/L	Fr.
40	Tavian Ramos	R/R	Fr.
42	Josh Shea	R/R	Jr.
43	Ethan McHugh	R/R	Jr.
44	Sam Keene	L/L	Fr.

CATCHERS (4)			
2	Mason Barela	R/R	Fr.
19	Mark Quatrani	R/R	So.
31	Ryan Dillon	R/R	Fr.
41	Jackson Marko	R/R	So.

INFELDERS (6)			
7	Max Jensen	L/R	Sr.
8	Luke Johnson	R/R	So.
15	Owen Carlson	L/R	So.
18	TJ Swidorski	R/R	Jr.
20	Kevin Hager	R/R	So.
23	Jayden Shin	L/R	Fr.
25	Beck Urofsky	R/R	Jr.

OUTFIELDERS (5)			
1	John Quinlan	S/R	Sr.
4	Caden Wildman	R/R	Jr.
5	Tyler Beaulieu	OF	Fr.
6	Kyle Musser	R/R	Sr.
11	Matthew Walters	R/R	Jr.
22	Jakobi Davis	L/L	Jr.

UTILITY (2)			
12	Ryan Porter	R/R	Sr.
30	William Jaun	L/L	Jr.

## COACHING AND SUPPORT STAFF

Head Coach:	Dan Pepicelli
Associate Head Coach:	Tom Ford
Assistant Coach:	John Toppa
Assistant Coach:	Robby Faris
Athletic Trainer:	Grace DeStefano
Strenght & Conditioning:	Chris Van Alstyne
Equipment Manager:	Graig Lyon

## PRUH-NUHN-SEE-AY-SHN GUIDE















2	Mason Barela	buh-RELL-uh
5	Tyler Beaulieu	BOWL-yoo
6	Kyle Musser	MUH-sihr
9	Graham Biben	BYE-bin
17	Gus Magill	muh-GIHL
18	TJ Swidorski	swih-DOOR-skee
19	Mark Quatrani	QU-trah-knee
20	Kevin Hager	HAY-gher
21	John Gerfen	guhr-FIN
25	Beck Urofsky	yuhr-OFF-skee
29	Will Siwinski	sih-WIHN-skee
30	William Jaun	JOHN
34	Ethan Van Sice	van SIYS
36	Nathaniel Jennewein	jehn-IH-wine
37	Huxley Holcombe	hohl-CUMB
40	Tavian Ramos	TAY-vee-ihn
HC	Dan Pepicelli	PEP-ih-sell-ee
AC	John Toppa	TOE-puh
AT	Grace DeStefano	dee-STIH-fah-no

## ROSTER BREAKDOWN

### BY CLASS

FRESHMAN (10)	SOPHOMORES (9)	JUNIORS (11)	SENIORS (7)
2 Barela	8 L.Johnson	4 Wildman	1 Quinlan
5 Beaulieu	9 Biben	11 Walters	3 Ellison
17 Magill	15 Carlson	13 Hamill	6 Musser
23 Shin	19 Quatrani	16 Keller	7 Jensen
26 Hegarty	20 Hager	18 Swidorski	12 Porter
29 Siwinski	28 Foster	21 Gerfen	22 Davis
31 Dillon	34 Van Sice	25 Urofsky	30 Jaun
38 B.Johnson	36 Jennewein	32 Mayfield	
40 Ramos	37 Holcombe	41 Marko	
44 Keene		42 Shea	
		43 McHugh	

### BY STATE

 New York	6	 Florida	3	 Maryland	1
 California	4	 Pennsylvania	3	 Michigan	1
 Massachusetts	4	 Minnesota	2	 Ohio	1
 New Jersey	4	 Texas	2	 Wisconsin	1
 Virginia	4	 Connecticut	1		

## CORNELL QUICK FACTS

### GENERAL INFORMATION

Location:	Ithaca, N.Y.
Enrollment:	26,284 (16,071 undergraduate)
Founded:	1865
Nickname:	Big Red
School Colors:	Carnelian Red (Pantone 187) and White
Conference:	Ivy League
Interim President:	Michael I. Kotlikoff
Meakam Smith Director of Athletics:	Dr. Nicki Moore
Athletics Website:	CornellBigRed.com
Facebook:	/CornellSports
Instagram:	@CornellSports   @cornellbsb
X:	@CornellSports   @CornellBaseball

### HISTORY

Seasons of Baseball:	154th
First Season:	1869
All-Time Record (Win Pct.):	1773-2031-34 (.466)
Ivy League Regular-Season Titles (last):	6 (2012)
Ivy League Championship Titles (last):	1 (2012)
Ivy League Tournament Appearances (last):	1 (2024)
NCAA Tournament Appearances (last):	2 (2012)
Most Consecutive NCAA Appearances:	N/A
College World Series Appearances (last):	None
National Championships:	None
NCAA Tournament Record:	2-4 (.333)

### BOOTH FIELD

Year Opened (Season):	2023 (3rd)
Dimensions:	318' (LF/RF), 390' (CF), 397' (LCF/RCF)
Capacity:	500
All-Time Record:	10-14 (.417)
Under Dan Pepicelli:	10-14 (.417)

### COACHING STAFF

Head Coach:	Dan Pepicelli (Cortland '90)
Overall Record:	333-364-3 (.478)
Record at Cornell:	112-187-1 (.375)
Associate Head Coach:	Tom Ford (Ithaca '79)
Assistant Coach:	John Toppa (UConn '19)
Assistant Coach:	Robby Faris (Johns Hopkins '20)

### 2024 IN REVIEW

Overall Record:	17-21 (.447)
Ivy League Record (Finish):	11-10 (.524) — 3rd
Home Record:	7-5 (.583)
Road Record:	8-14 (.364)
Neutral Record:	2-2 (.500)
Ivy League Tournament:	No. 3 seed / Champ. Round Lost to Penn in Championship Round, 11-9 & 12-6
NCAA Tournament:	Not selected
D1Baseball.com Poll Ranking (final):	N/A
NCBWA Poll Ranking (final):	N/A
USA Today Poll Ranking (final):	N/A

### 2025 TEAM INFORMATION

Letterwinners Returning / Lost:	18 / 6
Newcomers:	11
Fr / So / Jr / Sr:	10 / 8 / 11 / 7

### ATHLETIC COMMUNICATIONS

Jeremy Hartigan
Sr. Associate Director of Athletics for Communications
Marshall Haim
Assistant Director of Athletic Communications (BSB)
Phone: (716) 465-4945
Email: mh2348@cornell.edu
Shawn Gillen
Assistant Director of Athletic Communications
Aaron Kelly
Assistant Director of Athletic Communications
Sydney Duenckel
Athletic Communications Intern

**CORNELL**  
BASEBALL

## SCOUTING REPORT



as of 5/1/25



8	299	.209	BATTING AVG.	>>	.272	180	4
8	297	.316	ON-BASE PCT.	>>	.381	169	4
8	299	.301	SLUGGING PCT.	>>	.440	142	3
8	297	3.97	RUNS (AVG.)	>>	6.68	153	4
8	298	6.82	HITS (AVG.)	>>	9.45	136	3
6	276	0.51	HOME RUNS (AVG.)	>>	1.19	95	2
—	—	10.10	STRIKEOUTS (AVG.)	>>	8.19	—	—
4	191	4.36	WALKS (AVG.)	>>	4.90	108	2
8	261	0.74	STEALS (AVG.)	>>	1.26	139	4
4	223	7.13	ERA		8.45	269	8
3	204	1.74	WHIP		1.87	248	8
7	265	6.49	STRIKEOUTS (AVG.)		6.29	275	8
—	—	.294	OPP. AVERAGE	>>	.282	—	—
8	252	.960	FIELDING PCT.	>>	.976	50	1

### BATTING LEADERS

	CORNELL	AVG	OBP	SLG	OPS
19	Mark Quatrani	.333	.446	.517	.963
12	Ryan Porter	.315	.365	.618	.983
4	Caden Wildman	.287	.386	.435	.821
20	Kevin Hager	.277	.408	.393	.801
15	Owen Carlson	.276	.368	.314	.682



PRINCETON

	PRINCETON	AVG	OBP	SLG	OPS
19	Jake Bold	.269	.437	.485	.922
3	Jake Koonin	.240	.387	.479	.866
41	Caden Shapiro	.219	.356	.336	.692
10	Nick Shenefelt	.209	.311	.264	.575
7	Tommy Googins	.205	.241	.265	.506

## ALL ROAD TRIPS LEAD TO HOME

► Cornell is returning home following its eight-game road trip, which began on April 15 with a contest at Central New York rival Binghamton.

► The eight-game road trip was the Big Red's longest stretch of true road games in the middle of a season since it also played eight straight road contests during the 2022 season, where it played non-conference contests against Canisius (April 5) and Binghamton (April 12) and had three-game series against Princeton (April 9-10) and Penn (April 16-17).

► Entering this weekend's slate, the Big Red has played the second-fewest percentage of home games by a Division I program this season (19.4 percent), trailing North Alabama (11.9 percent), as the Lions' brand-new baseball facility hosted its first game on April 17, beginning a season-ending 11-game homestand.

► The Big Red's six home games are the second-fewest played in Division I baseball, also trailing North Alabama (four), and is one of eight programs that have played under 10 of its games at home (North Dakota State — eight; Bradley, Butler, Manhattan, Princeton, and St. Thomas — nine).

► Concluding the season with nine home games, it will be the first season in which Cornell has played under 10 games at home since 1974, when posted a 5-3 record at Hoy Field. The 2025 campaign will be the 35th instance since the turn of the 20th century in which the Big Red has played under 10 games at home (1901, 1902, 1903, 1918, 1919, 1921, 1922, 1923, 1924, 1925, 1926, 1929, 1930, 1931, 1932, 1933, 1935, 1937, 1939, 1940, 1942, 1943, 1944, 1945, 1947, 1949, 1953, 1957, 1958, 1959, 1960, 1961, 1968, 1974, and 2025).

## BROOKS WALLACE WATCH LIST

► Sophomore shortstop **KEVIN HAGER** was named to the watch list for the Brooks Wallace Player of the Year Award, as announced by the College Baseball Foundation last Friday afternoon (April 18).

► Awarded annually to the nation's top shortstop, Hager was one of three Ivy League shortstops named to the watch list, joining Penn junior Davis Baker and Columbia junior Sam Miller. The trio from the Ancient Eight represented three of the 100 players on the list, which features athletes delivering exceptional offensive and defensive performances.

► The award is named for former Texas Tech shortstop Brooks Wallace, who played for the Red Raiders from 1977-80 and died of leukemia at the age of 27.

► "It's a great time of the year when we start diving into looking at all the shortstops from around the country and who might best represent the Brooks Wallace Award this year," said **LARRY WALLACE**, co-chair of the Brooks Wallace Award. "This list doesn't disappoint with some stellar offensive numbers along with some outstanding gloves to represent the shortstop position."

### NCAA LEADERS

#### FEWEST PERCENTAGE OF HOME GAMES

*This Season (as of 5/1/25)*

SCHOOL	GP	HGP	HGP PCT
North Alabama	42	5	11.9%
► Cornell	31	6	19.4%
North Dakota State	41	8	19.5%
Butler	44	9	20.5%
Manhattan	41	9	22.5%

#### FEWEST AMOUNT OF HOME GAMES PLAYED

*This Season (as of 5/1/25)*

SCHOOL	GP	REC.	HGP	REC
North Alabama	42	16-26	5	3-2
► Cornell	31	11-20	6	2-4
North Dakota State	41	15-26	8	5-3
Bradley	40	9-31	9	2-7
Butler	44	14-30	9	4-5
Manhattan	41	15-26	9	2-7
Princeton	39	10-29	9	5-4
St. Thomas	39	21-18	9	7-2

## SATURDAY'S GAME ONE PROBABLE STARTING PITCHER



## CARSON MAYFIELD 32

2025 STATS: 1-2, 4.50 ERA, 56.0 IP, 21 BB, 49 SO

Height / Weight: 6-5 / 225 lbs.  
Hometown: Annandale, Va.  
High School: Bishop O'Connell

Bats/Throws: R/R  
Year: Junior

## MAYFIELD'S CAREER STATS

	W	L	ERA	G	GS	CG	IP	H	R	ER	BB	SO	HR	GIDP	WHIP	AVG
2023	1	2	5.09	18	0	0	46.0	49	36	26	12	38	6	3	1.33	.266
2024	2	2	8.55	8	8	0	33.2	41	32	32	13	27	5	2	1.60	.299
2025	1	2	4.50	10	10	0	56.0	40	33	28	21	49	8	3	1.09	.202
TOTALS	4	6	5.71	36	18	0	135.2	130	101	86	46	114	19	8	1.30	.250

## NEWS &amp; NOTES ON MAYFIELD

► **THIS WEEKEND:** Scheduled to make 37th career appearance (19th start) of collegiate career this weekend.

► **LAST TIME OUT:** Pitched career-high 7.1IP last Friday against Dartmouth, ending contest as hard-luck loser (5H, 5R/ER, 1BB, 6K).

► Retired first 12 batters he faced in order (5K, 4GO, 2FO) before issuing leadoff walk to begin fifth inning.

► **2025:** Started all 10 of his appearances this season, having a 1-2 record with 4.50 ERA (56.0IP, 40H, 33R/28ER, 21BB, 49K) ... has logged 3K-or-more in nine of his 10 starts and 5K-or-more in seven of 10 outings, including each of last three and six of previous seven.

► Matched career-high 8K while pitching then-single-game-high 7.0IP against Penn (4/13) for fourth quality start of season (4H, 3R/ER, 2BB).

► Struck out six in 6.0IP against Brown (3/28), matching season highs in both categories (4H, 2R/ER, 2BB), while having his third quality start of campaign.

► Posted second quality start of season against Michigan State (3/7), allowing 2R/1ER in 6.0IP (4H, 0BB, 3K), which included retiring 16 of the final 18 batters he faced (2H, 3K).

► Pitched six no-hit innings in season debut at then-No. 17-ranked Duke (2/21), facing one over the minimum (2BB, 2K), leading to earning Ivy League Pitcher of the Week honors.

► **CLIMBING THE LEADERBOARD:** Mayfield surpassed the century mark for strikeouts against Penn (4/13) and has since raised his career strikeout total to 114 after fanning six Dartmouth batters last weekend ... 114K is tied with **BRIAN McAFEE** (2012-15) for 28th-most by Cornell pitcher in Big Red modern era (since 1947) ... should Mayfield match his career high of 8K this weekend, he would tie **GARY GRONOWSKI** (1976-77) for 22nd-most strikeouts in program history.

► **TOUGH TO TOUCH:** Mayfield's .221 BABIP enters the weekend ranked as the ninth-best figure among Division I pitchers and is one of three Ivy League hurlers with a BABIP under .300, joined by Yale's Jack Ohman (.227) and Harvard's Truman Pauley (.241) ... held Ivy League opposition to .222 batting average (28H in 126AB), ranking fourth among qualified Ancient Eight hurlers, trailing Ohman (.147 — 21H in 143AB), Pauley (.157 — 18H in 115AB), and Columbia's Alex Sotiropoulos (.194 — 13H in 67AB).

## MAYFIELD'S 2025 SPLITS

SPLIT	W	L	G	GS	IP	H	R	ER	HR	BB	SO	ERA	AVG
TOTALS	1	2	10	10	56.0	40	33	28	8	21	49	4.50	.202
Home	0	0	2	2	13.0	8	5	5	1	4	14	3.46	.174
Away	1	2	7	7	37.0	28	26	22	6	17	32	5.35	.215
Neutral	0	0	1	1	6.0	4	2	1	1	0	3	1.50	.182
Day	1	0	10	10	56.0	40	33	28	8	21	49	4.50	.202
Night	—	—	—	—	—	—	—	—	—	—	—	—	—
Starter	1	0	10	10	56.0	40	33	28	8	21	49	4.50	.202
Reliever	—	—	—	—	—	—	—	—	—	—	—	—	—

## MAYFIELD'S 2025 SPLITS vs. LHB/RHB

	BF	AB	H	2B	3B	HR	BB	SO	AVG	OBP	SLG	OPS
Total	243	198	40	3	1	8	21	49	.202	.328	.348	.676
vs. LHB	59	48	11	1	0	0	7	10	.229	.339	.250	.589
vs. RHB	184	150	29	2	1	8	14	39	.193	.324	.380	.704

## SINGLE-GAME HIGHS &amp; LOWS

2025	CAREER
7.1, at Dartmouth (4/25)	IP 7.1, at Dartmouth (4/25/25)
9, at Columbia (4/4)	H 10, at VCU (3/10/23)
5, (4x), Last: at Dartmouth (4/25)	R 9, at Georgetown (3/10/24)
5, (2x), Last: at Dartmouth (4/25)	ER 9, at Georgetown (3/10/24)
4, at Columbia (4/4)	BB 4, at Columbia (4/4/25)
8, vs. Penn (4/13)	SO 8, (2x), Last: vs. Penn (4/13/25)
3, at UMBC (3/1)	HR 3, at UMBC (3/1/25)
111, vs. Penn (4/13)	PITCHES 111, vs. Penn (4/13/25)
—	CG —
—	SHO —
—	W STREAK —
—	L STREAK 2 games (3/3/24 - 3/10/24)

NOTE: Bold denotes active streak

## MAYFIELD VS. PRINCETON

	W-L	ERA	AVG	G	GS	IP	H	R	ER	BB	SO	HR
CAREER	0-0	3.86	.186	2	1	11.2	8	8	5	2	13	3
BOOTH FIELD	0-0	3.60	.250	1	0	5.0	5	5	2	2	5	2
2024	0-0	4.05	.130	1	1	6.2	3	3	3	0	8	1

LAST APP: 3/22/24 (ND; L, 3-4) 1 1 6.2 3 3 3 0 8 1

► Slated to make third career appearance against Princeton and making his second start against the Tigers.

► In his last outing against Princeton at Clarke Field on March 22, 2024, struck out a career-high eight batters in 6.2IP, while allowing 3R/ER on 3H.

► Other appearance came at Booth Field on DATE, where he pitched five innings out of the bullpen, allowing 5R/2ER on 5H with 2BB and 5K.

— 21H in 143AB), Pauley (.157 — 18H in 115AB), and Columbia's Alex Sotiropoulos (.194 — 13H in 67AB).

## MAYFIELD'S 2025 GAME LOG

DATE	VS.	RESULT	DEC	GS	IP	H	R	ER	BB	SO	HR	NP-S	S%	RS	W-L	ERA	AVG	NOTES
2/21	@ DUKE	W 11-8	W-1	1	6.0	0	0	0	2	2	0	77-45	58.4%	10	1-0	0.00	.000	6 no-hit IP in 2nd OD start ... 1 over min.
FEBRUARY				1	6.0	0	0	0	2	2	0	77-45	58.4%	10	1-0	0.00	.000	3.00 K/9, 0.00 BB/9, 0.33 WHIP
3/1	@ UMBC (G1)	W 8-7 (10)	—	1	4.0	5	5	3	3	5	3	75-41	54.7%	6	1-0	2.70	.147	Pitched into 5th for 7th time in 10 starts
3/7	vs. MSU	L 2-3	—	1	6.0	4	2	1	0	3	1	85-52	61.2%	2	1-0	2.25	.161	Retired 16 of last 18 batters faced
3/15	@ TOW (G1)	L 5-6	—	1	4.2	3	2	2	1	5	1	81-53	65.4%	1	1-0	2.61	.167	Matched season high with 5K
3/22	@ YALE (G1)	W 13-12 (10)	—	1	5.0	1	5	5	3	6	0	106-60	56.6%	8	1-0	3.86	.149	Season-high 6K; 2nd outing w/ <=1H
3/28	BRWN	L 4-5	—	1	6.0	4	2	2	2	6	0	93-64	68.8%	3	1-0	3.69	.156	Tied season-highs with 6.0IP, 6K
MARCH				5	25.2	17	16	13	9	25	5	440-270	61.4%	20	0-0	4.56	.183	8.78 K/9, 3.16 BB/9, 1.01 WHIP
4/4	@ COL (G1)	L 1-10	L-1	1	5.0	9	5	3	4	3	1	106-61	57.5%	1	1-1	3.93	.200	Season-high 9H; career-high 4BB
4/13	PENN (G1)	L 3-4	—	1	7.0	4	3	3	2	8	1	111-73	65.8%	3	1-1	3.92	.195	Career-high 7IP; matched CH with 8K
4/19	@ HAR (G1)	L 5-8	—	1	5.0	5	4	4	3	5	0	100-57	57.0%	4	1-1	4.25	.203	Third straight 100-pitch outing; 4 of last 5
4/25	@ DAR	L 3-5	L-2	1	7.1	5	5	5	1	6	1	104-XX	XX.X%	3	1-2	4.50	.202	Retired first 12 batters faced
APRIL				4	24.1	23	17	15	10	22	3	421-191	60.3%	11	0-2	5.55	.258	7.40 K/9, 3.70 BB/9, 1.36 WHIP
TOTALS				10	56.0	40	33	28	21	49	8	938-506	60.7%	41	1-2	4.50	.202	7.88 K/9, 3.38 BB/9, 1.09 WHIP



# SATURDAY'S GAME TWO PROBABLE STARTING PITCHER



## HUXLEY HOLCOMBE 37

2025 STATS: 3-1, 7.10 ERA, 52.0 IP, 26 BB, 38 SO

Height / Weight: 6-6 / 180 lbs.  
Hometown: Worcester, Mass.  
High School: Worcester Academy

Bats/Throws: L/L  
Year: Sophomore

### HOLCOMBE'S CAREER STATS

	W	L	ERA	G	GS	CG	IP	H	R	ER	BB	SO	HR	GIDP	WHIP	AVG
2024	2	2	7.78	14	3	0	41.2	48	39	36	30	26	8	2	1.87	.296
2025	3	1	7.10	10	8	0	52.0	58	47	41	26	38	5	3	1.62	.291
TOTALS	5	3	7.40	24	11	0	93.2	106	86	77	56	64	13	5	1.73	.294

### NEWS & NOTES ON HOLCOMBE

► **THIS WEEKEND:** Set to toe the rubber for the 25th time in his collegiate career and make his 12th career start (eighth of 2025).

► **LAST TIME OUT:** Made his eighth start of the season (10th appearance) last Saturday at Dartmouth, allowing 1R/ER over 6.0 innings without recording a decision (5H, 2BB, 4K)

► Logged 4K-or-more for fifth time in last six starts while having 3BB-or-fewer for third consecutive start and sixth time in his eight starts.

► Allowed 1H in five of six innings ... did not allow a hit in third inning (K, HBP, FC).

► **2025:** Has made 10 appearances (eight starts) this year, going 3-1 record with a 7.10 ERA (52.0IP, 58H, 47R/41ER, 26BB, 38K) ... three victories leads all Cornell pitchers, one ahead of senior two-way player **RYAN PORTER** (2-0) ... has logged 3K-or-more in all eight starts and in nine of 10 outings.

► Had career day against Columbia (4/4), earning last of three consecutive victories after allowing 3R/ER over 7.2IP (3H, 4BB, 7K), setting single-game highs for both IP and Ks ... outing was second quality start of season.

► Notched second straight win over Brown (3/29) after outing that saw him give up 6R/5ER in 5.2IP (5H, 3BB, 4K) ... second straight outing with 4+K.

► Posted first quality start and win of season against Yale (3/22), allowing 3R/ER in 6.0IP (4H, 5BB, 4K), where he matched then-career-highs in IP and Ks.

► Made first start of season against UAB (3/8) at Fluor Field in Greenville, S.C. ... allowed 5R/3ER in 5.1 IP (7H, 1BB, 2K).

► **2024:** Started three of 14 appearances, going 2-2 with 7.78 ERA ... served as one of Cornell's go-to bulk arms out of bullpen, registering 3.0+IP in eight of 11 relief outings and in 10 of his 14 appearances ... pitched season-high 5.0IP and was winning pitcher in consecutive outings against Harvard (April 6) and Penn (April 13) ... named Ivy League Rookie of the Week after outing against Harvard, where he earned first collegiate victory after 5.0IP of shutout relief and yielded just two baserunners (1H, 1BB) with 3K ... had season-high 4K on two occasions (April 28 vs. Columbia; May 20 vs. Penn).

► **PRIOR TO CORNELL:** Received four letters in baseball, aiding Worcester Academy to 2023 CNEPSBL Championship ... was two-time CNEPSBL All-Star and two-time CNEPSBL All-League selection (2022 and 2023) ... also received three letters in cross country, which included earning most improved in 2019 at Vermont Academy in Saxtons River, Vt. ... also lettered once in swimming, nordic skiing, and soccer.

### HOLCOMBE'S 2025 SPLITS

SPLIT	W	L	G	GS	IP	H	R	ER	HR	BB	SO	ERA	AVG
TOTALS	3	1	10	8	52.0	58	47	41	5	26	38	7.10	.291
Home	1	1	2	2	11.0	13	12	11	0	5	7	9.00	.310
Away	2	0	7	5	35.2	38	30	27	5	20	29	6.81	.279
Neutral	0	0	1	1	5.1	7	5	3	0	1	2	5.06	.333
Day	0	0	10	8	52.0	58	47	41	5	26	38	7.10	.291
Night	—	—	—	—	—	—	—	—	—	—	—	—	—
Starter	3	1	8	8	45.1	48	35	29	2	20	33	5.76	.284
Reliever	0	0	2	0	6.2	10	12	12	3	6	5	16.20	.333

### HOLCOMBE'S 2025 SPLITS vs. LHB/RHB

	BF	AB	H	2B	3B	HR	BB	SO	AVG	OBP	SLG	OPS
Total	244	199	58	10	1	5	26	38	.291	.399	.427	.826
vs. LHB	53	41	12	3	0	0	8	8	.293	.412	.366	.778
vs. RHB	191	158	46	7	1	5	18	30	.291	.396	.443	.839

### SINGLE-GAME HIGHS & LOWS

	2025	CAREER
7.2, at Columbia (4/4)	<b>IP</b>	7.2, at Columbia (4/4/25)
8, (3x), Last: at Harvard (4/19)	<b>H</b>	8, (3x), Last: at Harvard (4/19/25)
10, at Duke (2/23)	<b>R</b>	10, at Duke (2/23/25)
10, at Duke (2/23)	<b>ER</b>	10, at Duke (2/23/25)
5, (2x), Last: at Yale (3/22)	<b>BB</b>	5, (3x), Last: at Yale (3/22/25)
7, at Columbia (4/4)	<b>SO</b>	7, at Columbia (4/4/25)
2, at UMBC (3/1)	<b>HR</b>	3, (2x), Last: vs. Columbia (4/28/24)
118, at Columbia (4/4)	<b>PITCHES</b>	118, at Columbia (4/4/25)
—	<b>CG</b>	—
—	<b>SHO</b>	—
3 games (3/22 - 4/4)	<b>W STREAK</b>	3 games (3/22/25 - 4/4/25)
—	<b>L STREAK</b>	—

NOTE: Bold denotes active streak

### HOLCOMBE VS. PRINCETON

	W-L	ERA	AVG	G	GS	IP	H	R	ER	BB	SO	HR
CAREER	0-1	4.15	.188	2	0	4.1	3	2	2	2	3	0
BOOTH FIELD	—	—	—	—	—	—	—	—	—	—	—	—
2024	0-1	4.15	.188	2	0	4.1	3	2	2	2	3	0

LAST APP: 5/17/24 (ND; W, 9-7) 1 0 1.1 2 1 1 1 1 0

► Scheduled to make his third career appearance and first start against Princeton this weekend.

► Allowed 1R/ER on 1H across 3.0IP of relief with 1BB and 2K in first outing (March 22, 2024) ... other outing came in first game of Ivy League Tournament (May 17, 2024), giving up 1R/ER on 2H with 1BB and 1K in 1.1IP.

### HOLCOMBE'S 2025 GAME LOG

DATE	VS.	RESULT	DEC	GS	IP	H	R	ER	BB	SO	HR	NP-S	S%	RS	W-L	ERA	AVG	NOTES	
2/23	@ DUKE	L	1-18	—	0	3.1	6	10	10	5	2	1	82-47	57.3%	—	0-0	27.00	.375	Allowed career-high 10R, 10ER, 5BB
FEBRUARY				0	3.1	6	10	10	5	2	1	82-47	57.3%	—	0-0	27.00	.375	5.40 K/9, 13.50 BB/9, 3.30 WHIP	
3/1	@ UMBC (G1)	W	8-7 (10)	—	0	3.1	4	2	2	1	3	2	63-38	60.3%	—	0-0	16.20	.333	One K shy of matching career high
3/8	vs. UAB	L	12-13	—	1	5.1	7	5	3	1	2	0	88-57	64.7%	3	0-0	11.25	.333	Pitched career-high 5.1IP, 88 pitches
3/15	@ TOW (G2)	W	18-7	—	1	4.1	8	6	6	3	3	1	68-41	60.3%	8	0-0	11.57	.362	Career-high 8H allowed
3/22	@ YALE (G2)	W	7-4	W-1	1	6.0	4	3	3	5	4	0	87-52	59.7%	7	1-0	9.67	.333	Career-high 6IP ... matched CH with 4K
3/29	BRWN (G1)	W	9-6	W-2	1	5.2	5	6	5	3	4	0	98-57	58.2%	7	2-0	9.32	.321	Second straight outing with win, 4K
MARCH				4	24.2	28	22	19	13	16	3	404-245	60.6%	25	2-0	6.93	.311	5.83 K/9, 4.74 BB/9, 1.67 WHIP	
4/4	@ COL (G2)	W	7-3	W-3	1	7.2	3	3	3	4	7	0	118-75	63.6%	7	3-0	8.07	.280	Third straight win; CHs for 7.2IP, 7K
4/13	PENN (G2)	L	4-9	L-1	1	5.1	8	6	6	2	3	0	97-62	63.9%	3	3-1	8.34	.290	Matched career-high for hits allowed
4/19	@ HAR (G2)	L	8-9	—	1	5.0	8	5	2	0	6	1	83-54	65.1%	0	3-1	7.83	.298	First multi-IP, 0BB outing since 3/16/24
4/26	@ DAR	L	2-3	—	1	6.0	5	1	1	2	4	0	85-49	57.6%	1	3-1	7.10	.291	Third quality start of season and career
APRIL				4	24.0	24	15	12	8	20	1	383-243	63.4%	11	1-1	4.50	.258	7.50 K/9, 3.00 BB/9, 1.33 WHIP	
TOTALS				8	52.0	58	47	41	26	38	5	869-532	61.2%	33	3-1	7.10	.291	6.58 K/9, 4.50 BB/9, 1.62 WHIP	

# SUNDAY'S PROBABLE STARTING PITCHER



## SAM KEENE

2025 STATS: 1-2, 11.74 ERA, 23.0 IP, 23 BB, 15 SO

44

Height / Weight: 6-4 / 200 lbs.  
Hometown: Cohasset, Mass.  
High School: Boston College HS

Bats/Throws: L/L  
Year: Freshman

### KEENE'S CAREER STATS

	W	L	ERA	G	GS	CG	IP	H	R	ER	BB	SO	HR	GIDP	WHIP	AVG
2025	1	2	11.74	10	5	0	23.0	26	35	30	23	15	3	5	2.13	.292
TOTALS	1	2	11.74	10	5	0	23.0	26	35	30	23	15	3	5	2.13	.292

### NEWS & NOTES ON KEENE

► **THIS WEEKEND:** Keene will make his 11th appearance (sixth start) of the season in this weekend's series finale against Princeton.

► **LAST TIME OUT:** Made his fifth start (10th appearance) in last Sunday's series finale at Dartmouth, ending as the losing pitcher after not being able to make it past the second inning (1.2IP, 2H, 6R/1ER, 4BB, 0K).

► Opened contest facing one over the minimum (1H, 1GDP, 1ROE) before allowing first four and six of eight batters he faced in second inning to reach base safely (1H, 4BB, 1ROE).

► Outing was third consecutive appearance where he has allowed 6R-or-more after holding opponents to 3R-or-less in five of first seven career appearances.

► **2025:** Has made 10 appearances (five starts) this year, going 1-2 record with 11.74 ERA (23.0IP, 26H, 35R/30ER, 23BB, 15K) ... has 3.0IP-or-more in four of last six outings, which includes going 4.0IP-or-more in three of his five starts

► Induced pair of inning-ending double plays against Columbia (4/5) as he registered a season-high 4K in 4.0-plus-IP (4H, 3R/ER, 3BB).

► Made first collegiate start against Brown (3/29), yielding 4R/ER in 4.0IP (6H, 3BB, 1K).

► Held opponents without a hit for 6.1IP between 3/8 and 3/29, allowing 2R/ER with 6BB and 6K during span.

► Logged first career save against Yale in nightcap of 3/22 doubleheader, pitching final 3.0IP (1R/ER, 2BB, 2K).

► Recorded first career win against Towson (3/16), holding Tigers hitless in 2.1IP (1R/ER, 3BB, 3K) and posted first career game with multiple strikeouts.

► First two appearances on season came against No. 17-ranked Duke (2/21 & 2/23), entering both games as an injury replacement ... combined to allow 2H, 7R/ER, 5BB, 0K over 0.1IP.

► **PRIOR TO CORNELL:** Earned three varsity letters at Boston College HS, where he was winning pitcher in program's clinching of 2024 Massachusetts State Baseball Championship ... served as team captain during 2024 season for program that ranked as high as No. 39 nationally ... two-time Catholic Conference All-Star selection (2023 and 2024) ... named to All-Scholastic Team by *Boston Globe* in 2024 and by *Patriot Ledger* in 2023 and 2024 ... also spent three years on golf team at Boston College HS ... member of National Honor Society ... earned high honors all four years at Boston College HS, where he founded and served as President of Sports Journalism and Analytics Club ... played club baseball for North East Baseball, playing four years with team ... named to *Perfect Game* All-Tournament Team during 2022 and 2023 seasons ... aided team to WWBA New England Championship in 2023.

### KEENE'S 2025 SPLITS

SPLIT	W	L	G	GS	IP	H	R	ER	HR	BB	SO	ERA	AVG
TOTALS	1	2	10	5	23.0	26	35	30	3	23	15	11.74	.292
Home	0	1	2	2	6.0	12	11	11	2	4	2	16.50	.462
Away	1	1	7	3	16.0	14	24	19	1	18	12	10.69	.233
Neutral	0	0	1	0	1.0	0	0	0	0	1	1	0.00	.000
Day	1	2	10	5	23.0	26	35	30	3	23	15	11.74	.292
Night	—	—	—	—	—	—	—	—	—	—	—	—	—
Starter	0	2	5	5	16.1	24	26	21	3	12	9	11.57	.358
Reliever	1	0	5	0	6.2	2	9	9	0	11	6	12.15	.091

### KEENE'S 2025 SPLITS vs. LHB/RHB

	BF	AB	H	2B	3B	HR	BB	SO	AVG	OBP	SLG	OPS
Total	124	89	26	3	2	3	23	15	.292	.463	.472	.935
vs. LHB	28	20	5	0	1	0	6	5	.250	.464	.350	.814
vs. RHB	96	69	21	3	1	3	17	10	.304	.462	.507	.970

### SINGLE-GAME HIGHS & LOWS

	2025	CAREER
4.2, at Harvard (4/20)	<b>IP</b>	4.2, at Harvard (4/20/25)
6, (3x), Last: at Harvard (4/20)	<b>H</b>	6, (3x), Last: at Harvard (4/20/25)
7, vs. Penn (4/14)	<b>R</b>	7, vs. Penn (4/14/25)
7, vs. Penn (4/14)	<b>ER</b>	7, vs. Penn (4/14/25)
4, at Dartmouth (4/27)	<b>BB</b>	4, at Dartmouth (4/27/25)
4, at Columbia (4/4)	<b>SO</b>	4, at Columbia (4/4/25)
1, (3x), Last: at Harvard (4/20)	<b>HR</b>	1, (3x), Last: at Harvard (4/20/25)
82, at Columbia (4/4)	<b>PITCHES</b>	82, at Columbia (4/4/25)
—	<b>CG</b>	—
—	<b>SHO</b>	—
—	<b>W STREAK</b>	—
—	<b>L STREAK</b>	—

NOTE: Bold denotes active streak

### KEENE VS. PRINCETON

	W-L	ERA	AVG	G	GS	IP	H	R	ER	BB	SO	HR
CAREER	—	—	—	—	—	—	—	—	—	—	—	—
BOOTH FIELD	—	—	—	—	—	—	—	—	—	—	—	—
2024	—	—	—	—	—	—	—	—	—	—	—	—

LAST APP: N/A

► Scheduled to appear in his first-ever game against Princeton this weekend.

### KEENE'S 2025 GAME LOG

DATE	VS.	RESULT	DEC	GS	IP	H	R	ER	BB	SO	HR	NP-S	S%	RS	W-L	ERA	AVG	NOTES
2/21	@ DUKE	W 11-8	—	0	0.1	1	4	4	3	0	0	31-14	45.2%	—	0-0	108.00	.500	Collegiate debut as injury replacement
2/23	@ DUKE	L 1-18	—	0	0.0	1	3	3	2	0	0	14-4	28.6%	—	0-0	189.00	.667	Also entered as injury replacement
<b>FEBRUARY</b>				<b>0</b>	<b>0.1</b>	<b>2</b>	<b>7</b>	<b>7</b>	<b>5</b>	<b>0</b>	<b>0</b>	<b>45-18</b>	<b>40.0%</b>	<b>—</b>	<b>0-0</b>	<b>189.00</b>	<b>.667</b>	<b>0.00 K/9, 135.00 BB/9, 21.00 WHIP</b>
3/8	vs. UAB	L 12-13	—	0	1.0	0	0	0	1	1	0	21-11	52.4%	—	0-0	47.25	.333	Faced one batter over minimum
3/16	@ TOW	W 8-5	W-1	0	2.1	0	1	1	3	3	0	41-21	51.2%	—	1-0	19.64	.167	First career win; first multi-SO outing
3/22	@ YALE (G2)	W 7-4	SV-1	0	3.0	0	1	1	2	2	0	52-32	61.5%	—	1-0	12.15	.091	First career save; 0 H over last 6.1IP
3/29	BRWN (G2)	W 13-10	—	1	4.0	6	4	4	3	1	1	74-42	56.8%	8	1-0	10.97	.222	First career start; season-highs for H
<b>MARCH</b>				<b>1</b>	<b>10.1</b>	<b>6</b>	<b>6</b>	<b>6</b>	<b>9</b>	<b>7</b>	<b>1</b>	<b>188-106</b>	<b>56.4%</b>	<b>8</b>	<b>1-0</b>	<b>5.23</b>	<b>.182</b>	<b>6.10 K/9, 7.84 BB/9, 1.45 WHIP</b>
4/5	@ COL	L 9-13	—	1	4.0	4	3	3	3	4	0	82-48	58.5%	3	1-0	9.82	.235	Second straight outing of 4.0IP
4/14	PENN	L 1-16	L-1	1	2.0	6	7	7	1	1	1	61-34	55.7%	1	1-1	12.42	.286	Season-high 7R; tied season-high 6H
4/20	@ HAR	W 14-13	—	1	4.2	6	6	6	1	3	1	71-47	66.2%	5	1-1	12.23	.293	Career-high 4.2IP; retired first six batters
4/27	@ DAR	L 4-7	L-2	1	1.2	2	6	1	4	0	0	50-25	50.0%	0	1-2	11.74	.292	Shortest start of season
<b>APRIL</b>				<b>4</b>	<b>12.1</b>	<b>18</b>	<b>22</b>	<b>17</b>	<b>9</b>	<b>8</b>	<b>2</b>	<b>264-154</b>	<b>58.3%</b>	<b>9</b>	<b>0-2</b>	<b>12.41</b>	<b>.340</b>	<b>5.84 K/9, 6.57 BB/9, 2.19 WHIP</b>
<b>TOTALS</b>				<b>5</b>	<b>23.0</b>	<b>26</b>	<b>35</b>	<b>30</b>	<b>23</b>	<b>15</b>	<b>3</b>	<b>497-278</b>	<b>55.9%</b>	<b>17</b>	<b>1-2</b>	<b>11.74</b>	<b>.292</b>	<b>5.87 K/9, 9.00 BB/9, 2.13 WHIP</b>

## BIG RED BULLPEN BRIEFS

### #3 CHRIS ELLISON | SR. | RHP

2025: 0-5-1 | 11 G (4 GS) | 22.1 IP | 9.67 ERA | 11 SO (9.2 K%) | 26 BB (21.7 BB%)

1ST-PITCH K%: 59/119 (49.6%) 1ST BATTER EFF.: 3/11 (27.3%) IR/IRS: 3/1 (66.7% stranded) vs. LHB: .242 (8-33), 0 HR  
LAST WIN: 5/17/24 vs. Princeton LAST LOSS: 4/26/25 at Dartmouth LAST SAVE: 3/29/25 vs. Brown vs. RHB: .315 (17-54), 4 HR

► Made 11th appearance (seventh out of bullpen) on Tuesday at Binghamton, tossing 1.1 scoreless innings (2H, 1K) ... hit lone batter he faced last Saturday at Dartmouth (4/26), who would later score the go-ahead run.

► Posted first save of 2025 (second career save) in opening game of 3/29 DH against Brown, tossing 1.1IP of scoreless relief, with lone baserunner to reach coming on a two-out walk.

► First four outings of season came in starts against No. 17-ranked Duke (2/23), Winthrop (3/9), Towson (3/16), and Yale (3/23) ... went 0-3 with 9.00 ERA in 15.0IP as starter with opponents having .281 batting average ... 0-2 record with 13.50 ERA in 6.0IP since moving to bullpen (7H, 9R/ER, 9BB, 4K, 2HBP, .XXX BAA).

► Enters weekend with 48 career pitching appearances, assuming the second-most pitching appearances in Cornell's modern era (since 1947) ... five outings shy of matching **JOHN O'CONNOR** (1985-88) for program record for pitching appearances (54).

LAST FIVE OUTINGS	IP	H	R	ER	BB	SO
4/5 at Columbia (L)	0.2	1	5	5	3	1
4/14 vs. Penn	1.0	2	3	3	2	0
4/19 (G2) at Harvard	2.0	3	0	0	2	2
4/26 at Dartmouth (L)	0.0	0	1	1	0	0
4/29 at Binghamton	1.1	2	0	0	0	1
<b>TOTALS (0-2-0)</b>	<b>5.0</b>	<b>8</b>	<b>9</b>	<b>9</b>	<b>7</b>	<b>4</b>

### #12 RYAN PORTER | SR. | OF/RHP

2025: 2-0-0 | 8 G (0 GS) | 10.1 IP | 7.84 ERA | 7 SO (12.5 K%) | 11 BB (19.6 BB%)

1ST-PITCH K%: 33/56 (58.9%) 1ST BATTER EFF.: 4/8 (50.0%) IR/IRS: 8/7 (12.5% stranded) vs. LHB: .455 (5-11), 1 HR  
LAST WIN: 3/22/25 at Yale LAST LOSS: 5/20/24 vs. Penn LAST SAVE: 4/20/24 vs. Yale vs. RHB: .233 (7-30), 2 HR

► Has not made any pitching appearances in each of last three weekend series ... logged eighth appearance of season in series finale against Columbia (4/5), allowing 2R/ER and 1H with 2BB while failing to generate an out ... hurled 2.0 scoreless innings of relief (1H, 2BB) in opening game of 3/29 DH against Brown ... 0R allowed in four of eight outings.

► Earned first victory since 4/28/23 (vs. Penn) in opening game of 3/1 twin bill at UMBC, after pitching final 2.2IP (1H, 2K) and induced game-winning double play to solidify victory.

► Enters tonight with 44 career pitching appearances, tied with **JIM PRONTI** (1994-97) for fourth-most outings by a Big Red pitcher ... next time toeing the rubber will tie **STEVE HUBER** (1982-85) for third in program history ... nine outings shy of matching **JOHN O'CONNOR**'s program record of 54 appearances between 1985-88.

LAST FIVE OUTINGS	IP	H	R	ER	BB	SO
3/9 at Winthrop	1.0	2	3	2	2	1
3/15 (G1) at Towson	0.1	1	0	0	1	0
3/22 (G1) at Yale (W)	1.2	1	2	2	2	1
3/29 (G1) vs. Brown	2.0	1	0	0	2	0
4/5 at Columbia	0.0	1	2	2	2	0
<b>TOTALS (1-0-0)</b>	<b>5.0</b>	<b>6</b>	<b>7</b>	<b>6</b>	<b>9</b>	<b>2</b>

### #17 GUS MAGILL | FR. | RHP

2025: 0-2-0 | 5 G (0 GS) | 7.1 IP | 4.91 ERA | 4 SO (10.5 K%) | 6 BB (15.8 BB%)

1ST-PITCH K%: 14/38 (36.8%) 1ST BATTER EFF.: 2/5 (40.0%) IR/IRS: 1/0 (100.0% stranded) vs. LHB: .333 (2-6), 0 HR  
LAST WIN: — LAST LOSS: 4/19/25 at Harvard LAST SAVE: — vs. RHB: .182 (4-22), 0 HR

► Made fifth appearance of season last Sunday against Dartmouth (4/27), hurling 4.0 scoreless innings (2H, 1K, 4HBP) ... had combined for 4R/ER, 4H, 6BB and 2K over 2.1IP between three previous outings against Penn (4/13-14) and Harvard (4/19) ... made collegiate debut in opener of 4/4 DH at Columbia, spinning perfect seventh inning and registering first career strikeout.

► Played four years of baseball at Fordham Preparatory School, earning two varsity letters ... named Fordham Prep's Pitcher of the Year in 2024, while also garnering CHSAA First Team honors and being named finalist for CHSAA Ron Patnosh Player of the Year award.

LAST FIVE OUTINGS	IP	H	R	ER	BB	SO
4/4 (G1) at Columbia	1.0	0	0	0	0	1
4/13 (G1) vs. Penn (L)	0.0	0	1	1	3	0
4/14 vs. Penn	2.0	2	1	1	2	2
4/19 (G1) at Harvard (L)	0.1	2	2	2	1	0
4/27 at Dartmouth	4.0	2	0	0	0	1
<b>TOTALS (0-2-0)</b>	<b>7.1</b>	<b>6</b>	<b>4</b>	<b>4</b>	<b>6</b>	<b>4</b>

### #18 TJ SWIDORSKI | JR. | INF/RHP

2025: 0-0-1 | 6 G (0 GS) | 6.0 IP | 9.00 ERA | 3 SO (10.3 K%) | 4 BB (13.8 BB%)

1ST-PITCH K%: 14/28 (50.0%) 1ST BATTER EFF.: 3/6 (50.0%) IR/IRS: 6/3 (50.0% stranded) vs. LHB: .167 (1-6), 0 HR  
LAST WIN: — LAST LOSS: — LAST SAVE: 4/20/25 at Harvard vs. RHB: .294 (5-17), 0 HR

► Made sixth relief appearance of season last Sunday against Dartmouth (4/27), giving up 1R/ER on 2H over 2.0IP with 1BB and registered first three strikeouts of collegiate career ... recorded first career save after pitching final two innings against Harvard (4/20), staving off Crimson's ninth-inning rally (2.0IP, 3H, 2R/ER) ... made first collegiate pitching appearance against UAB (3/8), allowing 2R/ER with 1BB in 1.0IP.

► Primarily serves as an infielder, making trio of starts at 3B over last three weekends ... has also started at 2B twice this year ... made 17 starts at SS last season, 14 of 15 starts in 2023 also came at SS.

► Played four years of baseball at East Ridge HS in Woodbury, Minn., earning two varsity letters ... received All-Conference and All-Metro First Team honors in 2022 ... pitched first perfect game in East Ridge HS history ... participated in 2022 East Metro All-Star Game.

LAST FIVE OUTINGS	IP	H	R	ER	BB	SO
3/15 (G1) at Towson	0.1	0	0	0	1	0
3/29 (G2) vs. Brown	0.0	0	1	1	1	0
4/14 vs. Penn	0.2	1	0	0	0	0
4/20 at Harvard (S)	2.0	3	2	2	0	0
4/27 at Dartmouth	2.0	2	1	1	1	3
<b>TOTALS (0-0-1)</b>	<b>5.0</b>	<b>6</b>	<b>4</b>	<b>4</b>	<b>3</b>	<b>3</b>

### #21 JOHN GERFEN | JR. | LHP

2025: 0-1-0 | 2 G (0 GS) | 1.0 IP | 18.00 ERA | 0 SO (0.0 K%) | 1 BB (20.0 BB%)

1ST-PITCH K%: 2/5 (40.0%) 1ST BATTER EFF.: 1/1 (100.0%) IR/IRS: 0/0 (0.0% stranded) vs. LHB: 1.000 (1-1), 1 HR  
LAST WIN: — LAST LOSS: 4/15/25 at Binghamton LAST SAVE: — vs. RHB: .000 (0-3), 0 HR

► Last appearance came against Binghamton on 4/15 (1.0IP, 1H, 2R/ER, 1BB), where he allowed two-out, two-run HR in third inning that put Bearcats ahead for good ... was first time he factored in decision since also being saddled with loss at Harvard (4/14/23) ... came out of bullpen for relief outing against No. 17-ranked Duke (2/23), but suffered injury in warmups.

► Logged six outings out of bullpen in 2024 ... four of six appearances featured him pitching at least an inning ... did not allow runs in four of six outings ... season-high 3K against Binghamton (4/16/24), matching single-game high set against Ithaca (4/4/23) ... sister, Jennifer, also attends Cornell.

LAST FIVE OUTINGS	IP	H	R	ER	BB	SO
2/23 at Duke	INJURED IN WARMUPS					
4/15 at Binghamton (L)	1.0	1	2	2	1	0
—	—	—	—	—	—	—
—	—	—	—	—	—	—
—	—	—	—	—	—	—
<b>TOTALS (0-1-0)</b>	<b>1.0</b>	<b>1</b>	<b>2</b>	<b>2</b>	<b>1</b>	<b>0</b>

### #26 JOHN HEGARTY | FR. | RHP

2025: 0-3-1 | 14 G (0 GS) | 19.2 IP | 10.53 ERA | 18 SO (17.5 K%) | 12 BB (11.7 BB%)

1ST-PITCH K%: 67/104 (64.4%) 1ST BATTER EFF.: 9/14 (64.3%) IR/IRS: 16/6 (62.5% stranded) vs. LHB: .304 (7-23), 2 HR  
LAST WIN: — LAST LOSS: 4/19/25 at Harvard LAST SAVE: 3/16/25 at Towson vs. RHB: .383 (23-60), 2 HR

► Made 14th appearance out of bullpen last Saturday at Dartmouth (4/26) ... allowed 2H, 1R/ER over 1.0IP with 1K ... ended as losing pitcher for third time on season in nightcap of 4/19 DH at Harvard after allowing pair of 2-run HRs in ninth inning (1.1IP, 3H, 4R/ER, 2BB, 2K) ... earned first collegiate save in series finale against Towson (March 16).

► His 14 appearances are tied with **LARRY JACKSON** (1978) and **HUXLEY HOLCOMBE** (2024) for the sixth-most by a freshman pitcher since first-year players were first eligible to play on varsity team beginning with 1975-76 academic year ... **KELLEN URBON** (22 in 2012), **CHRIS ELLISON** (18 in 2022), **CARSON MAYFIELD** (18 in 2023), **BLAKE HAMILTON** (16 in 2002), and **BECK UROFSKY** (16 in 2023) are the lone pitchers to have appeared in more games during their freshman year with the Big Red.

► Earned four varsity letters in baseball at St. Mark's School in Southborough, Mass. ... named Team MVP and was First Team All-Independent School League (ISL) and First Team All-New England Prep School Athletic Conference (NEPSAC) selection ... also received ISL All-Star honors in 2023 and was All-ISL honorable mention as sophomore in 2022 ... named to Honor Roll all four years at St. Mark's ... played club baseball for New England Ruffnecks Baseball from 2019-23 ... father, Patrick, played baseball at Harvard (1990-93) ... sister, Catherine, was member of Regis College women's track and field team in 2021-22 ... brother, Michael, is committed to play football at Penn in fall 2025.

LAST FIVE OUTINGS	IP	H	R	ER	BB	SO
4/5 at Columbia	2.0	2	2	2	1	0
4/13 (G1) vs. Penn	1.0	0	0	0	0	1
4/13 (G2) vs. Penn	0.1	0	0	0	1	1
4/19 (G2) at Harvard (L)	1.1	3	4	4	2	0
4/26 at Dartmouth	1.0	2	1	1	0	1
<b>TOTALS (0-1-0)</b>	<b>5.2</b>	<b>7</b>	<b>7</b>	<b>7</b>	<b>4</b>	<b>3</b>

## BIG RED BULLPEN BRIEFS

### #29 WILL SIWINSKI | FR. | LHP

2025: 0-0-0 | 2 G (0 GS) | 1.2 IP | 5.40 ERA | 0 SO (0.0 K%) | 1 BB (12.5 BB%)

1ST-PITCH K%: 1/7 (14.3%) 1ST BATTER EFF.: 2/2 (100.0%) IR/IRS: 4/1 (75.0% stranded) vs. LHB: .000 (0-1), 0 HR  
LAST WIN: — LAST LOSS: — LAST SAVE: — vs. RHB: .333 (2-6), 1 HR

► Did not appear in any games in either of last two weekend series ... allowed 1R/ER on 2H in 1.1IP at Binghamton (4/15) after making collegiate debut the day prior against Penn (4/14), where he induced an inning-ending groundout to conclude eighth inning, stranding the lone runner he inherited.

► Named 2024 West Catholic Athletic League First Team All-League selection ... received All-Bay Area News Group First Team and San Francisco Chronicle All-Metro League honors ... tabbed to 2024 Cal-Hi Sports California All-State team ... member of 2023 CIF NorCal Region DII Baseball Championship team ... selected to 2023 Bay Area World Series All-Tournament Team ... represented Team Ireland at 2022 U18 European Baseball Championships ... father, Peter, played baseball at Penn (1987-91), and mother, Karen, graduated from Cornell in 1995.

LAST FIVE OUTINGS	IP	H	R	ER	BB	SO
4/14 vs. Penn	0.1	0	0	0	0	0
4/15 at Binghamton	1.1	2	1	1	1	0
—	—	—	—	—	—	—
—	—	—	—	—	—	—
—	—	—	—	—	—	—
TOTALS (0-0-0)	1.1	2	1	1	1	0

### #30 WILLIAM JAUN | SR. | 1B/LHP

2025: 0-2-2 | 12 G (2 GS) | 14.2 IP | 8.59 ERA | 15 SO (19.5 K%) | 18 BB (23.4 BB%)

1ST-PITCH K%: 43/77 (55.8%) 1ST BATTER EFF.: 8/12 (66.7%) IR/IRS: 5/3 (40.0% stranded) vs. LHB: .167 (2-12), 0 HR  
LAST WIN: 2/25/24 at Ga. Tech LAST LOSS: 3/8/25 vs. UAB LAST SAVE: 3/29/25 vs. Brown vs. RHB: .279 (12-43), 2 HR

► Made 12th appearance of season (second start) at Binghamton on Tuesday, pitching first 2.0IP (2R/ER, 3H 1K) ... made pair of appearances in last weekend's series at Dartmouth, combining to pitch 1.0IP and issued 2BB ... had 6.1IP scoreless streak snapped after allowing a one-out RBI single in opening game of 4/19 DH at Harvard.

► Faced one over minimum in first start of season at Binghamton (4/15), pitching 2.0IP (1BB, 1K).

► Notched third career save (second of 2025) against Brown in nightcap of 3/29 twin bill (1.0IP, 1BB, 1K) ... earned first save of season in latter game of 3/1 DH at UMBC, yielding two baserunners in 2.0IP (1H, 1BB) with 4K, finishing 1K shy of matching career-high, previously done twice (3/15/24 at Richmond; 4/27/24 vs. Columbia).

► Father, Gregory, played four years of baseball at Notre Dame (1980-83) ... brother, Eric, was outfielder at Babson (2016-19).

LAST FIVE OUTINGS	IP	H	R	ER	BB	SO
4/15 at Binghamton	2.0	0	0	0	1	1
4/19 (G1) at Harvard	2.1	4	2	2	2	1
4/25 at Dartmouth	0.2	0	0	0	0	1
4/26 at Dartmouth	0.1	0	0	0	2	0
4/29 at Binghamton	2.0	3	2	2	0	1
TOTALS (0-0-0)	7.1	7	4	4	5	4

### #34 ETHAN VAN SICE | SO. | RHP

2025: 1-0-0 | 5 G (0 GS) | 6.1 IP | 11.25 ERA | 3 SO (8.8 K%) | 2 BB (5.9 BB%)

1ST-PITCH K%: 18/34 (52.9%) 1ST BATTER EFF.: 4/5 (80.0%) IR/IRS: 1/0 (100.0% stranded) vs. LHB: .429 (3-7), 0 HR  
LAST WIN: 4/20/25 at Harvard LAST LOSS: — LAST SAVE: — vs. RHB: .417 (10-24), 1 HR

► Did not appear in any games this past weekend at Dartmouth or in Tuesday's rain-shortened contest at Binghamton ... earned first career victory in last outing in series finale against Harvard (4/20), pitching 1.2IP (4R/ER, 5H, 2K) ... hurled scoreless inning of relief against Columbia in opener of 4/4 DH, with lone baserunner reaching on two-out 2B ... collegiate debut came at Yale (March 23), inducing inning-ending foul out.

► Did not appear in any games in 2024 due to injury ... played four years of baseball at Gonzaga College in Washington, D.C. ... aided program to 2022 WCAC Championship and was named to 2023 All-WCAC Team.

LAST FIVE OUTINGS	IP	H	R	ER	BB	SO
3/23 at Yale	0.1	0	0	0	0	0
4/4 (G1) at Columbia	1.0	1	0	0	0	0
4/13 (G2) vs. Penn	1.0	1	0	0	0	0
4/14 vs. Penn	2.1	6	5	4	2	1
4/20 at Harvard (W)	1.2	5	4	4	0	2
TOTALS (1-0-0)	6.1	13	9	8	2	3

### #40 TAVIAN RAMOS | FR. | RHP

2025: 0-0-0 | 2 G (0 GS) | 0.2 IP | 81.00 ERA | 0 SO (0.0 K%) | 3 BB (37.5 BB%)

1ST-PITCH K%: 2/8 (25.0%) 1ST BATTER EFF.: 1/2 (50.0%) IR/IRS: 0/0 (0.0% stranded) vs. LHB: .000 (0-0), 0 HR  
LAST WIN: — LAST LOSS: — LAST SAVE: — vs. RHB: .333 (1-3), 1 HR

► Made second career appearance on Tuesday at Binghamton, pitching 0.2IP (0H, 2R/ER, 2BB) ... made collegiate debut in series opener against Columbia (4/4), where he failed to generate an out after allowing 4R/ER on 1H with 1BB.

► A native of Neenah, Wis., is fourth Wisconsin native to play baseball at Cornell, joining former infielders **THOMAS BOETTCHER** (1970-72 — Madison, Wis.) and **CURT STAUTZ** (1979 — Madison, Wis.), and right-handed pitcher **JONATHAN ZACHARIAS** (2019-22 — Green Bay, Wis.).

LAST FIVE OUTINGS	IP	H	R	ER	BB	SO
4/4 (G1) at Columbia	0.0	1	4	4	1	0
4/29 at Binghamton	0.2	0	2	2	2	0
—	—	—	—	—	—	—
—	—	—	—	—	—	—
—	—	—	—	—	—	—
TOTALS (0-0-0)	0.2	1	6	6	3	0

### #42 JOSH SHEA | JR. | RHP

2025: 1-1-0 | 15 G (0 GS) | 12.2 IP | 6.39 ERA | 11 SO (18.0 K%) | 5 BB (8.2 BB%)

1ST-PITCH K%: 39/61 (63.9%) 1ST BATTER EFF.: 10/15 (66.7%) IR/IRS: 26/13 (50.0% stranded) vs. LHB: .286 (4-14), 0 HR  
LAST WIN: 3/29/25 vs. Brown LAST LOSS: 4/29/25 at Binghamton LAST SAVE: — vs. RHB: .366 (15-41), 2 HR

► Ended as the losing pitcher in Tuesday's rain-shortened contest at Binghamton, after pitching 1.0IP (4H, 4R/ER, 2K) ... also allowed both inherited runners to score on three-run home run to first batter he faced ... logged pair of relief outings against Dartmouth this past weekend, combining for 1.0IP (2H, 0R, 1K) ... been called out of Cornell's bullpen in three of last four games and in 10 of previous 14 games ... held opponents either hitless and/or scoreless in six of last nine outings.

► Registered action in four of Cornell's five games between 4/14 - 4/20, serving as one of three Division I pitchers with four appearances during week (UMBC's Chris Ho and UC Davis' Mason Lerma).

► Saw streak of not allowing a baserunner snapped at 3.0IP after issuing walk to first batter he faced in opener of doubleheader at Harvard (4/19) ... lone run allowed in series finale with Harvard (4/20) on an induced double play after being pulled ... 0R allowed in five of last seven outings and 1R or fewer in 14 of 15 outings.

► Mother, Beth, played tennis at Brown; uncle, Ken Katz, played tennis at Princeton ... grandmother also attended Cornell.

LAST FIVE OUTINGS	IP	H	R	ER	BB	SO
4/19 (G1) at Harvard	0.1	0	0	0	1	0
4/20 at Harvard	0.2	4	1	1	1	0
4/26 at Dartmouth	0.2	0	0	0	0	0
4/27 at Dartmouth	0.1	2	0	0	0	1
4/29 at Binghamton	1.0	4	4	4	0	2
TOTALS (0-0-0)	3.0	10	5	5	2	3

### #43 ETHAN McHUGH | JR. | RHP

2025: 0-0-0 | 1 G (0 GS) | 2.0 IP | 9.00 ERA | 2 SO (18.2 K%) | 3 BB (27.3 BB%)

1ST-PITCH K%: 3/11 (27.3%) 1ST BATTER EFF.: 1/1 (100.0%) IR/IRS: 0/0 (0.0% stranded) vs. LHB: .333 (1-3), 0 HR  
LAST WIN: — LAST LOSS: — LAST SAVE: — vs. RHB: .250 (1-4), 0 HR

► Has not appeared in any games since making collegiate debut at Binghamton (4/15), where he gave up 2R/ER on 2H in 2.0IP with 3BB and 2K.

► Joined team as walk-on in middle of 2024 ... named MVP of North Hunterdon Regional (N.J.) HS baseball team in senior year in 2022 ... received First Team All-County and Second Team All-Skyland Conference honors ... named to High Honor Roll and was member of Social Studies, Math, and Science Honor Societies ... younger brother, Connor, is on sailing team at Roger Williams University ... mother, Patricia, was member of Columbia's volleyball and basketball programs (1982-85) ... uncle, Tom McHugh, played baseball at NC State from 1982-86.

LAST FIVE OUTINGS	IP	H	R	ER	BB	SO
4/15 at Binghamton	2.0	2	2	2	3	2
—	—	—	—	—	—	—
—	—	—	—	—	—	—
—	—	—	—	—	—	—
—	—	—	—	—	—	—
TOTALS (0-0-0)	2.0	2	2	2	3	2



2025 GAME-BY-GAME PITCHING STATISTICS

DATE	OPPONENT	W/L	SCORE	IP	H	R	ER	BB	SO	2B	3B	HR	WP	BK	HBP	IBB	ERA	WHIP	BB/9	SO/9
2/21	at Duke	W	11-8	9.0	6	8	8	7	5	1	0	2	1	0	1	0	8.00	1.44	7.00	5.00
2/22	at Duke	L	2-16	8.0	13	16	16	15	6	3	0	3	1	0	1	0	12.71	2.41	11.65	5.82
2/23	at Duke	L	1-18	8.0	12	18	18	12	5	0	2	1	0	0	0	0	15.12	2.60	12.24	5.76
DUKE SERIES		1-2	14-42	25.0	31	42	42	34	16	4	2	6	2	0	2	0	15.12	2.60	12.24	5.76
3/1	at UMBC	W	8-7	10.0	10	7	5	4	11	0	0	5	0	0	2	0	12.09	2.26	9.77	6.94
3/1	at UMBC	W	16-13	7.0	6	13	12	12	10	1	0	2	2	0	2	0	12.64	2.31	10.71	7.93
UMBC SERIES		2-0	24-20	17.0	16	20	17	16	21	1	0	7	2	0	4	0	9.00	1.88	8.47	11.12
3/7	vs. Michigan State	L	2-3	8.1	6	3	2	3	5	0	0	1	0	0	1	1	10.91	2.11	9.48	7.51
3/8	vs. UAB	L	12-13	9.0	10	13	11	9	6	3	0	0	2	0	4	0	10.92	2.11	9.40	7.28
3/9	at Winthrop	L	4-10	8.0	11	10	8	4	4	4	1	0	2	0	4	0	10.69	2.08	8.82	6.95
FIRST PITCH INVITE STATS		0-3	18-26	25.1	27	26	21	16	15	7	1	1	4	0	9	1	7.46	1.70	5.68	5.33
3/15	at Towson	L	5-6	8.2	10	6	6	5	7	1	0	2	0	0	2	0	10.18	2.04	8.41	6.99
3/15	at Towson	W	18-7	8.0	10	7	7	6	7	1	0	2	1	0	2	0	9.96	2.04	8.25	7.07
3/16	at Towson	W	8-5	9.0	9	5	5	10	7	2	0	1	1	1	0	0	9.48	2.04	8.42	7.06
TOWSON SERIES		2-1	31-18	25.2	29	18	18	21	21	4	0	5	2	1	4	0	6.31	1.95	7.36	7.36
3/22	at Yale	W	13-12	10.0	7	12	12	7	8	1	0	1	4	0	4	0	9.61	1.98	8.21	7.08
3/22	at Yale	W	7-4	9.0	4	4	4	7	6	0	0	0	1	1	1	0	9.16	1.92	8.12	6.99
3/23	at Yale	L	3-9	8.0	5	9	6	9	1	0	0	1	0	0	2	0	9.00	1.91	8.25	6.60
YALE SERIES		2-1	23-25	27.0	16	25	22	23	15	1	0	2	5	1	7	0	7.33	1.44	7.67	5.00
3/29	BROWN	L	4-5	9.0	10	5	5	3	9	1	2	0	3	0	3	0	8.72	1.88	7.88	6.77
3/29	BROWN	W	9-6	9.0	6	6	5	6	4	2	0	0	0	0	3	0	8.48	1.84	7.76	6.59
3/30	BROWN	W	13-10	7.0	9	10	10	10	3	1	0	2	4	0	1	0	8.69	1.88	8.01	6.46
BROWN SERIES		2-1	26-21	25.0	25	21	20	19	16	4	2	2	7	0	7	0	7.20	1.76	6.84	5.76
4/4	at Columbia	L	1-10	8.0	14	10	8	5	5	3	0	3	2	0	3	0	8.71	1.91	7.88	6.41
4/4	at Columbia	W	7-3	9.0	4	3	3	5	8	0	0	0	0	0	0	0	8.39	1.86	7.72	6.50
4/5	at Columbia	L	9-13	8.2	9	13	13	12	8	3	0	3	1	0	1	0	8.65	1.89	7.96	6.59
COLUMBIA SERIES		1-2	17-26	25.2	27	26	24	22	21	6	0	6	3	0	4	0	8.42	1.91	7.71	7.36
4/13	PENN	L	3-4	9.0	4	4	4	5	9	0	0	1	0	0	1	0	8.42	1.84	7.81	6.71
4/13	PENN	L	4-9	9.0	13	9	8	7	7	2	1	0	5	0	1	0	8.40	1.86	7.78	6.73
4/14	PENN	L	1-16	9.0	17	16	15	7	4	5	1	2	1	1	3	0	8.70	1.90	7.74	6.60
PENN SERIES		0-3	8-29	27.0	34	29	27	19	20	7	2	3	6	1	5	0	9.00	1.96	6.33	6.67
4/15	at Binghamton	L	5-8	8.0	5	8	8	9	6	1	0	2	4	0	3	0	8.71	1.89	7.83	6.61
4/19	at Harvard	L	5-8	8.0	11	8	8	7	8	0	0	0	0	0	4	0	8.72	1.90	7.83	6.70
4/19	at Harvard	L	8-9	8.1	14	9	6	4	10	1	0	3	2	0	2	0	8.64	1.91	7.70	6.85
4/20	at Harvard	W	14-13	9.0	18	13	13	2	5	4	0	2	3	0	3	0	8.81	1.93	7.48	6.78
HARVARD SERIES		1-2	27-30	25.1	43	30	27	13	23	5	0	5	5	0	9	0	9.59	2.21	4.62	8.17
4/25	at Dartmouth	L	3-5	8.0	5	5	5	1	7	0	0	1	1	0	2	0	8.70	1.89	7.27	6.82
4/26	at Dartmouth	L	2-3	8.0	7	3	3	4	5	1	0	0	3	0	4	0	8.53	1.87	7.18	6.78
4/27	at Dartmouth	L	4-7	8.0	8	7	2	5	5	2	0	0	4	0	4	0	8.33	1.86	7.13	6.74
DARTMOUTH SERIES		0-3	9-15	24.0	20	15	10	10	17	3	0	1	8	0	10	0	3.75	1.25	3.75	6.38
4/29	at Binghamton	L	5-8	5.0	9	8	8	2	4	2	1	2	1	0	0	0	8.45	1.87	7.06	6.75
SEASON VS. BINGHAMTON		0-2	10-16	13.0	14	16	16	11	10	3	1	4	5	0	3	0	11.08	1.92	7.62	6.92
5/3	PRINCETON																			
5/3	PRINCETON																			
5/4	PRINCETON																			
PRINCETON SERIES																				
SEASON TOTALS				260.0	282	268	244	204	195	45	8	42	49	3	64	1	8.45	1.87	7.06	6.75

BIG RED STARTING PITCHER RUN SUPPORT

PLAYER	RUN		RUN SUPPORT		RUNS		RUNS		TEAM QUALITY	
	GS	SUPPORT	PER 9 IP		IN STARTS		PER START		W-L	STARTS
Carson Mayfield	10	41	6.59		55		5.50		3-7	4
Huxley Holcombe	8	36	7.15		67		8.38		4-4	3
Sam Keene	5	17	9.37		41		8.20		2-3	0
Chris Ellison	4	4	2.40		16		4.00		1-3	0
William Jaun	2	5	11.25		10		5.00		0-2	0
Noah Keller	2	0	0.00		18		9.00		1-1	0
TOTALS	26	89	6.77		179		6.88		10-16	6

BIG RED 2025 PITCHING SPLITS

	W	L	SV	G	IP	H	R	ER	HR	BB	SO	ERA	AVG
Total	11	20	6	31	260.0	282	268	244	42	204	195	8.45	.282
Home	2	4	2	6	52.0	59	50	47	5	38	36	8.13	.292
Away	9	14	4	23	190.2	207	202	184	36	154	148	8.69	.284
Neutral	0	2	0	2	17.1	16	16	13	1	12	11	6.75	.239
Day	11	18	6	29	247.0	268	252	228	38	193	185	8.31	.282
Night	0	2	0	2	13.0	14	16	16	4	11	10	11.08	.280
Starter	4	9	0	31	140.0	139	127	107	18	80	100	6.88	.267
Reliever	7	11	6	31	120.0	143	141	137	24	124	95	10.28	.299
February	1	2	0	3	25.0	31	42	42	6	34	16	15.12	.313
March	8	6	5	14	120.0	113	110	98	17	95	88	7.35	.256
April	2	12	1	14	115.0	138	116	104	19	75	91	8.14	.301
May	—	—	—	—	—	—	—	—	—	—	—	—	—

# BIG RED BATTER BRIEFS

## #1 JOHN QUINLAN | SR. | OF | S/R

2025: .228 / .373 / .351 / .724 | 2 HR | 20 RBI | 9 SB

TUE. AT BINGHAMTON: 1-3

DARTMOUTH SERIES: 1-9, HBP, 2K  
ROAD TRIP: 3-21 (.143), R, RBI, 2BB, HBP, 4K, SB

vs. LHP: .200 (5-for-25, 0 HR)  
vs. RHP: .236 (21-for-89, 2 HR)

ACTIVE HIT STREAK: 1 G, (1-3, .333)  
LAST ERROR: 8 G, 4/14/25 vs. Penn (LF)

► Went 1-for-3 in Tuesday's contest at Binghamton ... appeared in all three games last weekend at Dartmouth, making pair of starts (4/25 & 4/27) and drawing HBP as PH in ninth inning (4/26) ... went 1-for-9 in Dartmouth series with 1HBP and 2K ... three hits in 21AB (.143) on Big Red's eight-road trip (1R, 1RBI, 2BB, 1HBP, 4K, 1SB) ... slashing .167/.314/.190 with .504 OPS, 5R, 1 double, 7BB, 2HBP, 10K, 3SB over last 12 games with a plate app., dating back to beginning of series with Columbia (4/4 - 4/5).

► Saw season-opening 27-game on-base streak end last Sunday at Dartmouth after going 0-for-4 with 2K, subsequently ending his 35-game on-base streak that dated back to 2024 ... reached base at least once in 74 of last 80 games with a plate app. (92.5 percent), dating back to 2023, reaching base multiple times on 46 occasions (57.5 percent) ... slashing .307/.406/.439 with .844 OPS, 75R, 17 doubles, 3 triples, 7HR, 46RBI, 48BB, 8HBP, 66K, and going 25-of-29 on steal attempts ... has a hit in 60 of last 80 games with a plate app. (75.0 percent), which includes 29 multi-hit games and 14 multi-RBI outings.

► Unanimously named First Team All-Ivy selection in 2024 after starting in 33 games (29 in LF, four in RF) ... slashed .378/.439/.568 with 1.007 OPS, nine doubles, two triples, five home runs, 20 RBI, and stole team-leading 10 bases ... his 56 hits were tied with **KEN VEENEMA** (1977) for fifth in Cornell history, trailing **GUY LEACH** (61 in 1988), **NATHAN FORD** (59 in 2008), **ERIK RICO** (57 in 2002), and **BRIAN BILLIGEN** (2012) ... concluded year with second-highest batting average (.378) among eligible Ivy League hitters ... batted .423 in conference games, one of three Ivy League hitters (Penn's Wyatt Henseler — .438; Cornell's **MAX JENSEN** — .402) to hit .400 in contests against Ancient Eight opposition ... led Ivy League in hits in conference play (42), lone player to reach 40-hit plateau in 2024 ... had three four-hit efforts (Harvard — April 7; Penn — April 14; Yale — April 20), becoming first Cornell player since **MARSHALL YANZICK** (2012) to have at least three four-hit games in a season ... hit walk-off, two-RBI double in opening game of April 20 DH against Yale, capping latest four-hit game of season and solidifying Big Red's eight-run comeback after trailing 8-0 going into bottom of eighth ... received Ivy League Player of the Week honors on April 22 after slashing .588/.667/1.118 (1.784 OPS), going 10-for-17 with three doubles, two home runs, five RBI, three stolen bases while striking out zero times during Big Red's 3-1 week against Binghamton and Yale ... named Cornell's Academic All-Ivy selection for 2024 season.

## #2 MASON BARELA | FR. | C/INF | R/R

2025: .286 / .375 / .714 / 1.089 | 2 HR | 4 RBI | 0 SB

TUE. AT BINGHAMTON: 1-3, HR, 2RBI

DARTMOUTH SERIES: NO APPEARANCES  
ROAD TRIP: 3-11 (.273), 2R, 2HR, 4RBI, BB, 4K

vs. LHP: 1.000 (1-for-1, 0 HR)  
vs. RHP: .231 (3-for-13, 1 HR)

ACTIVE HIT STREAK: 3 G, (3-11, .273)  
LAST ERROR: 8 G without an error

► Went 1-for-3 with a two-run home run in second inning against Binghamton on Tuesday, sparking a five-run inning for Cornell ... has a HR in each of last two appearances, becoming third player (fourth instance) this season with HRs in consecutive games, joining **RYAN PORTER** (3 games — 3/15-3/23; 2 games — 4/5-4/13) and **JAKOBI DAVIS** (2 games — 4/26-4/27).

► Did not appear in any games last weekend against Dartmouth ... hit first collegiate HR with two-run HR in seventh inning against Harvard in nightcap of 4/19 DH, sparking Cornell's string of eight unanswered runs (1-for-4, 1HR, 2RBI, 1K) ... made first collegiate start against Binghamton (4/15), going 1-for-4 with 1BB, 3K ... four of first nine PAs of season came as a pinch-hitter (1-for-3, 1HBP, 1K).

► Earned four varsity letters in baseball at Jupiter HS, aiding program in winning four district titles ... nominated for 2023 Palm Beach Athlete of the Year ... named captain during senior year.

## #4 CADEN WILDMAN | JR. | OF | R/R

2025: .287 / .386 / .435 / .821 | 3 HR | 17 RBI | 8 SB

TUE. AT BINGHAMTON: DID NOT PLAY

DARTMOUTH SERIES: 3-10 (.300), R, 2B, HR, RBI, BB, 4K  
ROAD TRIP: 7-25 (.280), 5R, 2 2B, HR, 2RBI, 3BB, 10K

vs. LHP: .286 (6-for-21, 0 HR)  
vs. RHP: .287 (25-for-87, 3 HR)

ACTIVE HIT STREAK: 3 G, (3-10, .300)  
LAST ERROR: 16 G, 3/16/25 at Towson (RF)

► Did not play in Tuesday's game at Binghamton ... batted .300 (3-for-10) in last weekend's series with Dartmouth (1R, 1 double, 1HR, 1RBI, 1BB, 4K) ... registered third HR of season with two-out solo shot in fourth inning of last Saturday's contest ... batted .280 (7-for-25) on Cornell's eight-game road trip (5R, 2 doubles, 1HR, 2RBI, 3BB, 1HBP, 10K, 1SB).

► Owns team-best 15-game on-base streak, batting .327 (18-for-55) with .327/.415/.509 slash line, .924 OPS, four doubles, 2HR, 11RBI, 8BB, and 4SB during span ... has reached base multiple times on nine occasions during 15-game on-base streak ... has also been on base in 21 of previous 22 contests, reaching safely multiple times on 13 instances (59.1 percent), slashing .313/.402/.446 with .848 OPS, five doubles, 2HR, 14RBI, 12BB, 1HBP, 4SH, 1SF, 7SB, and 16K.

► Dating back to start of career-high 11-game hit streak last season, has reached safely in 47 of last 55 games (85.5 percent), slashing .287/.383/.436 with .819 OPS, nine doubles, 7HR, 38RBI, 26BB, 6HBP, 7SH, and going 13-for-13 on steal attempts.

## #5 TYLER BEAULIEU | FR. | OF | R/R

2025: .000 / .000 / .000 | 0 HR | 0 RBI | 0 SB

TUE. AT BINGHAMTON: DID NOT PLAY

DARTMOUTH SERIES: NO APPEARANCES  
ROAD TRIP: NO APPEARANCES

vs. LHP: .000 (0-for-0, 0 HR)  
vs. RHP: .000 (0-for-0, 0 HR)

ACTIVE HIT STREAK: —  
LAST ERROR: 0 G

► Seeking to make collegiate debut this weekend.

► Earned four varsity letters at Episcopal Academy in Newton Square, Pa. ... earned All-Inter AC, All-Main-Line, and All-Delaware County honors on two occasions ... named captain of team during senior season ... also earned four letters in basketball, where he an All-Delaware County selection and served as captain during senior year ... received National Merit Finalists Award ... mother, Linda, played softball at Army West Point (1986-89).

## #6 KYLE MUSSER | SR. | OF | R/R

2025: .258 / .359 / .427 / .786 | 3 HR | 15 RBI | 2 SB

TUE. AT BINGHAMTON: 1-3, 2B, RBI

DARTMOUTH SERIES: 0-12, 2HBP, 4K  
ROAD TRIP: 9-33 (.273), 5R, 2 2B, 3B, HR, 6RBI, 2BB, 8K

vs. LHP: .286 (6-for-21, 2 HR)  
vs. RHP: .250 (17-for-68, 1 HR)

ACTIVE HIT STREAK: 1 G, (1-3, .333)  
LAST ERROR: 61 G without an error

► Snapped 13AB hitless streak against Binghamton on Tuesday with his second-inning RBI double (1-3, 1 double, 1RBI) ... hitless in all 12AB/14PA in last weekend's series at Dartmouth (2HBP, 4K) ... concluded eight-game road trip batting .273 (9-for-33) with 5R, 2 doubles, 1 triple, 1HR, 6RBI, 2BB, 3HBP, 8K, 1SB.

► Registered multiple hits in all three games in series against Harvard (4/19-4/20), batting .571 (8-for-14) against Crimson (3R, 1 double, 1 triple, 1HR, 5RBI, 1BB, 1HBP, 1K), which included posting a pair of three-hit games in opener (3-for-4, 1 double, 2RBI, 1BB, 1SB) and series finale (3-for-5, 2R, 1RBI, 1HBP) ... hit a triple and home run in nightcap of 4/19 DH (2-for-5, 1R, 3B, HR, 2RBI) ... ninth-inning RBI single in series finale proved to drive in game-winning run.

## #8 LUKE JOHNSON | SO. | INF | R/R

2025: .208 / .269 / .403 / .672 | 4 HR | 10 RBI | 2 SB

TUE. AT BINGHAMTON: 0-2, R, BB, SO

DARTMOUTH SERIES: 4-10 (.400), 2R, 2HR, 4RBI, BB, K  
ROAD TRIP: 6-15 (.353), 4R, 2B, 2HR, 4RBI, 2BB, 4K

vs. LHP: .318 (7-for-22, 1 HR)  
vs. RHP: .160 (8-for-50, 3 HR)

ACTIVE HIT STREAK: 0 G, (0-2)  
LAST ERROR: 1 G, 4/27/25 at Dartmouth (3B)

► Went 0-for-2 (1R, 1BB, 1K) against Binghamton on Tuesday ... led team with .400 batting average (4-for-10) in last weekend's series at Dartmouth (2HR, 4RBI, 1BB, 1K) ... went 3-for-4 with a home run and 2RBI in series finale against Big Green, marking his second career three-hit game (4/20/24 vs. Yale — 3-for-5, 1 double) ... batted .353 (6-for-17) on the Big Red's eight-game road trip (4R, 1 double, 2HR, 4RBI, 2BB, 4K).

► Following 1-for-19 (.053) stretch between 3/7 and first game of 4/4 DH, is batting .281 (9-for-32) with 6R, 1 double, 3HR, 5RBI, 3BB, 1SB, 8K, and has at least one hit in six of last nine games with a plate app. ... returned to lineup as defensive replacement in nightcap of 3/29 DH against Brown after missing seven games due to injury sustained in opening game of 3/15 DH at Towson.

► Older brother, Spencer, is a senior right-handed pitcher at George Fox University, an Oregon-based Division III institution ... father, Craig, played collegiate tennis at Pepperdine (1989-93) before playing professionally and earned ranking as high as No. 287 ... mother, Michelle, played collegiate tennis at Notre Dame ... great-grandfather and great-grandmother (1929), great-uncle (1956), grandfather (1957), grandmother (1958), and aunt (1986) are all Cornell graduates.

## BIG RED BATTER BRIEFS

### #11 MATTHEW WALTERS | JR. | OF | R/R

2025: .000 / .000 / .000 / .000 | 0 HR | 0 RBI | 0 SB

SUN. AT DARTMOUTH: DID NOT PLAY

DARTMOUTH SERIES: NO APPEARANCES

vs. LHP: .000 (0-for-0, 0 HR)

ACTIVE HIT STREAK: 0 G, (0-3)

ROAD TRIP: NO APPEARANCES

vs. RHP: .000 (0-for-0, 0 HR)

LAST ERROR: 2 G without an error

▶ Seeking first appearance since registering lone start of collegiate career at Booth Field against Princeton (4/22/23) ... also vying for first collegiate base hit after going 0-for-3 in three plate appearances in 2023.

▶ Four-year letterwinner in baseball at Granbury HS ... team MVP and Academic All-State Elite selection in 2022 ... earned First Team All-District honors following 2021 season, and was named Team Offensive MVP of Granbury team that won Bi-District 5-5A championship ... named Newcomer of the Year after recording school's stolen base record in 2019 ... also earned three letters in swimming, where he was a two-time all-state swimmer (2020, 2021) ... five-time Academic All-District selection (twice in baseball, three times in swimming).

### #12 RYAN PORTER | SR. | OF/RHP | R/R

2025: .315 / .365 / .618 / .983 | 6 HR | 21 RBI | 2 SB

TUE. AT BINGHAMTON: 1-3, RBI

DARTMOUTH SERIES: 1-8, 5K

vs. LHP: .286 (4-for-14, 1 HR)

ACTIVE HIT STREAK: 1 G (1-3, .333)

ROAD TRIP: 5-22 (.227), 4R, 2 2B, 2RBI, 3BB, 9K

vs. RHP: .320 (24-for-75, 5 HR)

LAST ERROR: 20 G, 3/9/25 at Winthrop (P)

▶ **ACCOLADES:** Named Ivy League Player of the Week (March 17) after going 7-for-11 (.636) with 4R, 1 double, 3HR, 9RBI ... logged first career multi-HR game and tied Cornell's single-game RBI record (8) in nightcap of 3/15 DH at Towson.

▶ Went 1-for-3 with an RBI single in Tuesday's game at Binghamton ... had 1H in 8AB in last weekend's series at Dartmouth, concluding weekend going hitless in last 6AB/PA ... hit for a .211 clip (5-for-22) on current road trip with 4R, 2 doubles, 2RBI, 3BB, 9K.

▶ Fifteen of 28H on year have gone for extra bases (nine doubles, 6HR) ... owns team lead in XBH by one (14, **MARK QUATRANI** - 10 doubles, 4HR).

▶ Despite going hitless in last 7AB of series with Penn, has at least one hit in 14 of previous 20 games and has reached safely in 16 of those contests, slashing .316/.357/.646 during span with 1.003 OPS (eight doubles, 6HR, 19RBI, 3BB, 2HBP, and 27K).

▶ Leads all qualified Ivy League hitters with his .618 slugging percentage, five points ahead of Columbia's Sam Miller (.613) ... owns team lead in numerous batting categories, including home runs (6), RBI (21), slugging percentage (.618), OPS (.983)

### #15 OWEN CARLSON | SO. | INF | L/R

2025: .276 / .368 / .314 / .682 | 0 HR | 12 RBI | 0 SB

TUE. AT BINGHAMTON: 2-3, R

DARTMOUTH SERIES: 3-11 (.273), 2BB, 3K

vs. LHP: .192 (5-for-26, 0 HR)

ACTIVE HIT STREAK: 1 G (2-3, .667)

ROAD TRIP: 10-31 (.323), 4R, 4RBI, 5BB, 4K

vs. RHP: .304 (24-for-79, 0 HR)

LAST ERROR: 25 G, 3/1/25 (G1) at UMBC (2B)

▶ Went 2-for-3 and scored a run on Tuesday against Binghamton ... batted .273 (3-for-11) in last weekend's series at Dartmouth with 2BB, 3K ... hit .323 (10-for-31) during Big Red's eight-game road trip (4R, 4RBI, 5BB, 4K).

▶ Saw his career-long 13-game on-base streak snapped after going 0-for-3 in series finale against Penn (4/14) ... career-high six-game hit streak halted in nightcap of 4/4 DH at Columbia after going 0-for-4 with HBP ... reached safely in 21 of last 22 games (95.5 percent) and in 27 of his 29 appearances on season (93.1 percent) ... registered at least one hit in 21 of 29 games (72.4 percent) on season.

▶ Enters this weekend with 20H across his last 19 games, with at least one base knock in 15 contests (78.9 percent) ... slashing .286/.386/.343 during span with .728 OPS, two doubles, one triple, 8RBI, 11BB, 1HBP, 1SH, 1SF, 10K.

### #18 TJ SWIDORSKI | JR. | INF/RHP | R/R

2025: .313 / .371 / .531 / .902 | 1 HR | 8 RBI | 0 SB

TUE. AT BINGHAMTON: DID NOT PLAY

DARTMOUTH SERIES: NO PLATE APPEARANCES

vs. LHP: .222 (2-for-9, 0 HR)

ACTIVE HIT STREAK: 1 G (2-5, .400)

ROAD TRIP: 7-18 (.389), 4R, 2 2B, HR, 5RBI, 4K

vs. RHP: .348 (8-for-23, 1 HR)

LAST ERROR: 2 G, 4/19/25 at Harvard (3B)

▶ Did not play in Tuesday's game at Binghamton ... also did not have any plate appearances in last weekend's series at Dartmouth, as lone appearance came as relief pitcher in series finale last Sunday ... batted .308 (4-for-13) in three-game series at Harvard (4/19-4/20) with 3R, 1 double, 3RBI, and 4K ... had three multi-hit games in five appearances on road trip, leading to .389/.389/.667 slash line with 1.056 OPS, 4R, 2 doubles, 1HR, 5RBI.

▶ Started at either 3B or been the DH in five of Big Red's last 11 games ... opened road trip with 3-for-5 effort with 1 double, 1HR, 2RBI against Binghamton (4/15), where he hit solo home run in fourth inning for second career blast and first HR in 117AB (2/23/23 at James Madison) ... second career three-hit game, joining 3-for-6 outing with 3R and 1 double at Brown (5/4/24).

### #19 MARK QUATRANI | SO. | C | R/R

2025: .333 / .446 / .517 / .963 | 4 HR | 20 RBI | 1 SB

TUE. AT BINGHAMTON: 1-3, RBI

DARTMOUTH SERIES: 4-12 (.333), 2B, BB, 5K

vs. LHP: .200 (4-for-20, 0 HR)

ACTIVE HIT STREAK: 2 G (2-7, .286)

ROAD TRIP: 10-27 (.370), 7R, 3 2B, HR, 2RBI, 5BB, 2HBP, 7K

vs. RHP: .360 (36-for-100, 4 HR)

LAST ERROR: 32 G, 5/20/24 vs. Penn (C)

▶ Went 1-for-3 with an RBI single against Binghamton on Tuesday ... batted .333 (4-for-12) in last weekend's series at Dartmouth (1 double, 1BB, 5K) ... opened series against Big Green going 3-for-4 performance (1 double) for fourth three-hit game of season and his third game in April with three-plus hits.

▶ Hitting team-best .367 (11-for-30) on eight-game road trip, slashing .367/.486/.567 slash line with 1.053 OPS (3 doubles, 1HR, 2RBI, 5BB, 2HBP, and 7K) ... opened road swing with 3-for-4 effort at Binghamton (4/15) with 2R, 1HR, 1RBI, 1BB, 1SO ... eighth-inning solo home run at Binghamton, which trimmed Big Red's deficit to 8-5, was his 15th career home run, tying **JOHN DeMAYO** (1979-82), **MIKE KALFOPOULOS** (1982-85), and **MAX JENSEN** (2022-Pres.) for 12th-most home runs in Big Red program history.

▶ Since going 0-for-5 in nightcap of 3/22 DH at Yale, has reached safely in 17 of last 18 games (94.4 percent) and has a hit in 15 games during span (83.3 percent), slashing .373/.463/.552 with 1.016 OPS, six doubles, 2HR, 10RBI, 7BB, 6HBP, and 12K ... successfully reached safely in 28 of 31 games on season (90.3 percent) and in 54 of 60 career games with a plate app. (90.0 percent) ... reached base multiple times on 41 occasions (68.3 percent), including in 19 of 31 games this season (61.3 percent).

▶ After starting season hitless in first 11AB/12PA, hitting .367 (40-for-109) with .367/.478/.569 slash line, 1.047 OPS, 25R, 10 doubles, 4HR, 20RBI, 13BB, 12HBP, and 20K.

▶ Owns team lead with 40H, nine more than second-place holders, **KEVIN HAGER** and **CADEN WILDMAN** (31) ... also paces team in batting average (.333), doubles (10), and HBP (12) ... 12 HBP are tied with **RANDY KOCH** (1992), **VINNIE SANTO** (2002), **SETH GORDON** (2006), and **DALE WICKHAM** (2018) for third-most HBPs in single season; three HBP away from tying **MARLIN McPHAIL** (1979) for single-season record ... 23 career HBP stands as fifth-highest total in Big Red program history, six shy of tying **BRIAN BILLIGEN** (2009-12) for program record.

▶ Named Ivy League Rookie of the Year in 2024, becoming third Cornell player to earn honor (**BILL WALKENBACH** - 1995; **KELLEN URBON** - 2012) ... also received First Team All-Ivy honors, serving as lone freshman to earn distinction ... sixth Cornell freshman named First Team All-EIBL or All-Ivy since 1976 — first year freshman were eligible to play on varsity team — joining **GREG MYERS** (1979), **JOHN DeGIOVANNI** (1980), **Walkenbach** (1995), **JUSTIN MILO** (2007), and **Urbon** (2012).

▶ Started 29 of 30 appearances (20 starts at C, nine as DH) while finishing season with .362/.492/.714 slash line and 1.231 OPS with two doubles, one triple, 11 home runs, and 43 RBI ... 11 HR were most by Cornell freshman in program history ... became fourth Big Red player to hit 10-plus HR in season, joining **CHRIS CRUZ** (12 in 2012), **ERIC KIRBY** (11 in 1995), and **ERIK RICO** (11 in 2002) ... 43 RBI tied **GUY LEACH** (1988) for second-most in program history, two shy of **PETE WATZKA**'s program record (45 in 1971) ... fifth-highest on-base percentage (.492) by Cornell player with at least 80 ABs ... .714 slugging percentage marked second time in program history a player had at least a .700 slugging percentage (min. 80 ABs), only trailing Rico's .768 figure in 2002.

▶ Finished within top 10 among Ivy League hitters in OBP and OPS (2nd), batting average and slugging percentage (3rd), home runs and RBI (T-5th), and hit by pitches (T-6th) ... drove in Ivy League-leading 30 RBI in conference games and hit seven of 11 HR against Ancient Eight opponents, tied for third-most in league.

## BIG RED BATTER BRIEFS

### #20 KEVIN HAGER | SO. | INF | R/R

2025: .277 / .408 / .393 / .801 | 2 HR | 19 RBI | 2 SB

TUE. AT BINGHAMTON: 0-2, R, BB

DARTMOUTH SERIES: 2-10 (.200), R, 2RBI, 2BB, 2K

vs. LHP: .421 (8-for-19, 1 HR)

ACTIVE HIT STREAK: 0 G (0-2)

ROAD TRIP: 5-31 (.161), 5R, 3RBI, 3BB, 2HBP, 5K, 1SB

vs. RHP: .247 (23-for-93, 1 HR)

LAST ERROR: 1 G, 4/27/25 at Dartmouth (SS)

► **WATCH LIST:** Named to Brooks Wallace Award Watch List on 4/18, comprised of the top 100 shortstops in collegiate baseball ... award is presented annually to top shortstop in collegiate baseball.

► **ACCOLADES:** Received Ivy League Player of the Week honors (2/24) after igniting Cornell to season-opening upset victory over No. 17-ranked Duke (2/21) ... third-inning leadoff HR was first of 10 unanswered runs scored Cornell in its 11-8 win ... batted .500 (3-for-6) with 1HR and 2RBI while leading team with 4R and drawing 3HBP.

► Went 0-for-2 (1R, 1BB) on Tuesday at Binghamton ... batted .200 (2-for-10) in last weekend's series at Dartmouth (1R, 2RBI, 2BB, 2K) ... had .161 (5-for-31) on eight-game road trip (5R, 3RBI, 3BB, 2HBP, 5K, 1SB).

► Reached safely in each of last 11 games with .186/.286/.233 slash line, .518 OPS, 6R, 2 doubles, 4RBI, 3BB, 3HBP, 7K ... has also reached in 26 of last 27 games (96.3 percent), slashing .277/.405/.376 with .781 OPS, 23R, seven doubles, 1HR, 17RBI, 16BB, 7HBP, and 16K ... been on base in 29 of 31 games this season (93.5 percent) and in 47 of 54 career games with a plate app. (87.0 percent).

► Started 21 of 23 appearances last season, all of which came at SS ... batted .241 with 1 double, 4HR, and 12RBI ... six of 12 RBI came in Ivy League Tournament, earning spot on All-Tournament team ... concluded campaign on season-high five-game hit streak ... posted first collegiate XBH (RBI double) against Richmond (March 16) ... registered first collegiate HR — first of three consecutive Cornell HRs — against Dartmouth in nightcap of 3/30 DH ... other three HR came against Penn on 4/14 in regular season and 5/19 and 5/20 in Ivy League Tournament ... committed four errors in 92 fielding chances (.957 fielding percentage) ... brother, **FRANK JR.**, played baseball at Cornell for four years (2009-12) before serving as an assistant coach for seven years (2016-22).

### #22 JAKOBI DAVIS | SR. | OF | L/L

2025: .245 / .385 / .425 / .810 | 5 HR | 18 RBI | 9 SB

TUE. AT BINGHAMTON: 0-2, BB

DARTMOUTH SERIES: 4-11 (.364), 3R, 2HR, 2RBI, BB, 2K, SB

vs. LHP: .391 (9-for-23, 3 HR)

ACTIVE HIT STREAK: 0 G (0-2)

ROAD TRIP: 7-25 (.280), 5R, 3HR, 7RBI, 6BB, 6K, 3SF, 2SB

vs. RHP: .205 (17-for-83, 2 HR)

LAST ERROR: 81 G, 4/8/23 vs. Brown (CF)

► Went 0-for-2 with a walk in Tuesday's game at Binghamton ... batted .364 (4-for-11) in last weekend's series at Dartmouth (3R, 2HR, 2RBI, 1BB, 2K, 1SB) ... had HR in final two games of series against Big Green, marking first time in collegiate career he hit home runs in consecutive games.

► Hit leadoff in series finale against Harvard (4/20) for first time since 3/4/23 vs. Purdue Fort Wayne ... hit leadoff HR, becoming sixth Big Red player since 2002 to accomplish feat, joining **SETH GORDON** (4/28/04 vs. Siena), **BRIAN BILLIGEN** (3/22/11 at James Madison), **ELLIS BITAR** (4/24/16 at Penn), **ADAM SAKS** (4/19/19 at Harvard), and **WILS GUY** (3/25/22 vs. Harvard).

► Batted .280 (7-for-25) on eight-game road trip after going 0-for-3 (1RBI, 2BB, 2K) to begin road swing at Binghamton (4/15) ... has a HR in three of last five games ... reached safely in 27 of 31 games this season (87.1 percent) and reached safely multiple times on 16 occasions this season (51.6 percent) ... over last 38 games, dating back to last season, has reached safely in 34 games (89.5 percent) and is slashing .260/.388/.427 with .815 OPS, 25R, three doubles, two triples, 5HR, 21RBI, 29BB, 1HBP, 1SH, 4SF, and has gone 11-for-12 on steal attempts.

► All 35 of appearances in 2024 were starts in CF ... batted .265 with four doubles, two triples, 3HR, and 14RBI ... successful on five of seven steal attempts ... went 3-4 against Penn (April 14), matching single-game high for hits ... recorded both triples on road against James Madison (March 3) and Brown (May 4) ... two of three HR occurred at Booth Field; first HR was final blast of three consecutive HR hit against Dartmouth in nightcap of March 30 twin bill ... did not register an error in his 71 fielding opportunities.

### #23 JAYDEN SHIN | FR. | INF | L/R

2025: .000 / .000 / .000 / .000 | 0 HR | 0 RBI | 0 SB

TUE. AT BINGHAMTON: DID NOT PLAY

DARTMOUTH SERIES: NO APPEARANCES

vs. LHP: .000 (0-for-0, 0 HR)

ACTIVE HIT STREAK: 0 G (0-1)

ROAD TRIP: NO APPEARANCES

vs. RHP: .000 (0-for-1, 0 HR)

LAST ERROR: 1 G without error

► Has not appeared in any games in each of last four Ivy League weekend series ... made collegiate debut in nightcap of 3/29 DH against Brown, striking out in lone plate appearance during pinch-hit situation ... stayed in game and played first base during seventh inning.

► Earned four varsity letters in baseball at Hopewell Valley HS ... two-time Carpenter Cup Team, First Team All-Conference and All-Area selection (2023, 2024) ... also received two letters in basketball, where he was named Most Improved Player in 2023 and awarded team's Hustle Award in 2024 ... member of National Honor Society and Leadership Corps ... served as class treasurer and was president of Turn 2 Club.

### #30 WILLIAM JAUN | SR. | 1B/LHP | L/L

2025: .250 / .340 / .318 / .658 | 0 HR | 7 RBI | 0 SB

TUE. AT BINGHAMTON: NO PAs

DARTMOUTH SERIES: 0-4, 2BB, 3K

vs. LHP: .750 (3-for-4, 0 HR)

ACTIVE HIT STREAK: 0 G (0-15)

ROAD TRIP: 0-4, 2BB, 3K

vs. RHP: .200 (8-for-40, 0 HR)

LAST ERROR: 11 G, 3/29/24 vs. Brown (1B)

► Did not having any plate appearances in Tuesday's game at Binghamton, where he was named Big Red's starting pitcher ... went 0-for-4 in last weekend's series at Dartmouth (2BB, 3K) ... hitless in last 15AB/18PA (2BB, 1HBP), dating back to nightcap of 4/4 DH at Columbia ... batted .333 (3-12) in series with Columbia with 1R, 1 double, 3RBI, 1HBP, and 2K ... went 3-for-4 in latter game of DH with Lions, having a double and career-high 3RBI ... three-hit performance was second such game of collegiate career, joining 3-for-4 outing with 1 double, 1RBI, 1BB, 1K against Yale (3/22).

► Has made 10 relief appearances out of Big Red bullpen on season, which includes registering saves in latter games of doubleheaders against UMBC (3/1) and Brown (3/29).

► Registered 19AB over first month of 2024 before sustaining injury that forced him out of action for a month ... went 3-for-19 at plate, recording a double (Georgia Tech - 2/24) and RBI (Georgetown - 3/10) ... father, Gregory, played four years of baseball at Notre Dame (1980-83) ... brother, Eric, was outfielder at Babson (2016-19).

### #31 RYAN DILLON | FR. | C | R/R

2025: .000 / .000 / .000 / .000 | 0 HR | 0 RBI | 0 SB

TUE. AT BINGHAMTON: DID NOT PLAY

DARTMOUTH SERIES: NO APPEARANCES

vs. LHP: .000 (0-for-1, 0 HR)

ACTIVE HIT STREAK: 0 G (0-3)

ROAD TRIP: NO APPEARANCES

vs. RHP: .000 (0-for-2, 0 HR)

LAST ERROR: 2 G without error

► Has not played in any of last 14 games ... last appearance came in nightcap of 3/29 DH against Brown, where he made first collegiate start (caught and batted 9th) ... went 0-for-2 with 1K before being pulled ... action was first time appearing in game since serving as PH in ninth inning at No. 17-ranked Duke (2/23).

► Earned four varsity letters in baseball at Marlborough HS, where he was a three-year captain and named Team MVP on three occasions ... named to *Worcester Telegram & Gazette* All-Star team in 2024 ... three-time honoree to Mid-Wach All-Star teams, earning second-team honors in 2022 and first-team honors in 2023 and 2024, and was named league MVP in 2024 ... received Preseason All-American honorable mention honors from Perfect Game in 2023 (underclassmen) and 2024 ... member of National Honor and Business Honor Societies ... volunteered with Unified Basketball and Best Buddies for all four years of high school ... played travel baseball for four years with the Nokona Chiefs.

### #41 JACKSON MARKO | JR. | C | R/R

2025: .000 / .000 / .000 / .000 | 0 HR | 0 RBI | 0 SB

TUE. AT BINGHAMTON: DID NOT PLAY

DARTMOUTH SERIES: NO APPEARANCES

vs. LHP: .000 (0-for-0, 0 HR)

ACTIVE HIT STREAK: —

ROAD TRIP: NO APPEARANCES

vs. RHP: .000 (0-for-0, 0 HR)

LAST ERROR: 0 G

► Seeking to make collegiate debut ... did not appear in any games in 2024 after joining team as a walk-on.

► Played two years of baseball at Christian Brothers Academy in Syracuse, N.Y., where he was a sectional champion in 2021, along with earning two league titles in 2021 and 2022 ... named team captain in 2022 and received John P. Durkin Award for sportsmanship, leadership, and character ... member of National Honor Society and was awarded Distinguished Senior Award ... member of Dean's List at Cornell.



2025 BIG RED HOME RUNS

PLAYER	HR	vL	vR	ROAD/		RUNNERS ON				OUTS			TIED	GO	DIRECTION					TEAM	LAST HR			ABS
				HOME	NEUTRAL	0	1	2	3	0	1	2			LF	LC	CF	RC	RF		DATE	OPPONENT	PITCHER	
Mason Barela	2	—	2	—	2	—	2	—	—	1	—	1	—	1	2	—	—	—	—	0-2	4/29/25	Binghamton	Bouchard	2
Tyler Beaulieu	—	—	—	—	—	—	—	—	—	—	—	—	—	—	—	—	—	—	—	—	—	—	—	—
Owen Carlson	—	—	—	—	—	—	—	—	—	—	—	—	—	—	—	—	—	—	—	—	5/1/24	Binghamton	Sajeski	108
Jakobi Davis	5	3	2	—	5	4	1	—	—	4	1	—	1	2	—	—	—	1	4	2-3	4/27/25	Dartmouth	Lee	2
Ryan Dillon	—	—	—	—	—	—	—	—	—	—	—	—	—	—	—	—	—	—	—	—	—	—	—	—
Kevin Hager	2	1	1	—	2	2	—	—	—	1	1	—	—	1	2	—	—	—	—	2-0	3/15/25 <sup>(G2)</sup>	Towson	Whiteman	80
William Jaun	—	—	—	—	—	—	—	—	—	—	—	—	—	—	—	—	—	—	—	—	—	—	—	—
Max Jensen	5	1	4	1	4	4	—	1	—	4	1	—	—	—	1	1	—	—	3	4-0	3/28/25 <sup>(G2)</sup>	Brown	Keel	0
Luke Johnson	4	—	3	1	3	3	—	1	—	3	1	—	—	2	4	—	—	—	—	1-3	4/27/25	Dartmouth	Lee	2
Jackson Marko	—	—	—	—	—	—	—	—	—	—	—	—	—	—	—	—	—	—	—	—	—	—	—	—
Kyle Musser	3	2	1	1	2	1	2	—	—	1	1	1	—	1	2	1	—	—	—	1-2	4/19/25 <sup>(G2)</sup>	Harvard	Bergsma	21
Ryan Porter	6	1	5	1	5	3	1	1	1	2	3	1	1	1	5	—	—	1	—	3-2	4/13/25 <sup>(G1)</sup>	Penn	Coyne	31
Mark Quatrani	4	—	4	1	3	1	2	1	—	2	2	—	—	2	1	1	1	1	—	1-3	4/15/25	Binghamton	Griffith	26
John Quinlan	2	—	2	—	2	1	1	—	—	1	—	1	—	1	—	1	—	1	—	1-1	3/16/25	Towson	DeProspero	63
Jayden Shin	—	—	—	—	—	—	—	—	—	—	—	—	—	—	—	—	—	—	—	—	—	—	—	—
TJ Swidorski	1	—	1	—	1	1	—	—	—	—	1	—	—	—	—	—	—	—	1	0-1	4/15/25	Binghamton	Packard	16
Beck Urofsky	—	—	—	—	—	—	—	—	—	—	—	—	—	—	—	—	—	—	—	—	—	—	—	—
Matthew Walters	—	—	—	—	—	—	—	—	—	—	—	—	—	—	—	—	—	—	—	—	—	—	—	—
Caden Wildman	3	—	3	1	2	2	1	—	—	—	2	1	1	1	3	—	—	—	—	1-2	4/26/25	Dartmouth	Albert	5

2-HR GAMES (2)

PLAYER (CAREER NO.) DATE / OPP

Max Jensen (1) 3/1 (G2) at UMBC  
Ryan Porter (1) 3/15 (G2) at TOW

GRAND SLAMS (1)

PLAYER (CAREER NO.) DATE / OPP

Ryan Porter (1) 3/15 (G2) at TOW

LEADOFF HR (1)

PLAYER (CAREER NO.) DATE / OPP

Jakobi Davis (1) 4/20 at HAR

INSIDE-THE-PARK (0)

PLAYER (CAREER NO.) DATE / OPP

3-HR GAMES (0)

PLAYER (CAREER NO.) DATE / OPP

PINCH-HIT HR (0)

PLAYER (CAREER NO.) DATE / OPP

WALK-OFF HR (0)

PLAYER (CAREER NO.) DATE / OPP

BACK-TO-BACK (1)

PLAYERS DATE / OPP

J.Davis / L.Johnson 4/27 at DART

BIG RED MISCELLANEOUS BATTING

PLAYER	MULTI-HIT GAMES						MULTI-RBI GAMES						HIT STREAKS				CAREER HIGH		HITS	
	2	3	4	5+	TOTAL	CAREER	2	3	4	5+	TOTAL	CAREER	5-9	10-14	15+	ACTIVE	2025 HIGH	CAREER HIGH	INFIELD	BUNT
Mason Barela	—	—	—	—	—	—	2	—	—	—	2	2	—	—	—	3	3, (4/15 - Pres.)	3, 2025	—	—
Tyler Beaulieu	—	—	—	—	—	—	—	—	—	—	—	—	—	—	—	—	—	—	2	—
Owen Carlson	6	1	—	—	7	10	—	1	—	—	1	1	2	—	—	1	6, (3/22 - 4/4)	6, 2025	2	3
Jakobi Davis	6	1	—	—	7	22	4	—	—	—	4	13	1	—	—	0	5, (3/9 - 3/22)	7, 2024-25	3	1
Ryan Dillon	—	—	—	—	—	—	—	—	—	—	—	—	—	—	—	—	—	—	—	—
Kevin Hager	6	2	—	—	8	13	2	1	1	—	4	7	1	—	—	0	5, (3/15 - 3/23)	6, 2024-25	3	—
William Jaun	1	2	—	—	3	3	1	1	—	—	2	2	—	—	—	0	3, (3/28 - Pres.)	4, 2024-25	—	—
Max Jensen	2	3	—	—	5	41	3	1	—	—	4	25	1	—	—	1	7, (3/1 - 3/15)	20, 2024-25	—	—
Luke Johnson	2	1	—	—	3	7	2	1	—	—	3	5	—	—	—	0	4, (4/13 - 4/25)	5, 2024	3	—
Jackson Marko	—	—	—	—	—	—	—	—	—	—	—	—	—	—	—	—	—	—	—	—
Kyle Musser	2	5	—	—	7	10	4	—	—	—	4	7	—	—	—	1	3, (4/19 - 4/20)	4, (2x), Last: 2024	—	—
Ryan Porter	4	3	1	—	8	20	2	1	—	1	4	13	—	—	—	1	5, (4/4 - 4/13)	5, 2025	1	—
Mark Quatrani	8	4	—	—	12	24	3	1	—	1	5	16	2	—	—	2	9, (3/23 - 4/13)	10, 2024	3	—
John Quinlan	4	1	—	—	5	32	6	2	—	—	8	15	1	1	—	1	10, (3/1 - 3/23)	10, 2025	1	3
Jayden Shin	—	—	—	—	—	—	—	—	—	—	—	—	—	—	—	—	—	—	—	—
TJ Swidorski	2	1	—	—	3	10	2	1	—	—	3	6	—	—	—	1	2, (2x), Last: (4/15 - 4/19)	3, 2023	—	1
Beck Urofsky	—	—	—	—	—	—	—	—	—	—	—	—	—	—	—	—	—	—	—	—
Matthew Walters	—	—	—	—	—	—	—	—	—	—	—	—	—	—	—	—	—	—	—	—
Caden Wildman	7	1	—	—	8	16	2	2	—	—	4	9	3	—	—	3	8, (4/4 - 4/19)	11, 2024	2	1

Bold denotes active streak

BIG RED 2025 BATTING SPLITS

	AB	R	H	2B	3B	HR	RBI	BB	SO	AVG	OBP	SLG	OPS
TOTALS	1076	207	293	59	5	37	187	152	254	.272	.381	.440	.820
Home	192	34	49	10	1	6	31	26	42	.255	.359	.411	.771
Away	811	159	223	46	4	29	142	116	191	.275	.385	.449	.834
Neutral	73	14	21	3	0	2	14	10	21	.288	.391	.411	.802
Day	1017	197	277	57	5	34	177	138	242	.272	.379	.439	.817
Night	59	10	16	2	0	3	10	14	12	.271	.411	.458	.869
February	103	14	24	5	1	2	13	12	29	.233	.350	.359	.709
March	500	122	143	30	3	19	111	89	112	.286	.410	.472	.882
April	473	71	126	24	1	16	63	51	113	.266	.355	.423	.778
May	—	—	—	—	—	—	—	—	—	—	—	—	—

BIG RED LINEUP PRODUCTION

	AB	R	H	2B	3B	HR	RBI	BB	SO	AVG	OBP	SLG	OPS
1st	128	26	31	6	1	3	22	24	29	.242	.369	.375	.744
2nd	129	24	30	6	2	5	22	19	23	.233	.363	.426	.789
3rd	127	22	42	8	0	6	25	12	26	.331	.424	.535	.959
4th	120	27	31	8	0	3	12	17	24	.258	.381	.400	.781
5th	122	18	27	10	0	1	14	12	39	.221	.317	.328	.644
6th	111	27	36	6	1	4	22	24	26	.324	.453	.505	.958
7th	113	24	36	8	1	8	33	15	28	.319	.415	.619	1.034
8th	115	22	36	3	0	3	21	14	30	.313	.389	.417	.807
9th	111	17	24	4	0	4	15	15	29	.216	.313	.360	.673

DAILY BATTING LOGS

PLAYER	4/4 (1) at COL	4/4 (2) at COL	4/5 at COL	4/13 (1) vs. PENN	4/13 (2) vs. PENN	4/14 vs. PENN	4/15 at BING	4/19 (1) at HAR	4/19 (2) at HAR	4/20 at HAR	4/25 at DART	4/26 at DART	4/27 at DART	4/29 at BING
Mason Barela							k1wkk		ko4c					4oo
Tyler Beaulieu														
Owen Carlson	1ow	oohoo	w2ook	1wooo	o1k1	ooc	oowww	1oooo	oek1o	1o11o	k1ow	1o1k	kcwoo	11o
Jakobi Davis	ooo	kkok	1kok	2o1k	1koc	kook	kowwk	F1ow	kwkF	4ooFo1	kkooo	ow4o	11o4	oow
Ryan Dillon														
Kevin Hager	o1do	o1w2o	Fkkeo	od2k2	oooh	k1oo	oooo1	kooo1	oooho	ko1hok	ow1o	kwoo	oko1	woo
William Jaun	ood	112oh	kooko	oooo		o						kkk	wow	
Max Jensen														
Luke Johnson	okk	k1ko	ooow		oo4o	1okk				k12ko	oc4w	oco	11k4	wko
Jackson Marko														
Kyle Musser					11o1	4kok	kokwo	w21o1	k3o4o	oo1h11	kkkhd	ooko	ocdoh	o2k
Ryan Porter	e1o	12okk	oo4k	ho42	2dkk	koko		1k2ok	kokw	2owwo	k1kk	kko	o	o1o
Mark Quatrani	1ooo	hkdo1	2o1w1	h1ok1	o1ko	wkoo	w1k14	wokoo	woo1o	hw22ho	121k	kkko	1kowc	o1o
John Quinlan	oowd	wo1ho	k2oww	kkwkk	oo1k	o1oo	owwook	k1ooo			oooo1	h	ookk	o1o
Jayden Shin														
TJ Swidorski	k			wooo			24d1o	1ok1	okkc	1ok2o				
Beck Urofsky														
Matthew Walters														
Caden Wildman	wdeo	1oc1c	1k12o	cw1ok	4doo	w1w1	1oewk	koo21	1kwb	kokhk	bo2o	k4ok	wkk1	

KEY: 1-Single, 2-Double, 3-Triple, 4-Home Run, o-Out, k-Strikeout, w-Walk, W-Int. Walk, h-Hit by Pitch, e-Reached on Error, b-Sac Bunt, F-Sac Fly, c-Fielder's Choice, d-Double Play;  
NOTE: Shading denotes started game; read left-to-right for first-to-last AB.

BIG RED W-L RECORD BY LINEUP CARD

PLAYER	BATTING ORDER (STARTS)									BY POSITION (STARTS)								
	1ST	2ND	3RD	4TH	5TH	6TH	7TH	8TH	9TH	C	1B	2B	3B	SS	LF	CF	RF	DH
Mason Barela	—	—	—	—	—	0-1	—	0-1	0-1	0-3	—	—	—	—	—	—	—	—
Tyler Beaulieu	—	—	—	—	—	—	—	—	—	—	—	—	—	—	—	—	—	—
Owen Carlson	0-4	1-3	—	—	—	—	1-3	3-6	5-3	—	—	10-19	—	—	—	—	—	—
Jakobi Davis	1-1	—	—	—	2-1	6-6	0-3	2-7	0-2	—	—	—	—	—	—	11-20	—	—
Ryan Dillon	—	—	—	—	—	—	—	—	1-0	1-0	—	—	—	—	—	—	—	—
Kevin Hager	—	0-1	—	8-9	0-2	0-5	3-3	—	—	—	—	—	—	11-20	—	—	—	—
William Jaun	—	—	—	—	1-2	1-3	2-2	—	—	—	4-5	—	—	—	—	—	—	0-2
Max Jensen	—	6-3	3-5	—	—	—	—	—	—	—	3-5	—	6-3	—	—	—	—	—
Luke Johnson	—	—	—	—	—	—	—	0-1	5-12	—	—	—	5-13	—	—	—	—	—
Jackson Marko	—	—	—	—	—	—	—	—	—	—	—	—	—	—	—	—	—	—
Kyle Musser	—	4-12	0-1	—	3-1	0-1	—	—	—	—	4-10	—	—	—	—	—	—	3-5
Ryan Porter	—	—	0-1	0-1	2-3	1-3	4-6	—	—	—	—	—	—	—	1-2	—	0-2	6-10
Mark Quatrani	—	—	8-13	3-7	—	—	—	—	—	10-17	—	—	—	—	—	—	—	1-3
John Quinlan	10-15	0-1	—	—	—	—	0-1	0-1	—	—	—	—	—	—	10-18	—	—	—
Jayden Shin	—	—	—	—	—	—	—	—	—	—	—	—	—	—	—	—	—	—
TJ Swidorski	—	—	—	—	—	0-1	1-1	1-1	0-2	—	—	1-1	0-4	—	—	—	—	1-0
Beck Urofsky	—	—	—	—	—	—	—	—	—	—	—	—	—	—	—	—	—	—
Matthew Walters	—	—	—	—	—	—	—	—	—	—	—	—	—	—	—	—	—	—
Caden Wildman	—	—	—	0-3	3-11	3-0	0-1	5-3	—	—	—	—	—	—	—	—	11-18	—

RUNS BY INNING

	1	2	3	4	5	6	7	8	9	10	11	12	13	14	15	TOTAL
BIG RED	18	23	22	22	23	40	27	27	3	2	—	—	—	—	—	207
OPPONENTS	19	31	34	18	44	29	37	34	22	0	—	—	—	—	—	268
DIFFERENCE	-1	-9	-12	+4	-21	+11	-10	-7	-19	+2	—	—	—	—	—	-61

VICTORY MARGIN

	1	2	3	4	5	6	7	8	9	10	11	12	13	14	15+
BIG RED	3	—	6	1	—	—	—	—	—	—	1	—	—	—	—
OPPONENTS	7	1	4	1	1	2	—	—	1	—	—	—	—	1	2

BIG RED MULTI-RUN INNINGS

	TIMES	LAST TIME
2 Runs	22	4/27 at Dartmouth (9th inning, 2 hits)
3 Runs	17	4/20 at Harvard (5th inning, 3 hits)
4 Runs	1	4/19 (G1) at Harvard (2nd inning, 5 hits)
5 Runs	4	4/29 at Binghamton (2nd inning, 5 hits)
6 Runs	3	4/19 (G2) at Harvard (8th inning, 3 hits)
7 Runs	1	3/15 (G2) at Towson (6th inning, 6 hits)
8 Runs	2	4/20 at Harvard (6th inning, 5 hits)
9 Runs	0	—
10+ Runs	0	—

BIG RED COMEBACK VICTORIES

DATE	OPPONENT	SITE	LDS	LTS	GO-AHEAD PLAY DETAILS	SBP	SAP	FINAL
3/1 (G1)	UMBC	A	(E2)0-3	(E3)2-4	Jensen two-RBI single	(T5)4-4	6-4	8-7
3/1 (G2)	UMBC	A	(E1)0-7	(E2)2-7	Johnson three-run home run (first collegiate home run)	(T3)6-7	9-7	16-13
3/22 (G2)	* Yale	A	(E1)0-3	(E2)2-3	Davis RBI groundout to 1B unassisted	(T3)3-3	4-3	7-4
3/28 (G2)	* Brown	H	(M5)8-9	(M5)8-9	Quinan two-RBI infield single	(B5)8-9	10-9	13-10
4/20	* Harvard	A	(E5)5-6	(E5)5-6	Quatrani RBI double	(T6)6-6	7-6	14-13

\* - Ivy League regular-season game; ^ - walkoff; V/H - Cornell's batting designation; LDS - (inning)largest deficit score (latest listed if there were ties for largest deficit); LTS - (inning)latest trailed score; SBP - (inning)score before go-ahead play; SAP - score after go-ahead play; Note: **Bold** denotes a Cornell home game.

2025 GAME-BY-GAME BATTING STATISTICS

DATE	OPPONENT	W/L	SCORE	AB	R	H	RBI	2B	3B	HR	TB	BB	IBB	SB	CS	HBP	SH	SF	GDP	SO	AVG	OBP	SLG	OPS
2/21	at Duke	W	11-8	38	11	10	10	3	1	2	21	5	0	2	0	2	1	1	0	8	.263	.370	.553	.922
2/22	at Duke	L	2-16	31	2	6	2	1	0	0	7	5	0	1	0	2	0	0	1	12	.232	.357	.406	.763
2/23	at Duke	L	1-18	34	1	8	1	1	0	0	9	2	0	0	0	3	0	0	1	9	.233	.350	.359	.709
DUKE SERIES		1-2	14-42	103	14	24	13	5	1	2	37	12	0	3	0	7	1	1	2	29	.233	.350	.359	.709
3/1	at UMBC	W	8-7	41	8	9	8	1	0	2	16	8	0	1	1	0	0	0	1	8	.229	.349	.368	.717
3/1	at UMBC	W	16-13	36	16	11	15	4	0	3	24	11	0	1	0	0	0	0	1	8	.244	.374	.428	.802
UMBC SERIES		2-0	24-20	77	24	20	23	5	0	5	40	19	0	2	1	0	0	0	2	16	.260	.406	.519	.926
3/7	vs. Michigan State	L	2-3	33	2	8	2	1	0	1	12	4	0	0	1	2	1	0	0	8	.244	.372	.418	.790
3/8	vs. UAB	L	12-13	40	12	13	12	2	0	1	18	6	0	1	0	1	0	1	0	13	.257	.379	.423	.802
3/9	at Winthrop	L	4-10	34	4	8	4	0	0	1	11	3	0	1	0	3	0	1	0	7	.254	.375	.411	.786
FIRST PITCH INVITE STATS		0-3	18-26	107	18	29	18	3	0	3	41	13	0	2	1	6	1	2	0	28	.271	.375	.383	.758
3/15	at Towson	L	5-6	30	5	5	4	1	1	1	11	7	0	0	1	0	0	1	0	8	.246	.369	.407	.776
3/15	at Towson	W	18-7	43	18	20	15	4	1	4	38	7	0	3	0	4	0	0	0	8	.272	.394	.464	.858
3/16	at Towson	W	8-5	38	8	14	8	0	0	3	23	4	0	1	0	1	1	0	2	5	.281	.398	.477	.876
TOWSON SERIES		2-1	31-18	111	31	39	27	5	2	8	72	18	0	4	1	5	1	1	2	21	.351	.459	.649	1.108
3/22	at Yale	W	13-12	46	13	17	10	4	0	1	24	9	0	5	1	2	1	0	0	12	.291	.408	.482	.890
3/22	at Yale	W	7-4	35	7	10	7	4	0	0	14	7	1	1	0	1	1	1	1	6	.290	.408	.476	.884
3/23	at Yale	L	3-9	35	3	6	2	4	0	0	10	4	0	1	0	3	0	0	0	11	.282	.402	.463	.865
YALE SERIES		2-1	23-25	116	23	33	19	12	0	1	48	20	1	7	1	6	2	1	1	29	.284	.413	.414	.826
3/29	BROWN	L	4-5	32	4	5	3	2	0	0	7	4	0	0	0	1	0	1	0	11	.275	.394	.449	.842
3/29	BROWN	W	9-6	26	9	5	8	1	0	1	9	9	0	5	0	1	0	2	1	4	.271	.394	.444	.838
3/30	BROWN	W	13-10	31	13	12	13	2	1	1	19	6	0	2	0	3	0	2	0	3	.277	.400	.453	.852
BROWN SERIES		2-1	26-21	89	26	22	24	5	1	2	35	19	0	7	0	5	0	5	1	18	.247	.390	.393	.783
4/4	at Columbia	L	1-10	29	1	4	1	0	0	0	4	3	0	1	0	0	0	0	4	3	.271	.392	.438	.831
4/4	at Columbia	W	7-3	37	7	12	6	3	0	0	15	2	0	2	0	4	0	0	1	8	.274	.394	.436	.830
4/5	at Columbia	L	9-13	36	9	10	8	4	0	1	17	5	0	2	1	0	0	1	0	10	.274	.392	.438	.830
COLUMBIA SERIES		1-2	17-26	102	17	26	15	7	0	1	36	10	0	5	1	4	0	1	5	21	.255	.342	.353	.695
4/13	PENN	L	3-4	35	3	10	3	4	0	1	17	4	0	2	1	2	0	0	1	8	.274	.392	.441	.832
4/13	PENN	L	4-9	35	4	11	3	1	0	2	18	0	0	1	0	1	0	0	2	6	.276	.390	.444	.833
4/14	PENN	L	1-16	33	1	6	1	0	0	1	9	3	0	0	0	0	0	0	0	10	.272	.384	.437	.821
PENN SERIES		0-3	8-29	103	8	27	7	5	0	4	44	7	0	3	1	3	0	0	3	24	.262	.327	.427	.755
4/15	at Binghamton	L	5-8	35	5	9	5	1	0	2	16	11	0	0	1	0	0	0	1	10	.272	.387	.438	.824
4/19	at Harvard	L	5-8	39	5	13	5	3	0	0	16	3	0	2	0	0	0	1	0	7	.274	.386	.437	.823
4/19	at Harvard	L	8-9	33	8	6	5	0	1	2	14	4	0	1	0	1	1	1	0	10	.271	.382	.436	.818
4/20	at Harvard	W	14-13	40	14	16	12	5	0	1	24	3	0	1	1	5	0	1	0	8	.276	.387	.443	.830
HARVARD SERIES		1-2	27-30	112	27	35	22	8	1	3	54	10	0	4	1	6	1	3	0	25	.313	.389	.482	.871
4/25	at Dartmouth	L	3-5	34	3	9	3	2	0	1	14	3	0	1	0	1	1	0	1	10	.276	.386	.442	.827
4/26	at Dartmouth	L	2-3	30	2	4	2	0	0	2	10	2	0	0	1	1	0	0	0	13	.272	.381	.439	.820
4/27	at Dartmouth	L	4-7	33	4	9	4	0	0	2	15	5	0	1	1	1	0	0	1	8	.272	.381	.439	.820
DARTMOUTH SERIES		0-3	9-15	97	9	22	9	2	0	5	39	10	0	2	2	3	1	0	2	31	.227	.318	.402	.720
4/29	at Binghamton	L	5-8	24	5	7	5	1	0	1	11	3	0	0	0	0	0	0	0	2	.272	.381	.440	.820
SEASON VS. BINGHAMTON		0-2	10-16	59	10	16	10	2	0	3	27	14	0	0	1	0	0	0	1	12	.271	.411	.458	.869
5/3 PRINCETON																								
5/3 PRINCETON																								
5/4 PRINCETON																								
PRINCETON SERIES																								
SEASON TOTALS				1076	207	293	187	59	5	37	473	152	1	39	10	45	7	14	19	254	.272	.381	.440	.820



## 2025 TEAM STATISTICS (as of 5/1/25)

	STAT	NCAA	IVY
BASE ON BALLS	152	275th	4th
BATTING AVERAGE	.272	180th	4th
DOUBLE PLAYS	22	249th	6th
DOUBLE PLAYS / GAME	0.71	113th	3rd
DOUBLES	59	271st	4th
DOUBLES / GAME	1.90	125th	3rd
EARNED RUN AVERAGE	8.45	269th	8th
FIELDING PERCENTAGE	.976	50th	1st
HIT BATTERS	64	114th	5th
HIT BY PITCH	45	250th	5th
HITS	293	291st	4th
HITS ALLOWED / 9 INN.	9.76	147th	2nd
HOME RUNS	37	187th	2nd
HOME RUNS / GAME	1.19	95th	2nd
ON-BASE PERCENTAGE	.381	169th	4th
RUNS	207	280th	4th
SACRIFICE BUNTS	7	268th	5th
SACRIFICE FLIES	14	224th	5th
SCORING	6.7	153rd	4th
SHUTOUTS	—	—	—
SLUGGING PCT.	.440	142nd	3rd
STOLEN BASES	39	216th	5th
STOLEN BASES / GAME	1.26	139th	4th
SO/BB RATIO	0.96	289th	8th
STRIKEOUTS / 9 INN.	6.8	273rd	8th
TRIPLE PLAYS	—	—	—
TRIPLES	5	236th	7th
TRIPLES / GAME	0.16	202nd	7th
WHIP	1.87	248th	8th
WIN PERCENTAGE	.355	240th	4th
WALKS / 9 INN.	7.06	287th	8th

## 2025 INDIVIDUAL LEADERS (as of 5/1/25)

	STAT	NCAA	IVY
BASE ON BALLS PER GAME			
Jakobi Davis	0.81	119th	2nd
HIT BATTERS			
Carson Mayfield	18	6th	1st
Huxley Holcombe	11	112th	6th
HIT BY PITCH PER GAME			
Mark Quatrani	0.39	76th	4th
HITS ALLOWED PER NINE INNINGS			
Carson Mayfield	6.43	42nd	3rd
SACRIFICE BUNTS PER GAME			
Caden Wildman	0.17	58th	4th
SAVES			
William Jaun	2	290th	6th
Chris Ellison	1	532nd	10th
John Hegarty	1	532nd	10th
Sam Keene	1	532nd	10th
TJ Swidorski	1	532nd	10th
SLUGGING PERCENTAGE			
Ryan Porter	.618	188th	1st
WHIP			
Carson Mayfield	1.09	64th	2nd

## STAYING STRONG IN THE FIELD

► Building upon its program-record .975 fielding percentage (35 errors in 1,407 chances) from last season, Cornell has continued its fielding success into the 2025 campaign, committing only 27 errors in 1,113 opportunities (.976 fielding percentage).

► The Big Red's fielding percentage ranks 50th in Division I baseball following Wednesday's contests, ahead of all Ivy League programs in fielding percentage by at least six points.

► Cornell's 27 errors are tied with Arkansas, Dallas Baptist, UTRGV, and Vanderbilt for the third-fewest miscues in Division I baseball. Only Charlotte (24) and Ball State (25) have recorded fewer errors. The Big Red has seven fewer errors than Dartmouth (34), which holds second place in the Ancient Eight.

► Since last season, Cornell has a .975 fielding percentage (62E in 2,520 fielding opportunities), ranking 44th among Division I programs. The Big Red has an eight-point lead over Penn (.968 — 96 errors in 2,978 fielding chances) for the highest fielding percentage in the Ivy League.

► Cornell's 62 errors committed since last season ranks behind Notre Dame (60) for the fewest miscues in Division I baseball. The Big Red is one of six programs to have registered fewer than 70 errors, joining Notre Dame, Arkansas (66), Dallas Baptist (66), Northwestern (68), and Cal Poly (69).

► Entering this weekend's contests, Cornell is one of 27 Division I programs that has registered a fielding percentage of at least .975 in each of the last two seasons, joined by Alabama, Arkansas, Auburn, Cal Poly, Dallas Baptist, Duke, East Carolina, Florida, Florida State, Fresno State, Illinois State, Kentucky, LSU, Michigan, Northwestern, Notre Dame, Oregon, Rutgers, Saint Louis, San Diego, UC Irvine, UCF, UNCW, UTRGV, Vanderbilt, and Washington.

► Cornell has turned at least one double play in each of its last three games, its second three-game streak with at least one twin killing this season (4DP between 3/29 and 4/4). The Big Red's last time posting at least one double play in four consecutive games came when it concluded last season with double plays in five straight games before turning a double play in its season opener at No. 17-ranked Duke on Feb. 21.

## WE GOT ICE!

► Sophomore catcher **MARK QUATRANI** was hit by two pitches in the series finale against Harvard (April 20), marking the third time this season he was hit by multiple pitches in a game, becoming one of three Big Red players since 2002 to have been hit by multiple pitches in at least three games in the same season, joining **GLENN MORRIS** (four times in 2003) and **FRANK HAGER** (four times in 2011).

► Entering this weekend, Quatrani's 12 HBPs places him in a tie with **RANDY KOCH** (1992), **VINNIE SANTO** (2002), **SETH GORDON** (2006), and **DALE WICKHAM** (2018) for the third-most hit by pitches drawn in a single season. Only **MARLIN MCPHAIL** (15 in 1979) and **CHRIS HANSON** (14 in 1995) had more HBP in a season.

► After being hit 11 times last year as a freshman, Quatrani's 23 career HBPs rank as the fifth-highest total in the Big Red modern era (since 1947), trailing **BRIAN BILLIGEN** (29 in 2009-12), Koch (27 in 1989-92), **ELLIS BITAR** (26 from 2015-18), and Hager (24 in 2009-12).

► Sophomore shortstop **KEVIN HAGER** has also been plunked by 10 pitches this season, marking the first time in the Cornell modern era that multiple hitters have been hit by 10 or more opposing pitches in a season. Hager's 10 hit by pitches is tied with his brother, Frank, for the 11th-most HBPs in a season.

► The Big Red's 45 hit by pitches stands alone as the fifth-highest total in a single season, trailing figures from 2006 (58), 2012 (56), 2024 (55), and 2010 (54).

## NCAA LEADERS

## FEWEST ERRORS COMMITTED

This Season (as of 5/1/25)

SCHOOL	G	PO	A	E	F%
Charlotte	44	1159	336	24	.984
Ball State	45	1153	381	25	.984
Arkansas	46	1166	360	27	.983
► Cornell	31	780	306	27	.976
Dallas Baptist	43	1084	367	27	.982
UTRGV	45	1158	399	27	.983
Vanderbilt	45	1149	326	27	.982
Abilene Christian	42	1092	381	29	.981
Arizona State	46	1208	375	29	.982
Missouri State	42	1059	335	29	.980
Oregon State	43	1132	372	29	.981

## FEWEST ERRORS IN DIVISION I BASEBALL

Since Start of 2024 Season (as of 5/1/25)

SCHOOL	G	PO	A	E	F%
Notre Dame	94	2414	820	60	.982
► Cornell	69	1773	685	62	.975
Arkansas	106	2737	803	66	.982
Dallas Baptist	103	2661	911	66	.982
Northwestern	94	2386	880	68	.980
Cal Poly	100	2700	959	69	.981

## CORNELL RECORD BOOK

## SINGLE-SEASON HIT BY PITCH RECORDS

Cornell Modern Era (Since 1947)

RK	PLAYER	SEASON	HBP
1.	Marlin McPhail	1979	15
2.	Chris Hanson	1995	14
3.	Randy Koch	1992	12
	Vinnie Santo	2002	12
	Seth Gordon	2006	12
	Dale Wickham	2018	12
►	Mark Quatrani	2025	12
8.	Randy Koch	1991	11
	Brenton Peters	2012	11
►	Mark Quatrani	2024	11
11.	Frank Hager	2011	10
►	Kevin Hager	2025	10

## SINGLE-SEASON HIT BY PITCH RECORDS

Cornell Modern Era (Since 1947)

RK	SEASON	HBP
1.	2006	58
2.	2012	56
3.	2024	55
4.	2010	54
► 5.	2025	45
6.	2008	42
	2009	42



BIG RED TRENDS

CATEGORY	2025	UNDER PEPICELLI	STREAK
Overall	11-20	112-187-1	Lost 4
Ivy League Games	6-12	63-100	Lost 3
Non-Conference Games	5-8	49-87-1	Lost 2
vs. Power 4 Opponent	1-3	4-26	Lost 3
vs. Non-Power 4 Opponent	4-5	45-61-1	Lost 2
Home Games	2-4	36-53-1	Lost 3
Away Games	9-14	69-124	Lost 4
Neutral Site Games	0-2	7-10	Lost 4
Day Games <small>(before 5 p.m.)</small>	11-18	107-177-1	Lost 3
Night Games <small>(5 p.m. or later)</small>	0-2	5-10	Lost 3
February	1-2	2-21	Lost 2
March	8-6	43-66	Won 2
April	2-12	53-86-1	Lost 4
May	0-0	14-14	Lost 2
Cornell Scores 0-2 Runs	0-6	7-79	Lost 24
Cornell Scores 3-5 Runs	0-11	24-72-1	Lost 13
Cornell Scores 6-9 Runs	5-2	42-32	Lost 2
Cornell Scores 10+ Runs	6-1	39-4	Won 4
Cornell Allows 0-2 Runs	0-0	35-8	Won 6
Cornell Allows 3-5 Runs	3-5	41-40-1	Lost 2
Cornell Allows 6-9 Runs	4-8	29-73	Lost 7
Cornell Allows 10+ Runs	4-7	7-66	Won 1
Leading after Six Innings	10-3	85-16	Won 1
Trailing after Six Innings	0-11	21-153	Lost 11
Tied after Six Innings	1-5	6-17-1	Lost 5
Leading after Seven Innings	9-2	77-10	Lost 1
Trailing after Seven Innings	0-15	15-147	Lost 22
Tied after Seven Innings	0-2	7-10-1	Lost 2
Leading after Eight Innings	7-2	80-6	Won 1
Trailing after Eight Innings	0-15	7-151	Lost 22
Tied after Eight Innings	1-2	9-10-1	Lost 2
Big Red With No Home Runs	2-6	38-112	Lost 1
Big Red Hit a Home Run	9-14	74-75-1	Lost 4
Hits One Home Run	4-9	42-59-1	Lost 2
Hits Multiple Home Runs	5-5	31-16	Lost 5
Big Red Has No Errors	4-10	41-53	Lost 6
Big Red Has an Error	7-10	71-134-1	Lost 1
Commits One Error	6-3	43-50-1	Won 1
Commits Multiple Errors	1-7	28-84	Lost 3
Out-hit Opponent	8-9	87-33	Lost 6
Out-hit by Opponent	3-11	19-145-1	Lost 2
Hits Equal	0-0	6-9	Won 1
Big Red Scores First	8-8	70-62-1	Lost 3
Opponent Scores First	3-12	42-125	Lost 6
Extra-Inning Games	2-0	9-11-1	Won 2
One-Run Games	3-7	29-42	Lost 1
Two-Run Games	0-1	20-24	Lost 2
Five-Plus-Run Games	1-7	31-83	Lost 4
Shutouts	0-0	6-20	Lost 5

DIGGING THE LONG BALL

► Sophomore catcher **MARK QUATRANI** led the Big Red in home runs last season with 11, tying **ERIC KIRBY** (1995) and **ERIK RICO** (2002) for the second-most blasts in a season. Quatrani's 11 home runs were the most by a Cornell freshman player in program history, shattering the previous record held by former infielder **BILL WALKENBACH** — who later became the Big Red's head coach from 2009-15 — for 29 years after his six-home run campaign in 1996.

► With their next home runs, Quatrani and senior infielder **MAX JENSEN** will officially enter the top 10 in career home runs in Cornell program history, tying Kirby, **RAUL GOMEZ** (1998-01), and **ANDREW LURIA** (1999-02) for the ninth-most home runs in program history (16).

► Both Jensen and Quatrani enter this weekend tied with **JOHN DEMAYO** (1979-82) and **MIKE KALFOPOULOS** (1982-85) for the 12th-most home runs in the Big Red's modern era, dating back to the 1947 season.

► Entering this weekend's series with Princeton, Cornell has hit 37 home runs this season, the third-highest total in a single season, trailing last year's program-record 52 home runs and the total from 2009 (38).

► **KYLE MUSSER**'s home run against Harvard in the nightcap of the Big Red's doubleheader on April 19 in Cambridge, Mass., officially marked the fourth consecutive season Cornell has hit 30-plus home runs, joining outputs from 2022 (33), 2023 (30), and last year's 52 blasts.

REACHING THE CENTURY MARK

► Junior right-handed pitcher **CARSON MAYFIELD** and junior left-handed pitcher **NOAH KELLER** each surpassed the century mark for strikeouts during the Big Red's three-game series against Penn (April 13-14).

► Mayfield raised his career strikeout total to 114 after striking out six Dartmouth batters in the opening game of this past weekend's series. The 114 strikeouts are tied with **BRIAN MCAFEE** (2012-15) for the 28th-most by a Cornell pitcher in the Big Red's modern era (since 1947).

► Should Mayfield match his career high of eight strikeouts this weekend against Dartmouth, he would tie **GARY GRONOWSKI** (1976-77) for the 22nd-most strikeouts in program history.

► Keller, whose last outing came in the last time Cornell and Binghamton met on April 15, registered one strikeout in relief against the Bearcats, increasing his career total to 102, which is tied with **DAN BAYSINGER** (2001-04) for the 39th-highest total on the Big Red's strikeout list.

► Mayfield and Keller are the first pair of Big Red teammates to simultaneously achieve at least 100 strikeouts since **TIM WILLITTES** (130 — 2014-18) and Balestrieri (116 — 2014-17) in 2017.

WHEN IT RUNS, IT POURS

► The Big Red's average of 6.68 runs per game entering this weekend's series stands as the fifth-highest clip for a season in program history, with at least 25 games played, trailing figures set in 1891 (9.28), 1900 (7.45), 2024 (7.11), and 1902 (6.96).

► The 6.68 runs per game average is the ninth time in program history that Cornell has scored at least six and a half runs per game in a season, joining clips set by the teams from the 1984 (6.619), 1982 (6.615), 1967 (6.57), and 1991 (6.50) seasons.

► Of the Big Red's 207 runs on the season, 160 have come in innings where Cornell has scored multiple runs, accounting for 77.3 percent of the team's scoring production.

CORNELL RECORD BOOK

MOST CAREER HOME RUNS <i>Cornell Program History</i>			
RK	SEASON	CAREER	HR
1.	Chris Cruz	2011-14	25
T2.	Gary Kaczor	1977-80	21
	Bill Walkenbach	1995-98	21
T4.	Brian Kaufman	2005-08	20
	Brian Billigen	2009-12	20
6.	Nathan Waugh	2022-24	18
T7.	Marlin McPhail	1979-82	17
	Erik Rico	1999-02	17
T9.	Eric Kirby	1993-95, 1997	16
	Raul Gomez	1998-01	16
	Andrew Luria	1999-02	16
T12.	John DeMayo	1979-82	15
	Mike Kalfopoulos	1982-85	15
►	Max Jensen	2022-Pres.	15
►	Mark Quatrani	2024-Pres.	15

MOST HOME RUNS IN SINGLE SEASON <i>Cornell Program History</i>		
RK	SEASON	HRs
1.	2024	52
2.	2009	38
► 3.	2025	37
4.	1999	35

CORNELL RECORD BOOK

MOST CAREER STRIKEOUTS BY A PITCHER <i>Cornell Modern Era (Since 1947)</i>			
RK	PLAYER	CAREER	SO
1.	Greg Myers	1979-82	217
2.	Steve Hamrick	1973-74	203
22.	Gary Gronowski	1976-77	122
23.	Brendan McQuaid	1999-02	121
24.	Robert List	1957-58	120
25.	Paul Balestrieri	2014-17	116
26.	Ted Thelander	1955, 57-58	115
	Dan Gala	2001, 03-05	115
28.	Brian McAfee	2012-15	114
►	Carson Mayfield	2023-Pres.	114
30.	Mike Murphy	1976-79	112
	Rich DeSa	1984-87	112

CORNELL RECORD BOOK

MOST RUNS PER GAME IN A SEASON <i>Cornell Program History (Min. 25 GP)</i>			
SEASON	GP	RUNS	RPG
1891	25	232	9.28
1900	33	246	7.45
2024	38	270	7.11
1902	27	188	6.96
► 2025	31	207	6.68
1984	42	278	6.619
1982	39	258	6.615
1967	28	184	6.57
1991	40	260	6.50

## IVY WEEKLY HONORS

DATE	AWARD	PLAYER (SCHOOL)
Feb. 24	Player	<b>Kevin Hager (Cornell)</b>
	Pitcher	<b>Carson Mayfield (Cornell)</b>
	Rookie	Sebastian Haggard (Penn)
March 3	Player	<b>Max Jensen (Cornell)</b>
	Pitcher	Sean Episcopo (Princeton)
	Rookie	Jack Ohman (Yale)
March 10	Player	Alec Atkinson (Yale)
	Pitcher	<b>Carson Mayfield (Cornell)</b>
	Rookie	Jack Ohman (Yale)
March 17	Player	<b>Ryan Porter (Cornell)</b>
	Pitcher	Sean Episcopo (Princeton)
	Rookie	Jack Dauer (Yale)
March 24	Player	Cole Fellows (Columbia)
	Pitcher	Jack Ohman (Yale)
	Rookie	Christian Butera (Brown)
March 31	Player	Ethan Brown (Dartmouth)
	Pitcher	Jack Ohman (Yale)
	Rookie	Jack Dauer (Yale)
April 7	Player	Gio Colasante (Harvard)
	Pitcher	Thomas Shurtleff (Penn)
	Rookie	Jack Ohman (Yale)
April 15	Player	Gavin Collins (Penn)
	Pitcher	Truman Pauley (Harvard)
	Rookie	Jack Ohman (Yale)
April 21	Player	Anton Lazits (Columbia)
	Pitcher	Noah Millikan (Penn)
	Rookie	Liam Wilson (Harvard)
April 29	Player	Skye Selinsky (Columbia)
	Pitcher	Colton Shaw (Yale)
	Rookie	Jack Ohman (Yale)

## STANDINGS AND SCHEDULES

as of 5/1/25		IVY LEAGUE					OVERALL						
OPPONENT		W-L	PCT	GB	STREAK		W-L	PCT	STREAK	HOME	AWAY	NEUTRAL	RPI
x-Yale		13-5	.722	—	W5		26-12	.684	W6	15-4	11-8	0-0	138
x-Columbia		13-5	.722	—	W1		21-17	.553	W1	10-1	11-16	0-0	97
x-Penn		12-6	.667	1.0	L1		20-16	.556	W1	11-7	9-9	0-0	139
Harvard		8-9	.471	4.5	W3		11-23	.324	L1	5-2	5-14	1-7	244
Dartmouth		8-10	.444	5.0	W3		11-22	.333	L1	8-3	3-19	0-0	259
Princeton		6-11	.353	6.5	L5		10-28	.263	L5	5-4	5-22	0-2	272
<b>Cornell</b>		<b>6-12</b>	<b>.333</b>	<b>7.0</b>	<b>L3</b>		<b>11-20</b>	<b>.355</b>	<b>L4</b>	<b>2-4</b>	<b>9-14</b>	<b>0-2</b>	<b>233</b>
e-Brown		5-13	.278	8.0	L3		9-26	.257	L5	4-7	5-19	0-0	293

**NOTE:** x-denotes clinched spot in 2025 Ivy League Baseball Tournament; e-Eliminated from tournament contention

### PAST WEEK'S RESULTS

#### Tuesday, April 22

Dartmouth 9, Holy Cross 4

#### Wednesday, April 23

Penn 20, Rider 16  
Rhode Island 12, Brown 4  
Columbia 6, Stony Brook 3  
Yale 7, Stonehill 6

#### Friday, April 25

##### Dartmouth 5, Cornell 3

Columbia 4, Penn 2  
Harvard 7, Brown 4 (10 inn.)

#### Saturday, April 26

##### Dartmouth 3, Cornell 2

#### Sunday, April 27

##### Dartmouth 7, Cornell 4

Harvard 12-10, Brown 5-5  
Penn 9, Columbia 8  
Columbia 11, Penn 3  
Yale 15-9, Princeton 1-2

### THIS WEEK'S RESULTS

#### Monday, April 28

Yale 7, Princeton 3

#### Tuesday, April 29

##### Binghamton 8, Cornell 5 (6 inn.)

Holy Cross 11, Brown 1 (8 inn.)  
Northeastern 5, Harvard 4

#### Wednesday, April 30

Merrimack 6, Dartmouth 5  
Penn 12, Wagner 2 (7 inn.)

### THIS WEEKEND'S SCHEDULE

#### Friday, May 2

##### Princeton at Cornell, 3:30

Penn at Brown, 3:00

#### Saturday, May 3

*All games are scheduled doubleheaders*

##### Princeton at Cornell, 11:30 a.m.

Penn at Brown, 11:30 a.m.  
Columbia at Harvard, 11:30 a.m.

#### Sunday, May 4

Columbia at Harvard, 12:00

### NEXT WEEK'S SCHEDULE

#### Wednesday, May 7

Stonehill at Dartmouth, 3:00  
Iona at Yale, 6:00

#### Saturday, May 10

Yale at Dartmouth, 11:30 a.m. (DH)

#### Sunday, May 11

Yale at Dartmouth, 12:00

## IVY LEAGUE PRESEASON POLL

► The Ivy League preseason poll was announced Feb. 18 with Columbia pitted as the unanimous favorite following a vote of 16 pollsters, comprised of two representatives from each of the eight Ivy League programs.

► Penn finished right behind Columbia in second place, serving as the lone other Ancient Eight program to receive over 100 points. Cornell was tabbed third while Princeton was selected to finish fourth, rounding out the projected field for the second annual Ivy League Tournament. Rounding out the poll was Yale (69 points), Harvard (59 points), Dartmouth (30 points), and Brown (21 points).

► Cornell's third-place projection was the program's highest preseason ranking in the annual Ivy League's preseason poll since its inception before the beginning of the 2018 campaign.

## ONE LAST GO-AROUND

► A staple of the Big Red baseball program since 1991, Cornell baseball associate head coach **TOM FORD** announced Dec. 19 that the 2025 season — his 35th with the program — will serve as his final year on the Big Red coaching staff.

► "It has been a privilege to work with the Cornell baseball program for as long as I have. The experience has been rewarding for so many reasons. Having said that, I will be retiring after the spring season," Ford said. "For years, my family has been so supportive and have always planned their schedule around mine. It is time for me to plan my schedule around them.

► "It has been an honor to coach a group of such outstanding young men. I want to express my sincere appreciation to the players. I can't put into words how much they have meant to me. There are so many great memories and relationships built that I will never forget.

► Across Ford's 34 years on Cornell's coaching staff, he has coached 128 All-Ivy honorees, including 30 first-team and 44 second-team selections. He has also been on staff for all three Ivy League Rookies of the Year, including last year's winner **MARK QUATRANI**.

► "Tom has been a tremendous representative of our program," stated **DAN PEPICELLI**, the Ted Thoren Head Coach of Cornell Baseball. "Nobody has been more committed than Coach Ford to developing our guys into better players and men. He has been an absolute rock of stability and wisdom in our program. We will miss him after this season."

## IVY PRESEASON POLL

### 2025 IVY LEAGUE PRESEASON POLL

Two Votes Per Program

SCHOOL (First-Place Votes)	POINTS
1. Columbia (16)	128
2. Penn	101
► 3. Cornell	88
4. Princeton	80
5. Yale	69
6. Harvard	59
7. Dartmouth	30
8. Brown	21

SERIES HISTORY



SERIES HISTORY

PRINCETON LEADS, 161-102-2

Ithaca, N.Y. (Booth Field):	55-72-1 (0-3)
Princeton, N.J. (Clarke Field):	46-89-1 (34-49-1)
Neutral Sites:	1-0
Under Dan Pepicelli:	8-16

SCORING RECORDS

CORNELL	PRINCETON
Ithaca: 23	Ithaca: 19
COR, 23-3 (4/28/2000)	PRIN, 19-1 (4/25/2008)
Princeton: 17	Princeton: 22
PRIN, 20-17 (4/27/2001)	PRIN, 22-0 (5/27/1896)
Neutral Site: 9	Neutral Site: 7
COR, 9-7 (5/17/2024)	COR, 9-7 (5/17/2024)

GAME-BY-GAME (LAST 60 GAMES)

DATE	SITE	SCORE
4/28/2007	Princeton, N.J.	L, 3-4
4/29/2007	Ithaca, N.Y.	L, 5-7 (7 inn.)
4/29/2007	Ithaca, N.Y.	W, 5-4 (12 inn.)
4/25/2008	Ithaca, N.Y.	W, 6-5 (9 inn.)
4/25/2008	Ithaca, N.Y.	L, 1-19
4/27/2008	Princeton, N.J.	L, 2-3 (7 inn.)
4/27/2008	Princeton, N.J.	L, 3-6
4/24/2009	Princeton, N.J.	L, 0-2 (7 inn.)
4/24/2009	Princeton, N.J.	W, 4-1
4/26/2009	Ithaca, N.Y.	L, 7-9 (7 inn.)
4/26/2009	Ithaca, N.Y.	W, 4-3
4/29/2009	Ithaca, N.Y.	W, 9-0
4/30/2010	Ithaca, N.Y.	W, 4-2 (9 inn.)
4/30/2010	Ithaca, N.Y.	W, 7-3
5/2/2010	Princeton, N.J.	L, 7-8 (7 inn.)
5/2/2010	Princeton, N.J.	W, 8-4
4/29/2011	Princeton, N.J.	W, 5-0 (7 inn.)
4/29/2011	Princeton, N.J.	L, 5-8
5/1/2011	Ithaca, N.Y.	L, 3-6 (7 inn.)
5/1/2011	Ithaca, N.Y.	L, 1-6
4/27/2012	Ithaca, N.Y.	L, 3-13 (7 inn.)
4/27/2012	Ithaca, N.Y.	L, 0-1
4/29/2012	Princeton, N.J.	L, 0-6 (7 inn.)
4/29/2012	Princeton, N.J.	W, 4-3 (12 inn.)
4/26/2013	Princeton, N.J.	W, 4-2 (7 inn.)
4/26/2013	Princeton, N.J.	W, 2-1
4/28/2013	Ithaca, N.Y.	L, 2-5 (10 inn.)
4/28/2013	Ithaca, N.Y.	L, 1-4
4/25/2014	Ithaca, N.Y.	W, 6-4 (7 inn.)
4/25/2014	Ithaca, N.Y.	W, 4-2
4/27/2014	Princeton, N.J.	W, 4-2 (14 inn.)
4/27/2014	Princeton, N.J.	L, 4-5
4/24/2015	Princeton, N.J.	L, 0-1 (7 inn.)
4/24/2015	Princeton, N.J.	W, 13-4
4/26/2015	Ithaca, N.Y.	W, 10-0 (7 inn.)
4/26/2015	Ithaca, N.Y.	W, 2-1
4/29/2016	Ithaca, N.Y.	L, 3-4 (8 inn.)
4/29/2016	Ithaca, N.Y.	L, 1-6
4/30/2016	Princeton, N.J.	W, 4-3 (7 inn.)
4/30/2016	Princeton, N.J.	L, 2-7
4/28/2017	Princeton, N.J.	L, 7-9 (7 inn.)
4/28/2017	Princeton, N.J.	L, 5-9
4/30/2017	Ithaca, N.Y.	W, 5-1 (7 inn.)
4/30/2017	Ithaca, N.Y.	W, 13-1
3/31/2018	Princeton, N.J.	W, 5-2
3/31/2018	Princeton, N.J.	L, 4-10
4/1/2018	Princeton, N.J.	L, 6-7
4/20/2019	Ithaca, N.Y.	L, 2-7
4/20/2019	Ithaca, N.Y.	W, 15-9
4/21/2019	Ithaca, N.Y.	L, 2-4
4/9/2022	Princeton, N.J.	L, 3-12
4/9/2022	Princeton, N.J.	W, 7-1
4/10/2022	Princeton, N.J.	L, 6-10
4/21/2023	Ithaca, N.Y.	L, 8-11
4/22/2023	Ithaca, N.Y.	L, 5-8
4/22/2023	Ithaca, N.Y.	L, 0-11 (7 inn.)
3/22/2024	Princeton, N.J.	L, 3-4 (10 inn.)
3/22/2024	Princeton, N.J.	L, 3-4
3/24/2024	Princeton, N.J.	W, 15-2
5/17/2024	New York, N.Y.	W, 9-7

SCOUTING PRINCETON

- ▶ Princeton enters this weekend's series with a 10-29 overall record and 6-11 mark in conference play, currently assuming sixth place in the Ivy League standings and are two games back of Harvard for the coveted fourth and final spot for the second annual Ivy League Baseball Tournament, that will take place on May 15-18.
- ▶ The Tigers have dropped their last five games, being outscored during the span 50-18, and has just three wins over their last 15 games, dating back to March 30.
- ▶ Jake Bold leads the Tigers in all major batting categories, including batting average (.269), on-base percentage (.437), slugging percentage (.485), hits (36), doubles (6), RBI (23), and walks (35). Jake Koonin has a team-best three triples and eight home runs on the season.
- ▶ Justin Kim sports a team-leading 3.89 ERA (17ER in 39.1IP) across his 17 appearances, one of which was a start. Jacob Faulkner has also excelled on the mound for Princeton with his 4.72 ERA (29ER in 55.1IP) and has struck out 44 batters compared to 14 walks.

137 YEARS, 232 MILES, 265 MEETINGS

- ▶ Cornell and Princeton have met 265 times prior to this weekend's three-game series, dating back to the inaugural game between the programs on May 19, 1888, in Princeton, N.J.
- ▶ Princeton owns the series lead over Cornell, 161-102-2, and has won 11 of the last 15 contests. Cornell snapped its six-game losing streak to the Tigers with a 15-2 victory on March 24, 2024, halting Princeton's aspirations of sweeping a three-game series for a second consecutive season. The Big Red's 13-run victory was its largest over Princeton since posting a 23-3 win in the nightcap of an April 28, 2000 doubleheader at Hoy Field.
- ▶ After winning the opening game of last year's inaugural Ivy League Baseball Tournament against Princeton, the Big Red are seeking to register its first three-game win streak over the Tigers since stringing three wins together between April 30, 2017 and March 31, 2018. The Big Red has not won four straight since posting victories between April 26, 2009 and April 30, 2010.
- ▶ With a sweep of Princeton this weekend, Cornell will have its first five-game win streak since winning a program record seven straight games over the Tigers between May 7, 1977, and May 2, 1981.

CORNELL RECORD BOOK

LONGEST WIN STREAKS VS. PRINCETON  
Cornell Program History

GAMES	START	END
7 games	5/7/1977	5/2/1981
4 games	4/17/1971	4/20/1973
4 games	4/26/2009	4/30/2010
3 games	5/8/1915	5/6/1916
3 games	5/11/1929	5/10/1930
3 games	4/29/2012	4/26/2013
3 games	4/25/2014	4/27/2014
3 games	4/24/2015	4/26/2015
3 games	4/30/2017	3/31/2018

CORNELL VS. PRINCETON

PLAYER	GP	GS	AB	R	H	2B	3B	HR	RBI	BB	HBP	SO	SF	SH	SB	AVG	OBP	SLG	
Max Jensen	10	10	40	10	16	6	0	2	7	6	1	4	0	0	0	.400	.489	.700	
Kevin Hager	3	3	12	1	4	0	0	0	1	0	0	3	0	0	0	.333	.333	.333	
Caden Wildman	5	4	19	4	6	1	0	0	1	1	1	4	0	1	0	.316	.381	.368	
John Quinlan	7	7	30	7	8	1	0	0	3	2	0	7	0	2	2	.267	.313	.300	
Luke Johnson	3	2	8	1	2	0	0	0	2	2	0	1	0	0	0	.250	.400	.250	
Jakobi Davis	10	10	29	7	7	1	1	2	8	5	0	9	1	0	3	.241	.343	.552	
Mark Quatrani	3	3	11	4	2	0	0	2	6	2	2	3	0	0	0	.182	.400	.727	
Ryan Porter	6	6	18	3	3	0	0	0	3	3	2	5	0	0	4	.167	.348	.167	
Kyle Musser	3	0	0	0	0	0	0	0	0	1	0	0	0	0	0	.000	1.000	.000	
Owen Carlson	2	0	1	0	0	0	0	0	0	0	0	0	0	0	0	.000	.000	.000	
TJ Swidorski	1	1	3	1	0	0	0	0	0	2	0	0	0	0	0	.000	.400	.000	
Matthew Walters	1	1	2	0	0	0	0	0	0	0	0	1	0	0	0	.000	.000	.000	
TOTALS	54	47	173	38	48	9	1	6	31	24	6	37	1	3	9	.277	.382	.445	
PLAYER	W-L	ERA	APP	GS	CG	SHO	SV	IP	H	R	ER	BB	SO	AVG	WP	HP	BK	SF	SH
Chris Ellison	1-0	0.00	3	0	0	0/0	0	5.0	3	0	0	3	3	.176	0	1	0	0	0
Nathaniel Jennewein	0-0	0.00	1	0	0	0/0	0	2.1	0	0	0	1	3	.000	0	1	0	0	0
William Jaun	0-0	0.00	1	0	0	0/0	0	0.2	1	0	0	0	0	.500	0	0	0	0	1
Carson Mayfield	0-1	3.86	2	1	0	0/0	0	11.2	8	8	5	2	13	.186	0	1	0	0	0
Huxley Holcombe	0-1	4.15	2	0	0	0/0	0	4.1	3	2	2	2	3	.188	0	1	0	0	0
Noah Keller	0-1	5.14	3	3	0	0/0	0	14.0	14	8	8	9	14	.264	2	0	0	2	0
John Gerfen	0-0	6.75	2	0	0	0/0	0	1.1	3	1	1	0	2	.429	1	0	0	0	0
Ethan Hamill	1-1	6.94	2	2	0	0/0	0	11.2	13	9	9	4	9	.277	0	0	0	0	0
Ryan Porter	0-1	22.50	2	0	0	0/0	0	2.0	5	5	5	2	4	.417	1	0	1	0	0
Beck Urofsky	0-0	0.00	1	0	0	0/0	0	3.0	4	1	0	2	4	.308	0	0	0	0	0
TOTALS	2-5	4.82	19	6	0	0/0	0	56.0	54	34	30	25	55	.249	4	4	1	2	1



## BOOTH FIELD



► After spending over 100-plus years at Hoy Field, Cornell's legendary, and storied, on-campus field, the Cornell baseball team officially moved to Booth Field, the program's brand-new, \$17.5 million off-campus facility on Friday, April 21, 2023.

► Booth Field is named in honor of former Cornell pitcher **RICH BOOTH** '82, who has shown "extraordinary leadership and generosity — much of its anonymous — over the last four decades."

► The facility features many state-of-the-art amenities for the Cornell baseball team, including a 1500-sqare foot team room and lounge, 1500-square foot locker room, and a 7000-square foot indoor area for batting cages and pitching mounds. A nutrition station, Hall of Fame area, and a coaches room is included at the facility, which was completed this past summer.

### YEAR-BY-YEAR RESULTS

SEASON	RECORD	W%	RF	RA	+/-
2023	1-5	.167	31	48	-17
2024	7-5	.583	86	92	-6
2025	2-4	.333	34	50	-16
<b>TOTALS</b>	<b>10-14</b>	<b>.417</b>	<b>151</b>	<b>190</b>	<b>-39</b>

### BOOTH FIELD FIRSTS (ALL INSTANCES OCCURRED ON 4/21/23 UNLESS DENOTED)

**GAME:** Friday, April 21, 2023 (Princeton 11, Cornell 8)

**CORNELL WIN:** April 28, 2023 (Game 2)  
Cornell 11, Penn 9

**ATTENDANCE:** 397

**TIME OF GAME | TEMPERATURE:** 2:21 | 84°F

**FIRST PITCH:** 3:33 p.m. by Spencer Edwards, Cornell;  
fastball, ball

**BATTER:** Matt Scannell, Princeton (homered)

**PLATE UMPIRE:** Mike Lum

**HIT:** Home run by Matt Scannell, 1st inning, none on

**RUN:** Matt Scannell, Princeton (homered)

**SINGLE:** Brendan Cumming, Princeton, 1st inning

**DOUBLE:** Max Jensen, Cornell, 1st inning

**TRIPLE:** Jakobi Davis, Cornell, 2nd inning

**FIRST RBI:** Matt Scannell, Princeton, 1st inning (homered)

**HOME RUN:** Matt Scannell, Princeton,  
(1st inning off Spencer Edwards)

**CORNELL HOME RUN:** Sam Kaplan (two-run), 5th inning,  
off Princeton's Jackson Emus

**TWO-RUN HOME RUN:** Kyle Vinci, Princeton,  
(4th inning off Spencer Edwards)

**CORNELL TWO-RUN HOME RUN:** Sam Kaplan, 5th inning,  
off Princeton's Jackson Emus

**THREE-RUN HOME RUN:** Kyle Vinci, Princeton,  
(7th inning off Carson Mayfield)

**CORNELL THREE-RUN HOME RUN:** Joe Hollerbach,  
(4/28/23, 3rd inning, off Penn's Cole Zaffiro)

**GRAND SLAM:** Kyle Vinci, Princeton, 4/8/23,  
(7th inning off Von Baker)

**CORNELL GRAND SLAM:** Nathan Waugh, 3/30/24,  
(2nd inning, off Dartmouth's Marco Dumsky)

**PINCH-HIT HOME RUN:** Never happened

**INSIDE-THE-PARK HOME RUN:** Never happened

**WINNING PITCHER:** Jackson Emus, Princeton (starter)

**LOSING PITCHER:** Spencer Edwards, Cornell (starter)

**SAVE:** Jacob Faulkner, Princeton

**PUTOUT:** Matt Barnhorst, Cornell (first out of 6-4-3 DP)

**ASSIST:** Ryan Porter, Cornell (GIDP to shortstop)

**ERROR:** Noah Granet, Princeton, fielding

**CG SHUTOUT:** Tom Chmielewski, Princeton, 4/8/23

**9-INNING CG SHO:** Has not happened

**WALK:** Cornell's John Quinlan by  
Princeton's Jackson Emus, 1st inning

**STRIKEOUT:** Princeton's Kyle Vinci by  
Cornell's Spencer Edwards, 1st inning

**STOLEN BASE:** Scott Bandura, Princeton, 4th inning

**DOUBLE PLAY:** Porter-Barnhorst-Jensen, Cornell, 1st inn.

**TRIPLE PLAY:** Has not happened

**BALK:** Noah Keller, Cornell, 3/30/24 (G2), vs. Dartmouth

**ONE-HITTER:** Has not happened

**NO-HITTER:** Has not happened

**EXTRA-INNING GAME:** 4/20/24 (G2) vs. Yale  
(W, 10-9 — 10 inn.)





# DAN PEPICELLI

10TH SEASON AT CORNELL

**Years in Role:** 10th Season as Head Coach

**College:** SUNY Cortland '90

**Coaching Location:** Dugout

**D**AN PEPICELLI, the Ted Thoren Head Coach of Cornell Baseball, was named the 17th head coach in Cornell baseball history on Aug. 10, 2015, and is entering his 10th season at the helm of the Cornell baseball program.

Pepicelli's 111 wins as the Big Red's head coach stand as the fourth-most in program history, trailing **TED THOREN** (515), **TOM FORD** (264), and **BILL WALKENBACH** (130).

Under Pepicelli's tutelage, Cornell has produced 25 All-Ivy League selections — including eight First Team and eight Second Team selections. Four Big Red players have also been selected in the Major League Baseball Amateur Draft.

Before his arrival on East Hill, Pepicelli spent six seasons at Clemson where he had three coaching titles during his six-year stay. The final three years with the Tigers were as the associate head coach.

He became the Tigers' first pitching coach to lead a staff to Omaha in his first season with the squad. That year, Clemson's pitching staff posted the first of four consecutive seasons with a sub-4.00 ERA. Pepicelli recruited and developed Matt Crownover, who earned freshman All-America accolades in 2013 and ACC Pitcher of the Year honors in 2015, and was instrumental in assembling *Baseball America's* ninth-ranked recruiting class in 2015. Ten Clemson pitchers were selected in the Major League Baseball Amateur Draft in Pepicelli's tenure at Clemson.

By joining the Big Red, Pepicelli returned home to upstate New York, where he previously had 11 years of head coaching experience at the Division III level between St. John Fisher and Hartwick.

After serving as an assistant coach for three seasons at Hartwick, Pepicelli was promoted to head coach for the 1999 season. Following his two-year tenure at Hartwick, Pepicelli was head coach and assistant athletic director at St. John Fisher for nine seasons (2001-09). Pepicelli was a two-time Empire 8 Coach of the Year (2001, 2007), with the latter coming when the Cardinals advanced to the NCAA Division III College World Series for the first time in program history.

Pepicelli's teams at St. John Fisher had winning records in each of his last seven seasons. His team garnered national recognition for sportsmanship in 2008 after a line-drive foul ball struck the opposing team's third-base coach in the head during the ninth inning of the play-in game of the 2008 ECAC Upstate Championship. Despite the fact the Cardinals were trailing, Pepicelli and the Cardinals elected to concede the game, ending any hope of clinching a berth an NCAA Tournament berth. The Committee on Sportsmanship and Ethical Conduct presented Pepicelli's team with the NCAA All-Divisions Sportsmanship Award.

Along with being the baseball coach at St. John Fisher, Pepicelli was the head strength and conditioning coach where he spent three years on the NCAA Competitive Safeguards Committee. He is a certified strength and conditioning specialist and is a member of the National Strength & Conditioning Association.

A native of Schenectady, N.Y., Pepicelli is married to the former Robyn Molloy, who played for and served as an assistant coach with the Syracuse women's soccer team. The couple has a daughter, Mia, and a son, Owen.

24

## PEPICELLI'S FILE

### COACHING EXPERIENCE

1988	Mohawk Valley CC (Volunteer Assistant)
1996-98	Hartwick (Assistant Coach)
1999-2000	Hartwick (Head Coach)
2001-09	St. John Fisher (Head Coach)
2010	Clemson (Assistant Coach)
2011-12	Clemson (Assistant Head Coach)
2013-15	Clemson (Associate Head Coach)
2016-Pres.	Cornell (Head Coach)

### PLAYING EXPERIENCE

1986-87	Mohawk Valley Community College
1990	SUNY Cortland
1991	SUNY Oneonta

### EDUCATION

#### SUNY Cortland

B.S., Economics and Management Science, 1990

### COACHING CAREER

SEASON	RECORD	W%	CONF.	W%
<b>HARTWICK (1999-2000)</b>				
1999	9-22	.290	—	—
2000	12-18	.400	3-3	.500
<b>TOTALS</b>	<b>21-40</b>	<b>.344</b>	<b>3-3</b>	<b>.500</b>
<b>ST. JOHN FISHER (2001-09)</b>				
2001	19-14	.576	6-2	.750
2002	15-19	.441	3-3	.500
2003	16-16	.500	4-4	.500
2004	27-14	.659	4-4	.500
2005	22-15	.595	5-3	.625
2006	26-15	.634	9-7	.563
2007	28-13	.683	7-5	.583
2008	25-14-2	.634	9-7	.563
2009	22-17	.564	8-8	.500
<b>TOTAL</b>	<b>200-137-2</b>	<b>.593</b>	<b>55-43</b>	<b>.561</b>
<b>CORNELL (2016-PRES.)</b>				
2016	14-24	.368	7-13	.350
2017	21-17	.553	9-11	.450
2018	14-22-1	.392	9-12	.429
2019	14-24	.368	8-13	.381
2020	1-8	.111	—	—
2021	— NO SEASON (COVID-19 PANDEMIC) —			
2022	11-25	.306	5-16	.238
2023	9-26	.257	8-13	.381
2024	17-21	.447	11-10	.524
2025	11-20	.355	6-12	.333
<b>TOTALS</b>	<b>112-187-1</b>	<b>.375</b>	<b>63-100</b>	<b>.387</b>
<b>OVERALL</b>	<b>333-364-3</b>	<b>.478</b>	<b>121-146</b>	<b>.453</b>



#14

**TOM FORD**

ASSOCIATE HEAD COACH  
35TH SEASON AT CORNELL



#27

**JOHN TOPPA**

ASSISTANT COACH  
3RD SEASON AT CORNELL



#35

**ROBBY FARIS**

ASSISTANT COACH  
1ST SEASON AT CORNELL

2025 INDIVIDUAL AND TEAM GAME HIGHS

INDIVIDUAL GAME HIGHS

BATTING

At-Bats	6, (6x), Last: Kevin Hager, Ryan Porter & John Quinlan, at Yale (3/22/25 - G1)
Runs Scored	4, Caden Wildman, at UMBC (3/15/25 - G2)
Hits	4, Ryan Porter, at Towson (3/15/25 - G2)
Runs Batted In	8, Ryan Porter, at Towson (3/15/25 - G2)
Doubles	2, (3x), Last: Mark Quatrani, at Harvard (4/20/25)
Triples	1, (5x), Last: Kyle Musser, at Harvard (4/19/25 - G2)
Home Runs	2, (2x), Last: Ryan Porter, at Towson (3/15/25 - G2)
Walks Drawn	3, (3x), Last: Owen Carlson, at Binghamton (4/15/25)
Strikeouts	4, (2x), Last: John Quinlan, vs. Penn (4/13/25 - G1)
Sacrifice Bunts	1, (7x), Last: Caden Wildman, at Dartmouth (4/25/25)
Sacrifice Flies	1, (14x), Last: Jakobi Davis, at Harvard (4/20/25)
Stolen Bases	2, (2x), Last: John Quinlan & Jakobi Davis, vs. Brown (3/29/25 - G1)
Hit by Pitches	2, (4x), Last: Mark Quatrani, at Harvard (4/20/25)
Caught Stealing	1, (10x), Last: William Jaun, at Dartmouth (4/27/25)

PITCHING

Innings Pitched	7.2, Huxley Holcombe, at Columbia (4/4/25 - G2)
Hits Allowed	9, Carson Mayfield, at Columbia (4/4/25 - G1)
Runs Allowed	10, Huxley Holcombe, at #17 Duke (2/23/25)
Earned Runs	10, Huxley Holcombe, at #17 Duke (2/23/25)
Walks Issued	6, (2x), Last: Chris Ellison, at Towson (3/16/25)
Strikeouts	8, Carson Mayfield, vs. Penn (4/13/25 - G1)
Doubles Allowed	3, (2x), Last: Ethan Van Sice, vs. Penn (4/14/25)
Triples Allowed	1, (8x), Last: Chris Ellison, at Binghamton (4/29/25)
HR Allowed	3, Carson Mayfield, at UMBC (3/1/25 - G1)
Wild Pitches	3, (2x), Last: Huxley Holcombe, vs. Penn (4/13/25 - G2)
Hit Batsmen	4, (2x), Last: Gus Magill, at Dartmouth (4/27/25)

FIELDING

Putouts	13, Kyle Musser, vs. Penn (4/13/25 - G2)
Assists	6, (2x), Last: Kevin Hager, at Yale (3/22/25 - G1)
Errors	2, TJ Swidorski, at Harvard (4/19/25 - G2)
Passed Balls	2, Mark Quatrani, at Yale (3/23/25)

TEAM GAME HIGHS

BATTING

At-Bats	46, at Yale (3/22/25 - G1)
Runs Scored	18, at Towson (3/15/25 - G2)
Hits	20, at Towson (3/15/25 - G2)
Runs Batted In	15, (2x), Last: at Towson (3/15/25 - G2)
Doubles	5, at Harvard (4/20/25)
Triples	1, (5x), Last: at Harvard (4/19/25 - G2)
Home Runs	4, at Towson (3/15/25 - G2)
Walks Drawn	11, (2x), Last: at Binghamton (4/14/25)
Strikeouts	13, (2x), Last: at Dartmouth (4/26/25)
Sacrifice Bunts	1, (7x), Last: at Dartmouth (4/25/25)
Sacrifice Flies	2, (2x), Last: vs. Brown (3/29/25 - G2)
Stolen Bases	5, (2x), Last: vs. Brown (3/29/25 - G1)
Hit by Pitches	5, at Harvard (4/20/25)
Caught Stealing	1, (10x), Last: at Dartmouth (4/27/25)
Hit into Double Plays	4, at Columbia (4/4/25 - G1)
Runners Left on Base	15, at Yale (3/22/25 - G1)

PITCHING

Innings Pitched	10.0, (2x), Last: at Yale (3/22/25 - G1)
Hits Allowed	18, at Harvard (4/20/25)
Runs Allowed	18, at #17 Duke (2/23/25)
Earned Runs	18, at #17 Duke (2/23/25)
Walks Issued	15, at #17 Duke (2/22/25)
Strikeouts	11, at UMBC (3/1/25 - G1)
Doubles Allowed	5, vs. Penn (4/14/25)
Triples Allowed	2, (2x), Last: vs. Brown (3/28/25)
Home Runs Allowed	5, at UMBC (3/1/25 - G1)
Wild Pitches	5, vs. Penn (4/13/25 - G2)
Hit Batsmen	4, (6x), Last: at Dartmouth (4/27/25)

FIELDING

Putouts	30, (2x), Last: at Yale (3/22/25 - G1)
Assists	17, at Yale (3/22/25 - G1)
Errors	3, (2x), Last: at Dartmouth (4/27/25)
Passed Balls	2, at Yale (3/23/25)
Double Plays Turned	3, vs. Penn (4/14/25)

2025 CORNELL BASEBALL JERSEY TRACKER



**GRAY**  
Home: 0-0  
Road: 5-7  
Neutral: 0-1

Date	Opponent	Result
2/21	at Duke	W, 11-8
3/7	vs. Michigan State	L, 2-3
3/15 (G1)	at Towson	L, 5-6
3/15 (G2)	at Towson	W, 18-7 (8 inn.)
3/22 (G1)	at Yale	W, 13-12 (10 inn.)
3/22 (G2)	at Yale	W, 7-4
4/4 (G1)	at Columbia	L, 1-10
4/4 (G2)	at Columbia	W, 7-3
4/15	at Binghamton	L, 5-8
4/19 (G1)	at Harvard	L, 5-8
4/19 (G2)	at Harvard	L, 8-9
4/25	at Dartmouth	L, 3-5
4/26	at Dartmouth	L, 2-3



**RED**  
Home: 2-1  
Road: 2-2  
Neutral: 0-1

Date	Opponent	Result
2/22	at Duke	L, 2-16
3/1 (G1)	at UMBC	W, 8-7 (10 inn.)
3/1 (G2)	at UMBC	W, 16-13 (7 inn.)
3/8	vs. UAB	L, 12-13
3/29 (G1)	vs. Brown	W, 9-6
3/29 (G2)	vs. Brown	W, 13-10 (7 inn.)
4/14	vs. Penn	L, 1-16
4/29	at Binghamton	L, 5-8



**BLACK**  
Home: 0-3  
Road: 2-5  
Neutral: 0-0

Date	Opponent	Result
2/23	at Duke	L, 1-18
3/9	at Winthrop	L, 4-10
3/16	at Towson	W, 8-5
3/23	at Yale	L, 3-9
3/28	vs. Brown	L, 4-5
4/5	at Columbia	L, 9-13
4/13 (G1)	vs. Penn	L, 3-4
4/13 (G2)	vs. Penn	L, 4-9
4/20	at Harvard	W, 14-13
4/27	at Dartmouth	L, 4-7

**A CORNELL TEAM SCORED...**

<b>10+ Runs in a Game (4 games)</b>	14, at Harvard (4/20/2025 - W, 14-13)
<b>15+ Runs in a Game (21 games)</b>	18, at Towson (3/15/2025 - G2 - W, 18-7 - 8 inn.)
<b>20+ Runs in a Game (242 games)</b>	27, at Towson (4/5/2017 - W, 27-14)
<b>25+ Runs in a Game (242 games)</b>	27, at Towson (4/5/2017 - W, 27-14)
<b>30+ Runs in a Game (3,571 games)</b>	44, vs. Union (4/24/1897 - W, 44-5)
<b>5+ Runs in an Inning (4 games)</b>	8, at Harvard (4/20/2025 - T6 - W, 14-13)
<b>6+ Runs in an Inning (4 games)</b>	8, at Harvard (4/20/2025 - T6 - W, 14-13)
<b>7+ Runs in an Inning (4 games)</b>	8, at Harvard (4/20/2025 - T6 - W, 14-13)
<b>8+ Runs in an Inning (4 games)</b>	8, at Harvard (4/20/2025 - T6 - W, 14-13)
<b>9+ Runs in an Inning (484 games)</b>	12, at Harvard (4/10/2011 - G2 - T2 - W, 18-5)
<b>10+ Runs in an Inning (484 games)</b>	12, at Harvard (4/10/2011 - G2 - T2 - W, 18-5)
<b>11+ Runs in an Inning (484 games)</b>	12, at Harvard (4/10/2011 - G2 - T2 - W, 18-5)
<b>12+ Runs in an Inning (484 games)</b>	12, at Harvard (4/10/2011 - G2 - T2 - W, 18-5)
<b>13+ Runs in an Inning (1,702 games)</b>	13, at New Orleans (3/4/1981 - G2 - T6 - L, 18-25 - 7 inn.)
<b>14+ Runs in an Inning (3,571 games)</b>	15, vs. Union (4/24/1897 - B2 - W, 44-5)
<b>15+ Runs in an Inning (3,571 games)</b>	15, vs. Union (4/24/1897 - B2 - W, 44-5)
<b>10+ Runs in Consecutive Games (46 games)</b>	18, at Penn (4/13/2024 - G2 - W, 18-11) 11, at Penn (4/14/2024 - W, 11-9)
<b>10+ Runs in 3+ Straight Games (369 games)</b>	15, at JMU (3/15/2014 - G1 - L, 15-16) 17, at JMU (3/15/2014 - G2 - W, 17-8) 14, at JMU (3/16/2014 - W, 14-8 - 10 inn.)
<b>10+ Runs in 4+ Straight Games (3,453 games)</b>	16, at Virginia (4/7/1902 - W, 16-10) 10, at Navy (4/9/1902 - W, 10-6) 11, vs. Rochester (4/12/1902 - W, 11-1) 12, vs. Niagara (4/19/1902 - W, 12-4) 10, vs. Columbia (4/26/1902 - W, 10-7)
<b>15+ Runs in Consecutive Games (370 games)</b>	15, at JMU (3/15/2014 - G1 - L, 15-16) 17, at JMU (3/15/2014 - G2 - W, 17-8)
<b>20+ Runs in Consecutive Games (2,132 games)</b>	27, vs. Syracuse (5/11/1886 - W, 27-0 - 7 inn.) 24, vs. Union (5/14/1886 - W, 24-4)

**A CORNELL TEAM RECORDED...**

<b>15+ Hits in a Game (4 games)</b>	16, at Harvard (4/20/2025 - W, 14-13)
<b>20+ Hits in a Game (21 games)</b>	20, at Towson (3/15/2025 - G2 - W, 18-7 - 8 inn.)
<b>25+ Hits in a Game (242 games)</b>	28, at Towson (4/5/2017 - W, 27-14)
<b>5+ Doubles in a Game (4 games)</b>	5, at Harvard (4/20/2025 - W, 14-13)
<b>6+ Doubles in a Game (86 games)</b>	6, at Columbia (4/2/2023 - G2 - W, 13-8)
<b>7+ Doubles in a Game (256 games)</b>	7, at George Mason (3/12/2017 - W, 9-3)
<b>8+ Doubles in a Game (371 games)</b>	9, at James Madison (3/15/2014 - G1 - L, 15-16)
<b>9+ Doubles in a Game (371 games)</b>	9, at James Madison (3/15/2014 - G1 - L, 15-16)
<b>2+ Triples in a Game (113 games)</b>	3, vs. Dartmouth (4/23/2022 - G1 - W, 12-7)
<b>3+ Triples in a Game (113 games)</b>	3, vs. Dartmouth (4/23/2022 - G1 - W, 12-7)
<b>4+ Triples in a Game (942 games)</b>	4, at Bucknell (3/4/2000 - G2 - W, 8-6)
<b>3+ Home Runs in a Game (20 games)</b>	3, at Towson (3/16/2025 - W, 8-5)
<b>4+ Home Runs in a Game (21 games)</b>	4, at Towson (3/15/2025 - G2 - W, 18-7 - 8 inn.)
<b>5+ Home Runs in a Game (53 games)</b>	7, vs. Dartmouth (3/30/2024 - G2 - W, 17-2)
<b>6+ Home Runs in a Game (53 games)</b>	7, vs. Dartmouth (3/30/2024 - G2 - W, 17-2)
<b>7+ Home Runs in a Game (53 games)</b>	7, vs. Dartmouth (3/30/2024 - G2 - W, 17-2)
<b>Leadoff Home Run (4 games)</b>	Jakobi Davis, at Harvard (4/20/2025 - W, 14-13)
<b>Back-to-Back Home Runs (1 game)</b>	at Dartmouth (4/27/2025 - L, 4-7) Jakobi Davis (solo) & Luke Johnson (solo) - T9
<b>Back-to-Back-to-Back HRs (53 games)</b>	vs. Dartmouth (3/30/2024 - G2 - W, 17-2) Mark Quatrani (grand slam), Matt Barnhorst (solo), Kevin Hager (solo)
<b>Two Grand Slams in a Game (47 games)</b>	at Penn (4/13/2024 - G2 - W, 18-11) Caden Wildman - T7 & T8
<b>Drew 10+ Walks in a Game (7 games)</b>	11, at Binghamton (4/15/2025 - L, 5-8)
<b>Drew 15+ Walks in a Game (1,065 games)</b>	16, at Bucknell (5/1/1996 - G1 - W, 18-3)
<b>Zero Strikeouts in a Game (469 games)</b>	vs. Brown (4/3/2011 - G1 - L, 2-5)
<b>Hit by 3+ Pitches in a Game (4 games)</b>	5, at Harvard (4/20/2025 - W, 14-13)
<b>Hit by 4+ Pitches in a Game (4 games)</b>	5, at Harvard (4/20/2025 - W, 14-13)
<b>Hit by 5+ Pitches in a Game (4 games)</b>	5, at Harvard (4/20/2025 - W, 14-13)
<b>Hit by 6+ Pitches in a Game (676 games)</b>	7, at Penn (4/15/2006 - G2 - W, 23-10)
<b>Hit by 7+ Pitches in a Game (676 games)</b>	7, at Penn (4/15/2006 - G2 - W, 23-10)
<b>4+ Stolen Bases in a Game (15 games)</b>	5, vs. Brown (3/29/2025 - G1 - W, 9-6)
<b>5+ Stolen Bases in a Game (15 games)</b>	5, vs. Brown (3/29/2025 - G1 - W, 9-6)
<b>6+ Stolen Bases in a Game (15 games)</b>	7, at Coppin State (3/5/2022 - G2 - W, 14-5)
<b>7+ Stolen Bases in a Game (135 games)</b>	7, at Coppin State (3/5/2022 - G2 - W, 14-5)
<b>8+ Stolen Bases in a Game (372 games)</b>	9, at George Washington (3/9/2014 - G2 - W, 8-1)
<b>9+ Stolen Bases in a Game (372 games)</b>	9, at George Washington (3/9/2014 - G2 - W, 8-1)
<b>10+ Stolen Bases in a Game (2,458 games)</b>	10, vs. Sampson AFB (6/2/1952 - W, 8-3)

**A CORNELL PITCHING STAFF...**

<b>Threw No-Hitter (447 games)</b>	Connor Kaufmann, vs. Dartmouth (4/1/2012 - W, 2-0)
<b>Threw Combined No-Hitter (1,365 games)</b>	Kerry Brooks (3 inn.), Rob Wilson (3 inn.), & Doug Petillo (1 inn.), vs. Rochester (4/5/1989 - G1 - W, 2-1)
<b>Threw Perfect Game (1,896 games)</b>	Gary Gronowski, vs. Oneonta (5/11/1976 - W, 1-0)
<b>Held Opponent to One Hit (160 games)</b>	at Harvard (4/14/2019 - W, 2-0)
<b>Held Opponent to One Hit at Home (68 games)</b>	vs. Princeton (4/30/2017 - W, 13-1)
<b>Held Opponent to One Hit on Road (113 games)</b>	at Harvard (4/14/2019 - W, 2-0)
<b>Shutout Opponent (106 games)</b>	at Brown (5/7/22 - G2 - W, 3-0)
<b>Shutout in Ivy League Game (43 games)</b>	at Brown (5/7/22 - G2 - W, 3-0)
<b>Posted Consecutive Shutouts (1,468 games)</b>	vs. Oneonta (5/2/1986 - G1 - W, 4-0 - 7 inn.) vs. Oneonta (5/2/1986 - G2 - W, 5-0 - 7 inn.)
<b>Struck out 10+ Batters (5 games)</b>	10, at Harvard (4/19/2025 - G2 - L, 8-9)
<b>Struck out 11+ Batters (27 games)</b>	11, at UMBC (3/1/2025 - G1 - W, 8-7 - 10 inn.)
<b>Struck out 12+ Batters (45 games)</b>	12, at Binghamton (4/16/2024 - W, 9-7)
<b>Struck out 13+ Batters (56 games)</b>	13, at Princeton (3/22/2024 - G2 - L, 3-4)
<b>Struck out 14+ Batters (144 games)</b>	14, vs. Niagara (2/29/2020 - G2 - L, 6-8)
<b>Struck out 15+ Batters (208 games)</b>	15, vs. Canisius (4/4/2018 - W, 6-5)
<b>Struck out 16+ Batters (549 games)</b>	18, at Princeton (4/29/2009 - W, 9-0)
<b>Struck out 17+ Batters (549 games)</b>	18, at Princeton (4/29/2009 - W, 9-0)
<b>Struck out 18+ Batters (549 games)</b>	18, at Princeton (4/29/2009 - W, 9-0)

**A CORNELL PITCHING STAFF ALLOWED...**

<b>10+ Runs in a Game (4 games)</b>	13, at Harvard (4/20/2025 - W, 14-13)
<b>15+ Runs in a Game (8 games)</b>	16, vs. Penn (4/14/2025 - L, 1-16)
<b>20+ Runs in a Game (61 games)</b>	20, at Georgetown (3/10/2024 - G2 - L, 0-20)
<b>25+ Runs in a Game (774 games)</b>	31, at UC Santa Barbara (3/25/2004 - L, 3-31)
<b>30+ Runs in a Game (774 games)</b>	31, at UC Santa Barbara (3/25/2004 - L, 3-31)
<b>5+ Runs in an Inning (1 game)</b>	6, at Dartmouth (4/27/2025 - B2 - L, 4-7)
<b>6+ Runs in an Inning (1 game)</b>	6, at Dartmouth (4/27/2025 - B2 - L, 4-7)
<b>7+ Runs in an Inning (8 games)</b>	7, vs. Penn (4/14/2025 - T2 - L, 1-16)
<b>8+ Runs in an Inning (28 games)</b>	9, at #17 Duke (2/23/2025 - B5 - L, 1-18)
<b>9+ Runs in an Inning (28 games)</b>	9, at #17 Duke (2/23/2025 - B5 - L, 1-18)
<b>10+ Runs in an Inning (62 games)</b>	16, at Georgetown (3/10/2024 - G1 - B2 - L, 6-24)
<b>15+ Runs in an Inning (62 games)</b>	16, at Georgetown (3/10/2024 - G1 - B2 - L, 6-24)

**A CORNELL TEAM DEFENSIVELY...**

<b>Committed 4+ Errors (84 games)</b>	4, vs. Brown (4/8/2023 - L 8-12)
<b>Committed 5+ Errors (114 games)</b>	6, vs. Binghamton (4/20/2022 - W, 10-9 - 10 inn.)
<b>Committed 6+ Errors (114 games)</b>	6, vs. Binghamton (4/20/2022 - W, 10-9 - 10 inn.)
<b>Committed 7+ Errors (1,038 games)</b>	7, at Le Moyne (4/15/1997 - L, 8-14)
<b>Committed 8+ Errors (1,098 games)</b>	8, at Pacific (3/20/1996 - L, 7-18)
<b>Committed 9+ Errors (1,238 games)</b>	10, vs. Le Moyne (4/8/1992 - G1 - L, 3-19)
<b>Committed 10+ Errors (1,238 games)</b>	10, vs. Le Moyne (4/8/1992 - G1 - L, 3-19)
<b>Turned 3+ Double Plays (8 games)</b>	3, vs. Penn (4/14/2025 - L, 1-16)
<b>Turned 4+ Double Plays (474 games)</b>	4, vs. Penn (4/24/2011 - G2 - L, 2-10)
<b>No Errors in 3+ Straight Games (28 games)</b>	4 games (5/20/2024 - 2/23/25)
<b>No Errors in 4+ Straight Games (28 games)</b>	4 games (5/20/2024 - 2/23/25)

**A CORNELL TEAM...**

<b>Played to a Tie (204 games)</b>	vs. Binghamton (4/10/2018 - T, 9-9 - 9.5 inn. - darkness)
<b>Won in Extra Innings (19 games)</b>	at Yale (3/22/2025 - G1 - W, 13-12 - 10 inn.)
<b>Lost in Extra Innings (36 games)</b>	at Brown (5/4/2024 - G2 - L, 12-13 - 10 inn.)
<b>Consecutive Extra-Inning Games (216 games)</b>	at Fordham (3/17/2018 - L, 3-4 - 10 inn.; W, 4-3 - 10 inn.)
<b>Played 11-Plus Innings (179 games)</b>	at Navy (3/9/2019 - G2 - W, 3-2 - 11 inn.)
<b>Played 12-Plus Innings (333 games)</b>	vs. LIU Brooklyn (3/13/2015 - L, 4-5 - 12 inn.)
<b>Played 13-Plus Innings (341 games)</b>	at Princeton (4/27/2014 - G2 - W, 4-2 - 14 inn.)
<b>Played 14-Plus Innings (341 games)</b>	at Princeton (4/27/2014 - G2 - W, 4-2 - 14 inn.)
<b>Played a Top-25 Team (28 games)</b>	at #17 Duke (2/23/2025 - L, 1-18)
<b>Defeated a Top-25 Team (30 games)</b>	at #17 Duke (2/22/2025 - W, 11-8)
<b>Swept Doubleheader (4 DHs)</b>	vs. Brown (3/29/2025 - W, 9-6; W, 13-10 - 7 inn.)
<b>Swept 3-Game Series (13 series)</b>	vs. Dartmouth (3/30/2024 - 3/31/2024)
<b>Swept 3-Game Ivy Series (11 series)</b>	vs. Dartmouth (3/30/2024 - 3/31/2024)
<b>Swept 4-Game Series (25 series)</b>	at Maryland Eastern Shore (3/2/2012 - 3/4/2012)
<b>Swept in Doubleheader (0 DHs)</b>	at Harvard (4/19/2025 - L, 5-8; L, 8-9)
<b>Swept in 3-Game Series (0 series)</b>	at Dartmouth (4/25/2025 - 4/27/2025)
<b>Swept in 3-Game Ivy Series (0 series)</b>	at Dartmouth (4/25/2025 - 4/27/2025)
<b>Swept in 4-Game Series (9 series)</b>	at Columbia (4/18/2015 - 4/19/2015)

*Shaded row denotes occurred during 2025 season*



A CORNELL INDIVIDUAL....

Scored 4+ Runs in a Game (26 games)	4, Caden Wildman, at UMBC (3/1/2025 - G2 - W, 16-13 - 7 inn.)
Scored 5+ Runs in a Game (242 games)	5, Will Simoneit, at Towson (4/5/2017 - W, 24-17)
Recorded 4+ Hits in a Game (21 games)	4, Ryan Porter, at Towson (3/15/2025 - G2 - W, 18-7 - 8 inn.)
Recorded 5+ Hits in a Game (166 games)	5, Will Simoneit, at Army (4/3/2019 - W, 4-1)
Recorded 6+ Hits in a Game (242 games)	6, Trey Baur, at Towson (4/5/2017 - W, 24-17)
Recorded 2+ Doubles in a Game (4 games)	2, Mark Quatrani, at Harvard (4/20/2025 - W, 14-13)
Recorded 3+ Doubles in a Game (124 games)	3, Max Jensen, vs. Yale (4/2/2022 - G2 - W, 12-9)
Recorded 2+ Triples in a Game (113 games)	2, Sam Kaplan, vs. Dartmouth (4/23/2022 - G1 - W, 12-7)
Recorded 3+ Triples in a Game (1,773 games)	3, Steve Caputi, vs. SUNY Cortland (4/30/1979 - W, 15-11)
Hit 2+ Home Runs in a Game (21 games)	2, Ryan Porter, at Towson (3/15/2025 - G2 - W, 18-7 - 8 inn.)
Hit 3+ Home Runs in a Game (263 games)	3, Dale Wickham, vs. Princeton (4/30/2016 - G1 - W, 4-3)
Hit a Grand Slam in a Game (21 games)	Ryan Porter, at Towson (3/15/2025 - G2 - W, 18-7 - 8 inn.)
Hit 2+ Grand Slams in a Game (47 games)	Caden Wildman, at Penn (4/13/2024 - G2 - W, 18-11)
Recorded 5+ RBI in a Game (15 games)	5, Mark Quatrani, vs. Brown (3/29/2025 - G1 - W, 9-6)
Recorded 6+ RBI in a Game (21 games)	8, Ryan Porter, at Towson (3/15/2025 - G2 - W, 18-7 - 8 inn.)
Recorded 7+ RBI in a Game (21 games)	8, Ryan Porter, at Towson (3/15/2025 - G2 - W, 18-7 - 8 inn.)
Recorded 8+ RBI in a Game (21 games)	8, Ryan Porter, at Towson (3/15/2025 - G2 - W, 18-7 - 8 inn.)
Drew 3+ Walks in a Game (7 games)	3, Owen Carlson, at Binghamton (4/15/2025 - L, 5-8)
Drew 4+ Walks in a Game (185 games)	4, Justin Taylor, at Baylor (2/23/2019 - L, 3-10)
Drew 5+ Walks in a Game (1,792 games)	5, Steve Caputi, at Hawai'i-Hilo (3/21/1979 - W, 9-8)
Stole 2+ Bases in a Game (15 games)	2, Jakobi Davis & John Quinlan, vs. Brown (3/29/2025 - W, 9-6)
Stole 3+ Bases in a Game (76 games)	3, Ryan Porter, vs. Princeton (4/22/2023 - G1 - L, 5-8)
Stole 4+ Bases in a Game (372 games)	6, Tom D'Alessandro, at George Washington (3/9/2014 - G2 - W, 8-1)
Stole 5+ Bases in a Game (372 games)	6, Tom D'Alessandro, at George Washington (3/9/2014 - G2 - W, 8-1)
Stole 6+ Bases in a Game (372 games)	6, Tom D'Alessandro, at George Washington (3/9/2014 - G2 - W, 8-1)
Hit by 2+ Pitches in a Game (4 games)	2, Mark Quatrani, at Harvard (4/20/2025 - W, 14-13)
Hit by 3+ Pitches in a Game (602 games)	3, Mickey Brodsky, vs. Harvard (4/8/2008 - G2 - L, 1-2)
Recorded Walk-Off Win (44 games)	John Quinlan (two-run double), vs. Yale (4/20/2024 - W, 10-9 - 10 inn.)
Recorded Walk-Off Home Run (153 games)	Will Simoneit (3-run), vs. Penn (4/28/2019 - W, 8-7)
Lost Game on Walk-Off (5 games)	Liam Wilson (2-run HR), at Harvard (4/19/2025 - G2 - L, 8-9)
Lost Game on Walk-Off Home Run (5 games)	Liam Wilson (2-run HR), at Harvard (4/19/2025 - G2 - L, 8-9)
Recorded 10-Game Hit Streak	10 games, John Quinlan (2025)
Recorded 15-Game Hit Streak	20 games, Max Jensen (2024-25)
Recorded 20-Game Hit Streak	20 games, Max Jensen (2024-25)
Recorded 15-Game On-Base Streak	35 games, John Quinlan (2024-25) 24 games, Jakobi Davis (2024-25)
Recorded 20-Game On-Base Streak	35 games, John Quinlan (2024-25) 24 games, Jakobi Davis (2024-25)
Recorded 30-Game On-Base Streak	35 games, John Quinlan (2024-25)
Recorded 40-Game On-Base Streak	42 games, Nathan Waugh (2023-24)

A CORNELL PITCHER...

Threw 7-Inning No-Hitter (447 games)	Connor Kaufmann, vs. Dartmouth (4/1/2012 - W, 2-0)
Threw 9-Inning No-Hitter (2,181 games)	Larry Rafalski, vs. Hartwick (4/25/1968 - W, 7-0)
Threw Perfect Game (1,896 games)	Gary Gronowski, vs. Oneonta (5/11/1976 - W, 1-0) - 7-inning game
Threw 7-Inning Complete Game (232 games)	Tim Willittes, vs. Penn (4/22/2017 - G1 - L, 0-5)
Threw 7-Inning Complete Game Shutout (303 games)	Brian McAfee, vs. Princeton (4/26/2015 - G1 - W, 10-0)
Threw 9-Inning Complete Game (106 games)	Luke Yacinich, at Brown (5/7/2022 - G1 - W, 3-0) - 111 pitches
Threw 9-Inning Complete Game Shutout (106 games)	Luke Yacinich, at Brown (5/7/2022 - G1 - W, 3-0) - 111 pitches
Pitched 3+ Scoreless Innings of Relief (1 game)	Gus Magill (4.0 IP), at Dartmouth (4/27/2025 - L, 4-7) - 58 pitches
Pitched 3+ Hitless Innings of Relief (15 games)	Sam Keene (3.0 IP), at Yale (3/22/2025 - W, 7-4) - 52 pitches
Pitched 4+ Scoreless Innings of Relief (1 game)	Gus Magill (4.0 IP), at Dartmouth (4/27/2025 - L, 4-7) - 58 pitches
Pitched 5+ Scoreless Innings of Relief (51 games)	Huxley Holcombe (5.0 IP), vs. Harvard (4/6/2024 - W, 6-5) - 64 pitches
Struck out 10+ Batters (260 games)	10, Justin Lewis, at Navy (3/4/2017 - G2 - L, 7-8)
Struck out 11+ Batters (291 games)	13, Tim Willittes, at Bucknell (3/19/2016 - G2 - W, 5-2)
Struck out 12+ Batters (291 games)	13, Tim Willittes, at Bucknell (3/19/2016 - G2 - W, 5-2)
Struck out 13+ Batters (291 games)	13, Tim Willittes, at Bucknell (3/19/2016 - G2 - W, 5-2)
Struck out 14+ Batters (794 games)	15, Chris Schutt, at Columbia (4/19/2003 - G2 - W, 7-1)
Struck out 15+ Batters (794 games)	15, Chris Schutt, at Columbia (4/19/2003 - G2 - W, 7-1)

Shaded row denotes occurred during 2025 season

PLAYER PERFORMANCES

MULTI-HIT GAMES	2025	REC	CAREER	REC
Barela	—	0-0	—	0-0
Beaulieu	—	0-0	—	0-0
Carlson	7	2-5	10	4-6
Davis	7	5-2	21	11-10
Dillon	—	0-0	—	0-0
Hager	8	4-4	13	7-6
Jaun	3	2-1	3	2-1
Jensen	5	4-1	41	18-23
L.Johnson	3	2-1	7	4-3
Marko	—	0-0	—	0-0
Musser	7	3-4	10	5-5
Porter	8	5-3	20	11-9
Quatrani	12	7-5	24	13-11
Quinlan	5	4-1	32	20-12
Shin	—	0-0	—	0-0
Swidorski	3	1-2	10	2-8
Urofsky	—	0-0	—	0-0
Walters	—	0-0	—	0-0
Wildman	8	5-3	16	10-6
MULTI-RBI GAMES	2025	REC	CAREER	REC
Barela	2	0-2	2	0-2
Beaulieu	—	0-0	—	0-0
Carlson	1	1-0	1	1-0
Davis	4	3-1	13	8-5
Dillon	—	0-0	—	0-0
Hager	4	3-1	7	5-2
Jaun	2	1-1	2	1-1
Jensen	4	4-0	25	18-7
L.Johnson	3	1-2	5	3-2
Marko	—	0-0	—	0-0
Musser	4	1-3	7	2-5
Porter	4	2-2	13	6-7
Quatrani	5	3-2	16	11-5
Quinlan	8	7-1	15	13-2
Shin	—	0-0	—	0-0
Swidorski	3	2-1	6	3-3
Urofsky	—	0-0	—	0-0
Walters	—	0-0	—	0-0
Wildman	4	3-1	9	7-2
QUALITY STARTS	2025	REC	CAREER	REC
Biben	—	0-0	—	0-0
Ellison	—	0-0	—	0-0
Foster	—	0-0	—	0-0
Gerfen	—	0-0	—	0-0
Hamill	—	0-0	5	4-1
Hegarty	—	0-0	—	0-0
Holcombe	3	2-1	3	2-1
Jaun	—	0-0	—	0-0
Jennewein	—	0-0	—	0-0
B.Johnson	—	0-0	—	0-0
Keene	—	0-0	—	0-0
Keller	—	0-0	5	3-2
Magill	—	0-0	—	0-0
Mayfield	4	1-3	4	1-3
McHugh	—	0-0	—	0-0
Porter	—	0-0	—	0-0
Ramos	—	0-0	—	0-0
Shea	—	0-0	—	0-0
Siwinski	—	0-0	—	0-0
Van Sice	—	0-0	—	0-0



2025 CORNELL OVERALL STATISTICS

Overall11-20

Home2-4

Away9-14

Neutral0-2

Ivy League6-12

BATTING STATISTICS

#	PLAYER	AVG	GP	GS	AB	R	H	2B	3B	HR	RBI	TB	SLG%	BB	HBP	SO	GDP	OB%	SF	SH	SB	ATT
19	Mark Quatrani	.333	31	31	120	26	40	10	0	4	20	62	.517	14	12	24	2	.446	2	0	1	1
12	Ryan Porter	.315	28	21	89	16	28	9	0	6	21	55	.618	5	2	28	1	.365	0	0	2	4
4	Caden Wildman	.287	29	29	108	23	31	7	0	3	17	47	.435	17	1	27	2	.386	1	5	8	8
20	Kevin Hager	.277	31	31	112	27	31	7	0	2	19	44	.393	17	10	18	2	.408	3	0	2	3
15	Owen Carlson	.276	29	29	105	16	29	2	1	0	12	33	.314	15	2	21	1	.368	3	1	0	1
22	Jakobi Davis	.245	31	31	106	19	26	2	1	5	18	45	.425	25	1	36	0	.385	3	0	9	10
1	John Quinlan	.228	31	28	114	22	26	6	1	2	20	40	.351	23	4	26	3	.373	1	1	9	10
18	TJ Swidorski	.313	16	7	32	8	10	4	0	1	8	17	.531	3	0	7	1	.371	0	0	0	0
2	Mason Barela	.286	8	3	14	2	4	0	0	2	4	10	.714	1	1	5	0	.375	0	0	0	0
7	Max Jensen	.284	17	17	67	18	19	3	1	5	15	39	.582	14	4	12	2	.430	1	0	4	6
6	Kyle Musser	.258	22	22	89	13	23	4	1	3	15	38	.427	8	6	22	4	.359	0	0	2	2
30	William Jaun	.250	23	13	44	6	11	3	0	0	7	14	.318	5	1	9	1	.340	0	0	0	1
8	Luke Johnson	.208	21	18	72	11	15	2	0	4	10	29	.403	5	1	16	0	.269	0	0	2	3
31	Ryan Dillon	.000	2	1	3	0	0	0	0	0	0	0	.000	0	0	2	0	.000	0	0	0	0
23	Jayden Shin	.000	1	0	1	0	0	0	0	0	0	0	.000	0	0	1	0	.000	0	0	0	0
TOTALS		.272	31		1076	207	293	59	5	37	186	473	.440	152	45	254	19	.381	14	7	39	49
OPPONENTS		.282	31		999	268	282	45	8	42	240	469	.469	204	64	195	20	.428	18	21	51	65

PITCHING STATISTICS

#	PLAYER	ERA	W	L	APP	GS	CG	SHO	SV	IP	H	R	ER	BB	SO	2B	3B	HR	AB	AVG	WP	HBP	BK	SFA	SHA
32	Carson Mayfield	4.50	1	2	10	10	0	0/0	0	56.0	40	33	28	21	49	3	1	8	198	.202	6	18	0	4	2
37	Huxley Holcombe	7.10	3	1	10	8	0	0/0	0	52.0	58	47	41	26	38	10	1	5	199	.291	7	11	1	2	6
17	Gus Magill	4.91	0	2	5	0	0	0/0	0	7.1	6	4	4	6	4	2	0	0	28	.214	2	4	1	0	0
29	Will Siwinski	5.40	0	0	2	0	0	0/0	0	1.2	2	1	1	1	0	0	0	1	7	.286	1	0	0	0	0
42	Josh Shea	6.39	1	1	15	0	0	0/0	0	12.2	19	9	9	5	11	4	1	2	55	.345	0	0	0	1	0
36	Nathaniel Jennewein	6.55	1	0	7	0	0	0/0	0	11.0	11	9	8	12	7	3	0	2	41	.268	2	1	0	1	0
12	Ryan Porter	7.84	2	0	8	0	0	0/0	0	10.1	12	10	9	11	7	1	1	3	41	.293	0	3	0	0	1
30	William Jaun	8.59	0	2	12	2	0	0/0	2	14.2	14	14	14	18	15	0	0	2	55	.255	2	0	0	1	3
18	TJ Swidorski	9.00	0	0	6	0	0	0/0	1	6.0	6	6	6	4	3	2	0	0	23	.261	3	2	0	0	0
43	Ethan McHugh	9.00	0	0	1	0	0	0/0	0	2.0	2	2	2	3	2	1	0	0	7	.286	1	0	0	0	1
3	Chris Ellison	9.67	0	5	11	4	0	0/0	1	22.1	25	28	24	26	11	2	1	4	87	.287	2	5	1	0	2
26	John Hegarty	10.53	0	3	14	0	0	0/0	1	19.2	30	23	23	12	18	5	1	4	83	.361	4	4	0	3	1
34	Ethan Van Sice	11.37	1	0	5	0	0	0/0	0	6.1	13	9	8	2	3	6	0	1	31	.419	2	0	0	1	0
44	Sam Keene	11.74	1	2	10	5	0	0/0	1	23.0	26	35	30	23	15	3	2	3	89	.292	9	7	0	2	3
21	John Gerfen	18.00	0	1	2	0	0	0/0	0	1.0	1	2	2	1	0	0	0	1	4	.250	0	0	0	0	0
16	Noah Keller	19.38	1	1	10	2	0	0/0	0	13.0	15	29	28	30	11	3	0	4	46	.326	6	7	0	3	2
28	Max Foster	27.00	0	0	1	0	0	0/0	0	0.1	1	1	1	0	1	0	0	1	2	.500	0	0	0	0	0
40	Tavian Ramos	81.00	0	0	2	0	0	0/0	0	0.2	1	6	6	3	0	0	0	1	3	.333	2	2	0	0	0
TOTALS		8.45	11	20	31		0	0	6	260.0	282	268	244	204	195	45	8	42	999	.282	49	64	3	18	21
OPPONENTS		5.86	20	11	31		0	0	6	271.2	293	207	177	152	254	59	5	37	1076	.272	34	45	4	14	7

2025 CORNELL IVY LEAGUE STATISTICS

Overall11-20

Home2-4

Away9-14

Neutral0-2

Ivy League6-12

BATTING STATISTICS

#	PLAYER	AVG	GP	GS	AB	R	H	2B	3B	HR	RBI	TB	SLG%	BB	HBP	SO	GDP	OB%	SF	SH	SB	ATT
19	Mark Quatrani	.329	18	18	70	13	23	7	0	1	11	33	.471	7	7	13	1	.430	2	0	1	1
4	Caden Wildman	.313	18	18	67	12	21	5	0	2	12	32	.478	9	1	13	2	.397	1	3	6	6
15	Owen Carlson	.277	17	17	65	9	18	2	1	0	7	22	.338	8	1	10	1	.360	1	1	0	0
1	John Quinlan	.263	18	15	57	14	15	4	0	0	9	19	.333	13	3	14	1	.419	1	0	6	6
12	Ryan Porter	.262	17	16	65	11	17	7	0	3	9	33	.508	3	2	25	1	.314	0	0	2	4
30	William Jaun	.250	16	11	44	6	11	3	0	0	7	14	.318	5	1	9	1	.340	0	0	0	1
22	Jakobi Davis	.230	18	18	61	10	14	1	0	3	11	24	.393	13	0	20	0	.351	3	0	8	9
20	Kevin Hager	.214	18	18	70	13	15	4	0	0	8	19	.271	8	5	12	2	.329	2	0	2	3
6	Kyle Musser	.333	9	9	36	5	12	1	1	2	6	21	.583	1	3	9	2	.400	0	0	1	1
8	Luke Johnson	.257	11	9	35	5	9	1	0	3	5	19	.543	2	0	9	0	.297	0	0	1	1
2	Mason Barela	.250	3	1	4	1	1	0	0	1	2	4	1.000	0	1	1	0	.400	0	0	0	0
18	TJ Swidorski	.238	9	5	21	4	5	2	0	0	3	7	.333	1	0	6	0	.273	0	0	0	0
7	Max Jensen	.190	6	6	21	7	4	2	0	1	6	9	.429	6	3	5	1	.433	0	0	1	2
31	Ryan Dillon	.000	1	1	2	0	0	0	0	0	0	0	.000	0	0	1	0	.000	0	0	0	0
23	Jayden Shin	.000	1	0	1	0	0	0	0	0	0	0	.000	0	0	1	0	.000	0	0	0	0
TOTALS		.267	18		619	110	165	39	2	16	96	256	.414	76	27	148	12	.366	10	4	28	34
OPPONENTS		.280	18		589	146	165	26	4	19	129	256	.435	106	42	112	13	.418	12	15	35	42

PITCHING STATISTICS

#	PLAYER	ERA	W	L	APP	GS	CG	SHO	SV	IP	H	R	ER	BB	SO	2B	3B	HR	AB	AVG	WP	HBP	BK	SFA	SHA
37	Huxley Holcombe	5.05	3	1	6	6	0	0/0	0	35.2	33	24	20	16	28	6	1	1	130	.254	7	8	1	2	5
32	Carson Mayfield	5.60	0	2	6	6	0	0/0	0	35.1	28	24	22	15	34	3	1	3	126	.222	6	14	0	4	1
44	Sam Keene	10.24	0	2	6	5	0	0/0	1	19.1	24	27	22	14	11	3	1	3	77	.312	8	7	0	1	3
29	Will Siwinski	0.00	0	0	1	0	0	0/0	0	0.1	0	0	0	0	0	0	0	0	1	.000	0	0	0	0	0
42	Josh Shea	3.00	1	0	10	0	0	0/0	0	9.0	11	3	3	4	4	2	0	1	36	.306	0	0	0	1	0
30	William Jaun	3.38	0	0	5	0	0	0/0	1	5.1	6	2	2	5	6	0	0	0	20	.300	2	0	0	1	3
17	Gus Magill	4.91	0	2	5	0	0	0/0	0	7.1	6	4	4	6	4	2	0	0	28	.214	2	4	1	0	0
18	TJ Swidorski	7.71	0	0	4	0	0	0/0	1	4.2	6	4	4	2	3	2	0	0	18	.333	2	1	0	0	0
12	Ryan Porter	9.82	1	0	3	0	0	0/0	0	3.2	3	4	4	6	1	0	0	2	14	.214	0	1	0	0	0
26	John Hegarty	10.80	0	2	8	0	0	0/0	0	11.2	17	14	14	6	8	0	1	3	49	.347	2	1	0	1	1
34	Ethan Van Sice	11.37	1	0	5	0	0	0/0	0	6.1	13	9	8	2	3	6	0	1	31	.419	2	0	0	1	0
3	Chris Ellison	12.10	0	3	7	1	0	0/0	1	9.2	11	16	13	14	5	0	0	3	39	.282	0	2	0	0	0
16	Noah Keller	15.19	0	0	5	0	0	0/0	0	5.1	5	10	9	13	5	1	0	1	17	.294	2	2	0	1	2
36	Nathaniel Jennewein	27.00	0	0	1	0	0	0/0	0	0.1	1	1	1	2	0	1	0	0	2	.500	0	0	0	0	0
40	Tavian Ramos	∞	0	0	1	0	0	0/0	0	0.0	1	4	4	1	0	0	0	1	1	1.000	1	2	0	0	0
TOTALS		7.60	6	12	18	0	0	4	154.0	165	146	130	106	112	26	4	19	589	.280	34	42	2	12	15	
OPPONENTS		5.40	12	6	18	0	0	4	160.0	165	110	96	76	148	39	2	16	619	.267	21	27	0	10	4	

GAME-BY-GAME INFORMATION

DATE	OPPONENT	SCORE/	CORNELL				OPPONENT											TIME ATT.
		TIME (ET)	R	H	E	LOB	R	H	E	LOB	REC	IVY	POS	GB	WIN	LOSS	SAVE	
2/21	at Duke	W, 11-8	11	11	0	9	8	6	3	4	1-0	—	—	—	Mayfield (1-0)	Johnson (0-2)	—	3:04 334
2/22	at Duke	L, 2-16	2	6	0	9	16	13	0	12	1-1	—	—	—	Higgins (1-0)	Keller (0-1)	—	3:17 443
2/23	at Duke	L, 1-18	1	8	0	11	18	12	1	3	1-2	—	—	—	Nard (1-0)	Ellison (0-1)	—	3:01 431
3/1	at UMBC	W, 8-7 (10)	8	9	1	11	7	10	5	8	2-2	—	—	—	Porter (1-0)	Kelly (0-1)	—	3:06 247
3/1	at UMBC	W, 16-13 (7)	16	11	1	10	13	6	5	7	3-2	—	—	—	Jennewein (1-0)	Bell (0-1)	Jaun (1)	3:04 279
3/2	at UMBC	GAME CANCELED (NO MAKEUP SCHEDULED)																
3/7	vs. Michigan St.	L, 2-3	2	8	2	11	3	6	1	5	3-3	—	—	—	Horvath (2-1)	Jaun (0-1)	—	2:51 235
3/8	vs. UAB	L, 12-13	12	13	2	9	13	10	2	10	3-4	—	—	—	Ellis (1-0)	Jaun (0-2)	Olson (4)	4:01 207
3/9	at Winthrop	L, 4-10	4	8	2	10	10	11	1	8	3-5	—	—	—	Gilley (2-1)	Ellison (0-2)	—	2:53 895
3/15	at Towson	L, 5-6	5	5	0	6	6	10	1	9	3-6	—	—	—	Nabholz (2-0)	Hegarty (0-1)	—	3:15 150
3/15	at Towson	W, 18-7 (8)	18	20	0	12	7	10	1	8	4-6	—	—	—	Keller (1-1)	Luczak (1-1)	—	3:13 150
3/16	at Towson	W, 8-5	8	14	1	7	5	9	2	13	5-6	—	—	—	Keene (1-0)	DeProspero (1-2)	Hegarty (1)	3:00 83
3/22	at Yale	W, 13-12	13	17	0	15	12	7	2	5	6-6	1-0	T-1st	+1.0	Porter (2-0)	Evans (1-1)	—	3:57 136
3/22	at Yale	W, 7-4	7	10	1	11	4	4	2	8	7-6	2-0	T-1st	+2.0	Holcombe (1-0)	Cohen (1-2)	Keene (1)	3:03 126
3/23	at Yale	L, 3-9	3	6	2	12	9	5	3	6	7-7	2-1	4th	-1.0	Ohman (2-0)	Ellison (0-3)	—	3:00 115
3/25	BINGHAMTON	GAME CANCELED (NO MAKEUP SCHEDULED)																
3/28	BROWN	L, 4-5	4	5	0	7	5	10	1	10	7-8	2-2	4th	-1.5	Dubie (2-1)	Hegarty (0-2)	Keel (1)	2:29 45
3/29	BROWN	W, 9-6	9	5	1	5	6	6	0	8	8-8	3-2	4th	-1.5	Holcombe (2-0)	Trout (0-4)	Ellison (1)	2:55 90
3/29	BROWN	W, 13-10 (7)	13	12	2	9	10	9	2	9	9-8	4-2	T-2nd	-1.0	Shea (1-0)	Kline (1-1)	Jaun (2)	3:45 75
4/4	at Columbia	L, 1-10	1	4	1	4	10	14	2	11	9-9	4-3	T-3rd	-2.0	Sheets (2-2)	Mayfield (1-1)	—	2:29 123
4/4	at Columbia	W, 7-3	7	12	0	9	3	4	0	6	10-9	5-3	T-3rd	-1.0	Holcombe (3-0)	Edwards (2-2)	—	2:40 225
4/5	at Columbia	L, 9-13	9	10	1	6	13	9	1	8	10-10	5-4	4th	-2.0	Sotiropoulos (3-3)	Ellison (0-4)	—	3:36 166
4/8	at Bucknell	GAME CANCELED (NO MAKEUP SCHEDULED)																
4/13	PENN	L, 3-4	3	10	0	11	4	4	0	4	10-11	5-5	4th	-3.0	Coyne (3-1)	Magill (0-1)	—	2:41 183
4/13	PENN	L, 4-9	4	11	1	5	9	13	0	12	10-12	5-6	T-4th	-4.0	Katz (4-2)	Holcombe (3-1)	—	2:53 148
4/14	PENN	L, 1-16	1	6	2	8	16	17	0	10	10-13	5-7	T-5th	-5.0	Tobin (2-1)	Keene (1-1)	—	3:09 114
4/15	at Binghamton	L, 5-8	5	9	0	14	8	5	1	8	10-14	—	—	—	Packard (3-3)	Gerfen (0-1)	Dally (2)	3:04 132
4/19	at Harvard	L, 5-8	5	13	0	11	8	11	1	14	10-15	5-8	T-5th	-6.0	Fang (2-3)	Magill (0-2)	McHugh (3)	3:08 783
4/19	at Harvard	L, 8-9	8	6	3	5	9	14	4	11	10-16	5-9	T-6th	-6.0	Smith (1-0)	Hegarty (0-3)	—	2:58 783
4/20	at Harvard	W, 14-13	14	16	1	8	13	18	2	9	11-16	6-9	5th	-5.0	Van Sice (1-0)	Dowling (1-3)	Swidorski (1)	3:34 384
4/25	at Dartmouth	L, 3-5	3	9	0	9	5	5	0	3	11-17	6-10	T-6th	-5.5	Klaric-Schell (2-1)	Mayfield (1-2)	Will (1)	2:23 148
4/26	at Dartmouth	L, 2-3	2	4	0	4	3	7	0	11	11-18	6-11	7th	-6.0	Chambers (1-3)	Ellison (0-5)	Loeger (1)	2:43 213
4/27	at Dartmouth	L, 4-7	4	9	3	8	7	8	0	11	11-19	6-12	7th	-7.0	Loeger (1-7)	Keene (1-2)	—	3:00 78
4/29	at Binghamton	L, 5-8	5	7	0	4	8	9	0	2	11-20	—	—	—	Rothbaum (1-2)	Shea (1-1)	—	1:38 359
5/3	PRINCETON	11:30 a.m.																
5/3	PRINCETON	2:30 p.m.																
5/4	PRINCETON	12 p.m.																

# 2025 CORNELL BASEBALL TV / PHOTO ROSTER



1

**JOHN QUINLAN**

OF • S/R • 5-9 • 185 • Sr.  
Menlo Park, Calif.



2

**MASON BARELA**

C/INF • R/R • 5-9 • 195 • Fr.  
Jupiter, Fla.



3

**CHRIS ELLISON**

RHP • R/R • 6-0 • 190 • Sr.  
Howell, N.J.



4

**CADAN WILDMAN**

OF • R/R • 6-3 • 215 • Jr.  
Woodbury, Minn.



5

**TYLER BEAULIEU**

OF • R/R • 6-1 • 175 • Fr.  
Berwyn, Pa.



6

**KYLE MUSSER**

OF • R/R • 5-10 • 182 • Sr.  
Lititz, Pa.



7

**MAX JENSEN**

INF • L/R • 6-3 • 210 • Sr.  
Burke, Va.



8

**LUKE JOHNSON**

INF • R/R • 6-1 • 180 • So.  
Coto de Caza, Calif.



9

**GRAHAM BIBEN**

RHP • R/R • 6-0 • 170 • So.  
New York, N.Y.



11

**MATTHEW WALTERS**

OF • R/R • 5-11 • 195 • Jr.  
Granbury, Texas



12

**RYAN PORTER**

OF/RHP • R/R • 6-0 • 185 • Sr.  
Houston, Texas



13

**ETHAN HAMILL**

RHP • R/R • 6-3 • 200 • Jr.  
Chester, Va.



15

**OWEN CARLSON**

INF • L/R • 5-11 • 180 • So.  
Los Angeles, Calif.



16

**NOAH KELLER**

LHP • L/L • 6-1 • 210 • Jr.  
Goodrich, Mich.



17

**GUS MAGILL**

RHP • R/R • 6-0 • 200 • Fr.  
New York, N.Y.



18

**TJ SWIDORSKI**

INF • R/R • 6-0 • 185 • Jr.  
Woodbury, Minn.



19

**MARK QUATRANI**

C • R/R • 5-11 • 200 • So.  
Springfield, Pa.



20

**KEVIN HAGER**

INF • R/R • 6-0 • 190 • So.  
Berkeley Heights, N.J.



21

**JOHN GERFEN**

LHP • R/L • 6-0 • 195 • Jr.  
Brewster, N.Y.



22

**JAKOBI DAVIS**

OF • L/L • 6-4 • 210 • Sr.  
Sarasota, Fla.



23

**JAYDEN SHIN**

INF • L/R • 6-2 • 205 • Fr.  
Pennington, N.J.



25

**BECK UROFSKY**

INF • R/R • 6-4 • 225 • Jr.  
Silver Spring, Md.



26

**JOHN HEGARTY**

RHP • L/R • 6-5 • 200 • Fr.  
Needham, Mass.



28

**MAX FOSTER**

RHP • R/R • 6-3 • 210 • So.  
Bethel, Conn.



29

**WILL SIWINSKI**

LHP • R/L • 6-3 • 195 • Fr.  
San Francisco, Calif.



30

**WILLIAM JAUN**

1B/LHP • L/L • 6-3 • 225 • Fr.  
Loveland, Ohio



31

**RYAN DILLON**

C • R/R • 6-2 • 185 • Fr.  
Marlborough, Mass.



32

**CARSON MAYFIELD**

RHP • R/R • 6-5 • 225 • Jr.  
Annandale, Va.



34

**ETHAN VAN SICE**

RHP • R/R • 5-9 • 170 • So.  
Arlington, Va.



36

**NATHANIEL JENNEW EIN**

LHP • R/L • 5-11 • 180 • So.  
Tampa, Fla.



37

**HUXLEY HOLCOMBE**

LHP • L/L • 6-6 • 180 • So.  
Worcester, Mass.



38

**BRAEDON JOHNSON**

LHP • L/L • 6-3 • 220 • Fr.  
Otego, N.Y.



40

**TAVIAN RAMOS**

RHP • R/R • 6-2 • 180 • Fr.  
Nenah, Wis.



41

**JACKSON MARKO**

C • R/R • 5-10 • 175 • Jr.  
Syracuse, N.Y.



42

**JOSH SHEA**

RHP • R/R • 5-11 • 175 • Jr.  
Cortlandt Manor, N.Y.



43

**ETHAN MCHUGH**

RHP • R/R • 5-9 • 165 • Jr.  
Annandale, N.J.



44

**SAM KEENE**

LHP • L/L • 6-4 • 200 • Fr.  
Cohasset, Mass.



24

**DAN PEPICELLI**

Head Coach  
10th Season



14

**TOM FORD**

Associate Head Coach  
35th Season at Cornell



27

**JOHN TOPPA**

Assistant Coach  
4th Season



35

**ROBBY FARIS**

Assistant Coach  
1st Season



35

**GRACE DeSTEFANO**

Athletic Trainer  
3rd Season