

CORNELL BIG RED

2025 BASEBALL GAME NOTES

6 IVY LEAGUE REGULAR-SEASON CHAMPIONSHIPS | 7 ALL-AMERICANS | 60 FIRST TEAM ALL-IVY SELECTIONS

2025 SCHEDULE

FEBRUARY (1-2)

21	at #17 Duke (DH) (ACCNX)	W, 11-8
22	at #17 Duke (DH) (ACCNX)	L, 2-16
23	at #17 Duke (ACCNX)	L, 1-18

MARCH (8-6, 4-2 IVY)

1	at UMBC (DH) (AmericaEast.tv)	W, 8-7 (10 inn.)
1	at UMBC (DH) (AmericaEast.tv)	W, 16-13
2	at UMBC (AmericaEast.tv)	Canceled

FIRST PITCH INVITATIONAL (GREENVILLE, S.C.)

7	vs. Michigan State (ESPN+)	L, 2-3
8	vs. UAB (ESPN+)	L, 12-13
9	at Winthrop (ESPN+)	L, 4-10
15	at Towson (DH)	L, 5-6
15	at Towson (DH)	W, 18-7 (8 inn.)
16	at Towson (FloBaseball)	W, 8-5
22	at Yale* (DH) (ESPN+)	W, 13-12 (10 inn.)
22	at Yale* (DH) (ESPN+)	W, 7-4
23	at Yale* (DH) (ESPN+)	L, 3-9
25	BINGHAMTON (ESPN+)	Canceled
28	BROWN* (DH) (ESPN+)	L, 4-5
28	BROWN* (DH) (ESPN+)	W, 9-6
29	BROWN* (ESPN+)	W, 13-10 (7 inn.)

APRIL

4	at Columbia* (DH) (ESPN+)	11:30 a.m.
4	at Columbia* (DH) (ESPN+)	2:30 p.m.
5	at Columbia* (ESPN+)	12 p.m.
8	at Bucknell (ESPN+)	3:30 p.m.
12	PENN* (DH) (ESPN+)	11:30 a.m.
12	PENN* (DH) (ESPN+)	2:30 p.m.
13	PENN* (ESPN+)	12 p.m.
15	at Binghamton (ESPN+)	6:30 p.m.
19	at Harvard* (DH) (ESPN+)	11:30 a.m.
19	at Harvard* (DH) (ESPN+)	2:30 p.m.
20	at Harvard* (ESPN+)	12 p.m.
26	at Dartmouth* (DH) (ESPN+)	11:30 a.m.
26	at Dartmouth* (DH) (ESPN+)	2:30 p.m.
27	at Dartmouth* (ESPN+)	12 p.m.
29	at Binghamton (ESPN+)	6:30 p.m.

MAY

3	PRINCETON* (DH) (ESPN+)	11:30 a.m.
3	PRINCETON* (DH) (ESPN+)	2:30 p.m.
4	PRINCETON* (ESPN+)	12 p.m.

All game times Eastern, subject to change

* - Denotes Ivy League contest

Bold Red CAPS denotes home game

CORNELL BIG RED

AT

COLUMBIA LIONS

GAMES 18-20 | APRIL 4-5 | NEW YORK, N.Y. | ROBERTSON FIELD AT SATOW STADIUM | CORNELL LEADS SERIES, 133-121

9-8

OVERALL

4-2

IVY LEAGUE

—/—/—

RANKS (D1B/NCBWA/USAT)

Dan Pepicelli

21ST SEASON AS HEAD COACH

110-175-1 (.386)

10TH SEASON AT CORNELL

10-13

OVERALL

5-1

IVY LEAGUE

—/—/—

RANKS (D1B/NCBWA/USAT)

Brett Boretta

25TH SEASON AS HEAD COACH

385-428-1 (.474)

20TH SEASON AT COLUMBIA

WEEKEND INFORMATION

FRIDAY - GAME #1

ESPN+

Play-by-Play: Lance Meadow

Live Stats: cornellbigred.com

FRIDAY - GAME #2

ESPN+

Play-by-Play: Lance Meadow

Live Stats: cornellbigred.com

SATURDAY

ESPN+

Play-by-Play: Lance Meadow

Live Stats: cornellbigred.com

FRIDAY FORECASTS

☁ 59° ☔ 7:24

Temperature: 63° high | 48° low

Forecast: Cloudy

Winds: NW 10-15 mph

☁ 62° ☔ 7:24

Temperature: 63° high | 48° low

Forecast: Mostly cloudy

Winds: NW 10-15 mph

SATURDAY FORECAST

☁ 47° ☔ 7:25

Temperature: 49° high | 43° low

Forecast: Rain, 60% chance of rain

Winds: ESE 10-15 mph

PROBABLE STARTING PITCHERS

RHP Carson Mayfield (1-0, 3.69)

RHP Joe Sheets (1-2, 8.75)

LHP Huxley Holcombe (2-0, 9.32)

LHP Jagger Edwards (2-1, 5.86)

LHP Sam Keene (1-0, 10.97)

TBA

FIRST PITCH

► The Cornell baseball team (9-8, 4-2 Ivy League) returns to action this weekend when it travels to New York City for a pivotal three-game series against Ivy League-leading Columbia (10-13, 5-1 Ivy League) at Robertson Field at Satow Stadium.

► Due to unfavorable weather forecasts, the weekend slate has been moved forward a day as the series will begin with an 11:30 a.m. doubleheader on Friday and the series finale scheduled to take place at noon on Saturday. All three games of the series will be broadcast on ESPN+.

WEEKEND REWIND

► Cornell is coming off a weekend series victory over Brown where the Big Red dropped the opening game, 5-4, before sweeping a Saturday doubleheader, 9-6 and 13-10, to win its second consecutive conference series.

► Sophomore catcher **MARK QUATRANI** led the Big Red offense on the weekend, going 5-for-10 with three runs scored, two doubles, a home run, and driving in a tram-leading six RBI. Senior two-way player **WILLIAM JAUN** (4-for-11, three runs, three RBI, two walks) and sophomore infielder **OWEN CARLSON** (3-for-10, three runs, triple, RBI, walk, sacrifice fly) also batted at least .300 on the weekend.

► Junior right-handed pitcher **CARSON MAYFIELD** continued his strong start to the season, tossing his third quality start of the campaign after allowing two earned runs and scattered four hits in his six-inning outing. He also struck out six batters to match his season high.

► Sophomore left-handed pitcher **HUXLEY HOLCOMBE** (5.2 IP, 5 H, 6 R (5 ER), 3 BB, 4 SO) and junior right-handed pitcher **JOSH SHEA** (2.0 IP of relief, 2 H, 1 ER, 2 BB, 1 SO) earned the victories for the Big Red in the doubleheader sweep. Senior right-handed pitcher **CHRIS ELLISON** and Jaun also picked up saves.

KEEP THE STREAK GOING

► Cornell is coming off a pair of 2-1 weekends to open Ivy League play, having defeated Yale in its Ancient Eight-opening weekend series in West Haven, Conn., on March 22-23, before returning to Booth Field and posting another pair of victories over Brown last weekend.

► The last time Cornell had won its first two series in conference play was in 1994, when it swept a pair of doubleheaders against Dartmouth (April 1, 1994) and Harvard (April 2, 1994). It is just the third time in program history, since 1982, that Cornell has registered series victories in its first two conference series, also sweeping a two-game road series against Army (April 17, 1982) and a two-game home series against Columbia (April 24, 1982).

► With two wins this weekend, Cornell would have at least six wins to begin conference play for the 18th overall time and the second consecutive season. The Big Red has never had six-plus wins in its first nine league games in back-to-back seasons since 1977 (7-2), 1978 (6-3), 1979 (6-2-1), and 1980 (8-1).



MEDIA CONTACT

MARSHALL HAIM

Assistant Director of Athletic Communications

✉ mh2348@cornell.edu

☎ (716) 465-4945 (mobile)

2025 CORNELL BASEBALL ROSTER

#	NAME	POS	B/T	HT	WT	YR	HOMETOWN / HIGH SCHOOL
1	John Quinlan	OF	S/R	5-9	185	Sr.	Menlo Park, Calif. / Menlo-Atherton
2	Mason Barela	C/INF	R/R	5-9	195	Fr.	Jupiter, Fla. / Jupiter
3	Chris Ellison	RHP	R/R	6-0	190	Sr.	Howell, N.J. / Howell
4	Caden Wildman	OF	R/R	6-3	215	Jr.	Woodbury, Minn. / East Ridge
5	Tyler Beaulieu	OF	R/R	6-1	175	Fr.	Berwyn, Pa. / Episcopal Academy
6	Kyle Musser	OF	R/R	5-10	182	Sr.	Lititz, Pa. / Manheim Township
7	Max Jensen	INF	L/R	6-3	210	Sr.	Burke, Va. / Lake Braddock
8	Luke Johnson	INF	R/R	6-1	180	So.	Coto de Caza, Calif. / Santa Margarita Catholic
9	Graham Biben	RHP	R/R	6-0	170	So.	New York, N.Y. / Riverdale Country School
11	Matthew Walters	OF	R/R	5-11	195	Jr.	Granbury, Texas / Granbury
12	Ryan Porter	OF/RHP	R/R	6-0	185	Sr.	Houston, Texas / Paetow
13	Ethan Hamill	RHP	R/R	6-3	200	Jr.	Chester, Va. / Thomas Dale
15	Owen Carlson	INF	L/R	5-11	180	So.	Los Angeles, Calif. / Harvard-Westlake School
16	Noah Keller	LHP	L/L	6-1	210	Jr.	Goodrich, Mich. / Goodrich
17	Gus Magill	RHP	R/R	6-0	200	Fr.	New York, N.Y. / Fordham Preparatory School
18	TJ Swidorski	INF	R/R	6-0	185	Jr.	Woodbury, Minn. / East Ridge
19	Mark Quatrani	C	R/R	5-11	200	So.	Springfield, Pa. / The Haverford School
20	Kevin Hager	INF	R/R	6-0	190	So.	Berkeley Heights, N.J. / Delbarton School
21	John Gerfen	LHP	R/L	6-0	195	Jr.	Brewster, N.Y. / Brewster
22	Jakobi Davis	OF	L/L	6-4	210	Sr.	Sarasota, Fla. / Sarasota Riverview
23	Jayden Shin	INF	L/R	6-2	205	Fr.	Pennington, N.J. / Hopewell Valley
25	Beck Urofsky	INF	R/R	6-4	225	Jr.	Silver Spring, Md. / Bethesda-Chevy Chase
26	John Hegarty	RHP	L/R	6-5	200	Fr.	Needham, Mass. / St. Mark's School
28	Max Foster	RHP	R/R	6-3	210	So.	Bethel, Conn. / Bethel
29	Will Siwinski	LHP	R/L	6-3	195	Fr.	San Francisco, Calif. / St. Ignatius College Prep
30	William Jaun	1B/LHP	L/L	6-3	225	Sr.	Loveland, Ohio / St. Xavier
31	Ryan Dillon	C	R/R	6-2	185	Fr.	Marlborough, Mass. / Marlborough
32	Carson Mayfield	RHP	R/R	6-5	225	Jr.	Annandale, Va. / Bishop O'Connell
34	Ethan Van Sice	RHP	R/R	5-9	170	So.	Arlington, Va. / Gonzaga College [D.C.]
36	Nathaniel Jennewein	LHP	R/L	5-11	180	So.	Tampa, Fla. / T.R. Robinson
37	Huxley Holcombe	LHP	L/L	6-6	180	So.	Worcester, Mass. / Worcester Academy
38	Braeden Johnson	LHP	L/L	6-3	220	Fr.	Otego, N.Y. / Unatego
40	Tavian Ramos	RHP	R/R	6-2	180	Fr.	Neenah, Wis. / Neenah
41	Jackson Marko	C	R/R	5-10	175	Jr.	Syracuse, N.Y. / Christian Brothers Academy
42	Josh Shea	RHP	R/R	5-11	175	Jr.	Cortlandt Manor, N.Y. / Hendrick Hudson
43	Ethan McHugh	RHP	R/R	5-9	165	Jr.	Annandale, N.J. / North Hunterdon
44	Sam Keene	LHP	L/L	6-4	200	Fr.	Cohasset, Mass. / Boston College HS

PITCHERS (16)			
3	Chris Ellison	R/R	Sr.
9	Graham Biben	R/R	So.
13	Ethan Hamill	R/R	Jr.
16	Noah Keller	L/L	Jr.
17	Gus Magill	R/R	Fr.
21	John Gerfen	R/L	Jr.
26	John Hegarty	L/R	Fr.
28	Max Foster	R/R	So.
29	Will Siwinski	R/L	Fr.
32	Carson Mayfield	R/R	Jr.
34	Ethan Van Sice	R/R	So.
36	Nathaniel Jennewein	R/L	So.
37	Huxley Holcombe	L/L	So.
38	Braeden Johnson	L/L	Fr.
40	Tavian Ramos	R/R	Fr.
42	Josh Shea	R/R	Jr.
43	Ethan McHugh	R/R	Jr.
44	Sam Keene	L/L	Fr.

CATCHERS (4)			
2	Mason Barela	R/R	Fr.
19	Mark Quatrani	R/R	So.
31	Ryan Dillon	R/R	Fr.
41	Jackson Marko	R/R	So.

INFELDERS (6)			
7	Max Jensen	L/R	Sr.
8	Luke Johnson	R/R	So.
15	Owen Carlson	L/R	So.
18	TJ Swidorski	R/R	Jr.
20	Kevin Hager	R/R	So.
23	Jayden Shin	L/R	Fr.
25	Beck Urofsky	R/R	Jr.

OUTFIELDERS (5)			
1	John Quinlan	S/R	Sr.
4	Caden Wildman	R/R	Jr.
5	Tyler Beaulieu	OF	Fr.
6	Kyle Musser	R/R	Sr.
11	Matthew Walters	R/R	Jr.
22	Jakobi Davis	L/L	Jr.

UTILITY (2)			
12	Ryan Porter	R/R	Sr.
30	William Jaun	L/L	Jr.

COACHING AND SUPPORT STAFF

Head Coach:	Dan Pepicelli
Associate Head Coach:	Tom Ford
Assistant Coach:	John Toppa
Assistant Coach:	Robby Faris
Athletic Trainer:	Grace DeStefano
Strenght & Conditioning:	Chris Van Alstyne
Equipment Manager:	Graig Lyon

PRUH-NUHN-SEE-AY-SHN GUIDE















2	Mason Barela	buh-RELL-uh
5	Tyler Beaulieu	BOWL-yoo
6	Kyle Musser	MUH-sihr
9	Graham Biben	BYE-bin
17	Gus Magill	muh-GIHL
18	TJ Swidorski	swih-DOOR-skee
19	Mark Quatrani	QU-trah-knee
20	Kevin Hager	HAY-gher
21	John Gerfen	guhr-FIN
25	Beck Urofsky	yuhr-OFF-skee
29	Will Siwinski	sih-WIHN-skee
30	William Jaun	JOHN
34	Ethan Van Sice	van SIYS
36	Nathaniel Jennewein	jehn-IH-wine
37	Huxley Holcombe	hohl-CUMB
40	Tavian Ramos	TAY-vee-ihn
HC	Dan Pepicelli	PEP-ih-sell-ee
AC	John Toppa	TOE-puh
AT	Grace DeStefano	dee-STIH-fah-no

ROSTER BREAKDOWN

BY CLASS

FRESHMAN (10)	SOPHOMORES (9)	JUNIORS (11)	SENIORS (7)
2 Barela	8 L.Johnson	4 Wildman	1 Quinlan
5 Beaulieu	9 Biben	11 Walters	3 Ellison
17 Magill	15 Carlson	13 Hamill	6 Musser
23 Shin	19 Quatrani	16 Keller	7 Jensen
26 Hegarty	20 Hager	18 Swidorski	12 Porter
29 Siwinski	28 Foster	21 Gerfen	22 Davis
31 Dillon	34 Van Sice	25 Urofsky	30 Jaun
38 B.Johnson	36 Jennewein	32 Mayfield	
40 Ramos	37 Holcombe	41 Marko	
44 Keene		42 Shea	
		43 McHugh	

BY STATE

 New York	6	 Florida	3	 Maryland	1
 California	4	 Pennsylvania	3	 Michigan	1
 Massachusetts	4	 Minnesota	2	 Ohio	1
 New Jersey	4	 Texas	2	 Wisconsin	1
 Virginia	4	 Connecticut	1		

CORNELL QUICK FACTS

GENERAL INFORMATION

Location:	Ithaca, N.Y.
Enrollment:	26,284 (16,071 undergraduate)
Founded:	1865
Nickname:	Big Red
School Colors:	Carnelian Red (Pantone 187) and White
Conference:	Ivy League
Interim President:	Michael I. Kotlikoff
Meakam Smith Director of Athletics:	Dr. Nicki Moore
Athletics Website:	CornellBigRed.com
Facebook:	/CornellSports
Instagram:	@CornellSports @cornellbsb
X:	@CornellSports @CornellBaseball

HISTORY

Seasons of Baseball:	154th
First Season:	1869
All-Time Record (Win Pct.):	1771-2019-34 (.468)
Ivy League Regular-Season Titles (last):	6 (2012)
Ivy League Championship Titles (last):	1 (2012)
Ivy League Tournament Appearances (last):	1 (2024)
NCAA Tournament Appearances (last):	2 (2012)
Most Consecutive NCAA Appearances:	N/A
College World Series Appearances (last):	None
National Championships:	None
NCAA Tournament Record:	2-4 (.333)

BOOTH FIELD

Year Opened (Season):	2023 (3rd)
Dimensions:	318' (LF/RF), 390' (CF), 397' (LCF/RCF)
Capacity:	500
All-Time Record:	8-10 (.444)
Under Dan Pepicelli:	8-10 (.444)

COACHING STAFF

Head Coach:	Dan Pepicelli (Cortland '90)
Overall Record:	331-352-3 (.485)
Record at Cornell:	110-175-1 (.386)
Associate Head Coach:	Tom Ford (Ithaca '79)
Assistant Coach:	John Toppa (UConn '19)
Assistant Coach:	Robby Faris (Johns Hopkins '20)

2024 IN REVIEW

Overall Record:	17-21 (.447)
Ivy League Record (Finish):	11-10 (.524) — 3rd
Home Record:	7-5 (.583)
Road Record:	8-14 (.364)
Neutral Record:	2-2 (.500)
Ivy League Tournament:	No. 3 seed / Champ. Round Lost to Penn in Championship Round, 11-9 & 12-6
NCAA Tournament:	Not selected
D1Baseball.com Poll Ranking (final):	N/A
NCBWA Poll Ranking (final):	N/A
USA Today Poll Ranking (final):	N/A

2025 TEAM INFORMATION

Letterwinners Returning / Lost:	18 / 6
Newcomers:	11
Fr / So / Jr / Sr:	10 / 8 / 11 / 7

ATHLETIC COMMUNICATIONS

Jeremy Hartigan	
Sr. Associate Director of Athletics for Communications	
Marshall Haim	
Assistant Director of Athletic Communications (BSB)	
Phone:	(716) 465-4945
Email:	mh2348@cornell.edu
Shawn Gillen	
Assistant Director of Athletic Communications	
Aaron Kelly	
Assistant Director of Athletic Communications	
Sydney Duenckel	
Athletic Communications Intern	

CORNELL
BASEBALL

SCOUTING REPORT



as of 4/3/25



2	146	.277	<<	BATTING AVG.	.273	166	4
1	100	.400	<<	ON-BASE PCT.	.382	171	3
2	117	.453	<<	SLUGGING PCT.	.450	122	3
2	69	8.00		RUNS (AVG.)	>> 8.52	47	1
1	92	9.82	<<	HITS (AVG.)	9.65	117	2
2	86	1.24		HOME RUNS (AVG.)	>> 1.30	73	1
—	—	8.29	<<	STRIKEOUTS (AVG.)	8.39	—	—
1	30	5.94	<<	WALKS (AVG.)	5.04	100	2
2	108	1.47	<<	STEALS (AVG.)	0.87	237	5
6	270	8.69	<<	ERA	9.06	276	7
4	249	1.88	<<	WHIP	2.00	268	7
6	274	6.12		STRIKEOUTS (AVG.)	>> 7.22	212	3
—	—	.266	<<	OPP. AVERAGE	.315	—	—
1	48	.976	<<	FIELDING PCT.	.962	201	4

STAYING STRONG IN THE FIELD

► Coming off its program-record .975 fielding percentage (35 errors in 1,407 fielding chances) last season, Cornell has carried its fielding success over into the 2025 campaign, committing just 15 errors in 628 fielding opportunities.

► The Big Red's .976 fielding percentage this season ranks 48th in Division I baseball after the conclusion of Wednesday's contests, and has the best fielding percentage in the Ivy League, ahead of Penn by 11 points, who has a .965 fielding percentage that ranks 179th nationally. Cornell's 15 errors committed are tied with Arkansas and Vanderbilt for the fifth-fewest miscues in Division I baseball this season. The Big Red has nine fewer errors than the second-place holder in the Ancient Eight (Dartmouth — 24 errors).

► Since last season, Cornell has a cumulative .975 fielding percentage (50 errors in 2,035 fielding chances), ranking as the 45th-best percentage in Division I baseball. Among the eight Ivy League programs, the Big Red has an nine-point lead over Penn, which ranks 195th with its .966 fielding clip (83 errors in 2,473 fielding chances).

► The 50 errors committed by Cornell since last season ranks only behind Notre Dame (49) for the fewest miscues in Division I baseball, and is only one of four programs that have committed less than 55 errors during the timeframe, also joined by Northwestern (53) and Arkansas (54).

STYMYING THE OPPOSITION

► Junior right-handed pitcher **CARSON MAYFIELD** enters this weekend ranking within the top 20 nationally in hits per nine innings (4.83 — 7th) and WHIP (0.88 — 17th).

► Mayfield is one of nine Division I pitchers to rank within the top 20 nationally in both H/9 and WHIP, joined by North Carolina's Aidan Haugh, Southeastern Louisiana's Brennan Stuprich, Hawai'i's, Isaiah Magdaleno, Yale's Jack Ohman, Northeastern's Jordan Gottesman, Michigan State's Joseph Dzierwa, Georgia Tech's Mason Patel, and Mississippi State's Pico Kohn.

► The Ivy League is one of two Division I baseball conferences that have multiple pitchers ranking in the top 20 in both H/9 and WHIP. Mayfield (4.83 / 0.88) and Yale's Jack Ohman (5.04 / 0.89) join Haugh (5.06 / 0.83) and Patel (4.54 / 0.68) of ACC institutions.

BATTING LEADERS



CORNELL

		AVG	OBP	SLG	OPS
12	Ryan Porter	.364	.404	.727	1.131
20	Kevin Hager	.351	.506	.526	1.032
19	Mark Quatrani	.313	.429	.537	.966
7	Max Jensen	.284	.430	.582	1.012
1	John Quinlan	.264	.407	.444	.851



COLUMBIA

		AVG	OBP	SLG	OPS
1	Sam Miller	.343	.374	.569	.943
18	Ben Fishel	.322	.468	.407	.875
3	Cole Fellows	.289	.413	.434	.847
6	Jack Kail	.287	.355	.447	.802
4	Hunter Snyder	.280	.345	.320	.665

NCAA LEADERS

FEWEST ERRORS COMMITTED

This Season (as of 4/3/25)

SCHOOL	G	PO	A	E	F%
Charlotte	28	733	222	13	.987
Rutgers	29	744	245	13	.987
Ball State	30	757	270	14	.987
UTRGV	28	721	257	14	.986
Arkansas	30	762	243	15	.985
► Cornell	17	435	178	15	.976
Vanderbilt	29	741	215	15	.985

FEWEST ERRORS IN DIVISION I BASEBALL

Since Start of 2024 Season (as of 4/3/25)

SCHOOL	G	PO	A	E	F%
Notre Dame	78	2002	676	49	.982
► Cornell	55	1428	557	50	.975
Northwestern	78	1991	736	53	.981
Arkansas	90	2333	686	54	.982
Cal Poly	84	2268	808	56	.982
Rutgers	82	2131	780	56	.981
Rider	75	1920	662	58	.978
Virginia Tech	83	2146	649	59	.979

NCAA LEADERS

FEWEST HITS ALLOWED PER 9 INNINGS

This Season (as of 4/3/25)

PITCHER	SCHOOL	IP	H/9
Liam O'Brien	Hawai'i	33.0	3.00
Drew Horn	MTSU	29.1	3.38
Jackson Phipps	Jacksonville St.	32.1	4.18
Isaiah Magdaleno	Hawai'i	30.1	4.45
Mason Patel	Ga. Tech	33.2	4.54
Brennan Stuprich	SELA	43.1	4.78
► Carson Mayfield	Cornell	31.2	4.83
Nelson Keljo	Oregon State	26.0	4.85
Logan Lunceford	Wake Forest	33.0	4.91
Jordan Gottesman	Northeastern	32.2	4.96

FRIDAY'S GAME ONE PROBABLE STARTING PITCHER



CARSON MAYFIELD 32

2025 STATS: 1-0, 3.69 ERA, 31.2 IP, 11 BB, 27 SO

Height / Weight: 6-5 / 225 lbs.
Hometown: Annandale, Va.
High School: Bishop O'Connell

Bats/Throws: R/R
Year: Junior

MAYFIELD'S CAREER STATS

	W	L	ERA	G	GS	CG	IP	H	R	ER	BB	SO	HR	GIDP	WHIP	AVG
2023	1	2	4.89	18	0	0	46.0	49	36	25	12	38	6	3	1.33	.266
2024	2	2	8.55	8	0	0	33.2	41	32	32	13	27	5	2	1.60	.299
2025	1	0	3.69	6	6	0	31.2	17	16	13	11	27	5	2	0.88	.156
TOTALS	4	4	5.66	32	14	0	111.1	107	84	70	36	92	16	7	1.28	.249

NEWS & NOTES ON MAYFIELD

► **RANKINGS (through 4/2):** BABIP (.156 — 2nd nationally, 1st in Ivy League); H/9 (4.83 — 7th nationally, 1st in Ivy League); WHIP (0.88 — 17th nationally, 1st in Ivy League); HBP (10 — 22nd nationally, 1st in Ivy League); ERA (3.69 — 189th nationally, 4th in Ivy League)

► **THIS WEEKEND:** Mayfield is scheduled to make his 33rd appearance (15th start) of his collegiate career this weekend ... enters the weekend series eight strikeouts shy of achieving 100 career punchouts.

► **LAST TIME OUT:** Registered third quality start of season (6 IP, 2 ER) in last Friday's series opener against Brown ... did not factor in decision after allowing four hits, walking two batters, and striking out six batters for second consecutive start ... threw season-high 68.8 percent of his 93 pitches for strikes percentage (64).

► **HE'S OUR GUY:** Became fifth Cornell pitcher this century to serve as Big Red's starter in consecutive season openers, joining **BRENDAN McQUAID** (2001 and 2002 — Bucknell), **ROCKY COLLIS** (2005 — West Virginia; 2006 — Bucknell), **COREY PAPPEL** (2010 — Binghamton; 2011 — Rider), and **CONNOR KAUFMANN** (2012 — Maryland Eastern Shore; 2013 — Gardner-Webb).

► **2024:** Started all eight appearances before missing final month due to injury, pitching once over final six weeks ... posted 2-2 record with 8.55 ERA ... first victory came at Richmond (March 16) with 5 IP, 5 H, 2 R, 1 BB, 3 SO line ... season-high 6.2 IP as part of first quality start against Princeton (March 22), yielding three runs on three hits while issuing no walks and striking out season- and career-high eight ... other victory came against Dartmouth (March 30) ... registered one walk or fewer in five of eight outings ... named to College Sports Communicators' (CSC) Academic All-District Team, lone Cornell baseball player to earn honor.

► **2023:** Served as one of Cornell's go-to relievers, tying **SPENCER EDWARDS** for most appearances (18) ... struck out 38 over 46 IP and issued 12 BB ... posted 1-2 record with team-leading 4.89 ERA ... fanned season-high five batters on two occasions (March 18 at George Mason; April 21 vs. Princeton) ... first collegiate save came at Yale (March 24) before collecting first victory over Columbia in following weekend (April 2) ... also earned a save at Dartmouth (May 6).

► **PRIOR TO CORNELL:** Four-year letterwinner in baseball at Falls Church and Bishop O'Connell ... named MVP at 2022 Mingo Bay Classic Tournament, where team claimed championship ... two-time captain (Falls Church — 2020; Bishop O'Connell — 2022) ... tabbed Second Team All-Region as RHP in 2019 while at Falls Church ... earned pair of first-team honors, being named First Team Division I All-State in 2021 and First Team All-WCAC in 2022 ... member of Expanded Services Mentoring Program at Bishop O'Connell in 2021-22.

MAYFIELD'S 2025 GAME LOG

DATE	VS.	RESULT	DEC	GS	IP	H	R	ER	BB	SO	HR	NP-S	S%	RS	W-L	ERA	AVG	NOTES
2/21	@ DUKE	W 11-8	W-1	1	6.0	0	0	0	2	2	0	77-45	58.4%	10	1-0	0.00	.000	2nd OD start ... 6 no-hit IP ... 1 over min.
FEBRUARY				1	6.0	0	0	0	2	2	0	77-45	58.4%	10	1-0	0.00	.000	
3/1	@ UMBC (G1)	W 8-7 (10)	—	1	4.0	5	5	3	3	5	3	75-41	54.7%	6	1-0	2.70	.147	Pitched into 5th for 7th time in 10 starts
3/7	vs. MSU	L 2-3	—	1	6.0	4	2	1	0	3	1	85-52	61.2%	2	1-0	2.25	.161	Retired 16 of last 18 batters faced
3/15	@ TOW (G1)	L 5-6	—	1	4.2	3	2	2	1	5	1	81-53	65.4%	1	1-0	2.61	.167	Matched season high for SO (5)
3/22	@ YALE (G1)	W 13-12 (10)	—	1	5.0	1	5	5	3	6	0	106-60	56.6%	8	1-0	3.86	.149	Fanned season-high six batters
3/28	BRWN	L 4-5	—	1	6.0	4	2	2	2	6	0	93-64	68.8%	3	1-0	3.69	.156	Tied season-highs in IP (6.0) and SO (6)
MARCH				5	25.2	17	16	13	9	25	5	440-270	61.4%	20	0-0	4.56	.183	
TOTALS				6	31.2	17	16	13	11	27	5	517-315	60.9%	30	1-0	3.69	.156	

MAYFIELD'S 2025 SPLITS

SPLIT	W	L	G	GS	IP	H	R	ER	HR	BB	SO	ERA	AVG
TOTALS	1	0	6	6	31.2	17	16	13	5	11	27	3.69	.156
Home	0	0	1	1	6.0	4	2	2	0	2	6	3.00	.182
Away	1	0	4	4	19.2	9	12	10	4	9	18	4.58	.138
Neutral	0	0	1	1	6.0	4	2	1	1	0	3	1.50	.182
Day	1	0	6	6	31.2	17	16	13	5	11	27	3.69	.156
Night	—	—	—	—	—	—	—	—	—	—	—	—	—
Starter	1	0	6	6	31.2	17	16	13	5	11	27	3.69	.156
Reliever	—	—	—	—	—	—	—	—	—	—	—	—	—

MAYFIELD'S 2025 SPLITS vs. LHB/RHB

	BF	AB	H	2B	3B	HR	BB	SO	AVG	OBP	SLG	OPS
Total	131	109	17	1	1	5	11	27	.156	.292	.321	.613
vs. LHB	28	22	3	1	0	0	4	5	.136	.321	.182	.503
vs. RHB	103	87	14	0	1	5	7	22	.161	.284	.356	.641

SINGLE-GAME HIGHS & LOWS

2025	CAREER
6.0, (3x), Last: vs. Brown (3/28)	IP 6.2, at Princeton (3/22/24)
5, at UMBC (3/1)	H 10, at VCU (3/10/23)
5, (2x), Last: at Yale (3/22)	R 9, at Georgetown (3/10/24)
5, at Yale (3/22)	ER 9, at Georgetown (3/10/24)
3, (2x), Last: at Yale (3/22)	BB 3, (5x), Last: at Yale (3/22/25)
6, (2x), Last: vs. Brown (3/22)	SO 8, at Princeton (3/22/24)
3, at UMBC (3/1)	HR 3, at UMBC (3/1/25)
106, at Yale (3/22)	PITCHES 106, at Yale (3/22/25)
—	CG —
—	SHO —
—	W STREAK —
—	L STREAK 2 games (3/3/24 - 3/10/24)

NOTE: Bold denotes active streak

MAYFIELD VS. COLUMBIA

	W-L	ERA	AVG	G	GS	IP	H	R	ER	BB	SO	HR
CAREER	1-0	5.40	.111	1	0	5.0	2	3	3	2	3	1
SATOW STAD.	1-0	5.40	.111	1	0	5.0	2	3	3	2	3	1
2024	—	—	—	—	—	—	—	—	—	—	—	—

LAST APP: 4/2/23 (W, 13-8) 1 0 5.0 2 3 3 2 3 1
LAST WIN: 4/2/23 (W, 13-8) 1 0 5.0 2 3 3 2 3 1

► Slated to make second career appearance and first career start against Columbia this weekend.

► Lone appearance came back in 2023, also at Robertson Field at Satow Stadium, where he pitched five innings of relief on April 2, 2023, allowing three runs on two hits and struck out three Lions hitters ... missed last season's three-game series at Booth Field due to injury.



HUXLEY HOLCOMBE 37

2025 STATS: 0-0, 11.57 ERA, 16.1 IP, 10 BB, 10 SO

Height / Weight: 6-6 / 180 lbs.
Hometown: Worcester, Mass.
High School: Worcester Academy
Bats/Throws: L/L
Year: Sophomore

HOLCOMBE'S CAREER STATS

	W	L	ERA	G	GS	CG	IP	H	R	ER	BB	SO	HR	GIDP	WHIP	AVG
2024	2	2	7.78	14	3	0	41.2	48	39	36	30	26	8	2	1.87	.296
2025	2	0	9.32	6	4	0	28.0	34	32	29	18	18	4	2	1.86	.321
TOTALS	4	2	8.40	20	7	0	69.2	82	71	65	48	44	12	4	1.87	.306

NEWS & NOTES ON HOLCOMBE

- **THIS WEEKEND:** Holcombe is set to toe the rubber for 21st time in his collegiate career and make his seventh career start (fifth of season).
- **LAST TIME OUT:** Named winning pitcher for second consecutive outing, allowing six runs (five earned) on five hits in 5.2 innings in opening game of last Saturday's doubleheader against Brown ... walked three Bears hitters and struck out four batters to match season- and career-high.
- **2024:** Started in three of his 14 appearances, logging 2-2 record with 7.78 ERA ... served as one of Cornell's go-to bulk arms out of bullpen, registering 3+ IP in eight of 11 relief outings and in 10 of 14 total appearances ... pitched season-high 5.0 IP and was winning pitcher in consecutive outings against Harvard (April 6) and Penn (April 13) ... named Ivy League Rookie of the Week following outing against Harvard, where he earned first collegiate victory after pitching five shutout innings of work and yielding just two baserunners (1 H, 1 BB) and striking out three Crimson batters ... fanned season-high four batters on two occasions (April 28 vs. Columbia; May 20 vs. Penn).
- **PRIOR TO CORNELL:** Received four letters in baseball, aiding Worcester Academy to 2023 CNEPSBL Championship ... was two-time CNEPSBL All-Star and two-time CNEPSBL All-League selection (2022 and 2023) ... also received three letters in cross country, which included earning most improved in 2019 at Vermont Academy in Saxtons River, Vt. ... also lettered once in swimming, nordic skiing, and soccer.

HOLCOMBE'S 2025 SPLITS

SPLIT	W	L	G	GS	IP	H	R	ER	HR	BB	SO	ERA	AVG
TOTALS	2	0	6	4	28.0	34	32	29	4	18	18	9.32	.321
Home	1	0	1	1	5.2	5	6	5	0	3	4	7.94	.263
Away	1	0	4	2	17.0	22	21	21	4	14	12	11.12	.333
Neutral	0	0	1	1	5.1	7	5	3	0	1	2	5.06	.333
Day	0	0	6	4	28.0	34	32	29	4	18	18	9.32	.321
Night	—	—	—	—	—	—	—	—	—	—	—	—	—
Starter	0	0	4	4	21.1	24	20	17	1	12	13	7.17	.316
Reliever	0	0	2	0	6.2	10	12	12	3	6	5	16.20	.333

HOLCOMBE'S 2025 SPLITS vs. LHB/RHB

	BF	AB	H	2B	3B	HR	BB	SO	AVG	OBP	SLG	OPS
Total	135	106	34	6	0	4	18	18	.321	.438	.491	.929
vs. LHB	28	19	7	2	0	0	7	3	.368	.538	.474	1.012
vs. RHB	107	87	27	4	0	4	11	15	.310	.413	.494	.908

SINGLE-GAME HIGHS & LOWS

	2025	CAREER
	6.0, at Yale (3/22)	IP 6.0, at Yale (3/22/25)
	8, at Towson (3/15)	H 8, at Towson (3/15/25)
	10, at Duke (2/23)	R 10, at Duke (2/23/25)
	10, at Duke (2/23)	ER 10, at Duke (2/23/25)
	5, (2x), Last: at Yale (3/22)	BB 5, (3x), Last: at Yale (3/22/25)
	4, (2x), Last: vs. Brown (3/29)	SO 4, (4x), Last: vs. Brown (3/29/25)
	2, at UMBC (3/1)	HR 3, (2x), Last: vs. Columbia (4/28/24)
	98, vs. Brown (3/29)	PITCHES 98, vs. Brown (3/29/25)
	—	CG —
	—	SHO —
	2 games (3/22 - Pres.)	W STREAK 2, (2x), Last: (3/22/25 - Pres.)
	—	L STREAK —

NOTE: Bold denotes occurred this season; active streak

HOLCOMBE VS. COLUMBIA

	W-L	ERA	AVG	G	GS	IP	H	R	ER	BB	SO	HR
CAREER	0-0	13.50	.412	1	0	3.1	7	5	5	1	4	3
SATOW STAD.	—	—	—	—	—	—	—	—	—	—	—	—
2024	0-0	13.50	.412	1	0	3.1	7	5	5	1	4	3
LAST APP:	4/28/24 (ND; L, 0-13)			1	0	3.1	7	5	5	1	4	3

- Scheduled to make his second career appearance and first start against Columbia this weekend.
- Appeared out of bullpen in last year's Senior Day game at Booth Field, allowing five runs on seven hits in 3.1 innings pitched while allowing three Columbia home runs ... walked one batter and struck out four batters to match single-game high.

HOLCOMBE'S 2025 GAME LOG

DATE VS.	RESULT	DEC	GS	IP	H	R	ER	BB	SO	HR	NP-S	S%	RS	W-L	ERA	AVG	NOTES
2/23 @ DUKE	L 1-18	—	0	3.1	6	10	10	5	2	1	82-47	57.3%	—	0-0	27.00	.375	Allowed career-highs in R, ER, & BB
FEBRUARY			0	3.1	6	10	10	5	2	1	82-47	57.3%	—	0-0	27.00	.375	
3/1 @ UMBC (G1)	W 8-7 (10)	—	0	3.1	4	2	2	1	3	2	63-38	60.3%	—	0-0	16.20	.333	One SO shy of matching career high
3/8 vs. UAB	L 12-13	—	1	5.1	7	5	3	1	2	0	88-57	64.7%	3	0-0	11.25	.333	Pitched career-high 5.1 IP, 88 pitches
3/15 @ TOW (G2)	W 18-7	—	1	4.1	8	6	6	3	3	1	68-41	60.3%	8	0-0	11.57	.362	
3/22 @ YALE (G2)	W 7-4	W-1	1	6.0	4	3	3	5	4	0	87-52	59.7%	7	1-0	9.67	.333	Career-high 6 IP ... matched CH for SO (4)
3/29 BRWN (G1)	W 9-6	W-2	1	5.2	5	6	5	3	4	0	98-57	58.2%	7	2-0	9.32	.321	Second straight win, 4-SO outing
MARCH			4	24.2	28	22	19	13	16	3	404-245	60.6%	25	2-0	6.93	.311	
TOTALS			4	28.0	34	32	29	18	18	4	486-292	60.0%	25	2-0	9.32	.321	



SAM KEENE

2025 STATS: 1-0, 10.97 ERA, 10.2 IP, 14 BB, 7 SO

44

Height / Weight: 6-4 / 200 lbs.
Hometown: Cohasset, Mass.
High School: Boston College HS

Bats/Throws: L/L
Year: Freshman

KEENE'S CAREER STATS

	W	L	ERA	G	GS	CG	IP	H	R	ER	BB	SO	HR	GIDP	WHIP	AVG
2025	1	0	10.97	6	1	0	10.2	8	13	13	14	7	1	2	2.06	.222
TOTALS	1	0	10.97	6	1	0	10.2	8	13	13	14	7	1	2	2.06	.222

NEWS & NOTES ON KEENE

- **THIS WEEKEND:** Keene is scheduled to make his seventh appearance of the season and his second career start on Saturday to conclude this weekend's series.
- **LAST TIME OUT:** Made first collegiate start in the nightcap of last Saturday's doubleheader with Brown ... pitched season-high four innings, allowing four runs on six hits while walking one and striking out one.
- **PRIOR TO CORNELL:** Earned three varsity letters at Boston College HS, where he was winning pitcher in program's clinching of 2024 Massachusetts State Baseball Championship ... served as team captain during 2024 season for program that ranked as high as No. 39 nationally ... two-time Catholic Conference All-Star selection (2023 and 2024) ... named to All-Scholastic Team by Boston Globe in 2024 and by Patriot Ledger in 2023 and 2024 ... also spent three years on Boston College HS' golf team ... member of National Honor Society ... earned high honors all four years of high school ... founded and served as President of Sports Journalism and Analytics Club at Boston College HS ... played club baseball for North East Baseball, playing four years with team ... named to Perfect Game All-Tournament Team during 2022 and 2023 seasons ... aided team to WWBA New England Championship in 2023.

KEENE'S 2025 SPLITS

SPLIT	W	L	G	GS	IP	H	R	ER	HR	BB	SO	ERA	AVG
TOTALS	1	0	6	1	10.2	8	13	13	1	14	7	10.97	.222
Home	0	0	1	1	4.0	6	4	4	1	1	1	9.00	.429
Away	1	0	4	0	5.2	2	9	9	0	13	5	14.29	.105
Neutral	0	0	1	0	1.0	0	0	0	0	1	1	0.00	.000
Day	1	0	6	1	10.2	8	13	13	1	14	7	10.97	.222
Night	—	—	—	—	—	—	—	—	—	—	—	—	—
Starter	0	0	1	1	4.0	6	4	4	1	1	1	9.00	.429
Reliever	1	0	5	0	6.2	2	9	9	0	14	6	12.15	.091

KEENE'S 2025 SPLITS vs. LHB/RHB

	BF	AB	H	2B	3B	HR	BB	SO	AVG	OBP	SLG	OPS
Total	54	36	8	0	1	1	14	7	.222	.442	.361	.803
vs. LHB	15	11	2	0	1	0	4	3	.182	.400	.364	.764
vs. RHB	39	25	6	0	0	1	10	4	.240	.459	.360	.819

SINGLE-GAME HIGHS & LOWS

	2025	CAREER
4.0, vs. Brown (3/29)	IP	4.0, vs. Brown (3/29/25)
6, vs. Brown (3/29)	H	6, vs. Brown (3/29/25)
4, (2x), Last: vs. Brown (3/29)	R	4, (2x), Last: vs. Brown (3/29/25)
4, (2x), Last: vs. Brown (3/29)	ER	4, (2x), Last: vs. Brown (3/29/25)
3, (3x), Last: vs. Brown (3/29)	BB	3, (3x), Last: vs. Brown (3/29/25)
3, at Towson (3/16)	SO	3, at Towson (3/16/25)
1, vs. Brown (3/29)	HR	1, vs. Brown (3/29/25)
74, vs. Brown (3/29)	PITCHES	74, vs. Brown (3/29/25)
—	CG	—
—	SHO	—
—	W STREAK	—
—	L STREAK	—

NOTE: Bold denotes active streak

KEENE VS. COLUMBIA

	W-L	ERA	AVG	G	GS	IP	H	R	ER	BB	SO	HR
CAREER	—	—	—	—	—	—	—	—	—	—	—	—
SATOW STAD.	—	—	—	—	—	—	—	—	—	—	—	—
2024	—	—	—	—	—	—	—	—	—	—	—	—
LAST APP: N/A	—	—	—	—	—	—	—	—	—	—	—	—

► Scheduled to appear in his first-ever game against Columbia this weekend.

KEENE'S 2025 GAME LOG

DATE VS.	RESULT	DEC	GS	IP	H	R	ER	BB	SO	HR	NP-S	S%	RS	W-L	ERA	AVG	NOTES
2/21 @ DUKE	W 11-8	—	0	0.1	1	4	4	3	0	0	31-14	45.2%	—	0-0	108.00	.500	Collegiate debut
2/23 @ DUKE	L 1-18	—	0	0.0	1	3	3	2	0	0	14-4	28.6%	—	0-0	189.00	.667	
FEBRUARY			0	0.1	2	7	7	5	0	0	45-18	40.0%	—	0-0	189.00	.667	
3/8 vs. UAB	L 12-13	—	0	1.0	0	0	0	1	1	0	21-11	52.4%	—	0-0	47.25	.333	
3/16 @ TOW	W 8-5	W-1	0	2.1	0	1	1	3	3	0	41-21	51.2%	—	1-0	19.64	.167	Registered first career victory
3/22 @ YALE (G2)	W 7-4	SV-1	0	3.0	0	1	1	2	2	0	52-32	61.5%	—	1-0	12.15	.091	First career save; 0 H over last 6.1 IP
3/29 BRWN (G2)	W 13-10	—	0	4.0	6	4	4	3	1	1	74-42	56.8%	8	1-0	10.97	.222	Made first career start
MARCH			1	10.1	9	8	7	7	3	1	188-106	56.4%	8	1-0	6.10	.182	
TOTALS			1	10.2	8	13	13	14	7	1	233-124	55.2%	8	1-0	10.97	.222	

BIG RED BULLPEN BRIEFS

1ST-PITCH K%: 40/84 (47.6%)	1ST BATTER EFF.: 2/5 (40.0%)	IR/IRS: 2/0 (100.0% stranded)	vs. LHB: .217 (5-23), 0 HR	LAST FIVE OUTINGS	IP	H	R	ER	BB	SO
LAST WIN: 5/17/24 vs. Princeton	LAST LOSS: 3/23/25 at Yale	LAST SAVE: 5/19/24 vs. Penn	vs. RHB: .289 (11-38), 2 HR	2/23 at Duke (L)	4.1	3	4	4	5	2

LAST FIVE OUTINGS	IP	H	R	ER	BB	SO
2/23 at Duke (L)	4.1	3	4	4	5	2
3/9 at Winthrop (L)	3.0	6	6	5	1	1
3/16 at Towson	4.0	3	2	2	6	2
3/23 at Yale (L)	3.2	4	7	4	5	1
3/29 (G1) vs. Brown (S)	1.1	0	0	0	1	0
TOTALS (0-3-1)	16.1	16	19	15	18	6

1ST-PITCH K%: 33/53 (62.3%)	1ST BATTER EFF.: 4/7 (57.1%)	IR/IRS: 8/7 (12.5% stranded)	vs. LHB: .455 (5-11), 1 HR	LAST FIVE OUTINGS	IP	H	R	ER	BB	SO
LAST WIN: 3/22/25 (G1) at Yale	LAST LOSS: 5/20/24 vs. Penn	LAST SAVE: 4/20/24 vs. Yale	vs. RHB: .207 (6-29), 1 HR	3/7 vs. Michigan State	0.1	1	0	0	0	0

LAST FIVE OUTINGS	IP	H	R	ER	BB	SO
3/7 vs. Michigan State	0.1	1	0	0	0	0
3/9 at Winthrop	1.0	2	3	2	2	1
3/15 (G1) at Towson	0.1	1	0	0	1	0
3/22 (G1) at Yale (W)	1.2	1	2	2	2	1
3/29 (G1) vs. Brown	2.0	1	0	0	2	0
TOTALS (1-0-0)	5.1	6	5	4	7	2

1ST-PITCH K%: 27/65 (41.5%)	1ST BATTER EFF.: 2/7 (28.6%)	IR/IRS: 10/6 (40.0% stranded)	vs. LHB: .500 (4-8), 1 HR	LAST FIVE OUTINGS	IP	H	R	ER	BB	SO
LAST WIN: 3/15/25 at Towson	LAST LOSS: 2/22/25 at Duke	LAST SAVE: —	vs. RHB: .310 (9-29), 3 HR	3/8 vs. UAB	0.0	0	3	3	2	0

LAST FIVE OUTINGS	IP	H	R	ER	BB	SO
3/8 vs. UAB	0.0	0	3	3	2	0
3/15 (G2) at Towson (W)	3.2	2	1	1	3	4
3/22 (G1) at Yale	0.2	1	1	1	1	1
3/23 at Yale	2.2	1	2	2	4	0
3/29 (G2) vs. Brown	0.0	1	4	4	3	0
TOTALS (1-0-0)	7.0	5	11	11	13	5

1ST-PITCH K%: 0/0 (0.0%)	1ST BATTER EFF.: 0/0 (0.0%)	IR/IRS: 0/0 (0.0% stranded)	vs. LHB: .000 (0-0), 0 HR	LAST FIVE OUTINGS	IP	H	R	ER	BB	SO
LAST WIN: —	LAST LOSS: —	LAST SAVE: —	vs. RHB: .000 (0-0), 0 HR	—	—	—	—	—	—	—

LAST FIVE OUTINGS	IP	H	R	ER	BB	SO
—	—	—	—	—	—	—
—	—	—	—	—	—	—
—	—	—	—	—	—	—
—	—	—	—	—	—	—
—	—	—	—	—	—	—
TOTALS (0-0-0)	—	—	—	—	—	—

1ST-PITCH K%: 4/9 (44.4%)	1ST BATTER EFF.: 1/3 (33.3%)	IR/IRS: 3/2 (33.3% stranded)	vs. LHB: .000 (0-2), 0 HR	LAST FIVE OUTINGS	IP	H	R	ER	BB	SO
LAST WIN: —	LAST LOSS: —	LAST SAVE: —	vs. RHB: .000 (0-3), 0 HR	3/8 vs. UAB	1.0	0	2	2	1	0

LAST FIVE OUTINGS	IP	H	R	ER	BB	SO
3/8 vs. UAB	1.0	0	2	2	1	0
3/15 (G1) at Towson	0.1	0	0	0	1	0
3/29 (G2) vs. Brown	0.0	0	1	1	1	0
—	—	—	—	—	—	—
—	—	—	—	—	—	—
TOTALS (0-0-0)	1.1	0	3	3	3	0

1ST-PITCH K%: 0/0 (0.0%)	1ST BATTER EFF.: 0/0 (0.0%)	IR/IRS: 0/0 (0.0% stranded)	vs. LHB: .000 (0-0), 0 HR	LAST FIVE OUTINGS	IP	H	R	ER	BB	SO
LAST WIN: —	LAST LOSS: 4/14/23 at Harvard	LAST SAVE: —	vs. RHB: .000 (0-0), 0 HR	2/23 at Duke	0.0	0	0	0	0	0

LAST FIVE OUTINGS	IP	H	R	ER	BB	SO
2/23 at Duke	0.0	0	0	0	0	0
—	—	—	—	—	—	—
—	—	—	—	—	—	—
—	—	—	—	—	—	—
—	—	—	—	—	—	—
TOTALS (0-0-0)	0.0	0	0	0	0	0

BIG RED BULLPEN BRIEFS

#26 JOHN HEGARTY | FR. | RHP

2025: 0-2-1 | 8 G (0 GS) | 13.2 IP | 10.54 ERA | 13 SO (17.6 K%) | 8 BB (10.8 BB%)

1ST-PITCH K%: 49/75 (65.3%)

1ST BATTER EFF.: 5/8 (62.5%)

IR/IRS: 11/5 (54.5% stranded)

vs. LHB: .353 (6-17), 1 HR

LAST WIN: —

LAST LOSS: 3/15/25 at Towson

LAST SAVE: —

vs. RHB: .405 (17-42), 0 HR

▶ **RANKINGS:** 1 save (330th nationally, 5th in Ivy League)

▶ Ended as losing pitcher in last Friday's setback to Brown, allowing three runs on six hits in 3 IP with 1 BB, 3 SO.

▶ Gave up four runs on four hits in 2.2 IP in first conference appearance in opening game of March 22 doubleheader against Yale ... pitched 3.1 IP across two outings against Towson ... losing pitcher in first outing, giving up a run on two hits in 1 IP ... conceded two runs on four hits in 2.1 IP the following day, striking out pair of Towson hitters and picking up first career save.

▶ Earned four varsity letters in baseball at St. Mark's School in Southborough, Mass. ... named Team MVP and was First Team All-Independent School League (ISL) and First Team All-New England Prep School Athletic Conference (NEPSAC) selection ... also received ISL All-Star honors in 2023 and was an All-ISL honorable mention as a sophomore in 2022 ... named to Honor Roll all four years at St. Mark's ... played club baseball for New England Ruffnecks Baseball from 2019-23 ... father, Patrick, played baseball at Harvard (1990-93) ... sister, Catherine, was member of Regis College women's track and field team in 2021-22 ... brother, Michael, is committed to play football at Penn in fall 2025.

#30 WILLIAM JAUN | SR. | 1B/LHP

2025: 0-2-2 | 6 G (0 GS) | 6.1 IP | 14.21 ERA | 8 SO (21.1 K%) | 13 BB (34.2 BB%)

1ST-PITCH K%: 22/38 (57.9%)

1ST BATTER EFF.: 4/6 (66.7%)

IR/IRS: 1/0 (100.0% stranded)

vs. LHB: .200 (1-5), 0 HR

LAST WIN: 2/25/24 at Ga. Tech

LAST LOSS: 3/8/25 vs. UAB

LAST SAVE: 3/29/25 (G2) vs. Brown

vs. RHB: .200 (4-20), 1 HR

▶ **RANKINGS:** 2 saves (146th nationally, 2nd in Ivy League)

▶ Notched third career save (second of 2025) in nightcap of last Saturday's twin bill vs. Brown, walking one and striking out one in 1 IP ... also posted a save in nightcap of March 1 doubleheader at UMBC, where he yielded just two baserunners (one hit, one walk) and struck out four in 2 IP ... 4 SO was one shy of matching single-game high, previously done twice (March 15, 2024 at Richmond; April 27, 2024 vs. Columbia)

▶ Named losing pitcher in both apps. at First Pitch Invitational against Michigan State (March 7) and UAB (March 8).

▶ Registered 29.2 IP across 12 appearances (six starts) in 2024 after missing first two seasons due to injuries ... winning pitcher in collegiate debut against Georgia Tech (Feb. 25), registering 5 IP, 4 H, 2 ER ... logged first collegiate save against Brown (May 5), pitching final three innings, allowing one run, and striking out three batters ... father, Gregory, played four years of baseball at Notre Dame (1980-83) ... brother, Eric, was outfielder at Babson (2016-19).

#34 ETHAN VAN SICE | SO. | RHP

2025: 0-0-0 | 1 G (0 GS) | 0.1 IP | 0.00 ERA | 0 SO (0.0 K%) | 0 BB (0.0 BB%)

1ST-PITCH K%: 0/1 (0.0%)

1ST BATTER EFF.: 1/1 (100.0%)

IR/IRS: 0/0 (0.0% stranded)

vs. LHB: .000 (0-0), 0 HR

LAST WIN: —

LAST LOSS: —

LAST SAVE: —

vs. RHB: .000 (0-1), 0 HR

▶ Made collegiate debut against Yale (March 23), generating an inning-ending foul out to conclude eighth inning.

▶ Did not appear in any games in 2024 due to injury ... played four years of baseball at Gonzaga College in Washington, D.C. ... aided program to 2022 WCAC Championship and was named to 2023 All-WCAC Team.

#36 NATHANIEL JENNEWAIN | SO. | LHP

2025: 1-0-0 | 6 G (0 GS) | 10.2 IP | 5.91 ERA | 7 SO (13.7 K%) | 10 BB (19.6 BB%)

1ST-PITCH K%: 23/51 (45.1%)

1ST BATTER EFF.: 1/6 (16.7%)

IR/IRS: 3/2 (33.3% stranded)

vs. LHB: .167 (2-12), 1 HR

LAST WIN: 2/25/25 at Ga. Tech

LAST LOSS: 4/27/24 vs. Columbia

LAST SAVE: 5/5/24 at Brown

vs. RHB: .296 (8-27), 1 HR

▶ Has not pitched in last two weekends ... made pair of apps. against Towson, allowing four hits in 1.2 IP while walking two and striking out one ... has not allowed a run in three of last four outings ... notched second career win in nightcap of March 1 doubleheader at UMBC after allowing three runs (2 ER) on one hit and walking three batters in 3.1 IP and striking out five to match single-game high previously set in first collegiate start (April 16, 2024, at Binghamton).

▶ Logged 12 appearances in first collegiate season in 2024 ... lone start of season came against Binghamton (April 16), where he struck out season-high five batters in 2 IP ... also struck out four batters in season-high 3 IP against Columbia (April 27) ... held opponents without a run in six outings, including three of last five ... lone brother, Paul, played baseball at DePauw (2022-23).

#40 TAVIAN RAMOS | FR. | RHP

2025: 0-0-0 | 0 G (0 GS) | 0.0 IP | 0.00 ERA | 0 SO | 0 BB

1ST-PITCH K%: 0/0 (0.0%)

1ST BATTER EFF.: 0/0 (0.0%)

IR/IRS: 0/0 (0.0% stranded)

vs. LHB: .000 (0-0), 0 HR

LAST WIN: —

LAST LOSS: —

LAST SAVE: —

vs. RHB: .000 (0-0), 0 HR

▶ Still seeking to make collegiate debut.

▶ Ramos, a native of Neenah, Wis., is the fourth Wisconsin-born player to play baseball at Cornell, joining former infielders **THOMAS BOETTCHER** (1970-72 — Madison, Wis.) and **CURT STAUTZ** (1979 — Madison, Wis.), and right-handed pitcher **JONATHAN ZACHARIAS** (2019-22 — Green Bay, Wis.).

#42 JOSH SHEA | JR. | RHP

2025: 1-0-0 | 5 G (0 GS) | 5.0 IP | 5.40 ERA | 4 SO (16.7 K%) | 3 BB (12.5 BB%)

1ST-PITCH K%: 14/24 (58.3%)

1ST BATTER EFF.: 3/5 (60.0%)

IR/IRS: 9/4 (55.6% stranded)

vs. LHB: .333 (2-6), 0 HR

LAST WIN: 3/29/25 vs. Brown

LAST LOSS: —

LAST SAVE: —

vs. RHB: .267 (4-15), 0 HR

▶ Allowed a run on two hits in 2 IP in nightcap of last Saturday's doubleheader against Brown ... issued two walks and also registered one strikeout.

▶ Pitched 0.1 IP in first two outings in season-opening series against No. 17-ranked Duke ... induced inning-ending popout in season debut (Feb. 22) before allowing two hits and one run while striking out a batter the following day.

▶ Lone appearance of season in 2024 came against Binghamton (May 1), pitching a scoreless inning, allowing one hit and striking out one ... made six relief appearances in 2023, where he struck out two batters in 3.1 innings of work ... pitched season-high 1 IP against Ithaca (April 4, 2023) and Binghamton (April 11, 2023) ... mother, Beth, played tennis at Brown; uncle, Ken Katz, played played tennis at Princeton ... grandmother also attended Cornell.

LAST FIVE OUTINGS	IP	H	R	ER	BB	SO
3/9 at Winthrop	2.0	2	0	0	0	2
3/15 (G1) at Towson (L)	1.0	2	1	1	0	1
3/16 at Towson (SV)	2.1	4	2	2	0	2
3/22 (G1) at Yale	2.2	4	4	4	1	0
3/28 vs. Brown (L)	3.0	6	3	3	1	3
TOTALS (0-2-1)	11.0	18	10	10	2	8

LAST FIVE OUTINGS	IP	H	R	ER	BB	SO
3/1 (G2) at UMBC (SV)	2.0	1	0	0	1	4
3/7 vs. Michigan State (L)	1.0	1	1	1	2	1
3/8 vs. UAB (L)	0.0	0	2	2	2	0
3/15 (G1) at Towson	1.0	2	3	3	1	0
3/29 (G2) vs. Brown (SV)	1.0	0	0	0	1	1
TOTALS (0-2-2)	5.0	4	6	6	7	6

LAST FIVE OUTINGS	IP	H	R	ER	BB	SO
3/23 at Yale	0.1	0	0	0	0	0
—	—	—	—	—	—	—
—	—	—	—	—	—	—
—	—	—	—	—	—	—
—	—	—	—	—	—	—
TOTALS (0-0-0)	0.1	0	0	0	0	0

LAST FIVE OUTINGS	IP	H	R	ER	BB	SO
3/1 (G2) at UMBC (W)	3.1	1	3	2	3	5
3/7 vs. Michigan State	1.0	0	0	0	1	1
3/9 at Winthrop	2.0	1	1	1	1	0
3/15 (G1) at Towson	1.1	2	0	0	1	1
3/16 at Towson	0.1	2	0	0	1	0
TOTALS (1-0-0)	8.0	6	4	3	7	7

LAST FIVE OUTINGS	IP	H	R	ER	BB	SO
—	—	—	—	—	—	—
—	—	—	—	—	—	—
—	—	—	—	—	—	—
—	—	—	—	—	—	—
TOTALS (0-0-0)	—	—	—	—	—	—

LAST FIVE OUTINGS	IP	H	R	ER	BB	SO
2/22 at Duke	0.1	0	0	0	0	0
2/23 at Duke	0.1	2	1	1	0	1
3/8 vs. UAB	1.0	2	1	1	1	2
3/23 at Yale	1.1	0	0	0	0	0
3/29 (G2) vs. Brown (W)	2.0	2	1	1	2	1
TOTALS (1-0-0)	5.0	6	3	3	3	4

2025 GAME-BY-GAME PITCHING STATISTICS																				
DATE	OPPONENT	W/L	SCORE	IP	H	R	ER	BB	SO	2B	3B	HR	WP	BK	HBP	IBB	ERA	WHIP	BB/9	SO/9
2/21	at Duke	W	11-8	9.0	6	8	8	7	5	1	0	2	1	0	1	0	8.00	1.44	7.00	5.00
2/22	at Duke	L	2-16	8.0	13	16	16	15	6	3	0	3	1	0	1	0	12.71	2.41	11.65	5.82
2/23	at Duke	L	1-18	8.0	12	18	18	12	5	0	2	1	0	0	0	0	15.12	2.60	12.24	5.76
DUKE SERIES		1-2	14-42	25.0	31	42	42	34	16	4	2	6	2	0	2	0	15.12	2.60	12.24	5.76
3/1	at UMBC	W	8-7	10.0	10	7	5	4	11	0	0	5	0	0	2	0	12.09	2.26	9.77	6.94
3/1	at UMBC	W	16-13	7.0	6	13	12	12	10	1	0	2	2	0	2	0	12.64	2.31	10.71	7.93
UMBC SERIES		2-0	24-20	17.0	16	20	17	16	21	1	0	7	2	0	4	0	9.00	1.88	8.47	11.12
3/7	vs. Michigan State	L	2-3	8.1	6	3	2	3	5	0	0	1	0	0	1	1	10.91	2.11	9.48	7.51
3/8	vs. UAB	L	12-13	9.0	10	13	11	9	6	3	0	0	2	0	4	0	10.92	2.11	9.40	7.28
3/9	at Winthrop	L	4-10	8.0	11	10	8	4	4	4	1	0	2	0	4	0	10.69	2.08	8.82	6.95
FIRST PITCH INVITE STATS		0-3	18-26	25.1	27	26	21	16	15	7	1	1	4	0	9	1	7.46	1.70	5.68	5.33
3/15	at Towson	L	5-6	8.2	10	6	6	5	7	1	0	2	0	0	2	0	10.18	2.04	8.41	6.99
3/15	at Towson	W	18-7	8.0	10	7	7	6	7	1	0	2	1	0	2	0	9.96	2.04	8.25	7.07
3/16	at Towson	W	8-5	9.0	9	5	5	10	7	2	0	1	1	1	0	0	9.48	2.04	8.42	7.06
TOWSON SERIES		2-1	31-18	25.2	29	18	18	21	21	4	0	5	2	1	4	0	6.31	1.95	7.36	7.36
3/22	at Yale	W	13-12	10.0	7	12	12	7	8	1	0	1	4	0	4	0	9.61	1.98	8.21	7.08
3/22	at Yale	W	7-4	9.0	4	4	4	7	6	0	0	0	1	1	1	0	9.16	1.92	8.12	6.99
3/23	at Yale	L	3-9	8.0	5	9	6	9	1	0	0	1	0	0	2	0	9.00	1.91	8.25	6.60
YALE SERIES		2-1	23-25	27.0	16	25	22	23	15	1	0	2	5	1	7	0	7.33	1.44	7.67	5.00
3/29	BROWN	L	4-5	9.0	10	5	5	3	9	1	2	0	3	0	3	0	8.72	1.88	7.88	6.77
3/29	BROWN	W	9-6	9.0	6	6	5	6	4	2	0	0	0	0	3	0	8.48	1.84	7.76	6.59
3/30	BROWN	W	13-10	7.0	9	10	10	10	3	1	0	2	4	0	1	0	8.69	1.88	8.01	6.46
BROWN SERIES		2-1	26-21	25.0	25	21	20	19	16	4	2	2	7	0	7	0	7.20	1.76	6.84	5.76
4/4	at Columbia																			
4/4	at Columbia																			
4/5	at Columbia																			
COLUMBIA SERIES																				
4/8	at Bucknell																			
4/12	PENN																			
4/12	PENN																			
4/13	PENN																			
PENN SERIES																				
4/15	at Binghamton																			
4/19	at Harvard																			
4/19	at Harvard																			
4/20	at Harvard																			
HARVARD SERIES																				
4/26	at Dartmouth																			
4/26	at Dartmouth																			
4/27	at Dartmouth																			
DARTMOUTH SERIES																				
4/29	at Binghamton																			
SEASON VS. BINGHAMTON																				
5/3	PRINCETON																			
5/3	PRINCETON																			
5/4	PRINCETON																			
PRINCETON SERIES																				
SEASON TOTALS				145.0	144	152	140	129	104	21	5	23	22	2	33	1	8.69	1.88	8.01	6.46

BIG RED STARTING PITCHER RUN SUPPORT							
PLAYER	GS	RUN SUPPORT	RUN PER 9 IP	RUNS IN STARTS	RUNS PER START	TEAM W-L	QUALITY STARTS
Carson Mayfield	6	30	8.53	43	7.17	3-3	3
Huxley Holcombe	4	25	10.55	46	11.50	3-1	1
Chris Ellison	4	4	2.40	16	4.00	1-3	0
Noah Keller	2	0	0.00	18	9.00	1-1	0
Sam Keene	1	8	18.00	13	13.00	1-0	0
TOTALS	17	67	8.00	136	8.00	9-8	4

BIG RED 2025 PITCHING SPLITS													
	W	L	SV	G	IP	H	R	ER	HR	BB	SO	ERA	AVG
Total	9	8	5	17	145.0	144	152	140	23	129	104	8.69	.266
Home	2	1	2	3	25.0	25	21	20	2	19	16	7.20	.272
Away	7	5	3	12	102.2	103	115	107	20	98	77	9.38	.270
Neutral	0	2	0	2	17.1	16	16	13	1	12	11	6.75	.239
Day	9	8	5	17	145.0	144	152	140	23	129	104	8.69	.266
Night	—	—	—	—	—	—	—	—	—	—	—	—	—
Starter	3	4	—	17	75.1	71	71	61	11	52	48	7.29	.262
Reliever	6	4	5	17	69.2	73	81	79	12	77	56	10.21	.270
February	1	2	0	3	25.0	31	42	42	6	34	16	15.12	.313
March	8	6	5	14	120.0	113	110	98	17	95	88	7.35	.256
April	—	—	—	—	—	—	—	—	—	—	—	—	—
May	—	—	—	—	—	—	—	—	—	—	—	—	—

BIG RED BATTER BRIEFS

#1 JOHN QUINLAN | JR. | OF | S/R

2025: .264 / .407 / .444 / .851 | 2 HR | 19 RBI | 6 SB

LAST SAT. vs. BROWN: 2-5, 5 R, 2B, 3 RBI

BROWN SERIES: 2-9, 5 R, 2B, 3 RBI, 5 BB, HBP, 2 SO, 2 SB

vs. LHP: .143 (2-for-14, 0 HR)

ACTIVE HIT STREAK: 1 G, (2-3, .667)

LAST HOMESTAND: 2-9, 5 R, 2B, 3 RBI, 5 BB, HBP, 2 SO, 2 SB

vs. RHP: .293 (17-for-58, 2 HR) LAST ERROR: 19 G, 5/19/24 vs. Penn (LF)

▶ **RANKINGS:** 0.94 walks per game (65th nationally, 2nd in Ivy League)

▶ Went 2-for-9 in last weekend's series against Brown where he scored five runs, had a double, three RBI, and also drew five BB, was hit by a pitch, and stole two bases.

▶ Enters weekend as one of two Cornell players (**JAKOBI DAVIS**) who have reached safely in all 17 games this season ... has reached base safely in last 25 games, dating back to last season, slashing .288/.398/.450/.849 with 22 runs, eight doubles, two triples, two home runs, 24 RBI, drawn 19 walks, and has stolen seven bases during stretch.

▶ Unanimously named First Team All-Ivy selection in 2024 after starting in 33 games (29 in LF, four in RF) ... batted .378 with nine doubles, two triples, five home runs, and 20 RBI ... stole team-leading 10 bases, going 10-for-12 on steal attempts ... 56 hits ranked tied with **KEN VEENEMA** (1977) for fifth in Cornell history, trailing **GUY LEACH** (61 in 1988), **NATHAN FORD** (59 in 2008), **ERIK RICO** (57 in 2002), and **BRIAN BILLIGEN** (2012); figure was tied for sixth in Ivy League ... concluded year with second-highest batting average (.378) among eligible Ivy League hitters ... batted .423 in conference games, one of three Ivy League hitters to hit .400 in contests against Ancient Eight opposition ... led Ivy League in hits in conference play (42), lone player to reach 40-hit plateau in 2024 ... notched trio of four-hit efforts against Harvard (April 7), Penn (April 14), and Yale (April 20), one of two Cornell players since 2003 with at least three four-hit games in a season (**MARSHALL YANZICK** - 2012) ... hit walk-off two-RBI double in opening game of April 20 doubleheader against Yale, capping latest four-hit game of season; bloop two-run double solidified eight-run comeback for Big Red, which trailed 8-0 in bottom of eighth inning ... received Ivy League Player of the Week honors on April 22 after slashing .588/.667/1.118 (1.784 OPS), going 10-for-17 with three doubles, two home runs, five RBI, three stolen bases while striking out zero times during Big Red's 3-1 week against Binghamton and Yale ... also named Cornell's Academic All-Ivy selection.

#2 MASON BARELA | FR. | C/INF | R/R

2025: .333 / .500 / .333 / .833 | 0 HR | 0 RBI | 0 SB

LAST SAT. vs. BROWN: HBP as PH in G2

BROWN SERIES: HBP as PH in lone PA of series (G3)

vs. LHP: 1.000 (1-for-1, 0 HR)

ACTIVE HIT STREAK: 0 G, (0-1)

LAST HOMESTAND: HBP as PH in lone PA of series (G3)

vs. RHP: .000 (0-for-2, 0 HR)

LAST ERROR: 4 G without an error

▶ Lone appearance of last weekend's series against Brown came in a pinch-hit situation in nightcap of Saturday's doubleheader ... was hit by a pitch during pinch-hit situation ... all four plate appearances have come in pinch-hit appearances.

▶ Earned four varsity letters in baseball at Jupiter HS, where program won four district titles ... nominated for 2023 Palm Beach Athlete of the Year ... named captain during senior year.

#4 CADEN WILDMAN | SO. | OF | R/R

2025: .250 / .352 / .367 / .719 | 1 HR | 9 RBI | 5 SB

LAST SAT. vs. BROWN: 2-7, 2 R, 2B, 3 RBI, SB

BROWN SERIES: 2-11 (.182), 2 R, 2B, 3 RBI, BB, SO, SF, SB

vs. LHP: .200 (2-for-10, 0 HR)

ACTIVE HIT STREAK: 1 G, (2-4, .500)

LAST HOMESTAND: 2-11 (.182), 2 R, 2B, 3 RBI, BB, SO, SB

vs. RHP: .260 (13-for-50, 1 HR)

LAST ERROR: 6 G, 3/16/25 at Towson (RF)

▶ **RANKINGS:** 0.19 sacrifice bunts per game (56th nationally, 3rd in Ivy League)

▶ Went 2-for-11 (.182) in last weekend's series against Brown ... scored two runs, had a double, drove in three RBI, drew a walk, and had a sacrifice fly and stolen base ... went 2-for-4 with two runs, double, three RBI, and a stolen base in nightcap of last Saturday's doubleheader.

▶ Had breakout sophomore campaign in 2024, starting 35 of 38 appearances (32 in RF, three in CF) ... one of two players to play in all 38 of Cornell's games (**NATHAN WAUGH** '24) ... batted .279 with four doubles, five home runs, and 23 RBI ... became first Cornell player in program history to hit multiple grand slams in a game — coming in seventh and eighth innings — of two-home run outing in nightcap of April 13 DH at Penn ... also plated go-ahead run with bases-clearing double in series finale and solidifying series victory against Quakers (April 14), leading to be named Ivy League's Co-Player of the Week after slashing .333/.375/.800 with a double, two HR, 11 RBI, and five runs scored.

#6 KYLE MUSSER | SR. | OF | R/R

2025: .208 / .333 / .313 / .646 | 1 HR | 8 RBI | 1 SB

SATURDAY vs. BROWN: DID NOT PLAY

BROWN SERIES: DID NOT PLAY

vs. LHP: .091 (1-for-11, 0 HR)

ACTIVE HIT STREAK: 0 G, (0-6)

LAST HOMESTAND: DID NOT PLAY

vs. RHP: .243 (9-for-37, 1 HR)

LAST ERROR: 50 G without an error

▶ Did not appear in any games last weekend against Brown ... made one appearance in series against Yale, going 0-for-2 with pair of strikeouts in series opener (March 22).

▶ Hit two-run HR in opening game of March 1 twin bill at UMBC, marking first round-tripper since blasting first collegiate home run — a go-ahead, three-run blast with Big Red down to its final strike — against Binghamton (April 16, 2024) ... registered a base hit in 14 at-bats (.071) in season-opening series against No. 17-ranked Duke ... drove in both RBI of series versus Duke with two-RBI single in fifth inning of Feb. 22 loss.

▶ Made six starts in 14 appearances in 2024 ... batted .313 with one home run and five RBI ... registered first multi-hit game of season against Penn (April 13), going 2-for-2 with three runs scored while coming off bench ... logged season-high three hits against Brown (May 4), going 3-for-5 with an RBI.

#8 LUKE JOHNSON | SO. | INF | R/R

2025: .162 / .225 / .270 / .495 | 1 HR | 5 RBI | 1 SB

LAST SAT. vs. BROWN: 0-2

BROWN SERIES: 0-2

vs. LHP: .182 (2-for-11, 0 HR)

ACTIVE HIT STREAK: 0 G, (0-3)

LAST HOMESTAND: 0-2

vs. RHP: .154 (4-for-26, 1 HR)

LAST ERROR: 12 G, 5/5/24 at Brown (3B)

▶ Returned to lineup in series finale against Brown last weekend, going 0-for-2 after entering game as a defensive replacement ... missed all three games against Yale due to injury ... has just one hit in last 16 at-bats (.063), dating back to March 7.

▶ Started 19 of 28 appearances in 2024, primarily at 3B ... batted .241 with three doubles and five RBI ... recorded hit in 10 of last 13 games ... registered doubles in first two collegiate games against Georgia Tech (Feb. 23 and Feb. 25) ... drove in first two RBI of collegiate career in latter game against Georgia Tech ... posted 3-for-5 effort with a double against Yale in opening game of April 20 doubleheader ... hit go-ahead two-run single in ninth inning against Princeton (May 17) in opening game of Ivy League Tournament ... older brother, Spencer, is a pitcher at George Fox University, an Oregon-based Division III institution ... father, Craig, played collegiate tennis at Pepperdine (1989-93) before playing professionally and earned ranking as high as No. 287 ... mother, Michelle, played collegiate tennis at Notre Dame ... great-grandfather and great-grandmother (1929), great-uncle (1956), grandfather (1957), grandmother (1958), and aunt (1986) are all Cornell graduates.

#12 RYAN PORTER | SR. | OF/RHP | R/R

2025: .364 / .404 / .727 / 1.131 | 4 HR | 13 RBI | 1 SB

LAST SAT. vs. BROWN: 0-4, SO

BROWN SERIES: 1-8, 2B, 2 SO

vs. LHP: .000 (0-for-4, 0 HR)

ACTIVE HIT STREAK: 0 G (0-7)

LAST HOMESTAND: 1-8, 2B, 2 SO

vs. RHP: .400 (16-for-40, 4 HR)

LAST ERROR: 7 G, 3/9/25 at Winthrop (P)

▶ **ACCOLADES:** Named Ivy League Player of the Week (March 17) after going 7-for-11 (.636) with a double, three home runs, and nine RBI ... logged first career multi-home run game and tied Cornell's single-game RBI record (8) in nightcap of last Saturday's doubleheader at Towson ... also scored four runs on weekend.

▶ **RANKINGS:** .364 batting average (219th nationally; 2nd in Ivy League)727 slugging percentage (69th nationally; 2nd in Ivy League)

▶ Played in first two games of last weekend's series at Brown ... went 1-for-8 with a double and pair of strikeouts ... also made one relief appearance on mound, pitching two scoreless IP while allowing one hit and two walks ... has one hit in last 12 at-bats, dating back to series finale against Yale (March 23) with a double and five strikeouts.

▶ Made 20 appearances in 2024, making eight starts (five in LF, two in RF, one as SP) ... split time between pitcher's mound and field before serving as full-time relief pitcher in mid-March ... batted .185 in 27 at-bats, logging a double and three RBI ... opened season with two-RBI effort against Georgia Tech (Feb. 23) ... logged lone multi-hit performance on season in series finale against Georgia Tech (Feb. 25).

BIG RED BATTER BRIEFS

#15 OWEN CARLSON | SO. | INF | L/R

2025: .264 / .344 / .321 / .665 | 0 HR | 6 RBI | 0 SB

LAST SAT. vs. BROWN: 2-6, 2 R, 3B, RBI, BB BROWN SERIES: 3-10 (.300), 3 R, 3B, RBI, BB, 2 SO, SF vs. LHP: .273 (3-for-11, 0 HR) ACTIVE HIT STREAK: 5 G (5-18, .278)
LAST HOMESTAND: 3-10 (.300), 3 R, 3B, RBI, BB, 2 SO, SF vs. RHP: .262 (11-for-42, 0 HR) LAST ERROR: 11 G, 3/1/25 (G1) at UMBC (2B)

- ▶ **RANKINGS:** 3 sacrifice flies (106th nationally, 1st in Ivy League)
- ▶ Went 3-for-10 in last weekend's series against Brown, scoring three runs, hitting a triple, driving in one RBI, drawing one walk, and hitting one sacrifice fly.
- ▶ Enters the weekend riding a career-best five-game hit streak, slashing .278/.364/.444/.808 with a double, triple, two RBI, three walks, and one sacrifice fly ... has scored at least one run in each of his last six games.
- ▶ Started six of 16 appearances in 2024 (four at 2B, one at 3B, one as DH) ... batted .286 with one double, one home run, and two RBI ... notched first career extra-base hit (double) against Richmond (March 16) ... posted two of three multi-hit performances against Richmond (March 16 and 17) ... other multi-hit performance came against Binghamton (May 1), where he blasted first collegiate home run in 2-for-5 effort with two runs scored ... did not commit any errors in his 24 fielding opportunities.

#18 TJ SWIDORSKI | JR. | INF/RHP | R/R

2025: .300 / .417 / .500 / .917 | 0 HR | 3 RBI | 0 SB

SATURDAY vs. BROWN: APP. AS RP BROWN SERIES: NO PLATE APPEARANCES vs. LHP: 1.000 (1-for-1, 0 HR) ACTIVE HIT STREAK: 2 G (2-7, .286)
LAST HOMESTAND: NO PLATE APPEARANCES vs. RHP: .222 (2-for-9, 0 HR) LAST ERROR: 1 G, 3/23/25 at Yale (2B)

- ▶ Did not have any plate appearances last weekend against Brown ... lone appearance came in relief out of Big Red's bullpen in nightcap of last Saturday's doubleheader.
- ▶ Lone appearance against Yale came in series finale when he started at second base ... went 1-for-4 with a double, run scored, and a strikeout.
- ▶ Logged pair of pinch-hit appearances in season-opening series against No. 17-ranked Duke ... reached base safely in both appearances, singling in his first at-bat of season (Feb. 22) and reached on fielder's choice (Feb. 23).
- ▶ Started all 17 appearances in 2024, all coming at SS ... batted .234 with three doubles and six RBI ... posted four multi-hit games, including season-high three hits against Brown (May 4) in 3-for-6 effort with three runs and a double ... drove in season-high three RBI against Georgia Tech (Feb. 25) ... collected two of three doubles on season in opening game of March 10 doubleheader against Georgetown ... went 2-for-4 with two RBI against Yale (April 21) ... committed one error in 79 fielding opportunities (.987 fielding percentage).

#19 MARK QUATRANI | SO. | C | R/R

2025: .313 / .429 / .537 / .966 | 3 HR | 17 RBI | 1 SB

LAST SAT. vs. BROWN: 4-7, 2 R, 2B, HR, 5 RBI BROWN SERIES: 5-10 (.500), 3 R, 2 2B, HR, 6 RBI, HBP, SO vs. LHP: .111 (1-for-9, 0 HR) ACTIVE HIT STREAK: 4 G, (6-14, .429)
LAST HOMESTAND: 5-10 (.500), 3 R, 2 2B, HR, 6 RBI, HBP vs. RHP: .345 (20-for-58, 3 HR) LAST ERROR: 18 G, 5/20/24 vs. Penn (C)

- ▶ **RANKINGS:** 0.47 hit by pitch per game (39th nationally, 3rd in Ivy League)
- ▶ Went 5-for-10 in last weekend's series against Brown ... logging pair of doubles, one home run, driving in six RBI ... was hit by one pitch and struck out once ... five of six RBI came in opening game of last Saturday's doubleheader, where he went 2-for-3 with a double, home run, sacrifice fly, and five RBI ... riding four-game hit streak entering weekend, posting a .429/.444/.786/1.230 slash line with two doubles, a home run, seven RBI, two hit by pitches, two sacrifice flies, and a stolen base during streak.
- ▶ After 0-for-11 start to season, is batting .368 (17-for-57) with .368/.479/.632/1.111 slash line ... scored 14 runs, hit six doubles, three home runs, driven in all 17 RBI, drawn six walks, hit by eight pitches, and has struck out just nine times.
- ▶ Named Ivy League Rookie of the Year in 2024, becoming third Cornell player to earn honor (**BILL WALKENBACH** - 1995; **KELLEN URBON** - 2012) ... also received First Team All-Ivy honors, serving as lone freshman to earn distinction ... sixth Cornell freshman named First Team All-EBL or All-Ivy since 1976 — first year freshman were eligible to play on varsity team — joining **GREG MYERS** (1979), **JOHN DeGIOVANNI** (1980), Walkenbach (1995), **JUSTIN MILO** (2007), and Urbon (2012).
- ▶ Started 29 of 30 appearances (20 starts at C, nine as DH) while finishing season with .362/.492/.714/1.231 slash line with two doubles, one triple, 11 home runs, and 43 RBI ... 11 HR were most by Cornell freshman in program history ... became fourth Big Red player to hit 10-plus HR in season, joining **CHRIS CRUZ** (12 in 2012), **ERIC KIRBY** (11 in 1995), and **ERIK RICO** (11 in 2002) ... 43 RBI tied **GUY LEACH** (1988) for second-most in program history, two shy of **PETE WATZKA**'s program record (45 in 1971) ... fifth-highest on-base percentage (.492) by Cornell player with at least 80 ABs714 slugging percentage marked second time in program history a player had at least a .700 slugging percentage (min. 80 ABs), only trailing Rico's .768 figure in 2002.
- ▶ Finished within top 10 among Ivy League hitters in OBP and OPS (2nd), batting average and slugging percentage (3rd), home runs and RBI (T-5th), and hit by pitches (T-6th) ... drove in Ivy League-leading 30 RBI in conference games and hit seven of 11 HR against Ancient Eight opponents, tied for third-most in league.
- ▶ Opened collegiate career with two-hit effort and solo HR against Georgia Tech (Feb. 24) ... drove in season-high six RBI against Dartmouth (March 30) in 3-for-5 effort with two HR — one of which was a grand slam ... went 4-for-9 with three HR and nine RBI in series against Dartmouth (March 30-31), en route to earning first of three Ivy League Rookie of the Week honors ... logged six RBI while going 6-for-13 in series against Penn (April 13-14), earning first of two consecutive Rookie of the Week accolades ... collected at least one RBI in 10 consecutive games from April 7-27, amassing 15 RBI during stretch ... registered four three-hit games throughout season, including both games of final day of Ivy League Tournament against Penn (May 20) ... drove in three-plus RBI in six games (four three-RBI games, one four-RBI game, one six-RBI game) ... caught six of 25 runners stealing on season (24.0 percent) ... registered .972 fielding percentage (four errors in 142 fielding chances).

#20 KEVIN HAGER | SO. | INF | R/R

2025: .351 / .506 / .526 / 1.032 | 2 HR | 14 RBI | 1 SB

LAST SAT. vs. BROWN: 2-6, 2 R, 2 RBI, 2 BB BROWN SERIES: 2-9, 3 R, 2 RBI, 2 BB, HBP, SO, SF vs. LHP: .500 (4-for-8, 1 HR) ACTIVE HIT STREAK: 2 G (2-6, .333)
LAST HOMESTAND: 2-9, 3 R, 2 RBI, 2 BB, HBP, SO, SF vs. RHP: .327 (16-for-49, 1 HR) LAST ERROR: 0 G, 3/29/25 vs. Brown (SS)

- ▶ **ACCOLADES:** Named Ivy League Player of the Week (Feb. 24) ... ignited Cornell to season-opening upset victory over No. 17-ranked Duke (Feb. 21) ... leadoff HR in third inning was first of 10 unanswered runs scored by Big Red in 11-8 win ... batted .500 (3-for-6) with HR and two RBI while leading team in runs scored (4) and drew three HBP.
- ▶ **RANKINGS:** 0.41 hit by pitch per game (84th nationally, 4th in Ivy League)506 on-base percentage (76th nationally, 1st in Ivy League)
- ▶ Went 2-for-9 at the plate in last weekend's series at Brown with three runs scored, two walks drawn, hit by a pitch, and a sacrifice fly.
- ▶ Started 21 of 23 appearances in 2024, all of which came at SS ... batted .241 with a double, four home runs, and 12 RBI ... six of 12 RBI on season came in Ivy League Tournament, earning spot on All-Tournament team ... concluded campaign on season-high five-game hit streak ... posted first collegiate extra-base hit (RBI double) against Richmond (March 16) ... registered first collegiate home run — the first of three consecutive Cornell home runs — against Dartmouth in nightcap of March 30 twin bill ... other three home runs came against Penn on April 14 in regular season and May 19 and May 20 in Ivy League Tournament games ... committed four errors in 92 fielding chances (.957 fielding percentage) ... brother, **FRANK JR.**, played baseball at Cornell for four years (2009-12) before serving as an assistant coach for seven years (2016-22).

BIG RED BATTER BRIEFS

#22 JAKOBI DAVIS | SR. | OF | L/L

2025: .259 / .449 / .414 / .863 | 2 HR | 10 RBI | 5 SB

LAST SAT. vs. BROWN: 2-5, 3 R, 2 RBI, 3 BB

BROWN SERIES: 2-7, 3 R, 2 RBI, 5 BB, 4 SO, 3 SB

vs. LHP: .556 (5-for-9, 1 HR)

ACTIVE HIT STREAK: 1 G (2-2, 1.000)

LAST HOMESTAND: 2-7, 3 R, 2 RBI, 5 BB, 4 SO, 3 SB

vs. RHP: .204 (10-for-49, 1 HR)

LAST ERROR: 67 G, 4/8/23 vs. Brown (CF)

► Went 2-for-7 last weekend in series against Brown ... scored three runs, drove in two Big Red runs, drew four walks and stole three bases, which included swiping a pair of bases in opening game of last Saturday's doubleheader.

► **RANKINGS:** 1.12 walks per game (12th nationally, 1st in Ivy League)

► One of two players (**JOHN QUINLAN**) to have reached safely in all 17 games this season ... has reached safely in each of last 24 games, dating back to last season, slashing .277/.435/.422/.857 with 20 runs scored, two doubles, two triples, two home runs, 13 RBI, seven stolen bases, and has drawn 23 walks during stretch.

► All 35 of appearances in 2024 were starts in CF ... batted .265 with four doubles, two triples, three home runs, and 14 RBI ... successful on five of seven steal attempts ... went 3-for-4 against Penn (April 14), matching single-game high for hits ... recorded both triples on the road against JMU (March 3) and Brown (May 4) ... two of three HR occurred at Booth Field; first HR was final blast of three consecutive HR hit against Dartmouth in nightcap of March 30 twin bill ... did not register an error in his 71 fielding opportunities.

#23 JAYDEN SHIN | FR. | INF | L/R

2025: .000 / .000 / .000 / .000 | 0 HR | 0 RBI | 0 SB

LAST SAT. vs. BROWN: SO as PH

BROWN SERIES: 0-1, SO

vs. LHP: .000 (0-for-0, 0 HR)

ACTIVE HIT STREAK: 0 G (0-1)

LAST HOMESTAND: 0-1, SO

vs. RHP: .000 (0-for-1, 0 HR)

LAST ERROR: 1 G without error

► Made collegiate debut last Saturday in nightcap of doubleheader against Brown ... struck out in lone plate appearance in a pinch-hit situation ... stayed in game and played first base during seventh inning.

► Earned four varsity letters in baseball at Hopewell Valley HS ... two-time Carpenter Cup Team, First Team All-Conference and All-Area selection (2023, 2024) ... also received two letters in basketball, where he was named Most Improved Player in 2023 and awarded team's Hustle Award in 2024 ... member of National Honor Society and Leadership Corps ... served as class treasurer and was president of Turn 2 Club.

#30 WILLIAM JAUN | SR. | 1B/LHP | L/L

2025: .348 / .423 / .435 / .858 | 0 HR | 4 RBI | 0 SB

LAST SAT. vs. BROWN: 2-7, 3 R, RBI, 2 BB

BROWN SERIES: 4-11 (.364), 3 R, 3 RBI, 2 BB, SO

vs. LHP: 1.000 (1-for-1, 0 HR)

ACTIVE HIT STREAK: 3 G (4-11, .364)

LAST HOMESTAND: 4-11 (.364), 3 R, 3 RBI, 2 BB, SO

vs. RHP: .318 (7-for-22, 0 HR)

LAST ERROR: 0 G, 3/29/24 vs. Brown (1B)

► Batting .348 (8-for-23) over last six games since entering as a defensive replacement in the opening game of the March 22 doubleheader against Yale.

► Started each of last five games at first base ... registered first pair of multi-hit games of his collegiate career in nightcap of March 22 doubleheader at Yale, going 3-for-4 with a double and RBI, and last weekend's series opener against Brown (March 28) when he went 2-for-4 with two RBI.

► Riding a three-game hit streak entering the weekend ... slashing .364/.462/.364/.825 with three RBI, three runs scored, and drawing a pair of walks ... has at least one hit in five of his six appearances on the season.

► Made six relief appearances out of Big Red bullpen on season, which includes registering saves against UMBC (March 1) and Brown (March 29).

► Registered 19 at-bats over first month of season before sustaining injury that forced him out of action for a month ... went 3-for-19 at the plate over first month of season, recording a double (Georgia Tech - Feb. 24) and RBI (Georgetown - March 10) ... father, Gregory, played four years of baseball at Notre Dame (1980-83) ... brother, Eric, was outfielder at Babson (2016-19).

#31 RYAN DILLON | FR. | C | R/R

2025: .000 / .000 / .000 / .000 | 0 HR | 0 RBI | 0 SB

SATURDAY vs. BROWN: 0-2, SO

BROWN SERIES: 0-2, SO

vs. LHP: .000 (0-for-1, 0 HR)

ACTIVE HIT STREAK: 0 G (0-3)

LAST HOMESTAND: 0-2, SO

vs. RHP: .000 (0-for-2, 0 HR)

LAST ERROR: 2 G without error

► Made first collegiate start (caught and batted 9th) in nightcap of last Saturday's doubleheader against Brown ... went 0-for-2 with a strikeout before being pulled ... action was first time he appeared in a game since serving as a pinch-hitter in ninth inning against No. 17-ranked Duke (Feb. 23).

► Earned four varsity letters in baseball at Marlborough HS, where he was a three-year captain and named Team MVP on three occasions ... named to *Worcester Telegram & Gazette* All-Star team in 2024 ... three-time honoree to Mid-Wach All-Star teams, earning second-team honors in 2022 and first-team honors in 2023 and 2024, and was named league MVP in 2024 ... received Preseason All-American honorable mention honors from Perfect Game in 2023 (underclassmen) and 2024 ... member of National Honor and Business Honor Societies ... volunteered with Unified Basketball and Best Buddies for all four years of high school ... played travel baseball for four years with the Nokona Chiefs.

BIG RED 2025 BATTING SPLITS

	AB	R	H	2B	3B	HR	RBI	BB	SO	AVG	OBP	SLG	OPS
TOTALS	603	136	167	35	4	21	124	101	141	.277	.400	.453	.852
Home	89	26	22	5	1	2	24	19	18	.247	.390	.393	.783
Away	441	96	124	27	3	17	86	72	102	.281	.403	.472	.875
Neutral	73	14	21	3	0	2	14	10	21	.288	.391	.411	.802
Day	603	136	167	35	4	21	124	101	141	.277	.400	.453	.852
Night	—	—	—	—	—	—	—	—	—	—	—	—	—
February	103	14	24	5	1	2	13	12	29	.233	.350	.359	.709
March	500	122	143	30	3	19	111	89	112	.286	.410	.472	.882
April	—	—	—	—	—	—	—	—	—	—	—	—	—
May	—	—	—	—	—	—	—	—	—	—	—	—	—

BIG RED LINEUP PRODUCTION

	AB	R	H	2B	3B	HR	RBI	BB	SO	AVG	OBP	SLG	OPS
1st	72	17	19	5	1	2	19	16	16	.264	.407	.444	.851
2nd	71	17	14	3	1	3	14	15	14	.197	.370	.394	.764
3rd	73	12	26	5	0	5	22	6	12	.356	.430	.630	1.060
4th	65	18	18	4	0	2	7	13	12	.277	.429	.431	.859
5th	71	10	12	7	0	0	6	6	26	.169	.263	.268	.530
6th	60	17	20	2	1	2	13	17	18	.333	.488	.500	.988
7th	61	18	26	4	1	6	24	11	13	.426	.526	.820	1.345
8th	64	16	20	2	0	0	11	10	14	.313	.408	.344	.752
9th	66	11	12	3	0	1	7	7	16	.182	.276	.273	.549

2025 BIG RED HOME RUNS

PLAYER				ROAD/		RUNNERS ON				OUTS			TIED GO		DIRECTION					TEAM W-L	LAST HR		ABS SINCE
	HR	vL	vR	HOME	NEUTRAL	0	1	2	3	0	1	2	GAME	AHEAD	LF	LC	CF	RC	RF		DATE / OPPONENT	PITCHER	
Mason Barela	—	—	—	—	—	—	—	—	—	—	—	—	—	—	—	—	—	—	—	—	—	—	—
Tyler Beaulieu	—	—	—	—	—	—	—	—	—	—	—	—	—	—	—	—	—	—	—	—	—	—	—
Owen Carlson	—	—	—	—	—	—	—	—	—	—	—	—	—	—	—	—	—	—	—	—	5/1/24 at Binghamton	Sajeski	56
Jakobi Davis	2	1	1	—	2	1	1	—	—	2	—	—	—	1	—	—	—	—	2	1-1	3/16/25 at Towson	DeProspero	18
Ryan Dillon	—	—	—	—	—	—	—	—	—	—	—	—	—	—	—	—	—	—	—	—	—	—	—
Kevin Hager	2	1	1	—	2	2	—	—	—	1	1	—	—	1	—	2	—	—	—	2-0	3/15/25 (G2) at Towson	Whiteman	25
William Jaun	—	—	—	—	—	—	—	—	—	—	—	—	—	—	—	—	—	—	—	—	—	—	—
Max Jensen	5	1	4	1	4	4	—	1	—	4	1	—	—	—	1	1	—	—	3	4-0	3/28/25 (G2) vs. Brown	Keel	0
Luke Johnson	1	—	1	—	1	—	—	1	—	1	—	—	—	1	1	—	—	—	—	1-0	3/1/25 (G2) at UMBC	Bell	19
Jackson Marko	—	—	—	—	—	—	—	—	—	—	—	—	—	—	—	—	—	—	—	—	—	—	—
Kyle Musser	1	—	1	—	1	—	1	—	—	—	—	1	—	—	1	—	—	—	—	1-0	3/1/25 (G1) at UMBC	Robinson	32
Ryan Porter	4	—	4	—	4	2	1	—	1	1	3	—	—	—	3	—	—	1	—	3-0	3/22/25 (G1) at Yale	Shaw	16
Mark Quatrani	3	—	3	1	2	—	2	1	—	2	1	—	—	2	1	1	1	—	—	1-2	3/28/25 (G1) vs. Brown	Trout	6
John Quinlan	2	—	2	—	2	1	1	—	—	1	—	1	—	1	—	1	—	1	—	1-1	3/16/25 at Towson	DeProspero	21
Jayden Shin	—	—	—	—	—	—	—	—	—	—	—	—	—	—	—	—	—	—	—	—	—	—	—
TJ Swidorski	—	—	—	—	—	—	—	—	—	—	—	—	—	—	—	—	—	—	—	—	2/25/23 at JMU	Murphy	113
Beck Urofsky	—	—	—	—	—	—	—	—	—	—	—	—	—	—	—	—	—	—	—	—	—	—	—
Matthew Walters	—	—	—	—	—	—	—	—	—	—	—	—	—	—	—	—	—	—	—	—	—	—	—
Caden Wildman	1	—	1	—	1	—	1	—	—	—	1	—	1	—	1	—	—	—	—	1-0	3/1/25 (G1) at UMBC	Robinson	43

LEADOFF HR (0)

PLAYER (CAREER NO.) DATE / OPP

BACK-2-BACK HR (0)

PLAYERS DATE / OPP

2-HR GAMES (2)

PLAYER (CAREER NO.) DATE / OPP

Max Jensen (1) 3/1 (G2) at UMBC
Ryan Porter (1) 3/15 (G2) at TOW

GRAND SLAMS (1)

PLAYER (CAREER NO.) DATE / OPP

Ryan Porter (1) 3/15 (G2) at TOW

BIG RED MISCELLANEOUS BATTING

PLAYER	MULTI-HIT GAMES						MULTI-RBI GAMES						HIT STREAKS						HITS	
	2	3	4	5+	TOTAL	CAREER	2	3	4	5+	TOTAL	CAREER	5-9	10-14	15+	ACTIVE	2025 HIGH	CAREER HIGH	INFIELD	BUNT
Mason Barela	—	—	—	—	—	—	—	—	—	—	—	—	—	—	—	0	—	—	—	—
Tyler Beaulieu	—	—	—	—	—	—	—	—	—	—	—	—	—	—	—	—	—	—	—	—
Owen Carlson	3	—	—	—	3	6	—	—	—	—	—	—	1	—	—	5	5, (3/22 - Pres.)	5, 2025	1	1
Jakobi Davis	4	—	—	—	4	19	3	—	—	—	3	12	1	—	—	1	5, (3/9 - 3/22)	7, 2024-25	2	1
Ryan Dillon	—	—	—	—	—	—	—	—	—	—	—	—	—	—	—	—	—	—	—	—
Kevin Hager	4	2	—	—	6	11	2	1	1	—	4	7	1	—	—	2	5, (3/15 - 3/23)	6, 2024-25	1	—
William Jaun	1	1	—	—	2	2	1	—	—	—	1	1	—	—	—	3	3, (3/28 - Pres.)	4, 2024-25	—	—
Max Jensen	2	3	—	—	5	41	3	1	—	—	4	25	1	—	—	1	7, (3/1 - 3/15)	20, 2024-25	—	—
Luke Johnson	1	—	—	—	1	5	—	1	—	—	1	3	—	—	—	0	2, (2x), Last: (3/1)	5, 2024	1	—
Jackson Marko	—	—	—	—	—	—	—	—	—	—	—	—	—	—	—	—	—	—	—	—
Kyle Musser	1	2	—	—	3	6	2	—	—	—	2	5	—	—	—	0	2, (3/7 - 3/8)	4, (2x), Last: 2024	—	—
Ryan Porter	1	3	1	—	5	17	1	—	—	1	2	11	—	—	—	0	4, (3/15 - 3/22)	4, (2x), Last: 2025	1	—
Mark Quatrani	6	1	—	—	7	19	3	1	—	1	5	16	1	—	—	4	6, (3/8 - 3/22)	10, 2024	1	—
John Quinlan	4	1	—	—	5	32	6	2	—	—	8	15	1	1	—	1	10, (3/1 - 3/23)	10, 2025	1	1
Jayden Shin	—	—	—	—	—	—	—	—	—	—	—	—	—	—	—	—	—	—	—	—
TJ Swidorski	—	—	—	—	—	7	—	1	—	—	1	4	—	—	—	2	2, (3/1 - Pres.)	3, 2023	—	—
Beck Urofsky	—	—	—	—	—	—	—	—	—	—	—	—	—	—	—	—	—	—	—	—
Matthew Walters	—	—	—	—	—	—	—	—	—	—	—	—	—	—	—	—	—	—	—	—
Caden Wildman	4	—	—	—	4	12	2	1	—	—	3	8	2	—	—	1	5, (2x), Last: (3/15 - 3/23)	11, 2024	1	—

Bold denotes active streak

DAILY BATTING LOGS														
PLAYER	3/1 (1) at UMBC	3/1 (2) at UMBC	3/8 vs. MSU	3/9 vs. UAB	3/10 at WIN	3/15 (1) at TOW	3/15 (2) at TOW	3/16 at TOW	3/22 (1) at YALE	3/22 (2) at YALE	3/23 at YALE	3/28 vs. BRWN	3/29 (1) vs. BRWN	3/29 (2) vs. BRWN
Mason Barela						o						h		
Tyler Beaulieu														
Owen Carlson	1owk		1oo1	ke11F	oFko	owok	1okkwo	wcko	ow1wkb	oo2ko		oo1k	wd1o	Fk3eo
Jakobi Davis	okoew	w2ckk	ok1o	kkkwk	owo4	kk1k	o11wow	4o1ko	wkoow1	wokwo	okewo	kkww	kwok	11ww
Ryan Dillon														ko
Kevin Hager	koooo	c2w1w	wkwh	kho21	ok11	ooow	1k4w2c	c11w1	cweo1ok	w1ooo	c2whk	ekho	oo1F	woow1
William Jaun									ko2o	2wk11	okoo	o11k	1woo	w1oce
Max Jensen	oo1wow	14e4d	o1okk	1oooko	1o11k	kF3wo	1h4owo	woowe	2o12whk	hwdWo	kkeoo	okwko	whowo	oo4
Luke Johnson	k1eo1	k4oek	coeo	okwoo	oooo	1ow							oo	
Jackson Marko														
Kyle Musser	14kkew	kokowo	oo112	wk1wok	o	oowk	21okh1	odohd	kk					
Ryan Porter				11wo2	oooko		24o4k1	141ko	k141kk	k12oo	kkohk	2oko	kooo	
Mark Quatrani	o1o2wo	owc2e	hkkoo	k14kw	oh1hw	woo4	khk21h	11o1e	1k2hoow	ckoce	hoeo1	ko2F	4Fo2	h11oo
John Quinlan	ooedow	kce1wo	o4wbw	ooo11k	owh1k	o2ook	wkoo3o	od4ko	1okow11	oF12k	k12ww	koowk	wwwco	ho21w
Jayden Shin												k		
TJ Swidorski	e	wwk2o									ok2o			
Beck Urofsky														
Matthew Walters														
Caden Wildman	o4wkk	ww1wc	kookk		ockk	ookw	oow1o1	b1k1o	o1oow1	1cwbo	2oko	oooo	kwoo	2co1F
KEY: 1-Single, 2-Double, 3-Triple, 4-Home Run, o-Out, k-Strikeout, w-Walk, W-Int. Walk, h-Hit by Pitch, e-Reached on Error, b-Sac Bunt, F-Sac Fly, c-Fielder's Choice, d-Double Play;														
NOTE: Shading denotes started game; read left-to-right for first-to-last AB.														

BIG RED W-L RECORD BY LINEUP CARD																	
PLAYER	BATTING ORDER (STARTS)									BY POSITION (STARTS)							
	1ST	2ND	3RD	4TH	5TH	6TH	7TH	8TH	9TH	C	1B	2B	3B	SS	LF	CF	RF
Mason Barela	—	—	—	—	—	—	—	—	—	—	—	—	—	—	—	—	—
Tyler Beaulieu	—	—	—	—	—	—	—	—	—	—	—	—	—	—	—	—	—
Owen Carlson	—	—	—	—	—	—	1-0	2-5	5-2	—	—	8-7	—	—	—	—	—
Jakobi Davis	—	—	—	—	2-1	6-6	0-1	1-0	—	—	—	—	—	—	—	9-8	—
Ryan Dillon	—	—	—	—	—	—	—	—	1-0	1-0	—	—	—	—	—	—	—
Kevin Hager	—	—	—	6-3	—	0-2	3-3	—	—	—	—	—	—	9-8	—	—	—
William Jaun	—	—	—	—	1-0	—	2-2	—	—	—	3-2	—	—	—	—	—	—
Max Jensen	—	6-3	3-5	—	—	—	—	—	—	—	3-5	—	6-3	—	—	—	—
Luke Johnson	—	—	—	—	—	—	—	—	3-5	—	—	—	3-5	—	—	—	—
Jackson Marko	—	—	—	—	—	—	—	—	—	—	—	—	—	—	—	—	—
Kyle Musser	—	3-5	—	—	3-1	—	—	—	—	—	3-1	—	—	—	—	—	3-5
Ryan Porter	—	—	—	—	2-3	—	3-1	—	—	—	—	—	—	—	—	0-1	5-3
Mark Quatrani	—	—	6-3	3-5	—	—	—	—	—	8-8	—	—	—	—	—	—	1-0
John Quinlan	9-8	—	—	—	—	—	—	—	—	—	—	—	—	—	9-8	—	—
Jayden Shin	—	—	—	—	—	—	—	—	—	—	—	—	—	—	—	—	—
TJ Swidorski	—	—	—	—	—	—	—	1-0	0-1	—	—	1-1	—	—	—	—	—
Beck Urofsky	—	—	—	—	—	—	—	—	—	—	—	—	—	—	—	—	—
Matthew Walters	—	—	—	—	—	—	—	—	—	—	—	—	—	—	—	—	—
Caden Wildman	—	—	—	—	1-3	3-0	0-1	5-3	—	—	—	—	—	—	—	9-7	—

RUNS BY INNING																
	1	2	3	4	5	6	7	8	9	10	11	12	13	14	15	TOTAL
BIG RED	11	9	19	18	17	27	17	16	0	2	—	—	—	—	—	136
OPPONENTS	15	14	16	8	30	22	21	18	8	0	—	—	—	—	—	152
DIFFERENCE	-4	-5	+3	+10	-13	+5	-4	-2	-8	+2	—	—	—	—	—	-16

VICTORY MARGIN																
	1	2	3	4	5	6	7	8	9	10	11	12	13	14	15+	
BIG RED	2	—	6	—	—	—	—	—	—	—	1	—	—	—	—	
OPPONENTS	4	—	—	—	—	2	—	—	—	—	—	—	—	1	1	

BIG RED COMEBACK VICTORIES		
DATE / OPPONENT	LARGEST DEFICIT	DEFICITS
3/1 (G1) at UMBC	3	Trailed 1-0 after 1st; 3-0 after 2nd; 4-2 after 3rd
3/1 (G2) at UMBC	7	Trailed 7-0 after 1st; 7-2 after 2nd
3/22 (G2) at Yale	3	Trailed 3-0 after 1st; 3-2 after 2nd
3/28 (G2) vs. Brown	1	Trailed 9-8 in mid 5th

BIG RED MULTI-RUN INNINGS		
	TIMES	LAST TIME
2 Runs	17	3/29 (G2) vs. Brown (5th inning, 2 hits; 6th inning, 1 hit)
3 Runs	11	3/29 (G2) vs. Brown (4th inning, 4 hit)
4 Runs	0	—
5 Runs	3	3/29 (G2) vs. Brown (1st inning, 2 hits)
6 Runs	2	3/8 vs. UAB (6th inning, 3 hits)
7 Runs	1	3/15 (G2) at Towson (6th inning, 6 hits)
8 Runs	1	3/1 (G2) at UMBC (3rd inning, 4 hits)
9 Runs	0	—
10+ Runs	0	—

2025 GAME-BY-GAME BATTING STATISTICS																									
DATE	OPPONENT	W/L	SCORE	AB	R	H	RBI	2B	3B	HR	TB	BB	IBB	SB	CS	HBP	SH	SF	GDP	SO	AVG	OBP	SLG	OPS	
2/21	at Duke	W	11-8	38	11	10	10	3	1	2	21	5	0	2	0	2	1	1	0	8	.263	.370	.553	.922	
2/22	at Duke	L	2-16	31	2	6	2	1	0	0	7	5	0	1	0	2	0	0	1	12	.232	.357	.406	.763	
2/23	at Duke	L	1-18	34	1	8	1	1	0	0	9	2	0	0	0	3	0	0	1	9	.233	.350	.359	.709	
DUKE SERIES		1-2	14-42	103	14	24	13	5	1	2	37	12	0	3	0	7	1	1	2	29	.233	.350	.359	.709	
3/1	at UMBC	W	8-7	41	8	9	8	1	0	2	16	8	0	1	1	0	0	0	1	8	.229	.349	.368	.717	
3/1	at UMBC	W	16-13	36	16	11	15	4	0	3	24	11	0	1	0	0	0	0	1	8	.244	.374	.428	.802	
UMBC SERIES		2-0	24-20	77	24	20	23	5	0	5	40	19	0	2	1	0	0	0	2	16	.260	.406	.519	.926	
3/7	vs. Michigan State	L	2-3	33	2	8	2	1	0	1	12	4	0	0	1	2	1	0	0	8	.244	.372	.418	.790	
3/8	vs. UAB	L	12-13	40	12	13	12	2	0	1	18	6	0	1	0	1	0	1	0	13	.257	.379	.423	.802	
3/9	at Winthrop	L	4-10	34	4	8	4	0	0	1	11	3	0	1	0	3	0	1	0	7	.254	.375	.411	.786	
FIRST PITCH INVITE STATS		0-3	18-26	107	18	29	18	3	0	3	41	13	0	2	1	6	1	2	0	28	.271	.375	.383	.758	
3/15	at Towson	L	5-6	30	5	5	4	1	1	1	11	7	0	0	1	0	0	1	0	8	.246	.369	.407	.776	
3/15	at Towson	W	18-7	43	18	20	15	4	1	4	38	7	0	3	0	4	0	0	0	8	.272	.394	.464	.858	
3/16	at Towson	W	8-5	38	8	14	8	0	0	3	23	4	0	1	0	1	1	0	2	5	.281	.398	.477	.876	
TOWSON SERIES		2-1	31-18	111	31	39	27	5	2	8	72	18	0	4	1	5	1	1	2	21	.351	.459	.649	1.108	
3/22	at Yale	W	13-12	46	13	17	10	4	0	1	24	9	0	5	1	2	1	0	0	12	.291	.408	.482	.890	
3/22	at Yale	W	7-4	35	7	10	7	4	0	0	14	7	1	1	0	1	1	1	1	6	.290	.408	.476	.884	
3/23	at Yale	L	3-9	35	3	6	2	4	0	0	10	4	0	1	0	3	0	0	0	11	.282	.402	.463	.865	
YALE SERIES		2-1	23-25	116	23	33	19	12	0	1	48	20	1	7	1	6	2	1	1	29	.284	.413	.414	.826	
3/29	BROWN	L	4-5	32	4	5	3	2	0	0	7	4	0	0	0	1	0	1	0	11	.275	.394	.449	.842	
3/29	BROWN	W	9-6	26	9	5	8	1	0	1	9	9	0	5	0	1	0	2	1	4	.271	.394	.444	.838	
3/30	BROWN	W	13-10	31	13	12	13	2	1	1	19	6	0	2	0	3	0	2	0	3	.277	.400	.453	.852	
BROWN SERIES		2-1	26-21	89	26	22	24	5	1	2	35	19	0	7	0	5	0	5	1	18	.247	.390	.393	.783	
4/4	at Columbia																								
4/4	at Columbia																								
4/5	at Columbia																								
COLUMBIA SERIES																									
4/8	at Bucknell																								
4/12	PENN																								
4/12	PENN																								
4/13	PENN																								
PENN SERIES																									
4/15	at Binghamton																								
4/19	at Harvard																								
4/19	at Harvard																								
4/20	at Harvard																								
HARVARD SERIES																									
4/26	at Dartmouth																								
4/26	at Dartmouth																								
4/27	at Dartmouth																								
DARTMOUTH SERIES																									
4/29	at Binghamton																								
SEASON VS. BINGHAMTON																									
5/3	PRINCETON																								
5/3	PRINCETON																								
5/4	PRINCETON																								
PRINCETON SERIES																									
SEASON TOTALS				603	136	167	124	35	4	21	273	101	1	25	4	29	5	10	8	141	.277	.400	.453	.852	



2025 TEAM STATISTICS (as of 4/3/25)

	STAT	NCAA	IVY
BASE ON BALLS	101	258th	2nd
BATTING AVERAGE	.277	146th	2nd
DOUBLE PLAYS	11	276th	6th
DOUBLE PLAYS / GAME	0.65	156th	5th
DOUBLES	35	267th	4th
DOUBLES / GAME	2.06	71st	3rd
EARNED RUN AVERAGE	8.69	270th	6th
FIELDING PERCENTAGE	.976	48th	1st
HIT BATTERS	33	205th	6th
HIT BY PITCH	29	246th	4th
HITS	167	293rd	5th
HITS ALLOWED / 9 INN.	8.94	86th	2nd
HOME RUNS	21	203rd	3rd
HOME RUNS / GAME	1.24	86th	2nd
ON-BASE PERCENTAGE	.400	100th	1st
RUNS	136	268th	4th
SACRIFICE BUNTS	5	250th	4th
SACRIFICE FLIES	10	173rd	3rd
SCORING	8.0	69th	2nd
SHUTOUTS	—	—	—
SLUGGING PCT.	.453	117th	2nd
STOLEN BASES	25	219th	3rd
STOLEN BASES / GAME	1.47	108th	2nd
SO/BB RATIO	0.81	292nd	8th
STRIKEOUTS / 9 INN.	6.5	285th	8th
TRIPLE PLAYS	—	—	—
TRIPLES	4	196th	5th
TRIPLES / GAME	0.24	117th	5th
WHIP	1.88	249th	4th
WIN PERCENTAGE	.529	128th	2nd
WALKS / 9 INN.	8.01	293rd	8th

2025 INDIVIDUAL LEADERS (as of 4/3/25)

	STAT	NCAA	IVY
BASE ON BALLS PER GAME			
Jakobi Davis	1.12	12th	1st
John Quinlan	0.94	65th	2nd
BATTING AVERAGE			
Ryan Porter	.364	219th	2nd
EARNED RUN AVERAGE			
Carson Mayfield	3.69	189th	4th
HIT BATTERS			
Carson Mayfield	10	22nd	1st
HIT BY PITCH PER GAME			
Mark Quatrani	0.47	39th	3rd
Kevin Hager	0.41	84th	4th
HITS ALLOWED PER NINE INNINGS			
Carson Mayfield	4.83	7th	1st
ON-BASE PERCENTAGE			
Kevin Hager	.506	76th	1st
SACRIFICE BUNTS PER GAME			
Caden Wildman	0.19	56th	3rd
SACRIFICE FLIES			
Owen Carlson	3	106th	1st
SAVES			
William Jaun	2	146th	2nd
Chris Ellison	1	330th	5th
John Hegarty	1	330th	5th
Sam Keene	1	330th	5th
SLUGGING PERCENTAGE			
Ryan Porter	.727	69th	2nd
WHIP			
Carson Mayfield	0.88	17th	1st

IVY LEAGUE PRESEASON POLL

► The Ivy League preseason poll was announced Feb. 18 with Columbia pitted as the unanimous favorite following a vote of two representatives from each of the eight Ivy League programs (16 total voters).

► Penn was picked to finish second, serving as the lone other Ancient Eight program to receive over 100 points. Cornell was tabbed third while Princeton was selected to finish fourth, rounding out the projected second annual Ivy League Tournament, which will be held at the No. 1 seed. Rounding out the poll was Yale (69 points), Harvard (59 points), Dartmouth (30 points), and Brown (21 points).

► Cornell's third-place projection is the program's highest preseason ranking in the annual Ivy League's preseason poll since its inception in 2018.

QUATRANI HONORED BY DIBASEBALL

► Sophomore catcher **MARK QUATRANI** was honored by D1Baseball.com with preseason honors, being selected as one of the top 50 catchers in Division I baseball on Jan. 28.

► Quatrani, fresh off being named the Ivy League's Rookie of the Year last year, came in ranked at No. 39 on the list after posting a .362 batting average in his first year with the Big Red. Paired with his batting average, Quatrani registered a 1.206 OPS (.492 on-base percentage and .714 slugging percentage) after blasting 11 home runs and driving in 43 runs, both figures serving as team-highs.

► Among the 50 players named to the preseason list, Quatrani was the lone representative from the Ivy League and one of 12 sophomores honored, three of which were redshirt sophomores. Quatrani was one of 18 non-Power Four catchers named to the list

► Of the 49 players that played college baseball last season, Quatrani had the highest OPS (1.206) of any player named to the list, with his figure being 31 points higher than Virginia's Jacob FERENCE (1.175). Quatrani also had the third-highest batting average of those named, trailing Bowling Green sophomore Garrett Wright (.380) and Oklahoma junior Easton Carmichael (.366).

STARTING OFF STRONG

► Sophomore catcher **MARK QUATRANI** had one of the highest batting averages by a freshman in Cornell program history last season.

► Since freshmen were first eligible to play for the Big Red beginning with the 1976 season, Quatrani became one of five players to have at least a .360 batting average in their first year with Cornell, joining **BRIAN BILLIGEN** (.404 in 2009), **TERRY BIRNER** (.379 in 1982), former Big Red infielder and head coach **BILL WALKENBACH** (.363 in 1995), and infielder **ANDREW LURIA** (.363 in 1999).

ALL-IVY AWARDS

► Last season, current seniors **MAX JENSEN** and **JOHN QUINLAN** were unanimously voted First Team All-Ivy last season, while current sophomore catcher **MARK QUATRANI** was also voted a first-team selection along with being tabbed the conference's Rookie of the Year.

► Quatrani's Rookie of the Year award signified just the third time in program history that a Cornell player was honored with been tabbed the conference's top newcomer. Only infielder **BILL WALKENBACH** (1995) and pitcher **KELLON URBON** (2012) were the previous Big Red players to receive the honor.

► The trio of First Team All-Ivy selections signified the fifth time (1969, 1971, 1977, 1982, 2024) Cornell has had at least three first-team all-league players since 1960. **MIKE BRANCA** (first base), **MARLIN MCPHAIL** (second base), **JOHN DEMAYO** (outfield), and **GREG MYERS** (pitcher) all received First Team All-EIBL honors in 1982, the last time Cornell had three first-team selections.

IVY PRESEASON POLL

2025 IVY LEAGUE PRESEASON POLL
Two Votes Per Program

SCHOOL (First-Place Votes)	POINTS
1. Columbia (16)	128
2. Penn	101
► 3. Cornell	88
4. Princeton	80
5. Yale	69
6. Harvard	59
7. Dartmouth	30
8. Brown	21

NCAA LEADERS

D1BASEBALL.COM TOP 50 CATCHERS
List of Non-Power Four Catchers

RK	PLAYER	SCHOOL	YEAR
2.	Caden Bodine	Coastal Carolina	Jr.
4.	Grant Jay	Dallas Baptist	Jr.
6.	Ike Irish	Troy	Jr.
11.	Jose Torres	Louisiana	Sr.
13.	Owen Carapellotti	Georgetown	Sr.
14.	Boston Smith	Wright State	Sr.
25.	Mac Moise	FGCU	R-Sr.
26.	Garrett Wright	Bowling Green	So.
27.	Frankie Ferrentino	Merrimack	Jr.
31.	Jackson Bessette	Ill.-Chicago	Jr.
34.	Zak Skinner	Lamar	Sr.
35.	Emi Gonzalez	UC San Diego	R-Sr.
► 39.	Mark Quatrani	Cornell	So.
41.	Ethan Swidler	Lafayette	Jr.
43.	Andy Schuldt	Campbell	R-So.
48.	Parker Airhart	UT Arlington	Sr.
49.	Cole Campbell	NJIT	R-So.
50.	Tyler Howard	Portland	Jr.

CORNELL RECORD BOOK

TRIO OF FIRST TEAM ALL-LEAGUE HONOREES
Program History (Since 1960)

PLAYERS	YEAR
Ed Cott (C), Chris Ritter (OF), Pete Watzka (3B), Bob Witkoski (SS)	1969
Tom Boettcher (3B), Pete Watzka (OF), Bob Witkoski (2B)	1971
Gary Gronowski (P), Dave Johnson (OF), Ken Veenema (2B)	1977
Mike Branca (1B), John DeMayo (OF), Marlin McPhail (2B), Greg Myers (P)	1982
► Max Jensen (1B), Mark Quatrani (C), John Quinlan (OF)	2024

BIG RED TRENDS			
CATEGORY	2025	UNDER PEPICELLI	STREAK
Overall	9-8	110-174-1	Won 2
Ivy League Games	4-2	61-90	Won 2
Non-Conference Games	5-6	49-85-1	Won 2
vs. Power 4 Opponent	1-3	4-26	Lost 3
vs. Non-Power 4 Opponent	4-3	45-59-1	Won 2
Home Games	2-1	36-50-1	Won 2
Away Games	7-5	67-115	Lost 1
Neutral Site Games	0-2	7-10	Lost 4
Day Games <i>(before 5 p.m.)</i>	9-8	105-167-1	Won 2
Night Games <i>(5 p.m. or later)</i>	0-0	5-8	Lost 1
February	1-2	2-21	Lost 2
March	8-6	43-66	Won 2
April	0-0	51-74-1	Lost 4
May	0-0	14-14	Lost 2
Cornell Scores 0-2 Runs	0-3	7-76	Lost 21
Cornell Scores 3-5 Runs	0-4	24-65-1	Lost 6
Cornell Scores 6-9 Runs	4-0	41-30	Won 4
Cornell Scores 10+ Runs	5-1	38-4	Won 3
Cornell Allows 0-2 Runs	0-0	35-8	Won 6
Cornell Allows 3-5 Runs	2-3	40-38-1	Lost 2
Cornell Allows 6-9 Runs	4-1	29-66	Won 2
Cornell Allows 10+ Runs	3-4	6-63	Won 2
Leading after Six Innings	8-2	83-15	Won 2
Trailing after Six Innings	0-4	21-146	Lost 4
Tied after Six Innings	1-2	6-14-1	Lost 2
Leading after Seven Innings	7-0	75-8	Won 7
Trailing after Seven Innings	0-7	15-139	Lost 14
Tied after Seven Innings	0-1	7-9-1	Lost 1
Leading after Eight Innings	5-0	78-4	Won 7
Trailing after Eight Innings	0-6	7-142	Lost 13
Tied after Eight Innings	1-2	9-10-1	Lost 2
Big Red With No Home Runs	1-4	37-110	Lost 2
Big Red Hit a Home Run	8-4	73-65-1	Won 5
Hits One Home Run	3-4	41-54-1	Won 3
Hits Multiple Home Runs	5-0	31-11	Won 5
Big Red Has No Errors	3-4	40-47	Lost 1
Big Red Has an Error	6-4	70-128-1	Won 2
Commits One Error	5-0	42-47-1	Won 8
Commits Multiple Errors	1-4	28-81	Won 1
Out-hit Opponent	7-3	86-27	Won 1
Out-hit by Opponent	2-5	18-139-1	Won 1
Hits Equal	0-0	6-9	Won 1
Big Red Scores First	6-1	68-54-1	Won 5
Opponent Scores First	3-7	42-121	Lost 2
Extra-Inning Games	2-0	9-11-1	Won 2
One-Run Games	2-4	28-39	Lost 1
Two-Run Games	0-0	20-23	Lost 1
Five-Plus-Run Games	1-4	31-80	Lost 1
Shutouts	0-0	6-20	Lost 5

DIGGING THE LONG BALL

- Cornell hit 52 home runs last season, marking the most by the Big Red in a single season in the program's 153-year history, besting the previous mark of 38 set during the 2009 season.
- Sophomore catcher **MARK QUATRANI** led the Big Red in home runs last season with 11, tying **ERIC KIRBY** (1995) and **ERIK RICO** (2002) for the second-most blasts in a season. The 11 home runs by a freshman broke a 29-year record held by former infielder **BILL WALKENBACH** — who later became the Big Red's head coach from 2009-15 — after he hit six home runs in 1996.
- Quatrani is two home runs shy of matching Kirby, **RAUL GOMEZ** (1998-01), and **ANDREW LURIA** (1999-02) for the ninth-most home runs in program history. **CHRIS CRUZ** assumes the program record for home runs (25 from 2011-14).
- Cornell currently ranks 86th nationally in home runs per game (1.24), which ranks second in the Ivy League, trailing Columbia (1.30) by six points. The Big Red is one of three Ancient Eight programs (Penn — 1.14) that is averaging at least one round-tripper per game this season.

WHEN IT RUNS, IT POURS

- Cornell has scored 137 runs across its 17 games so far this season, computing to an 8.06 runs per game average, which ranks 69th nationally entering this weekend's slate.
- The Big Red's 8.06 runs per game average is currently its highest clip in a single season since 1895, when Cornell scored 140 runs in 17 games (8.24 runs per game). Should Cornell continue its pace of scoring eight runs per game, it would be the fifth time in program history it has averaged than many runs per game, joining the teams from 1886 (13.13 runs per game in 15 games), 1891 (9.28 runs per game in 25 games), 1894 (8.89 runs per game in 19 games), and 1895 (8.24 runs per game in 17 games).
- Last year, Cornell displayed a knack for scoring runs in bundles, as 225 of its 270 runs came in multi-run innings (83.3 percent of its run production). The Big Red had 66 multi-run innings in 2024 and had registered at least one inning with two-plus runs in 33 of its 38 games played (86.8 percent).
- This year, 109 of Cornell's 136 runs have come during multi-run innings, computing to 80.1 percent of its scoring production. Including last year's scoring production, 82.3 percent of its runs (334 of 406) have come in multi-run frames.
- Since the beginning of the 2022 season, Cornell has had at least one multi-run inning in 100 of its 123 games (81.3 percent). The Big Red has had a multi-run inning in 20 of its last 22 contests, dating back to last season, with the lone contests in which it did not register a multi-run inning coming against No. 17-ranked Duke (Feb. 23) and last Friday against Michigan State (March 7).

RAREFIED COMPANY

- Senior outfielder **JOHN QUINLAN** and senior infielder **MAX JENSEN** were two of Cornell's most reliable hitters in Ivy League play last season.
- Quinlan mustered 42 hits in conference games, assuming Cornell's program record for hits in conference play in a single season. He also became just the second player in EIBL / Ivy League history with 40-plus hits in conference games in a season, joining Dartmouth's Tyler Cox, who had 45 hits in Ancient Eight play in 2022.
- Jensen also excelled against Ivy League opposition last season, amassing 37 base knocks to place him in a five-way tie for the sixth-most hits in conference play in EIBL / Ivy League history.
- The Cornell duo became the first pair of teammates in the history of the EIBL and Ivy League to record at least 37 hits within the same season.
- Quinlan (54) and Jensen (51) also became the third set of Big Red teammates with 50-plus hits in a season, joining **KEN VEENEMA** (56) and **DAVE JOHNSON** (50) in 1977 and **BRIAN BILLIGEN** (57) and **FRANK HAGER** (52) in 2012.

CORNELL RECORD BOOK

MOST HOME RUNS IN SINGLE SEASON

Cornell Program History

RK	SEASON	HRs
► 1.	2024	52
2.	2009	38
3.	1999	35
4.	2001	34
5.	2022	33
6.	1995	30
	2010	30
	2023	30

CORNELL RECORD BOOK

MOST RUNS PER GAME IN A SEASON

Cornell Program History (Min. 15 GP)

SEASON	GP	RUNS	RPG
1886	15	197	13.13
1891	25	232	9.28
1894	19	169	8.89
1895	17	140	8.24
► 2025	17	137	8.06
1890	17	129	7.59
1901	24	180	7.50
1900	33	246	7.45
1893	19	141	7.42
2024	38	270	7.11

IVY LEAGUE LEADERS

MOST HITS IN CONFERENCE PLAY

EIBL / Ivy League History

PLAYER	SCHOOL	YEAR	HITS
Tyler Cox	Dartmouth	2022	45
► John Quinlan	Cornell	2024	42
Matt Kutler	Brown	2005	39
Tom Grandieri	Penn	2010	38
Peter Matt	Penn	2019	38
Dan Thompson	Yale	1995	37
Joe Lomuscio	Brown	2019	37
Joe Engel	Columbia	2019	37
Jake Suddleson	Harvard	2019	37
► Max Jensen	Cornell	2024	37

IVY WEEKLY HONORS

DATE	AWARD	PLAYER (SCHOOL)
Feb. 24	Player	Kevin Hager (Cornell)
	Pitcher	Carson Mayfield (Cornell)
	Rookie	Sebastian Haggard (Penn)
March 3	Player	Max Jensen (Cornell)
	Pitcher	Sean Episcopo (Princeton)
	Rookie	Jack Ohman (Yale)
March 10	Player	Alec Atkinson (Yale)
	Pitcher	Carson Mayfield (Cornell)
	Rookie	Jack Ohman (Yale)
March 17	Player	Ryan Porter (Cornell)
	Pitcher	Sean Episcopo (Princeton)
	Rookie	Jack Dauer (Yale)
March 24	Player	Cole Fellows (Columbia)
	Pitcher	Jack Ohman (Yale)
	Rookie	Christian Butera (Brown)
March 31	Player	Ethan Brown (Dartmouth)
	Pitcher	Jack Ohman (Yale)
	Rookie	Jack Dauer (Yale)

STANDINGS AND SCHEDULES

as of 4/3/25					IVY LEAGUE					OVERALL				
OPPONENT	W-L	PCT	GB	STREAK	W-L	PCT	STREAK	HOME	AWAY	NEUTRAL	RPI			
Columbia	5-1	.833	—	W1	10-13	.435	L1	4-0	6-13	0-0	190			
Cornell	4-2	.667	1.0	W2	9-8	.529	W2	2-1	7-5	0-2	119			
Penn	4-2	.667	1.0	W2	10-12	.455	W3	4-3	6-9	0-0	215			
Princeton	4-2	.667	1.0	L1	7-18	.280	L2	4-2	3-14	0-2	280			
Yale	3-3	.500	2.0	W2	15-8	.652	L1	9-3	6-5	0-0	168			
Dartmouth	2-4	.333	3.0	L1	3-14	.176	W1	3-1	0-13	0-0	284			
Brown	1-5	.167	4.0	L2	5-16	.238	W1	2-0	3-16	0-0	277			
Harvard	1-5	.167	4.0	L2	3-18	.143	W1	1-0	1-12	1-6	265			
LAST WEEK'S RESULTS														
Tuesday, March 25					Friday, March 28					Saturday, March 29				
Brown 7, Stonehill 4 (10 inn.)					Brown 5, Cornell 4					Cornell 9-13, Brown 6-10				
Harvard 14, Holy Cross 13					Dartmouth 8-5, Penn 7-2					Columbia 10-2, Princeton 2-3				
Saint Joseph's 14, Penn 10 (8 inn.)					Harvard 6, Yale 3					Penn 5, Dartmouth 1				
										Yale 17-9, Harvard 1-2				
Wednesday, March 26										Sunday, March 30				
Columbia 19, Manhattan 4										Columbia 9, Princeton 2				
Marist 10, Yale 0 (8 inn.)														
Rutgers 8, Princeton 1														
THIS WEEK'S RESULTS														
Tuesday, April 1					Friday, April 4					Saturday, April 5				
Brown 10, Bryant 6					All games are scheduled doubleheaders					Sunday, April 6				
Dartmouth 11, UMass Lowell 5					Cornell at Columbia, 11:30 a.m.					Cornell at Columbia, 12:00				
Fairfield 15, Yale 11					Yale at Brown, 11:30 a.m.					Yale at Brown, 12:00				
Harvard 13, UMass 5										Harvard at Dartmouth, 12:00				
Penn 16, Lafayette 11										Princeton at Penn, 12:00				
Wednesday, April 2					Saturday, April 5									
Hofstra 4, Columbia 3					All games are scheduled doubleheaders									
Seton Hall 13, Princeton 3					Harvard at Dartmouth, 11:30 a.m.									
					Princeton at Penn, 11:30 a.m.									

ONE LAST GO-AROUND

► A staple of the Big Red baseball program since 1991, Cornell baseball associate head coach **TOM FORD** announced Dec. 19 that the 2025 season — his 35th with Cornell baseball — will serve as his final year on the Big Red coaching staff.

► "It has been a privilege to work with the Cornell baseball program for as long as I have. The experience has been rewarding for so many reasons. Having said that, I will be retiring after the spring season," Ford said. "For years, my family has been so supportive and have always planned their schedule around mine. It is time for me to plan my schedule around them.

► "It has been an honor to coach a group of such outstanding young men. I want to express my sincere appreciation to the players. I can't put into words how much they have meant to me. There are so many great memories and relationships built that I will never forget. I hope they got as much out of this program as I did. I also want to thank the alums and donors who keep this program alive. Your loyalty is remarkable and helps a great deal. Please realize that the program is in great hands with Coach Pepicelli, and only great things are yet to come. I've been very fortunate to work with a group of outstanding coaches whose guidance and friendship are much appreciated. Also, thank you to all the support staff who have assisted with the program.

► Across Ford's 34 years on Cornell's coaching staff, he has coached 128 All-Ivy honorees, including 30 first-team and 44 second-team selections. He has also been on staff for all three Ivy League Rookies of the Year, including last year's winner **MARK QUATRANI**.

► "Tom has been a tremendous representative of our program," stated **DAN PEPICELLI**, who is entering his 10th season as the Ted Thoren Head Coach of Cornell Baseball. "Nobody has been more committed than Coach Ford to developing our guys into better players and men. He has been an absolute rock of stability and wisdom in our program. I have relied on him for so much guidance and valued our relationship. We will miss him after this season."

ARE CORNELL STUDENT-ATHLETES ON SCHOLARSHIP?

► The quick and easy answer: No. Every Cornell student-athlete is awarded need-based financial aid, just like every other student at the University — with the package including student loans and grants.

► The original Ivy League agreement, established in 1954, was to improve and foster intercollegiate athletics while emphasizing such competition in harmony with the institutions' educational purposes.

► The Ivy League is nationally recognized for its success — absent of athletic scholarships — while rigorously maintaining its self-imposed high academic standards.

► Given the current national pressures on intercollegiate success and the ever-changing landscape of collegiate athletics, the Ivy League has demonstrated a rare willingness and ability to abide by these rules and still compete successfully in Division I athletics.

SERIES HISTORY



SERIES HISTORY

CORNELL LEADS, 133-121

Ithaca, N.Y. (Booth Field):	79-54 (0-3)
New York, N.Y. (Satow Stadium):	53-67 (46-57)
Neutral Sites:	1-0
Under Dan Pepicelli:	9-14

SCORING RECORDS

CORNELL	COLUMBIA
Ithaca: 22	Ithaca: 14, (3x)
COR, 22-5 (4/15/1967)	Last: COL, 14-2 (4/27/2024)
New York: 18	New York: 27
COL, 21-18 (4/27/1997)	COL, 27-3 (4/29/1932)
Neutral Site: 4	Neutral Site: 0
COR, 4-0 (5/17/1977)	COR, 4-0 (5/17/1977)

GAME-BY-GAME (LAST 55 GAMES)

DATE	SITE	SCORE
4/19/2008	Ithaca, N.Y.	L, 2-7 (7 inn.)
4/19/2008	Ithaca, N.Y.	L, 6-8
4/20/2008	Ithaca, N.Y.	W, 11-7 (7 inn.)
4/20/2008	Ithaca, N.Y.	L, 2-6
4/18/2009	New York, N.Y.	W, 8-4 (7 inn.)
4/18/2009	New York, N.Y.	L, 2-4
4/19/2009	New York, N.Y.	W, 3-2 (8 inn.)
4/19/2009	New York, N.Y.	W, 9-7
4/24/2010	Ithaca, N.Y.	W, 1-0 (7 inn.)
4/24/2010	Ithaca, N.Y.	L, 2-3
4/25/2010	Ithaca, N.Y.	L, 1-4 (7 inn.)
4/25/2010	Ithaca, N.Y.	W, 7-0 (6 inn.)
4/16/2011	New York, N.Y.	L, 1-2 (7 inn.)
4/16/2011	New York, N.Y.	L, 2-12 (7 inn.)
4/17/2011	New York, N.Y.	L, 0-6 (7 inn.)
4/17/2011	New York, N.Y.	W, 7-1
4/14/2012	Ithaca, N.Y.	W, 2-1 (8 inn.)
4/14/2012	Ithaca, N.Y.	W, 3-0
4/15/2012	Ithaca, N.Y.	W, 5-4 (7 inn.)
4/15/2012	Ithaca, N.Y.	L, 1-5
4/13/2013	New York, N.Y.	L, 1-8 (7 inn.)
4/13/2013	New York, N.Y.	L, 0-5
4/14/2013	New York, N.Y.	W, 5-4 (10 inn.)
4/14/2013	New York, N.Y.	L, 2-5
4/19/2014	Ithaca, N.Y.	L, 0-1 (7 inn.)
4/19/2014	Ithaca, N.Y.	L, 0-8
4/20/2014	Ithaca, N.Y.	L, 0-2 (7 inn.)
4/20/2014	Ithaca, N.Y.	L, 4-8
4/18/2015	New York, N.Y.	L, 3-4 (7 inn.)
4/18/2015	New York, N.Y.	L, 8-9
4/19/2015	New York, N.Y.	L, 2-10 (7 inn.)
4/19/2015	New York, N.Y.	L, 5-20
4/16/2016	Ithaca, N.Y.	W, 9-3 (7 inn.)
4/16/2016	Ithaca, N.Y.	L, 4-14
4/17/2016	Ithaca, N.Y.	W, 7-4 (7 inn.)
4/17/2016	Ithaca, N.Y.	W, 4-3
4/15/2017	New York, N.Y.	W, 8-7 (7 inn.)
4/15/2017	New York, N.Y.	W, 12-6
4/16/2017	New York, N.Y.	W, 9-5 (7 inn.)
4/16/2017	New York, N.Y.	L, 7-8
5/12/2018	Ithaca, N.Y.	W, 14-2
5/12/2018	Ithaca, N.Y.	L, 2-3
5/13/2018	Ithaca, N.Y.	L, 2-3
3/23/2019	New York, N.Y.	L, 0-3
3/24/2019	New York, N.Y.	W, 4-3
3/24/2019	New York, N.Y.	L, 8-13
4/30/2022	Ithaca, N.Y.	L, 3-7
4/30/2022	Ithaca, N.Y.	L, 2-5
5/1/2022	Ithaca, N.Y.	L, 5-11
4/1/2023	New York, N.Y.	L, 7-12
4/2/2023	New York, N.Y.	L, 1-15
4/2/2023	New York, N.Y.	W, 13-8
4/27/2024	Ithaca, N.Y.	L, 11-14
4/27/2024	Ithaca, N.Y.	L, 2-14
4/28/2024	Ithaca, N.Y.	L, 0-13

SCOUTING COLUMBIA

- Columbia enters this weekend with a 10-13 overall record and 5-1 mark in Ivy League play. The Lions fell to Hofstra, 4-3, in a midweek contest on Wednesday in Hempstead, N.Y. Despite the most recent loss, Columbia has won six of its last eight games, which includes sweeping Brown and defeating Manhattan, 19-4, in a midweek contest on March 26.
- Last weekend, the Lions posted a road series victory against Princeton, where it split a Saturday doubleheader with a 10-2 win and a 3-2 setback, before prevailing in the rubber match, 9-2.
- Sam Miller leads the Lions offense with his .343 average and a .943 OPS (.374 on-base percentage and .569 slugging percentage). Anton Lazits has hit a team-leading eight home runs for the Lions.
- Jagger Edwards leads all Columbia pitchers with his 5.86 ERA (18 ER in 27.2 IP) while holding opponents to a .282 batting average. Joe Sheets (1-2, 8.75 ERA) has started all six of his appearances, while Thomas Santana (3-2, 6.56 ERA) has made five starts in his six outings. Santana has held opponents to bat just .241 off him on the season.

LAST SEASON AGAINST COLUMBIA

- Columbia swept last year's three-game series from Cornell at Booth Field, where the Lions outscored the Big Red by a 41-13 clip, which included the Lions mashing 12 home runs on the weekend.
- The opening game of the series saw Columbia outlast Cornell, 14-11, before cruising in the latter two games by 14-2 and 13-0 scores.

140 YEARS, 229 MILES, 254 MEETINGS

- Cornell leads the all-time series against Columbia, 133-121, despite losing nine of the last 10 meeting against the Lions.
- Over its last three trips to New York City to play Columbia, the Big Red has won at least one game in each series. Dating back to 1993, the first official year of Ivy League play, Cornell has won at least one game in 14 of the last 15 series held at Robertson Field at Satow Stadium. The last time the Big Red was swept in a regular-season series on the Lions' home turf was in 2015, when Columbia swept the four-game series.
- The Big Red is aiming to secure its first season series victory against the Lions since going 3-1 during the 2017 season, the last year of the Ivy League's two-division format.

CORNELL VS. COLUMBIA

PLAYER	GP	GS	AB	R	H	2B	3B	HR	RBI	BB	HBP	SO	SF	SH	SB	AVG	OBP	SLG	
Max Jensen	9	9	36	8	13	4	0	2	9	2	2	3	0	0	0	.361	.425	.639	
John Quinlan	7	6	32	6	9	3	0	0	1	0	0	7	0	0	1	.281	.281	.375	
Luke Johnson	1	1	4	1	1	0	0	0	0	0	0	1	0	0	0	.250	.250	.250	
Ryan Porter	7	6	23	2	5	1	0	1	3	1	1	7	1	0	0	.217	.269	.391	
Kevin Hager	2	2	6	0	1	0	0	0	0	0	0	3	0	0	0	.167	.167	.167	
Jakobi Davis	6	5	14	0	2	0	0	0	0	4	1	5	0	0	0	.143	.368	.143	
Mark Quatrani	3	3	10	1	1	0	0	1	1	1	1	1	0	0	0	.100	.250	.400	
Caden Wildman	5	3	12	1	1	0	0	0	0	0	0	6	0	0	0	.083	.083	.083	
Kyle Musser	4	0	4	1	0	0	0	0	0	1	1	1	0	0	0	.000	.333	.000	
TJ Swidorski	2	2	7	1	0	0	0	0	0	1	1	3	0	0	0	.000	.222	.000	
TOTALS	46	37	148	21	33	8	0	4	14	10	7	37	1	0	1	.223	.301	.358	
PLAYER	W-L	ERA	APP	GS	CG	SHO	SV	IP	H	R	ER	BB	SO	AVG	WP	HP	BK	SF	SH
Josh Shea	0-0	0.00	2	0	0	0	0	1.0	0	0	0	1	1	.000	0	0	0	0	0
Carson Mayfield	1-0	5.40	1	0	0	0	0	5.0	2	3	3	2	3	.111	0	0	0	0	0
Ryan Porter	0-0	7.50	3	0	0	0	0	6.0	11	6	5	3	4	.407	2	3	0	0	0
Noah Keller	0-2	7.88	2	2	0	0	0	8.0	12	10	7	6	9	.333	1	2	0	0	1
Beck Urofsky	0-0	8.10	2	0	0	0	0	3.1	4	4	3	3	4	.267	1	1	0	0	0
Nathaniel Jennewein	0-0	12.00	1	0	0	0	0	3.0	6	4	4	2	4	.400	1	0	0	1	0
Chris Ellison	0-1	12.71	2	1	0	0	0	5.2	9	8	8	3	6	.333	0	1	0	0	0
Ethan Hamill	0-2	13.50	2	2	0	0	0	8.2	15	14	13	5	3	.405	1	3	0	2	1
Huxley Holcombe	0-0	13.50	1	0	0	0	0	3.1	7	5	5	1	4	.412	1	0	0	0	0
William Jaun	0-1	15.00	1	1	0	0	0	3.0	6	6	5	2	5	.400	1	1	0	0	0
John Gerfen	0-0	20.25	2	0	0	0	0	1.1	1	3	3	2	2	.167	2	0	0	0	0
TOTALS	1-6	10.43	19	6	0	0	0	48.1	73	63	56	30	45	.336	10	11	0	3	2

BOOTH FIELD



► After spending over 100-plus years at Hoy Field, Cornell's legendary, and storied, on-campus field, the Cornell baseball team officially moved to Booth Field, the program's brand-new, \$17.5 million off-campus facility on Friday, April 21, 2023.

► Booth Field is named in honor of former Cornell pitcher **RICH BOOTH** '82, who has shown "extraordinary leadership and generosity — much of its anonymous — over the last four decades."

► The facility features many state-of-the-art amenities for the Cornell baseball team, including a 1500-square foot team room and lounge, 1500-square foot locker room, and a 7000-square foot indoor area for batting cages and pitching mounds. A nutrition station, Hall of Fame area, and a coaches room is included at the facility, which was completed this past summer.

YEAR-BY-YEAR RESULTS

SEASON	RECORD	W%	RF	RA	+/-
2023	1-5	.167	31	48	-17
2024	7-5	.583	86	92	-6
2025	2-1	.667	26	21	+5
TOTALS	10-11	.444	143	161	-18

BOOTH FIELD FIRSTS (ALL INSTANCES OCCURRED ON 4/21/23 UNLESS DENOTED)

GAME: Friday, April 21, 2023 (Princeton 11, Cornell 8)
CORNELL WIN: April 28, 2023 (Game 2)
 Cornell 11, Penn 9
ATTENDANCE: 397
TIME OF GAME | TEMPERATURE: 2:21 | 84°F
FIRST PITCH: 3:33 p.m. by Spencer Edwards, Cornell; fastball, ball
BATTER: Matt Scannell, Princeton (homered)
PLATE UMPIRE: Mike Lum
HIT: Home run by Matt Scannell, 1st inning, none on
RUN: Matt Scannell, Princeton (homered)
SINGLE: Brendan Cumming, Princeton, 1st inning
DOUBLE: Max Jensen, Cornell, 1st inning
TRIPLE: Jakobi Davis, Cornell, 2nd inning
FIRST RBI: Matt Scannell, Princeton, 1st inning (homered)
HOME RUN: Matt Scannell, Princeton, (1st inning off Spencer Edwards)

CORNELL HOME RUN: Sam Kaplan (two-run), 5th inning, off Jackson Emus
TWO-RUN HOME RUN: Kyle Vinci, Princeton, (4th inning off Spencer Edwards)
CORNELL TWO-RUN HOME RUN: Sam Kaplan, 5th inning, off Jackson Emus
THREE-RUN HOME RUN: Kyle Vinci, Princeton, (7th inning off Carson Mayfield)
CORNELL THREE-RUN HOME RUN: Joe Hollerbach, (4/28/23, 3rd inning, off Cole Zaffiro)
GRAND SLAM: Kyle Vinci, Princeton, 4/8/23, (7th inning off Von Baker)
CORNELL GRAND SLAM: Nathan Waugh, 3/30/24, (2nd inning, off Marco Dumsky)
PINCH-HIT HOME RUN: Never happened
INSIDE-THE-PARK HOME RUN: Never happened
WINNING PITCHER: Jackson Emus, Princeton (starter)
LOSING PITCHER: Spencer Edwards, Cornell (starter)
SAVE: Jacob Faulkner, Princeton

PUTOUT: Matt Barnhorst, Cornell (first out of 6-4-3 DP)
ASSIST: Ryan Porter, Cornell (GIDP to shortstop)
ERROR: Noah Granet, Princeton, fielding
CG SHUTOUT: Tom Chmielewski, Princeton, 4/8/23
9-INNING CG SHO: Has not happened
WALK: Cornell's John Quinlan by Princeton's Jackson Emus, 1st inning
STRIKEOUT: Princeton's Kyle Vinci by Cornell's Spencer Edwards, 1st inning
STOLEN BASE: Scott Bandura, Princeton, 4th inning
DOUBLE PLAY: Porter, Barnhorst, Jensen, Cornell, 1st inn.
TRIPLE PLAY: Has not happened
BALK: Noah Keller, Cornell, 3/30/24 (G2), vs. Dartmouth
ONE-HITTER: Has not happened
NO-HITTER: Has not happened
EXTRA-INNING GAME: 4/20/24 (G2) vs. Yale (W, 10-9 — 10 inn.)



DAN PEPICELLI

10TH SEASON AT CORNELL

Years in Role: 10th Season as Head Coach

College: SUNY Cortland '90

Coaching Location: Dugout

DAN PEPICELLI, the Ted Thoren Head Coach of Cornell Baseball, was named the 17th head coach in Cornell baseball history on Aug. 10, 2015, and is entering his 10th season at the helm of the Cornell baseball program.

Pepicelli's 104 wins as the Big Red's head coach stand as the fourth-most in program history, trailing **TED THOREN** (515), **TOM FORD** (264), and **BILL WALKENBACH** (130).

Under Pepicelli's tutelage, Cornell has produced 25 All-Ivy League selections — including eight First Team and eight Second Team selections. Four Big Red players have also been selected in the Major League Baseball Amateur Draft.

Before his arrival on East Hill, Pepicelli spent six seasons at Clemson where he had three coaching titles during his six-year stay. The final three years with the Tigers were as the associate head coach.

He became the Tigers' first pitching coach to lead a staff to Omaha in his first season with the squad. That year, Clemson's pitching staff posted the first of four consecutive seasons with a sub-4.00 ERA. Pepicelli recruited and developed Matt Crownover, who earned freshman All-America accolades in 2013 and ACC Pitcher of the Year honors in 2015, and was instrumental in assembling *Baseball America's* ninth-ranked recruiting class in 2015. Ten Clemson pitchers were selected in the Major League Baseball Amateur Draft in Pepicelli's tenure at Clemson.

By joining the Big Red, Pepicelli returned home to upstate New York, where he previously had 11 years of head coaching experience at the Division III level between St. John Fisher and Hartwick.

After serving as an assistant coach for three seasons at Hartwick, Pepicelli was promoted to head coach for the 1999 season. Following his two-year tenure at Hartwick, Pepicelli was head coach and assistant athletic director at St. John Fisher for nine seasons (2001-09). Pepicelli was a two-time Empire 8 Coach of the Year (2001, 2007), with the latter coming when the Cardinals advanced to the NCAA Division III College World Series for the first time in program history.

Pepicelli's teams at St. John Fisher had winning records in each of his last seven seasons. His team garnered national recognition for sportsmanship in 2008 after a line-drive foul ball struck the opposing team's third-base coach in the head during the ninth inning of the play-in game of the 2008 ECAC Upstate Championship. Despite the fact the Cardinals were trailing, Pepicelli and the Cardinals elected to concede the game, ending any hope of clinching a berth an NCAA Tournament berth. The Committee on Sportsmanship and Ethical Conduct presented Pepicelli's team with the NCAA All-Divisions Sportsmanship Award.

Along with being the baseball coach at St. John Fisher, Pepicelli was the head strength and conditioning coach where he spent three years on the NCAA Competitive Safeguards Committee. He is a certified strength and conditioning specialist and is a member of the National Strength & Conditioning Association.

A native of Schenectady, N.Y., Pepicelli is married to the former Robyn Molloy, who played for and served as an assistant coach with the Syracuse women's soccer team. The couple has a daughter, Mia, and a son, Owen.

24

PEPICELLI'S FILE

COACHING EXPERIENCE

1988	Mohawk Valley CC (Volunteer Assistant)
1996-98	Hartwick (Assistant Coach)
1999-2000	Hartwick (Head Coach)
2001-09	St. John Fisher (Head Coach)
2010	Clemson (Assistant Coach)
2011-12	Clemson (Assistant Head Coach)
2013-15	Clemson (Associate Head Coach)
2016-Pres.	Cornell (Head Coach)

PLAYING EXPERIENCE

1986-87	Mohawk Valley Community College
1990	SUNY Cortland
1991	SUNY Oneonta

EDUCATION

SUNY Cortland

B.S., Economics and Management Science, 1990

COACHING CAREER

SEASON	RECORD	W%	CONF.	W%
HARTWICK (1999-2000)				
1999	9-22	.290	—	—
2000	12-18	.400	3-3	.500
TOTALS	21-40	.344	3-3	.500

ST. JOHN FISHER (2001-09)				
2001	19-14	.576	6-2	.750
2002	15-19	.441	3-3	.500
2003	16-16	.500	4-4	.500
2004	27-14	.659	4-4	.500
2005	22-15	.595	5-3	.625
2006	26-15	.634	9-7	.563
2007	28-13	.683	7-5	.583
2008	25-14-2	.634	9-7	.563
2009	22-17	.564	8-8	.500
TOTAL	200-137-2	.593	55-43	.561

CORNELL (2016-PRES.)				
2016	14-24	.368	7-13	.350
2017	21-17	.553	9-11	.450
2018	14-22-1	.392	9-12	.429
2019	14-24	.368	8-13	.381
2020	1-8	.111	—	—
2021	— NO SEASON (COVID-19 PANDEMIC) —			
2022	11-25	.306	5-16	.238
2023	9-26	.257	8-13	.381
2024	17-21	.447	11-10	.524
2025	9-8	.529	4-2	.667
TOTALS	110-175-1	.386	61-89	.407
OVERALL	331-352-3	.485	119-136	.469



#14

TOM FORD

ASSOCIATE HEAD COACH
35TH SEASON AT CORNELL



#27

JOHN TOPPA

ASSISTANT COACH
3RD SEASON AT CORNELL



#35

ROBBY FARIS

ASSISTANT COACH
1ST SEASON AT CORNELL

2025 INDIVIDUAL AND TEAM GAME HIGHS

INDIVIDUAL GAME HIGHS

BATTING

At-Bats	6, (6x), Last: Kevin Hager, Ryan Porter & John Quinlan, at Yale (3/22/25 - G1)
Runs Scored	4, Caden Wildman, at UMBC (3/15/25 - G2)
Hits	4, Ryan Porter, at Towson (3/15/25 - G2)
Runs Batted In	8, Ryan Porter, at Towson (3/15/25 - G2)
Doubles	2, Max Jensen, at Yale (3/22/25 - G1)
Triples	1, (4x), Last: Owen Carlson, vs. Brown (3/29/25 - G2)
Home Runs	2, (2x), Last: Ryan Porter, at Towson (3/15/25 - G2)
Walks Drawn	3, (2x), Last: John Quinlan, vs. Brown (3/29/25 - G1)
Strikeouts	4, Jakobi Davis, at UAB (3/8/25)
Sacrifice Bunts	1, (5x), Last: Caden Wildman, at Yale (3/22/25 - G2)
Sacrifice Flies	1, (10x), Last: Owen Carlson & Caden Wildman, vs. Brown (3/29/25 - G2)
Stolen Bases	2, (2x), Last: John Quinlan & Jakobi Davis, vs. Brown (3/29/25 - G1)
Hit by Pitches	2, (3x), Last: Mark Quatrani, at Towson (3/15/25 - G2)
Caught Stealing	1, (4x), Last: Max Jensen, at Yale (3/22/25 - G1)

PITCHING

Innings Pitched	6.0, (4x), Last: Carson Mayfield, vs. Brown (3/28/25)
Hits Allowed	8, Huxley Holcombe, at Towson (3/16/25 - G2)
Runs Allowed	10, Huxley Holcombe, at #17 Duke (2/23/25)
Earned Runs	10, Huxley Holcombe, at #17 Duke (2/23/25)
Walks Issued	6, (2x), Last: Chris Ellison, at Towson (3/16/25)
Strikeouts	6, (2x), Last: Carson Mayfield, vs. Brown (3/28/25)
Doubles Allowed	3, Huxley Holcombe, vs. UAB (3/8/25)
Triples Allowed	1, (5x), Last: John Hegarty & Carson Mayfield, vs. Brown (3/28/25)
HR Allowed	3, Carson Mayfield, at UMBC (3/1/25 - G1)
Wild Pitches	3, Carson Mayfield, vs. Brown (3/28/25)
Hit Batsmen	3, (3x), Last: Carson Mayfield, vs. Brown (3/28/25)

FIELDING

Putouts	12, (3x), Last: William Jaun, vs. Brown (3/29/25 - G1)
Assists	6, (2x), Last: Kevin Hager, at Yale (3/22/25 - G1)
Errors	1, (15x), Last: Kevin Hager & William Jaun, vs. Brown (3/29/25 - G2)
Passed Balls	2, Mark Quatrani, at Yale (3/23/25)

TEAM GAME HIGHS

BATTING

At-Bats	46, at Yale (3/22/25 - G1)
Runs Scored	18, at Towson (3/15/25 - G2)
Hits	20, at Towson (3/15/25 - G2)
Runs Batted In	15, (2x), Last: at Towson (3/15/25 - G2)
Doubles	4, (5x), Last: at Yale (3/23/25)
Triples	1, (4x), Last: vs. Brown (3/29/25 - G2)
Home Runs	4, at Towson (3/15/25 - G2)
Walks Drawn	11, at UMBC (3/1/25 - G2)
Strikeouts	13, vs. UAB (3/8/25)
Sacrifice Bunts	1, (5x), Last: at Yale (3/22/25 - G2)
Sacrifice Flies	2, (2x), Last: vs. Brown (3/29/25 - G2)
Stolen Bases	5, (2x), Last: vs. Brown (3/29/25 - G1)
Hit by Pitches	4, at Towson (3/15/25 - G2)
Caught Stealing	1, (4x), Last: at Yale (3/22/25 - G1)
Hit into Double Plays	3, at Towson (3/16/25)
Runners Left on Base	15, at Yale (3/22/25 - G1)

PITCHING

Innings Pitched	10.0, (2x), Last: at Yale (3/22/25 - G1)
Hits Allowed	13, at #17 Duke (2/22/25)
Runs Allowed	18, at #17 Duke (2/23/25)
Earned Runs	18, at #17 Duke (2/23/25)
Walks Issued	15, at #17 Duke (2/22/25)
Strikeouts	11, at UMBC (3/1/25 - G1)
Doubles Allowed	4, at Winthrop (3/9/25)
Triples Allowed	2, (2x), Last: vs. Brown (3/28/25)
Home Runs Allowed	5, at UMBC (3/1/25 - G1)
Wild Pitches	4, (2x), Last: vs. Brown (3/29/25 - G2)
Hit Batsmen	4, (3x), Last: at Yale (3/22/25 - G1)

FIELDING

Putouts	30, (2x), Last: at Yale (3/22/25 - G1)
Assists	17, at Yale (3/22/25 - G1)
Errors	2, (5x), Last: vs. Brown (3/29/25 - G2)
Passed Balls	2, at Yale (3/23/25)
Double Plays Turned	2, (3x), Last: vs. Brown (3/29/25 - G2)

2025 CORNELL BASEBALL JERSEY TRACKER



GRAY
Home: 0-0
Road: 4-1
Neutral: 0-1



RED
Home: 2-0
Road: 2-1
Neutral: 0-1



BLACK
Home: 0-1
Road: 1-3
Neutral: 0-0

Date	Opponent	Result
2/21	at Duke	W, 11-8
3/7	vs. Michigan State	L, 2-3
3/15 (G1)	at Towson	L, 5-6
3/15 (G2)	at Towson	W, 18-7 (8 inn.)
3/22 (G1)	at Yale	W, 13-12 (10 inn.)
3/22 (G2)	at Yale	W, 7-4

Date	Opponent	Result
2/22	at Duke	L, 2-16
3/1 (G1)	at UMBC	W, 8-7 (10 inn.)
3/1 (G2)	at UMBC	W, 16-13 (7 inn.)
3/8	vs. UAB	L, 12-13
3/29 (G1)	vs. Brown	W, 9-6
3/29 (G2)	vs. Brown	W, 13-10 (7 inn.)

Date	Opponent	Result
2/23	at Duke	L, 1-18
3/9	at Winthrop	L, 4-10
3/16	at Towson	W, 8-5
3/23	at Yale	L, 3-9
3/28	vs. Brown	L, 4-5

A CORNELL TEAM SCORED...

10+ Runs in a Game (0 games)	13, vs. Brown (3/29/2025 - G2 - W, 13-10 - 7 inn.)
15+ Runs in a Game (7 games)	18, at Towson (3/15/2025 - G2 - W, 18-7 - 8 inn.)
20+ Runs in a Game (228 games)	27, at Towson (4/5/2017 - W, 27-14)
25+ Runs in a Game (228 games)	27, at Towson (4/5/2017 - W, 27-14)
30+ Runs in a Game (3,557 games)	44, vs. Union (4/24/1897 - W, 44-5)
5+ Runs in an Inning (0 games)	5, vs. Brown (3/29/2025 - G2 - B1 - W, 13-10 - 7 inn.)
6+ Runs in an Inning (7 games)	7, at Towson (3/15/2025 - G2 - T6 - W, 18-7 - 8 inn.)
7+ Runs in an Inning (7 games)	7, at Towson (3/15/2025 - G2 - T6 - W, 18-7 - 8 inn.)
8+ Runs in an Inning (12 games)	8, at UMBC (3/1/2025 - G2 - T3 - W, 16-13 - 7 inn.)
9+ Runs in an Inning (470 games)	12, at Harvard (4/10/2011 - G2 - T2 - W, 18-5)
10+ Runs in an Inning (470 games)	12, at Harvard (4/10/2011 - G2 - T2 - W, 18-5)
11+ Runs in an Inning (470 games)	12, at Harvard (4/10/2011 - G2 - T2 - W, 18-5)
12+ Runs in an Inning (470 games)	12, at Harvard (4/10/2011 - G2 - T2 - W, 18-5)
13+ Runs in an Inning (1,688 games)	13, at New Orleans (3/4/1981 - G2 - T6 - L, 18-25 - 7 inn.)
14+ Runs in an Inning (3,557 games)	15, vs. Union (4/24/1897 - B2 - W, 44-5)
15+ Runs in an Inning (3,557 games)	15, vs. Union (4/24/1897 - B2 - W, 44-5)
10+ Runs in Consecutive Games (32 games)	18, at Penn (4/13/2024 - G2 - W, 18-11) 11, at Penn (4/14/2024 - W, 11-9)
10+ Runs in 3+ Straight Games (355 games)	15, at JMU (3/15/2014 - G1 - L, 15-16) 17, at JMU (3/15/2014 - G2 - W, 17-8) 14, at JMU (3/16/2014 - W, 14-8 - 10 inn.)
10+ Runs in 4+ Straight Games (3,439 games)	16, at Virginia (4/7/1902 - W, 16-10) 10, at Navy (4/9/1902 - W, 10-6) 11, vs. Rochester (4/12/1902 - W, 11-1) 12, vs. Niagara (4/19/1902 - W, 12-4) 10, vs. Columbia (4/26/1902 - W, 10-7)
15+ Runs in Consecutive Games (356 games)	15, at JMU (3/15/2014 - G1 - L, 15-16) 17, at JMU (3/15/2014 - G2 - W, 17-8)
20+ Runs in Consecutive Games (2,118 games)	27, vs. Syracuse (5/11/1886 - W, 27-0 - 7 inn.) 24, vs. Union (5/14/1886 - W, 24-4)

A CORNELL TEAM RECORDED...

15+ Hits in a Game (5 games)	17, at Yale (3/22/2025 - G1 - W, 13-12 - 10 inn.)
20+ Hits in a Game (7 games)	20, at Towson (3/15/2025 - G2 - W, 18-7 - 8 inn.)
25+ Hits in a Game (228 games)	28, at Towson (4/5/2017 - W, 27-14)
5+ Doubles in a Game (72 games)	6, at Columbia (4/2/2023 - G2 - W, 13-8)
6+ Doubles in a Game (72 games)	6, at Columbia (4/2/2023 - G2 - W, 13-8)
7+ Doubles in a Game (242 games)	7, at George Mason (3/12/2017 - W, 9-3)
8+ Doubles in a Game (357 games)	9, at James Madison (3/15/2014 - G1 - L, 15-16)
9+ Doubles in a Game (357 games)	9, at James Madison (3/15/2014 - G1 - L, 15-16)
2+ Triples in a Game (99 games)	3, vs. Dartmouth (4/23/2022 - G1 - W, 12-7)
3+ Triples in a Game (99 games)	3, vs. Dartmouth (4/23/2022 - G1 - W, 12-7)
4+ Triples in a Game (928 games)	4, at Bucknell (3/4/2000 - G2 - W, 8-6)
3+ Home Runs in a Game (6 games)	3, at Towson (3/16/2025 - W, 8-5)
4+ Home Runs in a Game (7 games)	4, at Towson (3/15/2025 - G2 - W, 18-7 - 8 inn.)
5+ Home Runs in a Game (39 games)	7, vs. Dartmouth (3/30/2024 - G2 - W, 17-2)
6+ Home Runs in a Game (39 games)	7, vs. Dartmouth (3/30/2024 - G2 - W, 17-2)
7+ Home Runs in a Game (39 games)	7, vs. Dartmouth (3/30/2024 - G2 - W, 17-2)
Leadoff Home Run (147 games)	Adam Saks, at Harvard (4/13/2019 - G2 - L, 1-7)
Back-to-Back Home Runs (39 games)	vs. Dartmouth (3/30/2024 - G2 - W, 17-2) Mark Quatrani (grand slam) & Matt Barnhorst (solo) - B5, Matt Barnhorst (solo) & Kevin Hager (solo) - B5, & Jakobi Davis (solo) & John Quinlan (solo) - B7,
Back-to-Back-to-Back HRs (39 games)	vs. Dartmouth (3/30/2024 - G2 - W, 17-2) Mark Quatrani (grand slam), Matt Barnhorst (solo), Kevin Hager (solo)
Two Grand Slams in a Game (33 games)	at Penn (4/13/2024 - G2 - W, 18-11) Caden Wildman - T7 & T8
Drew 10+ Walks in a Game (12 games)	11, at UMBC (3/1/2025 - G2 - W, 16-13 - 7 inn.)
Drew 15+ Walks in a Game (1,051 games)	16, at Bucknell (5/1/1996 - G1 - W, 18-3)
Zero Strikeouts in a Game (455 games)	vs. Brown (4/3/2011 - G1 - L, 2-5)
Hit by 3+ Pitches in a Game (0 games)	3, vs. Brown (3/29/2025 - G2 - W, 13-10 - 7 inn.)
Hit by 4+ Pitches in a Game (7 games)	4, at Towson (3/15/2025 - G2 - W, 18-7 - 8 inn.)
Hit by 5+ Pitches in a Game (343 games)	5, at Yale (4/5/2014 - G2 - W, 6-4)
Hit by 6+ Pitches in a Game (662 games)	7, at Penn (4/15/2006 - G2 - W, 23-10)
Hit by 7+ Pitches in a Game (662 games)	7, at Penn (4/15/2006 - G2 - W, 23-10)
4+ Stolen Bases in a Game (1 game)	5, vs. Brown (3/29/2025 - G1 - W, 9-6)
5+ Stolen Bases in a Game (1 game)	5, vs. Brown (3/29/2025 - G1 - W, 9-6)
6+ Stolen Bases in a Game (121 games)	7, at Coppin State (3/5/2022 - G2 - W, 14-5)
7+ Stolen Bases in a Game (121 games)	7, at Coppin State (3/5/2022 - G2 - W, 14-5)
8+ Stolen Bases in a Game (358 games)	9, at George Washington (3/9/2014 - G2 - W, 8-1)
9+ Stolen Bases in a Game (358 games)	9, at George Washington (3/9/2014 - G2 - W, 8-1)
10+ Stolen Bases in a Game (2,444 games)	10, vs. Sampson AFB (6/2/1952 - W, 8-3)

A CORNELL PITCHING STAFF...

Threw No-Hitter (433 games)	Connor Kaufmann, vs. Dartmouth (4/1/2012 - W, 2-0)
Threw Combined No-Hitter (1,351 games)	Kerry Brooks (3 inn.), Rob Wilson (3 inn.), & Doug Petillo (1 inn.), vs. Rochester (4/5/1989 - G1 - W, 2-1)
Threw Perfect Game (1,882 games)	Gary Gronowski, vs. Oneonta (5/11/1976 - W, 1-0)
Held Opponent to One Hit (146 games)	at Harvard (4/14/2019 - W, 2-0)
Held Opponent to One Hit at Home (65 games)	vs. Princeton (4/30/2017 - W, 13-1)
Held Opponent to One Hit on Road (102 games)	at Harvard (4/14/2019 - W, 2-0)
Shutout Opponent (92 games)	at Brown (5/7/22 - G2 - W, 3-0)
Shutout in Ivy League Game (30 games)	at Brown (5/7/22 - G2 - W, 3-0)
Posted Consecutive Shutouts (1,457 games)	vs. Oneonta (5/2/1986 - G1 - W, 4-0 - 7 inn.) vs. Oneonta (5/2/1986 - G2 - W, 5-0 - 7 inn.)
Struck out 10+ Batters (12 games)	10, at UMBC (3/1/2025 - G2 - W, 16-13 - 7 inn.)
Struck out 11+ Batters (13 games)	11, at UMBC (3/1/2025 - G1 - W, 8-7 - 10 inn.)
Struck out 12+ Batters (31 games)	12, at Binghamton (4/16/2024 - W, 9-7)
Struck out 13+ Batters (42 games)	13, at Princeton (3/22/2024 - G2 - L, 3-4)
Struck out 14+ Batters (130 games)	14, vs. Niagara (2/29/2020 - G2 - L, 6-8)
Struck out 15+ Batters (194 games)	15, vs. Canisius (4/4/2018 - W, 6-5)
Struck out 16+ Batters (535 games)	18, at Princeton (4/29/2009 - W, 9-0)
Struck out 17+ Batters (535 games)	18, at Princeton (4/29/2009 - W, 9-0)
Struck out 18+ Batters (535 games)	18, at Princeton (4/29/2009 - W, 9-0)

A CORNELL PITCHING STAFF ALLOWED...

10+ Runs in a Game (0 games)	10, vs. Brown (3/29/2025 - G2 - W, 13-10 - 7 inn.)
15+ Runs in a Game (14 games)	18, at #17 Duke (2/23/2025 - L, 1-18)
20+ Runs in a Game (47 games)	20, at Georgetown (3/10/2024 - G2 - L, 0-20)
25+ Runs in a Game (760 games)	31, at UC Santa Barbara (3/25/2004 - L, 3-31)
30+ Runs in a Game (760 games)	31, at UC Santa Barbara (3/25/2004 - L, 3-31)
5+ Runs in an Inning (0 games)	5, vs. Brown (3/29/2025 - G2 - T5 - W, 13-10 - 7 inn.)
6+ Runs in an Inning (10 games)	6, vs. UAB (3/8/2025 - T6 - L, 12-13)
7+ Runs in an Inning (12 games)	7, at UMBC (3/1/2025 - G2 - B1 - W, 16-13 - 7 inn.)
8+ Runs in an Inning (14 games)	9, at #17 Duke (2/23/2025 - B5 - L, 1-18)
9+ Runs in an Inning (14 games)	9, at #17 Duke (2/23/2025 - B5 - L, 1-18)
10+ Runs in an Inning (48 games)	16, at Georgetown (3/10/2024 - G1 - B2 - L, 6-24)
15+ Runs in an Inning (48 games)	16, at Georgetown (3/10/2024 - G1 - B2 - L, 6-24)

A CORNELL TEAM DEFENSIVELY...

Committed 4+ Errors (70 games)	4, vs. Brown (4/8/2023 - L 8-12)
Committed 5+ Errors (100 games)	6, vs. Binghamton (4/20/2022 - W, 10-9 - 10 inn.)
Committed 6+ Errors (100 games)	6, vs. Binghamton (4/20/2022 - W, 10-9 - 10 inn.)
Committed 7+ Errors (1,024 games)	7, at Le Moyne (4/15/1997 - L, 8-14)
Committed 8+ Errors (1,084 games)	8, at Pacific (3/20/1996 - L, 7-18)
Committed 9+ Errors (1,224 games)	10, vs. Le Moyne (4/8/1992 - G1 - L, 3-19)
Committed 10+ Errors (1,224 games)	10, vs. Le Moyne (4/8/1992 - G1 - L, 3-19)
Turned 3+ Double Plays (19 games)	3, vs. Penn (5/19/2024 - W, 7-6)
Turned 4+ Double Plays (460 games)	4, vs. Penn (4/24/2011 - G2 - L, 2-10)
No Errors in 3+ Straight Games (14 games)	4 games (5/20/2024 - 2/23/25)
No Errors in 4+ Straight Games (14 games)	4 games (5/20/2024 - 2/23/25)

A CORNELL TEAM...

Played to a Tie (190 games)	vs. Binghamton (4/10/2018 - T, 9-9 - 9.5 inn. - darkness)
Won in Extra Innings (5 games)	at Yale (3/22/2025 - G1 - W, 13-12 - 10 inn.)
Lost in Extra Innings (22 games)	at Brown (5/4/2024 - G2 - L, 12-13 - 10 inn.)
Consecutive Extra-Inning Games (202 games)	at Fordham (3/17/2018 - L, 3-4 - 10 inn.; W, 4-3 - 10 inn.)
Played 11-Plus Innings (165 games)	at Navy (3/9/2019 - G2 - W, 3-2 - 11 inn.)
Played 12-Plus Innings (319 games)	vs. LIU Brooklyn (3/13/2015 - L, 4-5 - 12 inn.)
Played 13-Plus Innings (327 games)	at Princeton (4/27/2014 - G2 - W, 4-2 - 14 inn.)
Played 14-Plus Innings (327 games)	at Princeton (4/27/2014 - G2 - W, 4-2 - 14 inn.)
Played a Top-25 Team (14 games)	at #17 Duke (2/23/2025 - L, 1-18)
Defeated a Top-25 Team (16 games)	at #17 Duke (2/22/2025 - W, 11-8)
Swept Doubleheader (0 DHs)	vs. Brown (3/29/2025 - W, 9-6; W, 13-10 - 7 inn.)
Swept 3-Game Series (9 series)	vs. Dartmouth (3/30/2024 - 3/31/2024)
Swept 3-Game Ivy Series (7 series)	vs. Dartmouth (3/30/2024 - 3/31/2024)
Swept 4-Game Series (25 series)	at Maryland Eastern Shore (3/2/2012 - 3/4/2012)
Swept in Doubleheader (4 DHs)	at Brown (5/4/2024 - L, 2-11; L, 12-13 - 10 inn.)
Swept in 3-Game Series (5 series)	vs. Columbia (4/27/2024 - 4/28/2024)
Swept in 3-Game Ivy Series (3 series)	vs. Columbia (4/27/2024 - 4/28/2024)
Swept in 4-Game Series (9 series)	at Columbia (4/18/2015 - 4/19/2015)

Shaded row denotes occurred during 2025 season

A CORNELL INDIVIDUAL...

Scored 4+ Runs in a Game (12 games)	4, Caden Wildman, at UMBC (3/1/2025 - G2 - W, 16-13 - 7 inn.)
Scored 5+ Runs in a Game (228 games)	5, Will Simoneit, at Towson (4/5/2017 - W, 24-17)
Recorded 4+ Hits in a Game (7 games)	4, Ryan Porter, at Towson (3/15/2025 - G2 - W, 18-7 - 8 inn.)
Recorded 5+ Hits in a Game (152 games)	5, Will Simoneit, at Army (4/3/2019 - W, 4-1)
Recorded 6+ Hits in a Game (228 games)	6, Trey Baur, at Towson (4/5/2017 - W, 24-17)
Recorded 2+ Doubles in a Game (5 games)	2, Max Jensen, at Yale (3/22/2025 - G1 - W, 13-12 - 10 inn.)
Recorded 3+ Doubles in a Game (110 games)	3, Max Jensen, vs. Yale (4/2/2022 - G2 - W, 12-9)
Recorded 2+ Triples in a Game (99 games)	2, Sam Kaplan, vs. Dartmouth (4/23/2022 - G1 - W, 12-7)
Recorded 3+ Triples in a Game (1,759 games)	3, Steve Caputi, vs. SUNY Cortland (4/30/1979 - W, 15-11)
Hit 2+ Home Runs in a Game (7 games)	2, Ryan Porter, at Towson (3/15/2025 - G2 - W, 18-7 - 8 inn.)
Hit 3+ Home Runs in a Game (249 games)	3, Dale Wickham, vs. Princeton (4/30/2016 - G1 - W, 4-3)
Hit a Grand Slam in a Game (7 games)	Ryan Porter, at Towson (3/15/2025 - G2 - W, 18-7 - 8 inn.)
Hit 2+ Grand Slams in a Game (33 games)	Caden Wildman, at Penn (4/13/2024 - G2 - W, 18-11)
Recorded 5+ RBI in a Game (1 game)	5, Mark Quatrani, vs. Brown (3/29/2025 - G1 - W, 9-6)
Recorded 6+ RBI in a Game (7 games)	8, Ryan Porter, at Towson (3/15/2025 - G2 - W, 18-7 - 8 inn.)
Recorded 7+ RBI in a Game (7 games)	8, Ryan Porter, at Towson (3/15/2025 - G2 - W, 18-7 - 8 inn.)
Recorded 8+ RBI in a Game (7 games)	8, Ryan Porter, at Towson (3/15/2025 - G2 - W, 18-7 - 8 inn.)
Drew 3+ Walks in a Game (1 game)	3, John Quinlan, vs. Brown (3/29/2025 - G1 - W, 9-6)
Drew 4+ Walks in a Game (171 games)	4, Justin Taylor, at Baylor (2/23/2019 - L, 3-10)
Drew 5+ Walks in a Game (1,777 games)	5, Steve Caputi, at Hawai'i-Hilo (3/21/1979 - W, 9-8)
Stole 2+ Bases in a Game (1 game)	2, Jakobi Davis & John Quinlan, vs. Brown (3/29/2025 - W, 9-6)
Stole 3+ Bases in a Game (62 games)	3, Ryan Porter, vs. Princeton (4/22/2023 - G1 - L, 5-8)
Stole 4+ Bases in a Game (358 games)	6, Tom D'Alessandro, at George Washington (3/9/2014 - G2 - W, 8-1)
Stole 5+ Bases in a Game (358 games)	6, Tom D'Alessandro, at George Washington (3/9/2014 - G2 - W, 8-1)
Stole 6+ Bases in a Game (358 games)	6, Tom D'Alessandro, at George Washington (3/9/2014 - G2 - W, 8-1)
Hit by 2+ Pitches in a Game (7 games)	2, Mark Quatrani, at Towson (3/15/2025 - G2 - W, 18-7 - 8 inn.)
Hit by 3+ Pitches in a Game (588 games)	3, Mickey Brodsky, vs. Harvard (4/8/2008 - G2 - L, 1-2)
Recorded Walk-Off Win (30 games)	John Quinlan (two-run double), vs. Yale (4/20/2024 - W, 10-9 - 10 inn.)
Recorded Walk-Off Home Run (139 games)	Will Simoneit (3-run), vs. Penn (4/28/2019 - W, 8-7)
Recorded 10-Game Hit Streak	10 games, John Quinlan (2025)
Recorded 15-Game Hit Streak	20 games, Max Jensen (2024-25)
Recorded 20-Game Hit Streak	20 games, Max Jensen (2024-25)
Recorded 15-Game On-Base Streak	25 games, John Quinlan (2024-25) - active 24 games, Jakobi Davis (2024-25) - active
Recorded 20-Game On-Base Streak	25 games, John Quinlan (2024-25) - active 24 games, Jakobi Davis (2024-25) - active
Recorded 30-Game On-Base Streak	42 games, Nathan Waugh (2023-24)
Recorded 40-Game On-Base Streak	42 games, Nathan Waugh (2023-24)

A CORNELL PITCHER...

Threw 7-Inning No-Hitter (433 games)	Connor Kaufmann, vs. Dartmouth (4/1/2012 - W, 2-0)
Threw 9-Inning No-Hitter (2,167 games)	Larry Rafalski, vs. Hartwick (4/25/1968 - W, 7-0)
Threw Perfect Game (1,882 games)	Gary Gronowski, vs. Oneonta (5/11/1976 - W, 1-0) - 7-inning game
Threw 7-Inning Complete Game (218 games)	Tim Willittes, vs. Penn (4/22/2017 - G1 - L, 0-5)
Threw 7-Inning Complete Game Shutout (289 games)	Brian McAfee, vs. Princeton (4/26/2015 - G1 - W, 10-0)
Threw 9-Inning Complete Game (92 games)	Luke Yacinich, at Brown (5/7/2022 - G1 - W, 3-0) - 111 pitches
Threw 9-Inning Complete Game Shutout (92 games)	Luke Yacinich, at Brown (5/7/2022 - G1 - W, 3-0) - 111 pitches
Pitched 3+ Scoreless Innings of Relief (29 games)	Ryan Porter (3.0 IP), vs. Yale (4/20/2024 - G2 - W, 8-2) - 47 pitches
Pitched 3+ Hitless Innings of Relief (4 games)	Sam Keene (3.0 IP), at Yale (3/22/2025 - W, 7-4) - 52 pitches
Pitched 4+ Scoreless Innings of Relief (37 games)	Huxley Holcombe (5.0 IP), vs. Harvard (4/6/2024 - W, 6-5) - 64 pitches
Pitched 5+ Scoreless Innings of Relief (37 games)	Huxley Holcombe (5.0 IP), vs. Harvard (4/6/2024 - W, 6-5) - 64 pitches
Struck out 10+ Batters (246 games)	10, Justin Lewis, at Navy (3/4/2017 - G2 - L, 7-8)
Struck out 11+ Batters (277 games)	13, Tim Willittes, at Bucknell (3/19/2016 - G2 - W, 5-2)
Struck out 12+ Batters (277 games)	13, Tim Willittes, at Bucknell (3/19/2016 - G2 - W, 5-2)
Struck out 13+ Batters (277 games)	13, Tim Willittes, at Bucknell (3/19/2016 - G2 - W, 5-2)
Struck out 14+ Batters (781 games)	15, Chris Schutt, at Columbia (4/19/2003 - G2 - W, 7-1)
Struck out 15+ Batters (781 games)	15, Chris Schutt, at Columbia (4/19/2003 - G2 - W, 7-1)

Shaded row denotes occurred during 2025 season

PLAYER PERFORMANCES

MULTI-HIT GAMES	2025	REC	CAREER	REC
Barela	—	0-0	—	0-0
Beaulieu	—	0-0	—	0-0
Carlson	3	1-2	6	3-3
Davis	4	4-0	18	10-8
Dillon	—	0-0	—	0-0
Hager	6	3-3	11	6-5
Jaun	2	1-1	2	1-1
Jensen	5	4-1	41	18-23
L. Johnson	1	1-0	5	3-2
Marko	—	0-0	—	0-0
Musser	3	2-1	6	4-2
Porter	5	4-1	17	10-7
Quatrani	7	6-1	19	12-7
Quinlan	5	4-1	32	20-12
Shin	—	0-0	—	0-0
Swiderski	—	0-0	7	1-6
Urofsky	—	0-0	—	0-0
Walters	—	0-0	—	0-0
Wildman	4	4-0	12	9-3
MULTI-RBI GAMES	2025	REC	CAREER	REC
Barela	—	0-0	—	0-0
Beaulieu	—	0-0	—	0-0
Carlson	—	0-0	—	0-0
Davis	3	2-1	12	7-5
Dillon	—	0-0	—	0-0
Hager	4	3-1	7	5-2
Jaun	1	0-1	1	0-1
Jensen	4	4-0	25	18-7
L. Johnson	1	1-0	3	3-0
Marko	—	0-0	—	0-0
Musser	2	1-1	5	2-3
Porter	2	1-1	11	5-6
Quatrani	5	3-2	16	11-5
Quinlan	8	7-1	15	13-2
Shin	—	0-0	—	0-0
Swiderski	1	1-0	4	2-2
Urofsky	—	0-0	—	0-0
Walters	—	0-0	—	0-0
Wildman	3	3-0	8	7-1
QUALITY STARTS	2025	REC	CAREER	REC
Biben	—	0-0	—	0-0
Ellison	—	0-0	—	0-0
Foster	—	0-0	—	0-0
Gerfen	—	0-0	—	0-0
Hamill	—	0-0	5	4-1
Hegarty	—	0-0	—	0-0
Holcombe	1	1-0	1	1-0
Jaun	—	0-0	—	0-0
Jennewein	—	0-0	—	0-0
B. Johnson	—	0-0	—	0-0
Keene	—	0-0	—	0-0
Keller	—	0-0	5	3-2
Magill	—	0-0	—	0-0
Mayfield	3	1-2	3	1-2
McHugh	—	0-0	—	0-0
Porter	—	0-0	—	0-0
Ramos	—	0-0	—	0-0
Shea	—	0-0	—	0-0
Siwinski	—	0-0	—	0-0
Van Sice	—	0-0	—	0-0

2025 CORNELL OVERALL STATISTICS

Overall9-8

Home2-1

Away7-5

Neutral0-2

Ivy League4-2

BATTING STATISTICS

#	PLAYER	AVG	GP	GS	AB	R	H	2B	3B	HR	RBI	TB	SLG%	BB	HBP	SO	GDP	OB%	SF	SH	SB	ATT
12	Ryan Porter	.364	15	9	44	8	16	4	0	4	13	32	.727	2	1	12	0	.404	0	0	1	1
20	Kevin Hager	.351	17	17	57	18	20	4	0	2	14	30	.526	13	7	9	0	.506	2	0	1	1
19	Mark Quatrani	.313	17	17	67	15	21	6	0	3	17	36	.537	7	8	13	1	.429	2	0	1	1
7	Max Jensen	.284	17	17	67	18	19	3	1	5	15	39	.582	14	4	12	2	.430	1	0	4	6
1	John Quinlan	.264	17	17	72	17	19	5	1	2	19	32	.444	16	2	16	2	.407	1	1	6	6
15	Owen Carlson	.264	15	15	53	11	14	1	1	0	6	17	.321	7	1	15	1	.344	3	1	0	1
22	Jakobi Davis	.259	17	17	58	14	15	1	1	2	10	24	.414	19	1	21	0	.449	0	0	5	5
4	Caden Wildman	.250	16	16	60	15	15	4	0	1	9	22	.367	10	0	15	0	.352	1	3	5	5
30	William Jaun	.348	11	5	23	5	8	2	0	0	4	10	.435	3	0	4	0	.423	0	0	0	0
2	Mason Barela	.333	4	0	3	0	1	0	0	0	0	1	.333	0	1	1	0	.500	0	0	0	0
18	TJ Swidorski	.300	8	2	10	4	3	2	0	0	3	5	.500	2	0	2	0	.417	0	0	0	0
6	Kyle Musser	.208	12	12	48	6	10	2	0	1	8	15	.313	6	3	12	2	.333	0	0	1	1
8	Luke Johnson	.162	10	8	37	5	6	1	0	1	5	10	.270	2	1	6	0	.225	0	0	1	2
31	Ryan Dillon	.000	2	1	3	0	0	0	0	0	0	0	.000	0	0	2	0	.000	0	0	0	0
23	Jayden Shin	.000	1	0	1	0	0	0	0	0	0	0	.000	0	0	1	0	.000	0	0	0	0
TOTALS		.277	17		603	136	167	35	4	21	123	273	.453	101	29	141	8	.400	10	5	25	29
OPPONENTS		.266	17		541	152	144	21	5	23	135	244	.451	129	33	104	10	.430	8	14	30	41

PITCHING STATISTICS

#	PLAYER	ERA	W	L	APP	GS	CG	SHO	SV	IP	H	R	ER	BB	SO	2B	3B	HR	AB	AVG	WP	HBP	BK	SFA	SHA
32	Carson Mayfield	3.69	1	0	6	6	0	0/0	0	31.2	17	16	13	11	27	1	1	5	109	.156	5	10	0	0	1
37	Huxley Holcombe	9.32	2	0	6	4	0	0/0	0	28.0	34	32	29	18	18	6	0	4	106	.321	0	5	1	1	5
21	John Gerfen	0.00	0	0	1	0	0	0/0	0	0.0	0	0	0	0	0	0	0	0	0	.000	0	0	0	0	0
34	Ethan Van Sice	0.00	0	0	1	0	0	0/0	0	0.1	0	0	0	0	0	0	0	0	1	.000	0	0	0	0	0
42	Josh Shea	5.40	1	0	5	0	0	0/0	0	5.0	6	3	3	3	4	1	1	0	21	.286	0	0	0	0	0
36	Nathaniel Jennewein	5.91	1	0	6	0	0	0/0	0	10.2	10	8	7	10	7	2	0	2	39	.256	2	1	0	1	0
12	Ryan Porter	6.10	2	0	7	0	0	0/0	0	10.1	11	8	7	9	7	1	1	2	40	.275	0	3	0	0	1
3	Chris Ellison	8.27	0	3	5	4	0	0/0	1	16.1	16	19	15	18	6	2	0	2	61	.262	2	3	1	0	2
26	John Hegarty	10.54	0	2	8	0	0	0/0	1	13.2	23	16	16	8	13	5	1	1	59	.390	3	4	0	2	1
44	Sam Keene	10.97	1	0	6	1	0	0/0	1	10.2	8	13	13	14	7	0	1	1	36	.222	3	1	0	1	2
30	William Jaun	14.21	0	2	6	0	0	0/0	2	6.1	5	10	10	13	8	0	0	1	25	.200	0	0	0	0	0
16	Noah Keller	20.03	1	1	7	2	0	0/0	0	10.1	13	23	23	22	6	3	0	4	37	.351	4	4	0	3	2
18	TJ Swidorski	20.25	0	0	3	0	0	0/0	0	1.1	0	3	3	3	0	0	0	0	5	.000	2	2	0	0	0
28	Max Foster	27.00	0	0	1	0	0	0/0	0	0.1	1	1	1	0	1	0	0	1	2	.500	0	0	0	0	0
TOTALS		8.69	9	8	17	0	0	5	145.0	144	152	140	129	104	21	5	23	541	.266	21	33	2	8	14	
OPPONENTS		7.01	8	9	17	0	0	2	149.0	167	136	116	101	141	35	4	21	603	.277	17	29	4	10	5	

2025 CORNELL IVY LEAGUE STATISTICS

Overall9-8

Home2-1

Away7-5

Neutral0-2

Ivy League4-2

BATTING STATISTICS

#	PLAYER	AVG	GP	GS	AB	R	H	2B	3B	HR	RBI	TB	SLG%	BB	HBP	SO	GDP	OB%	SF	SH	SB	ATT
1	John Quinlan	.409	6	6	22	9	9	3	0	0	8	12	.545	8	1	5	0	.563	1	0	3	3
30	William Jaun	.348	6	5	23	5	8	2	0	0	4	10	.435	3	0	4	0	.423	0	0	0	0
19	Mark Quatrani	.333	6	6	24	4	8	3	0	1	10	14	.583	1	3	3	0	.400	2	0	1	1
15	Owen Carlson	.278	5	5	18	5	5	1	1	0	2	8	.444	3	0	4	1	.364	1	1	0	0
12	Ryan Porter	.261	5	5	23	3	6	2	0	1	2	11	.478	0	1	9	0	.292	0	0	1	1
4	Caden Wildman	.261	6	6	23	5	6	2	0	0	4	8	.348	3	0	2	0	.333	1	1	3	3
18	TJ Swidorski	.250	2	1	4	1	1	1	0	0	0	2	.500	0	0	1	0	.250	0	0	0	0
20	Kevin Hager	.227	6	6	22	5	5	1	0	0	3	6	.273	5	2	3	0	.400	1	0	1	1
7	Max Jensen	.190	6	6	21	7	4	2	0	1	6	9	.429	6	3	5	1	.433	0	0	1	2
22	Jakobi Davis	.167	6	6	18	5	3	0	0	0	4	3	.167	10	0	7	0	.464	0	0	4	4
31	Ryan Dillon	.000	1	1	2	0	0	0	0	0	0	0	.000	0	0	1	0	.000	0	0	0	0
6	Kyle Musser	.000	1	1	2	0	0	0	0	0	0	0	.000	0	0	2	0	.000	0	0	0	0
8	Luke Johnson	.000	1	0	2	0	0	0	0	0	0	0	.000	0	0	0	0	.000	0	0	0	0
23	Jayden Shin	.000	1	0	1	0	0	0	0	0	0	0	.000	0	0	1	0	.000	0	0	0	0
2	Mason Barela	.000	1	0	0	0	0	0	0	0	0	0	.000	0	1	0	0	1.000	0	0	0	0
TOTALS		.268	6		205	49	55	17	1	3	43	83	.405	39	11	47	2	.402	6	2	14	15
OPPONENTS		.227	6		181	46	41	5	2	4	38	62	.343	42	14	31	4	.406	2	9	14	19

PITCHING STATISTICS

#	PLAYER	ERA	W	L	APP	GS	CG	SHO	SV	IP	H	R	ER	BB	SO	2B	3B	HR	AB	AVG	WP	HBP	BK	SFA	SHA
30	William Jaun	0.00	0	0	1	0	0	0/0	1	1.0	0	0	0	1	1	0	0	0	4	.000	0	0	0	0	0
34	Ethan Van Sice	0.00	0	0	1	0	0	0/0	0	0.1	0	0	0	0	0	0	0	0	1	.000	0	0	0	0	0
42	Josh Shea	2.70	1	0	2	0	0	0/0	0	3.1	2	1	1	2	1	1	0	0	12	.167	0	0	0	0	0
12	Ryan Porter	4.91	1	0	2	0	0	0/0	0	3.2	2	2	2	4	1	0	0	1	13	.154	0	1	0	0	0
32	Carson Mayfield	5.73	0	0	2	2	0	0/0	0	11.0	5	7	7	5	12	1	1	0	37	.135	5	6	0	0	0
37	Huxley Holcombe	6.17	2	0	2	2	0	0/0	0	11.2	9	9	8	8	8	2	0	0	37	.243	0	2	1	1	4
44	Sam Keene	6.43	0	0	2	1	0	0/0	1	7.0	6	5	5	5	3	0	0	1	24	.250	2	1	0	0	2
3	Chris Ellison	7.20	0	1	2	1	0	0/0	1	5.0	4	7	4	6	1	0	0	1	19	.211	0	0	0	0	0
26	John Hegarty	11.12	0	1	2	0	0	0/0	0	5.2	10	7	7	2	3	0	1	0	25	.400	1	1	0	0	1
16	Noah Keller	18.90	0	0	3	0	0	0/0	0	3.1	3	7	7	8	1	1	0	1	9	.333	2	2	0	1	2
18	TJ Swidorski	∞	0	0	1	0	0	0/0	0	0.0	0	1	1	1	0	0	0	0	0	.000	1	1	0	0	0
TOTALS		7.27	4	2		6	0	0	3	52.0	41	46	42	42	31	5	2	4	181	.227	12	14	1	2	9
OPPONENTS		7.79	2	4		6	0	0	1	52.0	55	49	45	39	47	17	1	3	205	.268	8	11	0	6	2

GAME-BY-GAME INFORMATION

DATE	OPPONENT	SCORE/	CORNELL				OPPONENT											TIME ATT.
		TIME (ET)	R	H	E	LOB	R	H	E	LOB	REC	IVY	POS	GB	WIN	LOSS	SAVE	
2/21	at Duke	W, 11-8	11	11	0	9	8	6	3	4	1-0	—	—	—	Mayfield (1-0)	Johnson (0-2)	—	3:04 334
2/22	at Duke	L, 2-16	2	6	0	9	16	13	0	12	1-1	—	—	—	Higgins (1-0)	Keller (0-1)	—	3:17 443
2/23	at Duke	L, 1-18	1	8	0	11	18	12	1	3	1-2	—	—	—	Nard (1-0)	Ellison (0-1)	—	3:01 431
3/1	at UMBC	W, 8-7 (10)	8	9	1	11	7	10	5	8	2-2	—	—	—	Porter (1-0)	Kelly (0-1)	—	3:06 247
3/1	at UMBC	W, 16-13 (7)	16	11	1	10	13	6	5	7	3-2	—	—	—	Jennewein (1-0)	Bell (0-1)	Jaun (1)	3:04 279
3/2	at UMBC	GAME CANCELED (NO MAKEUP SCHEDULED)																
3/7	vs. Michigan St.	L, 2-3	2	8	2	11	3	6	1	5	3-3	—	—	—	Horvath (2-1)	Jaun (0-1)	—	2:51 235
3/8	vs. UAB	L, 12-13	12	13	2	9	13	10	2	10	3-4	—	—	—	Ellis (1-0)	Jaun (0-2)	Olson (4)	4:01 207
3/9	at Winthrop	L, 4-10	4	8	2	10	10	11	1	8	3-5	—	—	—	Gilley (2-1)	Ellison (0-2)	—	2:53 895
3/15	at Towson	L, 5-6	5	5	0	6	6	10	1	9	3-6	—	—	—	Nabholz (2-0)	Hegarty (0-1)	—	3:15 150
3/15	at Towson	W, 18-7 (8)	18	20	0	12	7	10	1	8	4-6	—	—	—	Keller (1-1)	Luczak (1-1)	—	3:13 150
3/16	at Towson	W, 8-5	8	14	1	7	5	9	2	13	5-6	—	—	—	Keene (1-0)	DeProspero (1-2)	Hegarty (1)	3:00 83
3/22	at Yale	11:30 a.m.	13	17	0	15	12	7	2	5	6-6	1-0	T-1st	+1.0	Porter (2-0)	Evans (1-1)	—	3:57 136
3/22	at Yale	2:30 p.m.	7	10	1	11	4	4	2	8	7-6	2-0	T-1st	+2.0	Holcombe (1-0)	Cohen (1-2)	Keene (1)	3:03 126
3/23	at Yale	12 p.m.	3	6	2	12	9	5	3	6	7-7	2-1	4th	-1.0	Ohman (2-0)	Ellison (0-3)	—	3:00 115
3/25	BINGHAMTON	GAME CANCELED (NO MAKEUP SCHEDULED)																
3/28	BROWN	L, 4-5	4	5	0	7	5	10	1	10	7-8	2-2	4th	-1.5	Dubie (2-1)	Hegarty (0-2)	Keel (1)	2:29 45
3/29	BROWN	W, 9-6	9	5	1	5	6	6	0	8	8-8	3-2	4th	-1.5	Holcombe (2-0)	Trout (0-4)	Ellison (1)	2:55 90
3/29	BROWN	W, 13-10 (7)	13	12	2	9	10	9	2	9	9-8	4-2	T-2nd	-1.0	Shea (1-0)	Kline (1-1)	Jaun (2)	3:45 75
4/4	at Columbia	11:30 a.m.																
4/4	at Columbia	2:30 p.m.																
4/5	at Columbia	12 p.m.																
4/8	at Bucknell	3:30 p.m.																
4/12	PENN	11:30 a.m.																
4/12	PENN	2:30 p.m.																
4/13	PENN	1 p.m.																
4/15	at Binghamton	6:30 p.m.																
4/19	at Harvard	11:30 a.m.																
4/19	at Harvard	2:30 p.m.																
4/20	at Harvard	12 p.m.																
4/26	at Dartmouth	11:30 a.m.																
4/26	at Dartmouth	2:30 p.m.																
4/27	at Dartmouth	12 p.m.																
4/29	at Binghamton	6:30 p.m.																
5/3	PRINCETON	11:30 a.m.																
5/3	PRINCETON	2:30 p.m.																
5/4	PRINCETON	12 p.m.																

2025 CORNELL BASEBALL TV / PHOTO ROSTER



1

JOHN QUINLAN

OF • S/R • 5-9 • 185 • Sr.
Menlo Park, Calif.



2

MASON BARELA

C/INF • R/R • 5-9 • 195 • Fr.
Jupiter, Fla.



3

CHRIS ELLISON

RHP • R/R • 6-0 • 190 • Sr.
Howell, N.J.



4

CADAN WILDMAN

OF • R/R • 6-3 • 215 • Jr.
Woodbury, Minn.



5

TYLER BEAULIEU

OF • R/R • 6-1 • 175 • Fr.
Berwyn, Pa.



6

KYLE MUSSER

OF • R/R • 5-10 • 182 • Sr.
Lititz, Pa.



7

MAX JENSEN

INF • L/R • 6-3 • 210 • Sr.
Burke, Va.



8

LUKE JOHNSON

INF • R/R • 6-1 • 180 • So.
Coto de Caza, Calif.



9

GRAHAM BIBEN

RHP • R/R • 6-0 • 170 • So.
New York, N.Y.



11

MATTHEW WALTERS

OF • R/R • 5-11 • 195 • Jr.
Granbury, Texas



12

RYAN PORTER

OF/RHP • R/R • 6-0 • 185 • Sr.
Houston, Texas



13

ETHAN HAMILL

RHP • R/R • 6-3 • 200 • Jr.
Chester, Va.



15

OWEN CARLSON

INF • L/R • 5-11 • 180 • So.
Los Angeles, Calif.



16

NOAH KELLER

LHP • L/L • 6-1 • 210 • Jr.
Goodrich, Mich.



17

GUS MAGILL

RHP • R/R • 6-0 • 200 • Fr.
New York, N.Y.



18

TJ SWIDORSKI

INF • R/R • 6-0 • 185 • Jr.
Woodbury, Minn.



19

MARK QUATRANI

C • R/R • 5-11 • 200 • So.
Springfield, Pa.



20

KEVIN HAGER

INF • R/R • 6-0 • 190 • So.
Berkeley Heights, N.J.



21

JOHN GERFEN

LHP • R/L • 6-0 • 195 • Jr.
Brewster, N.Y.



22

JAKOBI DAVIS

OF • L/L • 6-4 • 210 • Sr.
Sarasota, Fla.



23

JAYDEN SHIN

INF • L/R • 6-2 • 205 • Fr.
Pennington, N.J.



25

BECK UROFSKY

INF • R/R • 6-4 • 225 • Jr.
Silver Spring, Md.



26

RYAN HEGARTY

RHP • L/R • 6-5 • 200 • Fr.
Needham, Mass.



28

MAX FOSTER

RHP • R/R • 6-3 • 210 • So.
Bethel, Conn.



29

WILL SIWINSKI

LHP • R/L • 6-3 • 195 • Fr.
San Francisco, Calif.



30

WILLIAM JAUN

1B/LHP • L/L • 6-3 • 225 • Sr.
Loveland, Ohio



31

RYAN DILLON

C • R/R • 6-2 • 185 • Fr.
Marlborough, Mass.



32

CARSON MAYFIELD

RHP • R/R • 6-5 • 225 • Jr.
Annandale, Va.



34

ETHAN VAN SICE

RHP • R/R • 5-9 • 170 • So.
Arlington, Va.



36

NATHANIEL JENNEW EIN

LHP • R/L • 5-11 • 180 • So.
Tampa, Fla.



37

HUXLEY HOLCOMBE

LHP • L/L • 6-6 • 180 • So.
Worcester, Mass.



38

BRAEDON JOHNSON

LHP • L/L • 6-3 • 220 • Fr.
Otego, N.Y.



40

TAVIAN RAMOS

RHP • R/R • 6-2 • 180 • Fr.
Nee nah, Wis.



41

JACKSON MARKO

C • R/R • 5-10 • 175 • Jr.
Syracuse, N.Y.



42

JOSH SHEA

RHP • R/R • 5-11 • 175 • Jr.
Cortlandt Manor, N.Y.



43

ETHAN MCHUGH

RHP • R/R • 5-9 • 165 • Jr.
Annandale, N.J.



44

SAM KEENE

LHP • L/L • 6-4 • 200 • Fr.
Cohasset, Mass.



24

DAN PEPICELLI

Head Coach
10th Season



14

TOM FORD

Associate Head Coach
35th Season at Cornell



27

JOHN TOPPA


Assistant Coach
4th Season



35

ROBBY FARIS

Assistant Coach
1st Season



35

GRACE DeSTEFANO

Athletic Trainer
3rd Season