

CORNELL BIG RED

2025 BASEBALL GAME NOTES

6 IVY LEAGUE REGULAR-SEASON CHAMPIONSHIPS | 7 ALL-AMERICANS | 60 FIRST TEAM ALL-IVY SELECTIONS

2025 SCHEDULE

FEBRUARY (1-2)

21	at #17 Duke (DH) (ACCNX)	W, 11-8
22	at #17 Duke (DH) (ACCNX)	L, 2-16
23	at #17 Duke (ACCNX)	L, 1-18

MARCH (8-6, 4-2 IVY)

1	at UMBC (DH) (AmericaEast.tv)	W, 8-7 (10 inn.)
1	at UMBC (DH) (AmericaEast.tv)	W, 16-13
2	at UMBC (AmericaEast.tv)	Canceled

FIRST PITCH INVITATIONAL (GREENVILLE, S.C.)

7	vs. Michigan State (ESPN+)	L, 2-3
8	vs. UAB (ESPN+)	L, 12-13
9	at Winthrop (ESPN+)	L, 4-10
15	at Towson (DH)	L, 5-6
15	at Towson (DH)	W, 18-7 (8 inn.)
16	at Towson (FloBaseball)	W, 8-5
22	at Yale* (DH) (ESPN+)	W, 13-12 (10 inn.)
22	at Yale* (DH) (ESPN+)	W, 7-4
23	at Yale* (DH) (ESPN+)	L, 3-9
25	BINGHAMTON (ESPN+)	Canceled
28	BROWN* (DH) (ESPN+)	L, 4-5
28	BROWN* (DH) (ESPN+)	W, 9-6
29	BROWN* (ESPN+)	W, 13-10 (7 inn.)

APRIL (2-11, 2-10 IVY)

4	at Columbia* (DH) (ESPN+)	L, 1-10
4	at Columbia* (DH) (ESPN+)	W, 7-3
5	at Columbia* (ESPN+)	L, 9-13
8	at Bucknell (ESPN+)	Canceled
13	PENN* (DH) (ESPN+)	L, 3-4
13	PENN* (DH) (ESPN+)	L, 4-9
14	PENN* (ESPN+)	L, 1-16
15	at Binghamton (ESPN+)	L, 5-8
19	at Harvard* (DH) (ESPN+)	L, 5-8
19	at Harvard* (DH) (ESPN+)	L, 8-9
20	at Harvard* (ESPN+)	W, 14-13
25	at Dartmouth* (ESPN+)	L, 3-5
27	at Dartmouth* (DH) (ESPN+)	L, 2-3
27	at Dartmouth* (DH) (ESPN+)	L, 4-7
29	at Binghamton (ESPN+)	6:30 p.m.

MAY

3	PRINCETON* (DH) (ESPN+)	11:30 a.m.
3	PRINCETON* (DH) (ESPN+)	2:30 p.m.
4	PRINCETON* (ESPN+)	12 p.m.

All game times Eastern, subject to change

* - Denotes Ivy League contest

Bold Red CAPS denotes home game

CORNELL BIG RED

AT

BINGHAMTON BEARCATS

GAME NO. 31 | TUESDAY, APRIL 29 | VESTAL, N.Y. | BEARCATS BASEBALL COMPLEX | CORNELL LEADS SERIES, 28-20-1

11-19 OVERALL **6-12** IVY LEAGUE **—/—/—** RANKS (D1B/NCBWA/USAT)

Dan Pepicelli 21ST SEASON AS HEAD COACH **112-186-1 (.376)** 10TH SEASON AT CORNELL

20-19 OVERALL **9-9** AMERICA EAST **—/—/—** RANKS (D1B/NCBWA/USAT)

Tim Sinicki 33RD SEASON AS HEAD COACH **713-739-9 (.491)** 33RD SEASON AT BINGHAMTON

GAME INFORMATION

BROADCAST INFO

ESPN+

Play-by-Play: Jason Weinstein

Live Stats: cornellbigred.com

PROBABLE STARTING PITCHERS

LHP
William Jaun
(0-2, 8.53)

RHP
Brady Bouchard
(2-3, 9.73)

TONIGHT'S FORECAST

☁️ 78° 🌧️ 8:01

Temperature: 84° high | 48° low
Forecast: Cloudy, 30% chance of rain
Winds: SW 10-15 mph

FIRST PITCH

► The Cornell baseball team (11-19, 6-12 Ivy League) concludes its eight-game road trip this evening when it travels south on Interstate 81 to square off against its Central New York rival Binghamton (20-19, 9-9 America East) at the Bearcats Baseball Complex.

► First pitch is scheduled for 6:30 p.m., with game action being streamed live on ESPN+.

WEEKEND REWIND

► Cornell is coming off being swept in a three-game weekend series at Dartmouth in Hanover, N.H., losing all three games by three runs or less.

► The Big Red pitching staff posted a 3.75 ERA, 1.25 WHIP, and averaged 3.75 walks per 9 innings, all of which were season lows for three-game weekend series. As a team, Cornell held Dartmouth to a .233 batting average on the weekend, the second-lowest weekend total, trailing the .180 figure posted in the Big Red's Ivy League-opening series against Yale.

► Sophomore left-handed pitcher **HUXLEY HOLCOMBE** shined in his start on Saturday, recording his third quality start of the season after allowing 1R/ER and scattering five hits over 6.0IP with 2BB and 4K. Junior right-hander **CARSON MAYFIELD** was the hard-luck losing pitcher on Friday, allowing 5R/ER on 5H in a career-high 7.1IP with 6K and 1BB. Freshman right-handed pitcher **GUS MAGILL** hurled four scoreless innings of relief on Sunday with 2H and 1K.

► Sophomore infielder **LUKE JOHNSON** paced Cornell's offense with his team-leading .400 batting average, going 4-for-10 with two home runs and four RBI. Senior outfielder **JAKOBI DAVIS** also hit two home runs on the weekend as part of his 3-for-11 (.364) weekend. Junior outfielder **CADEN WILDMAN** also logged a home run for the Big Red in the series.

ALL ROAD TRIPS LEAD TO HOME

► Cornell is concluding its eight-game road trip where it began this evening. It was the Big Red's longest stretch of true road games in the middle of a season since it also played eight straight road contests during the 2022 season.

► The road trip in 2022 began when the Big Red registered an impressive 11-10 come-from-behind road victory against Canisius on April 5, where it avenged a 10-3 third-inning deficit. The Big Red then traveled to Princeton (April 9-10) for a three-game series, which the Tigers claimed thanks to a 10-6 victory in the rubber match. After losing a midweek contest to Binghamton, 5-3, on April 12, the Big Red concluded the road swing being swept in a three-game series against Penn (April 16-17).

► Cornell is tied with Manhattan and North Dakota State for the second-fewest percentage of home games played this season (20.0 percent). Only North Alabama (9.8 percent) has played fewer home games this season, as the Lions' brand-new baseball facility hosted its first game on April 17, that began a season-ending 11-game homestand. The Big Red's six home games are the second-fewest played in Division I baseball, also trailing North Alabama (four).

NCAA LEADERS

FEWEST AMOUNT OF HOME GAMES PLAYED This Season (as of 4/28/25)

SCHOOL	GP	REC.	HGP	REC
North Alabama	41	15-26	4	2-2
► Cornell	30	11-19	6	2-4
Bradley	38	9-29	8	2-6
Manhattan	40	14-26	8	1-7
North Dakota State	40	14-26	8	5-3
St. Thomas	38	21-17	8	7-1
Butler	43	14-29	9	4-5
Princeton	38	10-28	9	5-4

FEWEST PERCENTAGE OF HOME GAMES This Season (as of 4/28/25)

SCHOOL	GP	HGP	HGP PCT
North Alabama	41	4	9.8%
► Cornell	30	6	20.0%
Manhattan	40	8	20.0%
North Dakota St.	40	8	20.0%
Butler	43	9	20.9%



MEDIA CONTACT

MARSHALL HAIM

Assistant Director of Athletic Communications

✉️ mh2348@cornell.edu

☎️ (716) 465-4945 (mobile)

2025 CORNELL BASEBALL ROSTER

#	NAME	POS	B/T	HT	WT	YR	HOMETOWN / HIGH SCHOOL
1	John Quinlan	OF	S/R	5-9	185	Sr.	Menlo Park, Calif. / Menlo-Atherton
2	Mason Barela	C/INF	R/R	5-9	195	Fr.	Jupiter, Fla. / Jupiter
3	Chris Ellison	RHP	R/R	6-0	190	Sr.	Howell, N.J. / Howell
4	Caden Wildman	OF	R/R	6-3	215	Jr.	Woodbury, Minn. / East Ridge
5	Tyler Beaulieu	OF	R/R	6-1	175	Fr.	Berwyn, Pa. / Episcopal Academy
6	Kyle Musser	OF	R/R	5-10	182	Sr.	Lititz, Pa. / Manheim Township
7	Max Jensen	INF	L/R	6-3	210	Sr.	Burke, Va. / Lake Braddock
8	Luke Johnson	INF	R/R	6-1	180	So.	Coto de Caza, Calif. / Santa Margarita Catholic
9	Graham Biben	RHP	R/R	6-0	170	So.	New York, N.Y. / Riverdale Country School
11	Matthew Walters	OF	R/R	5-11	195	Jr.	Granbury, Texas / Granbury
12	Ryan Porter	OF/RHP	R/R	6-0	185	Sr.	Houston, Texas / Paetow
13	Ethan Hamill	RHP	R/R	6-3	200	Jr.	Chester, Va. / Thomas Dale
15	Owen Carlson	INF	L/R	5-11	180	So.	Los Angeles, Calif. / Harvard-Westlake School
16	Noah Keller	LHP	L/L	6-1	210	Jr.	Goodrich, Mich. / Goodrich
17	Gus Magill	RHP	R/R	6-0	200	Fr.	New York, N.Y. / Fordham Preparatory School
18	TJ Swidorski	INF	R/R	6-0	185	Jr.	Woodbury, Minn. / East Ridge
19	Mark Quatrani	C	R/R	5-11	200	So.	Springfield, Pa. / The Haverford School
20	Kevin Hager	INF	R/R	6-0	190	So.	Berkeley Heights, N.J. / Delbarton School
21	John Gerfen	LHP	R/L	6-0	195	Jr.	Brewster, N.Y. / Brewster
22	Jakobi Davis	OF	L/L	6-4	210	Sr.	Sarasota, Fla. / Sarasota Riverview
23	Jayden Shin	INF	L/R	6-2	205	Fr.	Pennington, N.J. / Hopewell Valley
25	Beck Urofsky	INF	R/R	6-4	225	Jr.	Silver Spring, Md. / Bethesda-Chevy Chase
26	John Hegarty	RHP	L/R	6-5	200	Fr.	Needham, Mass. / St. Mark's School
28	Max Foster	RHP	R/R	6-3	210	So.	Bethel, Conn. / Bethel
29	Will Siwinski	LHP	R/L	6-3	195	Fr.	San Francisco, Calif. / St. Ignatius College Prep
30	William Jaun	1B/LHP	L/L	6-3	225	Sr.	Loveland, Ohio / St. Xavier
31	Ryan Dillon	C	R/R	6-2	185	Fr.	Marlborough, Mass. / Marlborough
32	Carson Mayfield	RHP	R/R	6-5	225	Jr.	Annandale, Va. / Bishop O'Connell
34	Ethan Van Sice	RHP	R/R	5-9	170	So.	Arlington, Va. / Gonzaga College [D.C.]
36	Nathaniel Jennewein	LHP	R/L	5-11	180	So.	Tampa, Fla. / T.R. Robinson
37	Huxley Holcombe	LHP	L/L	6-6	180	So.	Worcester, Mass. / Worcester Academy
38	Braeden Johnson	LHP	L/L	6-3	220	Fr.	Otego, N.Y. / Unatego
40	Tavian Ramos	RHP	R/R	6-2	180	Fr.	Neenah, Wis. / Neenah
41	Jackson Marko	C	R/R	5-10	175	Jr.	Syracuse, N.Y. / Christian Brothers Academy
42	Josh Shea	RHP	R/R	5-11	175	Jr.	Cortlandt Manor, N.Y. / Hendrick Hudson
43	Ethan McHugh	RHP	R/R	5-9	165	Jr.	Annandale, N.J. / North Hunterdon
44	Sam Keene	LHP	L/L	6-4	200	Fr.	Cohasset, Mass. / Boston College HS

PITCHERS (16)			
3	Chris Ellison	R/R	Sr.
9	Graham Biben	R/R	So.
13	Ethan Hamill	R/R	Jr.
16	Noah Keller	L/L	Jr.
17	Gus Magill	R/R	Fr.
21	John Gerfen	R/L	Jr.
26	John Hegarty	L/R	Fr.
28	Max Foster	R/R	So.
29	Will Siwinski	R/L	Fr.
32	Carson Mayfield	R/R	Jr.
34	Ethan Van Sice	R/R	So.
36	Nathaniel Jennewein	R/L	So.
37	Huxley Holcombe	L/L	So.
38	Braeden Johnson	L/L	Fr.
40	Tavian Ramos	R/R	Fr.
42	Josh Shea	R/R	Jr.
43	Ethan McHugh	R/R	Jr.
44	Sam Keene	L/L	Fr.

CATCHERS (4)			
2	Mason Barela	R/R	Fr.
19	Mark Quatrani	R/R	So.
31	Ryan Dillon	R/R	Fr.
41	Jackson Marko	R/R	So.

INFELDERS (6)			
7	Max Jensen	L/R	Sr.
8	Luke Johnson	R/R	So.
15	Owen Carlson	L/R	So.
18	TJ Swidorski	R/R	Jr.
20	Kevin Hager	R/R	So.
23	Jayden Shin	L/R	Fr.
25	Beck Urofsky	R/R	Jr.

OUTFIELDERS (5)			
1	John Quinlan	S/R	Sr.
4	Caden Wildman	R/R	Jr.
5	Tyler Beaulieu	OF	Fr.
6	Kyle Musser	R/R	Sr.
11	Matthew Walters	R/R	Jr.
22	Jakobi Davis	L/L	Jr.

UTILITY (2)			
12	Ryan Porter	R/R	Sr.
30	William Jaun	L/L	Jr.

COACHING AND SUPPORT STAFF

Head Coach:	Dan Pepicelli
Associate Head Coach:	Tom Ford
Assistant Coach:	John Toppa
Assistant Coach:	Robby Faris
Athletic Trainer:	Grace DeStefano
Strenght & Conditioning:	Chris Van Alstyne
Equipment Manager:	Graig Lyon

PRUH-NUHN-SEE-AY-SHN GUIDE















2	Mason Barela	buh-RELL-uh
5	Tyler Beaulieu	BOWL-yoo
6	Kyle Musser	MUH-sihr
9	Graham Biben	BYE-bin
17	Gus Magill	muh-GIHL
18	TJ Swidorski	swih-DOOR-skee
19	Mark Quatrani	QU-trah-knee
20	Kevin Hager	HAY-gher
21	John Gerfen	guhr-FIN
25	Beck Urofsky	yuhr-OFF-skee
29	Will Siwinski	sih-WIHN-skee
30	William Jaun	JOHN
34	Ethan Van Sice	van SIYS
36	Nathaniel Jennewein	jehn-IH-wine
37	Huxley Holcombe	hohl-CUMB
40	Tavian Ramos	TAY-vee-ihn
HC	Dan Pepicelli	PEP-ih-sell-ee
AC	John Toppa	TOE-puh
AT	Grace DeStefano	dee-STIH-fah-no

ROSTER BREAKDOWN

BY CLASS

FRESHMAN (10)	SOPHOMORES (9)	JUNIORS (11)	SENIORS (7)
2 Barela	8 L.Johnson	4 Wildman	1 Quinlan
5 Beaulieu	9 Biben	11 Walters	3 Ellison
17 Magill	15 Carlson	13 Hamill	6 Musser
23 Shin	19 Quatrani	16 Keller	7 Jensen
26 Hegarty	20 Hager	18 Swidorski	12 Porter
29 Siwinski	28 Foster	21 Gerfen	22 Davis
31 Dillon	34 Van Sice	25 Urofsky	30 Jaun
38 B.Johnson	36 Jennewein	32 Mayfield	
40 Ramos	37 Holcombe	41 Marko	
44 Keene		42 Shea	
		43 McHugh	

BY STATE

 New York	6	 Florida	3	 Maryland	1
 California	4	 Pennsylvania	3	 Michigan	1
 Massachusetts	4	 Minnesota	2	 Ohio	1
 New Jersey	4	 Texas	2	 Wisconsin	1
 Virginia	4	 Connecticut	1		

CORNELL QUICK FACTS

GENERAL INFORMATION

Location:	Ithaca, N.Y.
Enrollment:	26,284 (16,071 undergraduate)
Founded:	1865
Nickname:	Big Red
School Colors:	Carnelian Red (Pantone 187) and White
Conference:	Ivy League
Interim President:	Michael I. Kotlikoff
Meakam Smith Director of Athletics:	Dr. Nicki Moore
Athletics Website:	CornellBigRed.com
Facebook:	/CornellSports
Instagram:	@CornellSports @cornellbsb
X:	@CornellSports @CornellBaseball

HISTORY

Seasons of Baseball:	154th
First Season:	1869
All-Time Record (Win Pct.):	1773-2030-34 (.467)
Ivy League Regular-Season Titles (last):	6 (2012)
Ivy League Championship Titles (last):	1 (2012)
Ivy League Tournament Appearances (last):	1 (2024)
NCAA Tournament Appearances (last):	2 (2012)
Most Consecutive NCAA Appearances:	N/A
College World Series Appearances (last):	None
National Championships:	None
NCAA Tournament Record:	2-4 (.333)

BOOTH FIELD

Year Opened (Season):	2023 (3rd)
Dimensions:	318' (LF/RF), 390' (CF), 397' (LCF/RCF)
Capacity:	500
All-Time Record:	10-14 (.417)
Under Dan Pepicelli:	10-14 (.417)

COACHING STAFF

Head Coach:	Dan Pepicelli (Cortland '90)
Overall Record:	333-363-3 (.479)
Record at Cornell:	112-186-1 (.376)
Associate Head Coach:	Tom Ford (Ithaca '79)
Assistant Coach:	John Toppa (UConn '19)
Assistant Coach:	Robby Faris (Johns Hopkins '20)

2024 IN REVIEW

Overall Record:	17-21 (.447)
Ivy League Record (Finish):	11-10 (.524) — 3rd
Home Record:	7-5 (.583)
Road Record:	8-14 (.364)
Neutral Record:	2-2 (.500)
Ivy League Tournament:	No. 3 seed / Champ. Round Lost to Penn in Championship Round, 11-9 & 12-6
NCAA Tournament:	Not selected
D1Baseball.com Poll Ranking (final):	N/A
NCBWA Poll Ranking (final):	N/A
USA Today Poll Ranking (final):	N/A

2025 TEAM INFORMATION

Letterwinners Returning / Lost:	18 / 6
Newcomers:	11
Fr / So / Jr / Sr:	10 / 8 / 11 / 7

ATHLETIC COMMUNICATIONS

Jeremy Hartigan	
Sr. Associate Director of Athletics for Communications	
Marshall Haim	
Assistant Director of Athletic Communications (BSB)	
Phone:	(716) 465-4945
Email:	mh2348@cornell.edu
Shawn Gillen	
Assistant Director of Athletic Communications	
Aaron Kelly	
Assistant Director of Athletic Communications	
Sydney Duenckel	
Athletic Communications Intern	

CORNELL
BASEBALL

SCOUTING REPORT



as of 4/28/25



4	180	.272	BATTING AVG.	>>	.284	118	2
4	168	.381	ON-BASE PCT.	>>	.400	86	1
3	140	.439	SLUGGING PCT.	>>	.457	107	1
4	145	6.73	RUNS (AVG.)		6.64	154	2
3	125	9.53	HITS (AVG.)		9.26	151	3
2	95	1.20	HOME RUNS (AVG.)	>>	1.21	92	1
—	—	8.40	STRIKEOUTS (AVG.)	>>	6.97	—	—
2	94	4.97	WALKS (AVG.)		5.00	85	2
3	128	1.30	STEALS (AVG.)		0.72	267	7
8	267	8.33	ERA	>>	6.37	179	4
7	247	1.86	WHIP	>>	1.67	171	3
8	272	6.37	STRIKEOUTS (AVG.)	>>	6.67	253	6
—	—	.280	OPP. AVERAGE		.295	—	—
1	56	.975	FIELDING PCT.		.974	70	1

BATTING LEADERS

	CORNELL	AVG	OBP	SLG	OPS
19	Mark Quatrani	.333	.448	.521	.969
12	Ryan Porter	.314	.366	.628	.994
4	Caden Wildman	.287	.386	.435	.821
20	Kevin Hager	.282	.410	.400	.810
15	Owen Carlson	.265	.361	.304	.665



BINGHAMTON

	BINGHAMTON	AVG	OBP	SLG	OPS
31	Zach Rogacki	.362	.442	.596	1.038
28	Matt Bolton	.354	.449	.506	.955
1	Devan Bade	.347	.433	.600	1.033
25	Freddy Forgione	.333	.455	.548	1.003
30	Evin Sullivan	.307	.425	.591	1.016

BROOKS WALLACE WATCH LIST

- Sophomore shortstop **KEVIN HAGER** was named to the watch list for the Brooks Wallace Player of the Year Award, as announced by the College Baseball Foundation last Friday afternoon (April 18).
- Awarded annually to the nation's top shortstop, Hager was one of three Ivy League shortstops named to the watch list, joining Penn junior Davis Baker and Columbia junior Sam Miller. The trio from the Ancient Eight represented three of the 100 players on the list, which features athletes delivering exceptional offensive and defensive performances.
- The award is named for former Texas Tech shortstop Brooks Wallace, who played for the Red Raiders from 1977-80 and died of leukemia at the age of 27.
- "It's a great time of the year when we start diving into looking at all the shortstops from around the country and who might best represent the Brooks Wallace Award this year," said **LARRY WALLACE**, co-chair of the Brooks Wallace Award. "This list doesn't disappoint with some stellar offensive numbers along with some outstanding gloves to represent the shortstop position."

STAYING STRONG IN THE FIELD

- Building on its program-record .975 fielding percentage (35 errors in 1,407 chances) from last season, Cornell has continued its fielding success into the 2025 campaign, committing only 27 errors in 1,093 opportunities (.975 fielding percentage).
- The Big Red's fielding percentage ranks 56th in Division I baseball following Sunday's contests, surpassing all Ivy League programs in fielding percentage by five points (Dartmouth — .970).
- Cornell's 27 errors are tied with Arkansas and Dallas Baptist for the fifth-fewest miscues in Division I baseball. Only Charlotte (24), Ball State (25), Vanderbilt (25), and UTRGV (26) have recorded fewer errors. The Big Red has seven fewer errors than Dartmouth (34), which holds second place in the Ancient Eight.
- Since last season, Cornell has a fielding percentage of .975 (62E in 2,500 fielding opportunities), ranking 48th among Division I programs. The Big Red has a seven-point lead over Penn (.968 — 96 errors in 2,978 fielding chances) for the highest fielding percentage in the Ivy League.
- Cornell's 62 errors committed since last season ranks behind Notre Dame (59) for the fewest miscues in Division I baseball. The Big Red is one of six programs to have registered fewer than 70 errors, joining Notre Dame, Arkansas (66), Dallas Baptist (66), Northwestern (68), and Cal Poly (69).

NCAA LEADERS

FEWEST ERRORS COMMITTED
This Season (as of 4/28/25)

SCHOOL	G	PO	A	E	F%
Charlotte	43	1132	333	24	.984
Ball State	45	1153	381	25	.984
Vanderbilt	44	1122	319	25	.983
UTRGV	43	1104	376	26	.983
Arkansas	46	1166	360	27	.983
► Cornell	30	765	301	27	.975
Dallas Baptist	43	1084	367	27	.982
Abilene Christian	42	1092	381	29	.981
Arizona State	44	1163	360	29	.981
Missouri State	42	1059	335	29	.980
Oregon	42	1094	360	29	.980
Oregon State	42	1105	361	29	.981

FEWEST ERRORS IN DIVISION I BASEBALL
Since Start of 2024 Season (as of 4/28/25)

SCHOOL	G	PO	A	E	F%
Notre Dame	93	2390	809	59	.982
► Cornell	68	1758	680	62	.975
Arkansas	106	2737	803	66	.982
DBU	103	2661	911	66	.982
Northwestern	93	2359	869	68	.979
Cal Poly	99	2676	944	69	.981



WILLIAM JAUN

2025 STATS: 0-2, 8.53 ERA, 12.2 IP, 18 BB, 14 SO

30

Height / Weight: 6-3 / 225 lbs.
Hometown: Loveland, Ohio
High School: St. Xavier

Bats/Throws: L/L
Year: Senior

JAUN'S CAREER STATS

	W	L	ERA	G	GS	CG	IP	H	R	ER	BB	SO	HR	GIDP	WHIP	AVG
2022																
2023																
2024	1	4	9.71	12	6	0	29.2	30	33	32	29	25	3	2	1.99	.270
2025	0	2	8.53	11	1	0	12.2	11	12	12	18	14	1	0	2.29	.234
TOTALS	1	6	9.35	23	7	0	42.1	41	45	44	47	39	4	2	2.08	.259

NEWS & NOTES ON JAUN

► **THIS WEEKEND:** Scheduled to take the ball for the 24th time in his collegiate career while making his eighth career start (second in 2025).

► **LAST TIME OUT:** Made pair of relief appearances against Dartmouth this past weekend, totaling 1.0IP with 2BB and 1K.

► **2025:** 0-2 with 8.53 ERA across his 11 outings, 10 of which have come out of Big Red bullpen ... held opponents scoreless in five of last six appearances (7.1IP, 2.45 ERA, 6BB, 7K) ... registered first save (second of career) against Brown in nightcap of 3/29 DH (1.0IP, 1BB, 1K) ... both losses came at First Pitch Invitational in Greenville, S.C., versus Michigan State (3/7) and UAB (3/8) ... posted 4K in two scoreless innings of relief against UMBC in final game of 3/1 twin bill.

► **2024:** Registered 29.2 IP across 12 appearances (six starts) while also logging 19AB in first month of season before sustaining injury that forced him out of action for a month ... posted first win in collegiate debut against Georgia Tech (2/25), after pitching 5.0IP with 4H, 2R/ER ... posted season-high 5K on two occasions (3/15 at Richmond; 4/27 vs. Columbia) ... notched first collegiate save against Brown (5/5), pitching final three innings with 1R/ER and 3K.

► **2023:** Missed season due to injury.

► **2022:** Missed season due to injury.

► **PRIOR TO CORNELL:** Played four years at St. Xavier HS as first baseman and pitcher, helping team claim Greater Catholic League South Division titles in 2019 and 2021 ... GCL Pitcher of the Year, All-City First Team, and All-State honorable mention in 2021 ... All-GCL First Team as a pitcher in 2021 and second-team selection at first base in 2019 ... received St. Xavier's Most Valuable Player, Most Outstanding Pitcher and Scholar-Athlete awards in 2021 ... competed at club level with Midland Redskins, earning Central Region Honorable Mention for 2021 Perfect Game Preseason All-American and All-Region teams ... garnered Honorable Mention in 2020 for the Perfect Game Preseason Underclassmen All-American Teams ... tabbed fourth among first basemen in Ohio and top 1,000 nationally among classmates by Perfect Game ... member of National Honor Society and National Latin Honor Society ... AP Scholar with Distinction.

JAUN'S 2025 GAME LOG

DATE VS.	RESULT	DEC	GS	IP	H	R	ER	BB	SO	HR	NP-S	S%	RS	W-L	ERA	AVG	NOTES
2/22 @ DUKE	L 2-16	—	0	1.1	1	4	4	6	2	0	55-23	41.8%	—	0-0	27.00	.200	
FEBRUARY			0	1.1	1	4	4	6	2	0	55-23	41.8%	—	0-0	27.00	.200	13.50 K/9, 40.50 BB/9, 5.25 WHIP
3/1 @ UMBC (G2)	W 16-13	—	0	2.0	1	0	0	1	4	0	31-21	67.7%	—	0-0	10.80	.167	One SO shy of matching career high
3/7 vs. MSU	L 2-3	L-1	0	1.0	1	1	1	2	1	0	19-9	47.4%	—	0-1	10.38	.188	
3/8 vs. UAB	L 12-13	L-2	0	0.0	0	2	2	2	0	0	12-4	33.3%	—	0-2	14.54	.188	
3/15 @ TOW (G1)	L 5-6	—	0	1.0	2	3	3	1	0	1	18-12	66.7%	—	0-2	16.88	.238	
3/29 BRWN (G2)	W 13-10 (7)	SV-1	0	1.0	0	0	0	1	1	0	23-14	60.9%	—	0-2	14.21	.200	First SV since 5/5/24 at Brown
MARCH			0	5.0	4	6	6	7	6	1	103-60	58.3%	—	0-2	10.80	.200	10.80 K/9, 12.60 BB/9, 2.20 WHIP
4/13 PENN (G2)	L 4-9	—	0	1.0	2	0	0	0	1	0	27-19	70.4%	—	0-2	12.27	.233	Second straight scoreless outing
4/15 @ BING	L 5-8	—	1	2.0	0	0	0	1	1	0	29-18	62.1%	0	0-2	9.64	.194	First start since 5/20/24; faced 1 over min.
4/19 @ HAR (G1)	L 5-8	—	0	2.1	4	2	2	2	3	0	61-35	57.3%	—	0-2	9.26	.244	Shutout streak of 6.1IP snapped
4/25 @ DART	L 3-5	—	0	0.2	0	0	0	0	1	0	8-5	62.5%	—	0-2	8.76	.234	
4/26 @ DART	L 2-3	—	0	0.1	0	0	0	2	0	0	13-5	38.5%	—	0-2	8.53	.234	
APRIL			0	6.1	6	2	2	5	6	0	138-82	59.4%	0	0-0	2.84	.273	8.53 K/9, 7.11 BB/9, 1.74 WHIP
TOTALS			1	12.2	11	12	12	18	14	1	296-165	55.7%	0	0-2	8.53	.234	9.95 K/9, 12.79 BB/9, 2.29 WHIP

JAUN'S 2025 SPLITS

SPLIT	W	L	G	GS	IP	H	R	ER	HR	BB	SO	ERA	AVG
TOTALS	0	2	11	1	12.2	11	12	12	1	18	14	8.53	.234
Home	0	0	2	0	2.0	2	0	0	0	1	2	0.00	.222
Away	0	0	7	1	9.2	8	9	9	1	13	11	8.38	.235
Neutral	0	2	2	0	1.0	1	3	3	0	4	1	27.00	.250
Day	0	2	10	0	10.2	11	12	12	1	17	13	10.13	.268
Night	0	0	1	1	2.0	0	0	0	0	1	1	0.00	.000
Starter	0	0	1	1	2.0	0	0	0	0	1	1	0.00	.000
Reliever	0	2	10	0	10.2	11	12	12	1	17	13	10.13	.268

JAUN'S 2025 SPLITS vs. LHB/RHB

	BF	AB	H	2B	3B	HR	BB	SO	AVG	OBP	SLG	OPS
Total	69	47	11	0	0	1	18	14	.234	.439	.298	.737
vs. LHB	15	9	1	0	0	0	4	1	.111	.385	.111	.496
vs. RHB	54	38	10	0	0	1	14	13	.263	.453	.342	.795

SINGLE-GAME HIGHS & LOWS

2025	CAREER
2.1, at Harvard (4/19)	IP 5.0, at Georgia Tech (2/25/24)
4, at Harvard (4/19)	H 6, vs. Columbia (4/27/24)
4, at Duke (2/22)	R 8, at Georgetown (3/10/24)
4, at Duke (2/22)	ER 8, at Georgetown (3/10/24)
6, at Duke (2/22)	BB 6, at Duke (2/22/25)
4, at UMBC (3/1)	SO 5, (2x), Last: vs. Columbia (4/27/24)
1, at Towson (3/15)	HR 1, (4x), Last: at Towson (3/15/25)
61, at Harvard (4/19)	PITCHES 82, at Georgia Tech (2/25/24)
—	CG —
—	SHO —
—	W STREAK —
2 games (3/7 - 3/8)	L STREAK 3 games (3/3/24 - 3/15/24)

NOTE: Bold denotes occurred this season; active streak

JAUN VS. BINGHAMTON

	W-L	ERA	AVG	G	GS	IP	H	R	ER	BB	SO	HR
CAREER	0-0	0.00	.063	3	1	5.0	1	0	0	3	3	0
BRCTS BB STD.	0-0	0.00	.063	3	1	5.0	1	0	0	3	3	0
2025	0-0	0.00	.000	1	1	2.0	0	0	0	1	1	0

LAST APP: 4/15/25 (ND; L, 5-8) 1 1 2.0 0 0 0 1 1 0

► Making fourth career appearance and second start against Binghamton tonight.

► Pitched two hitless innings in first meeting against Bearcats two weeks ago ... did not allow any runs, issued one walk and also had one strikeout, facing just one over the minimum.

► Logged pair of relief outings against Binghamton last season ... pitched 2.0IP of relief on April 16, not allowing a hit while having 1BB and 1K ... latter appearance was for 1.0IP with 1H, 1BB, and 1K.

BIG RED BULLPEN BRIEFS

#3 CHRIS ELLISON | SR. | RHP

2025: 0-5-1 | 10 G (4 GS) | 21.0 IP | 10.29 ERA | 10 SO (8.8 K%) | 26 BB (22.8 BB%)

1ST-PITCH K%: 56/114 (49.1%) 1ST BATTER EFF.: 3/10 (30.0%) IR/IRS: 2/0 (100.0% stranded) vs. LHB: .226 (7-31), 0 HR
LAST WIN: 5/17/24 vs. Princeton LAST LOSS: 4/26/25 at Dartmouth LAST SAVE: 3/29/25 vs. Brown vs. RHB: .320 (16-50), 4 HR

► Made 10th appearance (sixth out of bullpen) last Saturday at Dartmouth, hitting the lone batter he faced, who would later score the go-ahead run.

► Posted first save of 2025 (second career save) in opening game of 3/29 DH against Brown, tossing 1.1IP of scoreless relief, with lone baserunner to reach coming on a two-out walk.

► First four outings of season came in starts against No. 17-ranked Duke (2/23), Winthrop (3/9), Towson (3/16), and Yale (3/23) ... went 0-3 with 9.00 ERA in 15.0IP as starter with opponents having .281 batting average ... 0-2 record with 13.50 ERA in 6.0IP since moving to bullpen (7H, 9R/ER, 9BB, 4K, 2HBP, .XXX BAA).

► Enters weekend with 47 career pitching appearances, assuming the second-most pitching appearances in Cornell's modern era (since 1947) ... six outings shy of matching **JOHN O'CONNOR** (1985-88) for program record for pitching appearances (54).

► Appeared in season-high 16 games in 2024, all of which came out of bullpen ... received Honorable Mention All-Ivy honors after registering team-leading four victories, going 4-0 with 5.70 ERA across 23.2IP ... strung nine consecutive outings (10.2IP) without yielding a run between 3/17-4/28 ... held opponents scoreless in 12 of 16 outings ... registered first collegiate victory against Harvard (4/7), marking first of three consecutive appearances being named winning pitcher ... also posted victories over Penn (4/14), Yale (4/20), and in opening game of Ivy League Tournament against Princeton (5/17) ... had season-high 4K in 3.2IP against Brown (5/4) in final regular-season outing ... notched first career save against Penn (5/19) in second game of Ivy League Tournament.

LAST FIVE OUTINGS	IP	H	R	ER	BB	SO
4/4 (G2) at Columbia	1.0	1	0	0	1	1
4/5 at Columbia (L)	0.2	1	5	5	3	1
4/14 vs. Penn	1.0	2	3	3	2	0
4/19 (G2) at Harvard	2.0	3	0	0	2	2
4/26 at Dartmouth (L)	0.0	0	1	1	0	0
TOTALS (0-2-0)	4.2	7	9	9	8	4

#12 RYAN PORTER | SR. | OF/RHP

2025: 2-0-0 | 8 G (0 GS) | 10.1 IP | 7.84 ERA | 7 SO (12.5 K%) | 11 BB (19.6 BB%)

1ST-PITCH K%: 33/56 (58.9%) 1ST BATTER EFF.: 4/8 (50.0%) IR/IRS: 8/7 (12.5% stranded) vs. LHB: .455 (5-11), 1 HR
LAST WIN: 3/22/25 at Yale LAST LOSS: 5/20/24 vs. Penn LAST SAVE: 4/20/24 vs. Yale vs. RHB: .233 (7-30), 2 HR

► Has not made any pitching appearances in each of last three weekend series ... logged eighth appearance of season in series finale against Columbia (4/5), allowing 2R/ER and 1H with 2BB while failing to generate an out ... hurled 2.0 scoreless innings of relief (1H, 2BB) in opening game of 3/29 DH against Brown ... 0R allowed in four of eight outings.

► Earned first victory since 4/28/23 (vs. Penn) in opening game of 3/1 twin bill at UMBC, after pitching final 2.2IP (1H, 2K) and induced game-winning double play to solidify victory.

► Enters tonight with 44 career pitching appearances, tied with **JIM PRONTI** (1994-97) for fourth-most outings by a Big Red pitcher ... next time toeing the rubber will tie **STEVE HUBER** (1982-85) for third in program history ... nine outings shy of matching **JOHN O'CONNOR**'s program record of 54 appearances between 1985-88.

LAST FIVE OUTINGS	IP	H	R	ER	BB	SO
3/9 at Winthrop	1.0	2	3	2	2	1
3/15 (G1) at Towson	0.1	1	0	0	1	0
3/22 (G1) at Yale (W)	1.2	1	2	2	2	1
3/29 (G1) vs. Brown	2.0	1	0	0	2	0
4/5 at Columbia	0.0	1	2	2	2	0
TOTALS (1-0-0)	5.0	6	7	6	9	2

#17 GUS MAGILL | FR. | RHP

2025: 0-2-0 | 5 G (0 GS) | 7.1 IP | 4.91 ERA | 4 SO (10.5 K%) | 6 BB (15.8 BB%)

1ST-PITCH K%: 14/38 (36.8%) 1ST BATTER EFF.: 2/5 (40.0%) IR/IRS: 1/0 (100.0% stranded) vs. LHB: .333 (2-6), 0 HR
LAST WIN: — LAST LOSS: 4/19/25 at Harvard LAST SAVE: — vs. RHB: .182 (4-22), 0 HR

► Made fifth appearance of season on Sunday against Dartmouth, allowing 2H across four scoreless innings of relief with 1K and 4HBP... had given up a combined 3R/ER on 4H with 6BB and 2K in 2.1IP between three outings against Penn (4/13-14) and Harvard (4/19) ... made collegiate debut in opener of 4/4 DH at Columbia, spinning perfect seventh inning and registering first career strikeout.

► Played four years of baseball at Fordham Preparatory School, earning two varsity letters ... named Fordham Prep's Pitcher of the Year in 2024, while also garnering CHSAA First Team honors and being named finalist for CHSAA Ron Patnosh Player of the Year award ... member of National Honor Society.

LAST FIVE OUTINGS	IP	H	R	ER	BB	SO
4/4 (G1) at Columbia	1.0	0	0	0	0	1
4/13 (G1) vs. Penn (L)	0.0	0	1	1	3	0
4/14 vs. Penn	2.0	2	1	1	2	2
4/19 (G1) at Harvard (L)	0.1	2	2	2	1	0
4/27 at Dartmouth	4.0	2	0	0	0	1
TOTALS (0-2-0)	7.1	6	4	4	6	4

#18 TJ SWIDORSKI | JR. | INF/RHP

2025: 0-0-1 | 6 G (0 GS) | 6.0 IP | 9.00 ERA | 3 SO (10.3 K%) | 4 BB (13.8 BB%)

1ST-PITCH K%: 14/28 (50.0%) 1ST BATTER EFF.: 3/6 (50.0%) IR/IRS: 6/3 (50.0% stranded) vs. LHB: .167 (1-6), 0 HR
LAST WIN: — LAST LOSS: — LAST SAVE: 4/20/25 at Harvard vs. RHB: .294 (5-17), 0 HR

► Made sixth relief appearance of season on Sunday against Dartmouth, giving up 1R/ER on 2H over 2.0IP with 1BB and registered first three strikeouts of his collegiate career ... recorded first career save after pitching final two innings against Harvard (4/20), staving off Crimson's ninth-inning rally (2IP, 3H, 2R/ER) ... made first collegiate pitching appearance against UAB (3/8), allowing 2R/ER with 1BB in 1.0IP.

► Primarily serves as an infielder, making trio of starts at 3B over last two weekends ... has also started at 2B twice this year ... made 17 starts at SS last season, 14 of 15 starts in 2023 also came at SS.

► Played four years of baseball at East Ridge HS in Woodbury, Minn., earning two varsity letters ... received All-Conference and All-Metro First Team honors in 2022 ... pitched first perfect game in East Ridge HS history ... participated in 2022 East Metro All-Star Game.

LAST FIVE OUTINGS	IP	H	R	ER	BB	SO
3/15 (G1) at Towson	0.1	0	0	0	1	0
3/29 (G2) vs. Brown	0.0	0	1	1	1	0
4/14 vs. Penn	0.2	1	0	0	0	0
4/20 at Harvard (S)	2.0	3	2	2	0	0
4/27 at Dartmouth	2.0	2	1	1	1	3
TOTALS (0-0-1)	5.0	6	4	4	3	3

#21 JOHN GERFEN | JR. | LHP

2025: 0-1-0 | 2 G (0 GS) | 1.0 IP | 18.00 ERA | 0 SO (0.0 K%) | 1 BB (20.0 BB%)

1ST-PITCH K%: 2/5 (40.0%) 1ST BATTER EFF.: 1/1 (100.0%) IR/IRS: 0/0 (0.0% stranded) vs. LHB: 1.000 (1-1), 1 HR
LAST WIN: — LAST LOSS: 4/15/25 at Binghamton LAST SAVE: — vs. RHB: .000 (0-3), 0 HR

► Last appearance came in last meeting with Binghamton on 4/15 (1.0IP, 1H, 2R/ER, 1BB), where he allowed a two-out, two-run HR in third inning that put Bearcats ahead for good ... first time factoring in decision since also being saddled with loss at Harvard (4/14/23) ... came out of bullpen for relief outing against No. 17-ranked Duke (2/23), but suffered injury in warmups.

► Logged six outings out of bullpen in 2024 ... four of six appearances featured him pitching at least an inning ... did not allow runs in four of six outings ... season-high 3K against Binghamton (4/16/24), matching single-game high set against Ithaca (4/4/23) ... sister, Jennifer, also attends Cornell.

LAST FIVE OUTINGS	IP	H	R	ER	BB	SO
2/23 at Duke	—	—	—	—	—	—
4/15 at Binghamton (L)	1.0	1	2	2	1	0
—	—	—	—	—	—	—
—	—	—	—	—	—	—
—	—	—	—	—	—	—
TOTALS (0-1-0)	1.0	1	2	2	1	0

#29 WILL SIWINSKI | FR. | LHP

2025: 0-0-0 | 2 G (0 GS) | 1.2 IP | 5.40 ERA | 0 SO (0.0 K%) | 1 BB (12.5 BB%)

1ST-PITCH K%: 1/7 (14.3%) 1ST BATTER EFF.: 2/2 (100.0%) IR/IRS: 4/1 (75.0% stranded) vs. LHB: .000 (0-1), 0 HR
LAST WIN: — LAST LOSS: — LAST SAVE: — vs. RHB: .333 (2-6), 1 HR

► Did not appear in any games in either of last two weekend series ... allowed 1R/ER on 2H in 1.1IP at Binghamton (4/15) after making collegiate debut the day prior against Penn (4/14), where he induced an inning-ending groundout to conclude eighth inning, stranding the lone runner he inherited.

► Named 2024 West Catholic Athletic League First Team All-League selection ... received All-Bay Area News Group First Team and San Francisco Chronicle All-Metro League honors ... tabbed to 2024 Cal-Hi Sports California All-State team ... member of 2023 CIF NorCal Region DII Baseball Championship team ... selected to 2023 Bay Area World Series All-Tournament Team ... represented Team Ireland at 2022 U18 European Baseball Championships ... father, Peter, played baseball at Penn (1987-91), and mother, Karen, graduated from Cornell in 1995.

LAST FIVE OUTINGS	IP	H	R	ER	BB	SO
4/14 vs. Penn	0.1	0	0	0	0	0
4/15 at Binghamton	1.1	2	1	1	1	0
—	—	—	—	—	—	—
—	—	—	—	—	—	—
—	—	—	—	—	—	—
TOTALS (0-0-0)	1.1	2	1	1	1	0

BIG RED BULLPEN BRIEFS

#32 CARSON MAYFIELD | JR. | RHP 2025: 1-2-0 | 10 G (10 GS) | 56.0 IP | 4.50 ERA | 49 SO (20.2 K%) | 21 BB (8.6 BB%)

1ST-PITCH K%: 136/244 (55.7%) 1ST BATTER EFF.: 6/10 (60.0%) IR/IRS: 0/0 (0.0% stranded) vs. LHB: .229 (11-48), 0 HR LAST FIVE OUTINGS IP H R ER BB SO
LAST WIN: 2/21/25 at Duke LAST LOSS: 4/25/25 at Dartmouth LAST SAVE: 5/6/23 at Dartmouth vs. RHB: .193 (29-150), 8 HR 3/28 vs. Brown 6.0 4 2 2 2 6
4/4 (G1) at Columbia (L) 5.0 9 5 3 4 3

► Pitched career-high 7.1IP in series opener against Dartmouth last Friday, pitching four perfect innings to begin contest ... ended as hard-luck losing pitcher (7.1IP, 5H, 5R/ER, 1BB, 6K).

► Registered 6+K in five of last six outings (all of which have been in Ivy League contests) ... all 10 outings of season have been in starts, striking out over 20 percent of the batters he has faced and issuing walks in just 8.6 percent of plate appearances.

► Became fifth Cornell pitcher this century to serve as Big Red's starter in consecutive season openers, joining **BRENDAN MCQUAID** (2001 and 2002 — Bucknell), **ROCKY COLLIS** (2005 — West Virginia; 2006 — Bucknell), **COREY PAPPEL** (2010 — Binghamton; 2011 — Rider), and **CONNOR KAUFMANN** (2012 — Maryland Eastern Shore; 2013 — Gardner-Webb).

► Each of last 18 appearances have come in starts ... last relief appearance came during his freshman year on 5/7/23, logging 0.1IP against Dartmouth in regular-season finale.

LAST FIVE OUTINGS	IP	H	R	ER	BB	SO
3/28 vs. Brown	6.0	4	2	2	2	6
4/4 (G1) at Columbia (L)	5.0	9	5	3	4	3
4/13 (G1) vs. Penn	7.0	4	3	3	2	8
4/19 (G1) at Harvard	5.0	5	4	4	4	5
4/25 at Dartmouth (L)	7.1	5	5	5	1	6
TOTALS (0-2-0)	30.1	27	19	17	13	28

#34 ETHAN VAN SICE | SO. | RHP 2025: 1-0-0 | 5 G (0 GS) | 6.1 IP | 11.25 ERA | 3 SO (8.8 K%) | 2 BB (5.9 BB%)

1ST-PITCH K%: 18/34 (52.9%) 1ST BATTER EFF.: 4/5 (80.0%) IR/IRS: 1/0 (100.0% stranded) vs. LHB: .429 (3-7), 0 HR LAST FIVE OUTINGS IP H R ER BB SO
LAST WIN: 4/20/25 at Harvard LAST LOSS: — LAST SAVE: — vs. RHB: .417 (10-24), 1 HR 3/23 at Yale 0.1 0 0 0 0 0

► Did not appear in any games this past weekend at Dartmouth ... earned first career victory in series finale against Harvard (4/20), allowing 4R/ER on 5H in 1.2IP with 2K ... hurled scoreless inning of relief against Columbia in opener of 4/4 DH, with lone baserunner reaching on two-out 2B ... collegiate debut came at Yale (March 23), inducing inning-ending foul out.

► Did not appear in any games in 2024 due to injury ... played four years of baseball at Gonzaga College in Washington, D.C. ... aided program to 2022 WCAC Championship and was named to 2023 All-WCAC Team.

LAST FIVE OUTINGS	IP	H	R	ER	BB	SO
3/23 at Yale	0.1	0	0	0	0	0
4/4 (G1) at Columbia	1.0	1	0	0	0	0
4/13 (G2) vs. Penn	1.0	1	0	0	0	0
4/14 vs. Penn	2.1	6	5	4	2	1
4/20 at Harvard (W)	1.2	5	4	4	0	2
TOTALS (1-0-0)	6.1	13	9	8	2	3

#40 TAVIAN RAMOS | FR. | RHP 2025: 0-0-0 | 1 G (0 GS) | 0.0 IP | ∞ ERA | 0 SO (0.0 K%) | 0 BB (0.0 BB%)

1ST-PITCH K%: 0/4 (0.0%) 1ST BATTER EFF.: 0/1 (0.0%) IR/IRS: 0/0 (0.0% stranded) vs. LHB: .000 (0-0), 0 HR LAST FIVE OUTINGS IP H R ER BB SO
LAST WIN: — LAST LOSS: — LAST SAVE: — vs. RHB: 1.000 (1-1), 1 HR 4/4 (G1) at Columbia 0.0 1 4 4 1 0

► Has not made any appearances since making collegiate debut in series opener against Columbia (4/4), where he failed to generate an out after allowing 4R/ER on 1H with 1BB.

► A native of Neenah, Wis., is fourth Wisconsin native to play baseball at Cornell, joining former infielders **THOMAS BOETTCHER** (1970-72 — Madison, Wis.) and **CURT STAUTZ** (1979 — Madison, Wis.), and right-handed pitcher **JONATHAN ZACHARIAS** (2019-22 — Green Bay, Wis.).

LAST FIVE OUTINGS	IP	H	R	ER	BB	SO
4/4 (G1) at Columbia	0.0	1	4	4	1	0
—	—	—	—	—	—	—
—	—	—	—	—	—	—
—	—	—	—	—	—	—
—	—	—	—	—	—	—
TOTALS (0-0-0)	0.0	1	4	4	1	0

#42 JOSH SHEA | JR. | RHP 2025: 1-0-0 | 14 G (0 GS) | 11.2 IP | 3.86 ERA | 9 SO (16.7 K%) | 5 BB (9.3 BB%)

1ST-PITCH K%: 35/54 (64.8%) 1ST BATTER EFF.: 10/14 (71.4%) IR/IRS: 24/11 (54.2% stranded) vs. LHB: .273 (3-11), 0 HR LAST FIVE OUTINGS IP H R ER BB SO
LAST WIN: 3/29/25 vs. Brown LAST LOSS: — LAST SAVE: — vs. RHB: .324 (12-37), 1 HR 4/15 at Binghamton 1.0 0 0 0 0 2

► Logged pair of relief outings against Dartmouth this past weekend, combining for 1.0IP with 2H and 1K ... registered action in four of Cornell's five games between 4/14-4/20, serving as one of three Division I pitchers with four appearances during week (UMBC's Chris Ho and UC Davis' Mason Lerma) ... has been called out of Cornell bullpen in nine of last 13 games, posting 2.70 ERA (6.2IP, 2R/ER) with 2BB, 5K ... held opponents hitless and without a run in six of last eight outings.

► Saw streak of not allowing a baserunner snapped at 3.0IP after issuing walk to first batter he faced in opener of doubleheader at Harvard (4/19) ... lone run allowed in series finale with Harvard (4/20) on an induced double play after being pulled ... 0R allowed in five of last six outings and 1R or fewer in all 14 outings.

► Lone appearance of 2024 came against Binghamton (May 1), pitching scoreless inning with 1H and 1K ... made six relief appearances in 2023, posting 2K in 3.1IP ... pitched season-high 1.0 IP against Ithaca (April 4, 2023) and Binghamton (April 11, 2023)

► Mother, Beth, played tennis at Brown; uncle, Ken Katz, played tennis at Princeton ... grandmother also attended Cornell.

LAST FIVE OUTINGS	IP	H	R	ER	BB	SO
4/15 at Binghamton	1.0	0	0	0	0	2
4/19 (G1) at Harvard	0.1	0	0	0	1	0
4/20 at Harvard	0.2	4	1	1	1	0
4/26 at Dartmouth	0.2	0	0	0	0	0
4/27 at Dartmouth	0.1	2	0	0	0	1
TOTALS (0-0-0)	3.0	6	1	1	2	3

#43 ETHAN McHUGH | JR. | RHP 2025: 0-0-0 | 1 G (0 GS) | 2.0 IP | 9.00 ERA | 2 SO (18.2 K%) | 3 BB (27.3 BB%)

1ST-PITCH K%: 3/11 (27.3%) 1ST BATTER EFF.: 1/1 (100.0%) IR/IRS: 0/0 (0.0% stranded) vs. LHB: .333 (1-3), 0 HR LAST FIVE OUTINGS IP H R ER BB SO
LAST WIN: — LAST LOSS: — LAST SAVE: — vs. RHB: .250 (1-4), 0 HR 4/15 at Binghamton 2.0 2 2 2 3 2

► Has not appeared in any games since making collegiate debut at Binghamton (4/15), where he gave up 2R/ER on 2H in 2.0IP with 3BB and 2K.

► Joined team as walk-on in middle of 2024 ... named MVP of North Hunterdon Regional (N.J.) HS baseball team in senior year in 2022 ... received First Team All-County and Second Team All-Skyland Conference honors ... named to High Honor Roll and was member of Social Studies, Math, and Science Honor Societies ... younger brother, Connor, is on sailing team at Roger Williams University ... mother, Patricia, was member of Columbia's volleyball and basketball programs (1982-85) ... uncle, Tom McHugh, played baseball at NC State from 1982-86.

LAST FIVE OUTINGS	IP	H	R	ER	BB	SO
4/15 at Binghamton	2.0	2	2	2	3	2
—	—	—	—	—	—	—
—	—	—	—	—	—	—
—	—	—	—	—	—	—
—	—	—	—	—	—	—
TOTALS (0-0-0)	2.0	2	2	2	3	2

2025 GAME-BY-GAME PITCHING STATISTICS

DATE	OPPONENT	W/L	SCORE	IP	H	R	ER	BB	SO	2B	3B	HR	WP	BK	HBP	IBB	ERA	WHIP	BB/9	SO/9
2/21	at Duke	W	11-8	9.0	6	8	8	7	5	1	0	2	1	0	1	0	8.00	1.44	7.00	5.00
2/22	at Duke	L	2-16	8.0	13	16	16	15	6	3	0	3	1	0	1	0	12.71	2.41	11.65	5.82
2/23	at Duke	L	1-18	8.0	12	18	18	12	5	0	2	1	0	0	0	0	15.12	2.60	12.24	5.76
DUKE SERIES		1-2	14-42	25.0	31	42	42	34	16	4	2	6	2	0	2	0	15.12	2.60	12.24	5.76
3/1	at UMBC	W	8-7	10.0	10	7	5	4	11	0	0	5	0	0	2	0	12.09	2.26	9.77	6.94
3/1	at UMBC	W	16-13	7.0	6	13	12	12	10	1	0	2	2	0	2	0	12.64	2.31	10.71	7.93
UMBC SERIES		2-0	24-20	17.0	16	20	17	16	21	1	0	7	2	0	4	0	9.00	1.88	8.47	11.12
3/7	vs. Michigan State	L	2-3	8.1	6	3	2	3	5	0	0	1	0	0	1	1	10.91	2.11	9.48	7.51
3/8	vs. UAB	L	12-13	9.0	10	13	11	9	6	3	0	0	2	0	4	0	10.92	2.11	9.40	7.28
3/9	at Winthrop	L	4-10	8.0	11	10	8	4	4	4	1	0	2	0	4	0	10.69	2.08	8.82	6.95
FIRST PITCH INVITE STATS		0-3	18-26	25.1	27	26	21	16	15	7	1	1	4	0	9	1	7.46	1.70	5.68	5.33
3/15	at Towson	L	5-6	8.2	10	6	6	5	7	1	0	2	0	0	2	0	10.18	2.04	8.41	6.99
3/15	at Towson	W	18-7	8.0	10	7	7	6	7	1	0	2	1	0	2	0	9.96	2.04	8.25	7.07
3/16	at Towson	W	8-5	9.0	9	5	5	10	7	2	0	1	1	1	0	0	9.48	2.04	8.42	7.06
TOWSON SERIES		2-1	31-18	25.2	29	18	18	21	21	4	0	5	2	1	4	0	6.31	1.95	7.36	7.36
3/22	at Yale	W	13-12	10.0	7	12	12	7	8	1	0	1	4	0	4	0	9.61	1.98	8.21	7.08
3/22	at Yale	W	7-4	9.0	4	4	4	7	6	0	0	0	1	1	1	0	9.16	1.92	8.12	6.99
3/23	at Yale	L	3-9	8.0	5	9	6	9	1	0	0	1	0	0	2	0	9.00	1.91	8.25	6.60
YALE SERIES		2-1	23-25	27.0	16	25	22	23	15	1	0	2	5	1	7	0	7.33	1.44	7.67	5.00
3/29	BROWN	L	4-5	9.0	10	5	5	3	9	1	2	0	3	0	3	0	8.72	1.88	7.88	6.77
3/29	BROWN	W	9-6	9.0	6	6	5	6	4	2	0	0	0	0	3	0	8.48	1.84	7.76	6.59
3/30	BROWN	W	13-10	7.0	9	10	10	10	3	1	0	2	4	0	1	0	8.69	1.88	8.01	6.46
BROWN SERIES		2-1	26-21	25.0	25	21	20	19	16	4	2	2	7	0	7	0	7.20	1.76	6.84	5.76
4/4	at Columbia	L	1-10	8.0	14	10	8	5	5	3	0	3	2	0	3	0	8.71	1.91	7.88	6.41
4/4	at Columbia	W	7-3	9.0	4	3	3	5	8	0	0	0	0	0	0	0	8.39	1.86	7.72	6.50
4/5	at Columbia	L	9-13	8.2	9	13	13	12	8	3	0	3	1	0	1	0	8.65	1.89	7.96	6.59
COLUMBIA SERIES		1-2	17-26	25.2	27	26	24	22	21	6	0	6	3	0	4	0	8.42	1.91	7.71	7.36
4/13	PENN	L	3-4	9.0	4	4	4	5	9	0	0	1	0	0	1	0	8.42	1.84	7.81	6.71
4/13	PENN	L	4-9	9.0	13	9	8	7	7	2	1	0	5	0	1	0	8.40	1.86	7.78	6.73
4/14	PENN	L	1-16	9.0	17	16	15	7	4	5	1	2	1	1	3	0	8.70	1.90	7.74	6.60
PENN SERIES		0-3	8-29	27.0	34	29	27	19	20	7	2	3	6	1	5	0	9.00	1.96	6.33	6.67
4/15	at Binghamton	L	5-8	8.0	5	8	8	9	6	1	0	2	4	0	3	0	8.71	1.89	7.83	6.61
4/19	at Harvard	L	5-8	8.0	11	8	8	7	8	0	0	0	0	0	4	0	8.72	1.90	7.83	6.70
4/19	at Harvard	L	8-9	8.1	14	9	6	4	10	1	0	3	2	0	2	0	8.64	1.91	7.70	6.85
4/20	at Harvard	W	14-13	9.0	18	13	13	2	5	4	0	2	3	0	3	0	8.81	1.93	7.48	6.78
HARVARD SERIES		1-2	27-30	25.1	43	30	27	13	23	5	0	5	5	0	9	0	9.59	2.21	4.62	8.17
4/25	at Dartmouth	L	3-5	8.0	5	5	5	1	7	0	0	1	1	0	2	0	8.70	1.89	7.27	6.82
4/27	at Dartmouth	L	2-3	8.0	7	3	3	4	5	1	0	0	3	0	4	0	8.53	1.87	7.18	6.78
4/27	at Dartmouth	L	4-7	8.0	8	7	2	5	5	2	0	0	4	0	4	0	8.33	1.86	7.13	6.74
DARTMOUTH SERIES		0-3	9-15	24.0	20	15	10	10	17	3	0	1	8	0	10	0	3.75	1.25	3.75	6.38
4/29	at Binghamton																			
SEASON VS. BINGHAMTON																				
5/3	PRINCETON																			
5/3	PRINCETON																			
5/4	PRINCETON																			
PRINCETON SERIES																				
SEASON TOTALS				255.0	273	260	236	202	191	43	7	40	48	3	64	1	8.33	1.86	7.13	6.74

BIG RED STARTING PITCHER RUN SUPPORT

PLAYER	RUN		RUN SUPPORT		RUNS		RUNS		TEAM QUALITY	
	GS	SUPPORT	PER 9 IP		IN STARTS		PER START		W-L	STARTS
Carson Mayfield	10	41	6.59		55		5.50		3-7	4
Huxley Holcombe	8	36	7.15		67		8.38		4-4	3
Sam Keene	5	17	9.37		41		8.20		2-3	0
Chris Ellison	4	4	2.40		16		4.00		1-3	0
Noah Keller	2	0	0.00		18		9.00		1-1	0
William Jaun	1	0	0.00		5		5.00		0-1	0
TOTALS	26	89	6.77		179		6.88		10-16	6

BIG RED 2025 PITCHING SPLITS

	W	L	SV	G	IP	H	R	ER	HR	BB	SO	ERA	AVG
Total	11	19	6	30	255.0	273	260	236	40	202	191	8.33	.280
Home	2	4	2	6	52.0	59	50	47	5	38	36	8.13	.292
Away	9	13	4	22	185.2	198	194	176	34	152	144	8.53	.280
Neutral	0	2	0	2	17.1	16	16	13	1	12	11	6.75	.239
Day	11	18	6	29	247.0	268	252	228	38	193	185	8.31	.282
Night	0	1	0	1	8.0	5	8	8	2	9	6	9.00	.185
Starter	4	9	0	30	138.0	136	125	105	17	80	99	6.85	.266
Reliever	7	10	6	30	117.0	137	135	131	23	122	92	10.08	.295
February	1	2	0	3	25.0	31	42	42	6	34	16	15.12	.313
March	8	6	5	14	120.0	113	110	98	17	95	88	7.35	.256
April	2	11	1	13	110.0	129	108	96	17	73	87	7.85	.297
May	—	—	—	—	—	—	—	—	—	—	—	—	—

BIG RED BATTER BRIEFS

#1 JOHN QUINLAN | SR. | OF | S/R

2025: .225 / .374 / .351 / .725 | 2 HR | 20 RBI | 9 SB

SUN. AT DARTMOUTH: 0-4, 2K

DARTMOUTH SERIES: 1-9, HBP, 2K
ROAD TRIP: 2-18 (.111), R, RBI, 2BB, HBP, 4K, SB

vs. LHP: .200 (5-for-25, 0 HR)
vs. RHP: .233 (20-for-86, 2 HR)

ACTIVE HIT STREAK: 0 G, (0-4)
LAST ERROR: 7 G, 4/14/25 vs. Penn (LF)

► Appeared in all three games at Dartmouth last weekend, making pair of starts (4/25 and 4/27) and drawing HBP as pinch-hitter in ninth inning on 4/26 ... went 1-for-9 during series with 1HBP and 2K ... has two hits in 18AB (.111) on road trip with 1R, 1RBI, 2BB, 1HBP, 4K, 1SB ... slashing .154/.313/.179 with .492 OPS, 5R, 1 double, 7BB, 2HBP, 10K, 3SB over last 13 games, dating back to beginning of series with Columbia (4/4-4/5).

► Saw season-opening 27-game on-base streak end on Sunday after going 0-for-4 with 2K, subsequently ending his 35-game on-base streak that dated back to 2024 ... reached base at least once in 73 of last 79 games (92.4 percent) with a plate app., dating back to 2023, reaching base multiple times on 46 occasions (58.2 percent) ... slashing .307/.406/.440 with .846 OPS, 75R, 17 doubles, 3 triples, 7HR, 46RBI, 48BB, 8HBP, 66K, and going 25-of-29 on steal attempts ... has a hit in 59 of last 79 games with a plate app. (74.7 percent), which includes 29 multi-hit games and 14 multi-RBI outings.

► Unanimously named First Team All-Ivy selection in 2024 after starting in 33 games (29 in LF, four in RF) ... slashed .378/.439/.568 with 1.007 OPS, nine doubles, two triples, five home runs, 20 RBI, and stole team-leading 10 bases ... his 56 hits were tied with **KEN VEENEMA** (1977) for fifth in Cornell history, trailing **GUY LEACH** (61 in 1988), **NATHAN FORD** (59 in 2008), **ERIK RICO** (57 in 2002), and **BRIAN BILLIGEN** (2012) ... concluded year with second-highest batting average (.378) among eligible Ivy League hitters ... batted .423 in conference games, one of three Ivy League hitters (Penn's Wyatt Henseler — .438; Cornell's **MAX JENSEN** — .402) to hit .400 in contests against Ancient Eight opposition ... led Ivy League in hits in conference play (42), lone player to reach 40-hit plateau in 2024 ... had three four-hit efforts (Harvard — April 7; Penn — April 14; Yale — April 20), becoming first Cornell player since **MARSHALL YANZICK** (2012) to have at least three four-hit games in a season ... hit walk-off, two-RBI double in opening game of April 20 DH against Yale, capping latest four-hit game of season and solidifying Big Red's eight-run comeback after trailing 8-0 going into bottom of eighth ... received Ivy League Player of the Week honors on April 22 after slashing .588/.667/1.118 (1.784 OPS), going 10-for-17 with three doubles, two home runs, five RBI, three stolen bases while striking out zero times during Big Red's 3-1 week against Binghamton and Yale ... named Cornell's Academic All-Ivy selection for 2024 season.

#2 MASON BARELA | FR. | C/INF | R/R

2025: .273 / .385 / .545 / .930 | 1 HR | 2 RBI | 0 SB

SUN. AT DARTMOUTH: DID NOT PLAY

DARTMOUTH SERIES: NO APPEARANCES
ROAD TRIP: 2-8, HR, 2RBI, BB, 4K

vs. LHP: 1.000 (1-for-1, 0 HR)
vs. RHP: .200 (2-for-10, 1 HR)

ACTIVE HIT STREAK: 2 G, (2-8, .250)
LAST ERROR: 7 G without an error

► Did not appear in any games last weekend against Dartmouth ... hit first collegiate home run with two-run HR in seventh inning, sparking eight unanswered runs scored by Cornell in nightcap of 4/19 doubleheader with Harvard (1-for-4, 1HR, 2RBI, 1K) ... made first collegiate start against Binghamton (4/15), going 1-for-4 with 1BB, 3K ... entered series finale against Penn (4/14) as ninth-inning defensive replacement at C ... served as pinch-hitter in nightcap of 3/29 doubleheader against Brown, drawing HBP ... four of first nine PAs of season came as a pinch-hitter (1-for-3, 1HBP, 1K).

► Earned four varsity letters in baseball at Jupiter HS, aiding program in winning four district titles ... nominated for 2023 Palm Beach Athlete of the Year ... named captain during senior year.

#4 CADEN WILDMAN | JR. | OF | R/R

2025: .287 / .386 / .435 / .821 | 3 HR | 17 RBI | 8 SB

SUN. AT DARTMOUTH: 1-3, BB, 2K

DARTMOUTH SERIES: 3-10 (.300), R, 2B, HR, RBI, BB, 4K
ROAD TRIP: 7-25 (.280), 5R, 2 2B, HR, 2RBI, 3BB, 10K

vs. LHP: .286 (6-for-21, 0 HR)
vs. RHP: .287 (25-for-87, 3 HR)

ACTIVE HIT STREAK: 3 G, (3-10, .300)
LAST ERROR: 16 G, 3/16/25 at Towson (RF)

► Batted .300 (3-for-10) in last weekend's series with Dartmouth (1R, 1 double, 1HR, 1RBI, 1BB, 4K) ... registered his third home run of season with two-out solo shot in fourth inning of last Saturday's contest against the Big Green ... has .280 average (7-for-25) during current road trip with 5R, 2 doubles, 1HR, 2RBI, 3BB, 1HBP, 10K.

► Owns team-best 15-game on-base streak, batting .327 (18-for-55) with .327/.415/.509 slash line, .924 OPS, four doubles, 2HR, 11RBI, 8BB, and 4SB during span ... has reached base multiple times on nine occasions during 15-game on-base streak ... has also been on base in 21 of previous 22 contests, reaching safely multiple times on 13 instances (59.1 percent), slashing .313/.402/.446 with .848 OPS, five doubles, 2HR, 14RBI, 12BB, 1HBP, 4SH, 1SF, 7SB, and 16K.

► Dating back to start of career-high 11-game hit streak last season, has reached safely in 47 of last 55 games (85.5 percent), slashing .287/.383/.436 with .819 OPS, nine doubles, 7HR, 38RBI, 26BB, 6HBP, 7SH, and going 13-for-13 on steal attempts.

#6 KYLE MUSSER | SR. | OF | R/R

2025: .256 / .360 / .419 / .779 | 3 HR | 14 RBI | 2 SB

SUN. AT DARTMOUTH: 0-4

DARTMOUTH SERIES: 0-12, 2HBP, 4K
ROAD TRIP: 8-30 (.267), 4R, 2B, 3B, HR, 5RBI, 2BB, 7K, SB

vs. LHP: .286 (6-for-21, 2 HR)
vs. RHP: .246 (16-for-65, 1 HR)

ACTIVE HIT STREAK: 0 G, (0-12)
LAST ERROR: 60 G without an error

► Went hitless in 12AB in last weekend's three-game series with Dartmouth (2HBP, 4K) after registering multiple hits in all three games of series with Harvard (4/19-4/20) ... batted .571 (8-for-14) in series against Crimson (3R, 1 double, 1 triple, 1HR, 5RBI, 1BB, 1HBP, 1K) ... posted pair of three-hit games in opening game (3-for-4, 1 double, 2RBI, 1BB, 1SB) and series finale (3-for-5, 2R, 1RBI, 1HBP) ... had a triple and home run in nightcap of 4/19 DH (2-for-5, 1R, 3B, HR, 2RBI) ... ninth-inning RBI single in series finale proved to drive in game-winning run.

► Batting .267 (8-for-30) on current road trip, where he opened with 0-for-4 effort (1R, 1BB, 2K) against Binghamton (4/15) ... drove in first two RBI of season in series against Duke (Feb. 22) with two-RBI single in fifth inning.

#8 LUKE JOHNSON | SO. | INF | R/R

2025: .214 / .267 / .414 / .681 | 4 HR | 10 RBI | 2 SB

SUN. AT DARTMOUTH: 3-4, R, HR, 2RBI, K

DARTMOUTH SERIES: 4-10 (.400), 2R, 2HR, 4RBI, BB, K
ROAD TRIP: 6-15 (.400), 3R, 2B, 2HR, 4RBI, BB, 3K

vs. LHP: .318 (7-for-22, 1 HR)
vs. RHP: .167 (8-for-48, 3 HR)

ACTIVE HIT STREAK: 1 G, (3-4, .750)
LAST ERROR: 0 G, 4/27/25 at Dartmouth (3B)

► Led team with .400 batting average (4-for-10) in last weekend's three-game series against Dartmouth, registering 2HR, 4RBI with 1BB and 1K ... went 3-for-4 with a home run and 2RBI in series finale against Big Green, first three-hit game since 4/20/24 vs. Yale (3-for-5, 1 double) ... batting .400 (6-for-15) on current road trip with 3R, 1 double, 2HR, 4RBI, 1BB, 3K.

► Following 1-for-19 (.053) stretch between 3/7 and first game of 4/4 DH, is batting .300 (9-for-30) with 5R, 1 double, 3HR, 5RBI, 2BB, 1SB, 7K, and has at least one hit in six of last eight games with a plate app. ... returned to lineup as defensive replacement in nightcap of 3/29 DH against Brown after missing seven games due to injury sustained in opening game of 3/15 DH at Towson.

► Older brother, Spencer, is a senior right-handed pitcher at George Fox University, an Oregon-based Division III institution ... father, Craig, played collegiate tennis at Pepperdine (1989-93) before playing professionally and earned ranking as high as No. 287 ... mother, Michelle, played collegiate tennis at Notre Dame ... great-grandfather and great-grandmother (1929), great-uncle (1956), grandfather (1957), grandmother (1958), and aunt (1986) are all Cornell graduates.

#11 MATTHEW WALTERS | JR. | OF | R/R

2025: .000 / .000 / .000 / .000 | 0 HR | 0 RBI | 0 SB

SUN. AT DARTMOUTH: DID NOT PLAY

DARTMOUTH SERIES: NO APPEARANCES
ROAD TRIP: NO APPEARANCES

vs. LHP: .000 (0-for-0, 0 HR)
vs. RHP: .000 (0-for-0, 0 HR)

ACTIVE HIT STREAK: 0 G, (0-3)
LAST ERROR: 2 G without an error

► Seeking first appearance since registering lone start of collegiate career at Booth Field against Princeton (4/22/23) ... also vying for first collegiate base hit after going 0-for-3 in three plate appearances in 2023.

► Four-year letterwinner in baseball at Granbury HS ... team MVP and Academic All-State Elite selection in 2022 ... earned First Team All-District honors following 2021 season, and was named Team Offensive MVP of Granbury team that won Bi-District 5-5A championship ... named Newcomer of the Year after recording school's stolen base record in 2019 ... also earned three letters in swimming, where he was a two-time all-state swimmer (2020, 2021) ... five-time Academic All-District selection (twice in baseball, three times in swimming).

BIG RED BATTER BRIEFS

#12 RYAN PORTER | SR. | OF/RHP | R/R

2025: .314 / .366 / .628 / .994 | 6 HR | 20 RBI | 2 SB

SUN. AT DARTMOUTH: 0-1

DARTMOUTH SERIES: 1-8, 5K

vs. LHP: .286 (4-for-14, 1 HR)

ACTIVE HIT STREAK: 0 G (0-6)

ROAD TRIP: 4-19 (.211), 4R, 2 2B, RBI, 3BB, 9K

vs. RHP: .319 (23-for-72, 5 HR)

LAST ERROR: 19 G, 3/9/25 at Winthrop (P)

► **ACCOLADES:** Named Ivy League Player of the Week (March 17) after going 7-for-11 (.636) with 4R, 1 double, 3HR, 9RBI ... logged first career multi-HR game and tied Cornell's single-game RBI record (8) in nightcap of 3/15 DH at Towson.

► Went 1-for-8 in last weekend's three-game series against Dartmouth, concluding weekend going hitless in last 6AB/PA ... hitting at .211 clip (4-for-19) on current road trip with 4R, 2 doubles, 1RBI, 3BB, 9K.

► Fifteen of 27H on year have gone for extra bases (nine doubles, 6HR) ... owns team lead in XBH by one (14, **MARK QUATRANI** - 10 doubles, 4HR).

► Despite going hitless in last 7AB of series with Penn, has at least one hit in 13 of previous 19 games and has reached safely in 15 of those contests, slashing .316/.358/.658 over last 19 contests with 1.016 OPS, eight doubles, 6HR, 18RBI, 3BB, and 2HBP.

► Leads all qualified Ivy League hitters with his .628 slugging percentage, 15 points ahead of Columbia's Sam Miller (.613) ... owns team lead in numerous batting categories, including home runs (6), slugging percentage (.628), OPS (.994) ... tied with **JOHN QUINLAN** for team lead in RBI (20).

#15 OWEN CARLSON | SO. | INF | L/R

2025: .265 / .361 / .304 / .665 | 0 HR | 12 RBI | 0 SB

SUN. AT DARTMOUTH: 0-4, BB, K

DARTMOUTH SERIES: 3-11 (.273), 2BB, 3K

vs. LHP: .192 (5-for-26, 0 HR)

ACTIVE HIT STREAK: 0 G (0-5)

ROAD TRIP: 8-28 (.286), 3R, 4RBI, 5BB, 4K

vs. RHP: .289 (22-for-76, 0 HR)

LAST ERROR: 24 G, 3/1/25 (G1) at UMBEC (2B)

► Batted .273 (3-for-11) in last weekend's three-game series at Dartmouth with 2BB, 3K ... hitting .286 (8-for-28) on current road trip with 3R, 4RBI, 5BB, 4K.

► Saw career-long 13-game on-base streak snapped after going 0-for-3 in series finale against Penn (4/14) ... career-high six-game hit streak halted in nightcap of 4/4 DH at Columbia after going 0-for-4 with HBP ... has reached base safely in 26 of his 28 appearances this season (92.9 percent) and has been on base multiple times in 15 games (53.6 percent) ... has reached base safely in 34 of 44 career outings (77.3 percent).

► Enters tonight with 18H over last 18 games and has at least one hit in 14 contests ... slashing .269/.375/.328 during span with .703 OPS, two doubles, one triple, 8RBI, 11BB, 1HBP, and 10K.

#18 TJ SWIDORSKI | JR. | INF/RHP | R/R

2025: .313 / .371 / .531 / .902 | 1 HR | 8 RBI | 0 SB

SUN. AT DARTMOUTH: NO PAs

DARTMOUTH SERIES: NO PLATE APPEARANCES

vs. LHP: .222 (2-for-9, 0 HR)

ACTIVE HIT STREAK: 1 G (2-5, .400)

ROAD TRIP: 7-18 (.389), 4R, 2 2B, HR, 5RBI, 4K

vs. RHP: .348 (8-for-23, 1 HR)

LAST ERROR: 2 G, 4/19/25 at Harvard (3B)

► Did not have any plate appearances during last weekend's series against Dartmouth, as lone appearance came as relief pitcher in series finale on Sunday ... batted .308 (4-for-13) in three-game series at Harvard (4/19-4/20) with 3R, 1 double, 3RBI, and 4K ... has three multi-hit games in five appearances on road trip, leading to .389/.389/.667 slash line with 1.056 OPS, 4R, 2 doubles, 1HR, 5RBI ... notched first career save in series finale with Harvard (4/20) after pitching final 2.0 IP.

► Started at either 3B or been the DH in five of Big Red's last 10 games ... opened road trip with 3-for-5 effort with 1 double, 1HR, 2RBI against Binghamton (4/15), where he a solo home run in fourth inning for second career blast and first HR in 117AB (2/23/23 at James Madison) ... second career three-hit game, joining 3-for-6 outing with 3R and 1 double at Brown (5/4/24).

► Logged pair of pinch-hit appearances in season-opening series against then-No. 17-ranked Duke, reaching base safely in both appearances ... posted a single (2/22) before reaching on a fielder's choice the following day.

#19 MARK QUATRANI | SO. | C | R/R

2025: .333 / .448 / .521 / .969 | 4 HR | 19 RBI | 1 SB

SUN. AT DARTMOUTH: 1-4, R, BB, K

DARTMOUTH SERIES: 4-12 (.333), 2B, BB, 5K

vs. LHP: .200 (4-for-20, 0 HR)

ACTIVE HIT STREAK: 1 G (1-4, .250)

ROAD TRIP: 10-27 (.370), 7R, 3 2B, HR, 2RBI, 5BB, 2HBP, 7K

vs. RHP: .361 (35-for-97, 4 HR)

LAST ERROR: 31 G, 5/20/24 vs. Penn (C)

► Had .333 batting average (4-for-12) in last weekend's series at Dartmouth with 1 double, 1BB, 5K ... opened series with 3-for-4 performance (1 double) for fourth three-hit game of season and his third game in April with three-plus hits.

► Hitting team-best .370 (10-for-27) during current road trip with 7R, 3 doubles, 1HR, 2RBI, 5BB, 2HBP, 7K ... opened road trip at Binghamton (4/15) with 3-for-4 effort with 2R, 1HR, 1RBI, 1BB, 1SO, leading to .370/.500/.593 slash line with 1.093 OPS, 3 doubles, 1HR, 2RBI, 5BB, 2HBP, and 7K ... eighth-inning solo home run at Binghamton, which trimmed Big Red's deficit to 8-5, was his 15th career home run, tying **JOHN DeMAYO** (1979-82), **MIKE KALFOPOULOS** (1982-85), and **MAX JENSEN** (2022-Pres.) for 12th-most home runs in Big Red program history.

► Since going 0-for-5 in nightcap of 3/22 DH at Yale, has reached safely in 16 of last 17 games and has a hit in 14 games during span, slashing .375/.468/.563 with 1.031 OPS, six doubles, 2HR, 9RBI, 7BB, 6HBP, and 12K ... successfully reached safely in 27 of 30 games on season (90.0 percent) and in 53 of 59 career games with a plate app. (89.8 percent) ... reached base multiple times on 41 occasions (69.5 percent), including in 19 of 30 games this season (63.3 percent) ... drawn a walk in six of last eight games and has a free pass (walk or HBP) in eight of last 11 games.

► After starting season hitless in first 11AB (12PA), has batted .368 (39-for-106) with .368/.481/.462 slash line, .943 OPS, 25R, 10 doubles, 4HR, 19RBI, 13BB, 12HBP, and 20K.

► Owns team lead with 35H, eight more than second-place holder, **CADEN WILDMAN** (31) ... also has team-best .333 batting average, 10 doubles, and 12HBP ... his 12 HBP are tied with **RANDY KOCH** (1992), **VINNIE SANTO** (2002), **SETH GORDON** (2006), and **DALE WICKHAM** (2018) for third-most HBPs in single season; three HBP away from tying **MARLIN McPHAIL** (1979) for single-season record ... 23 career HBP stands as fifth-highest total in Big Red program history, six shy of tying **BRIAN BILLIGEN** (2009-12) for program record.

► Named Ivy League Rookie of the Year in 2024, becoming third Cornell player to earn honor (**BILL WALKENBACH** - 1995; **KELLEN URBON** - 2012) ... also received First Team All-Ivy honors, serving as lone freshman to earn distinction ... sixth Cornell freshman named First Team All-EIBL or All-Ivy since 1976 — first year freshman were eligible to play on varsity team — joining **GREG MYERS** (1979), **JOHN DeGIOVANNI** (1980), Walkenbach (1995), **JUSTIN MILO** (2007), and Urbon (2012).

► Started 29 of 30 appearances (20 starts at C, nine as DH) while finishing season with .362/.492/.714 slash line and 1.231 OPS with two doubles, one triple, 11 home runs, and 43 RBI ... 11 HR were most by Cornell freshman in program history ... became fourth Big Red player to hit 10-plus HR in season, joining **CHRIS CRUZ** (12 in 2012), **ERIC KIRBY** (11 in 1995), and **ERIK RICO** (11 in 2002) ... 43 RBI tied **GUY LEACH** (1988) for second-most in program history, two shy of **PETE WATZKA**'s program record (45 in 1971) ... fifth-highest on-base percentage (.492) by Cornell player with at least 80 ABs714 slugging percentage marked second time in program history a player had at least a .700 slugging percentage (min. 80 ABs), only trailing Rico's .768 figure in 2002.

► Finished within top 10 among Ivy League hitters in OBP and OPS (2nd), batting average and slugging percentage (3rd), home runs and RBI (T-5th), and hit by pitches (T-6th) ... drove in Ivy League-leading 30 RBI in conference games and hit seven of 11 HR against Ancient Eight opponents, tied for third-most in league.

BIG RED BATTER BRIEFS

#20 KEVIN HAGER | SO. | INF | R/R

2025: .282 / .410 / .400 / .810 | 2 HR | 19 RBI | 2 SB

SUN. AT DARTMOUTH: 1-4, RBI, K

DARTMOUTH SERIES: 2-10 (.200), R, 2RBI, 2BB, 2K
ROAD TRIP: 5-29 (.172), 4R, 3RBI, 2BB, 2HBP, 5K, 1SB

vs. LHP: .421 (8-for-19, 1 HR)
vs. RHP: .253 (23-for-91, 1 HR)

ACTIVE HIT STREAK: 1 G (1-4, .250)
LAST ERROR: 0 G, 4/27/25 at Dartmouth (SS)

► **WATCH LIST:** Named to Brooks Wallace Award Watch List on 4/18, comprised of the top 100 shortstops in collegiate baseball ... award is presented annually to top shortstop in collegiate baseball.

► **ACCOLADES:** Received Ivy League Player of the Week honors (2/24) after igniting Cornell to season-opening upset victory over No. 17-ranked Duke (2/21) ... third-inning leadoff HR was first of 10 unanswered runs scored Cornell in its 11-8 win ... batted .500 (3-for-6) with 1HR and 2RBI while leading team with 4R and drawing 3HBP.

► Batted .200 (2-for-10) in last weekend's three-game series against Dartmouth with 1R, 2RBI, 2BB, 2K ... hitting .172 (5-for-29) during current road trip with 4R, 3RBI, 2BB, 2HBP, 5K, 1SB.

► Reached safely in each of last 10 games with .195/.283/.244 slash line, .527 OPS, 5R, 2 doubles, 4RBI, 2BB, 3HBP, 7K ... has also reached in 25 of last 26 games (96.2 percent), slashing .283/.407/.384 with .790 OPS, 22R, seven doubles, 1HR, 17RBI, 15BB, 7HBP, and 16K ... been on base in 28 of 30 games this season (93.3 percent) and in 46 of his 53 career games (86.8 percent), dating back to last season.

► Started 21 of 23 appearances last season, all of which came at SS ... batted .241 with 1 double, 4HR, and 12RBI ... six of 12 RBI came in Ivy League Tournament, earning spot on All-Tournament team ... concluded campaign on season-high five-game hit streak ... posted first collegiate XBH (RBI double) against Richmond (March 16) ... registered first collegiate HR — first of three consecutive Cornell HRs — against Dartmouth in nightcap of 3/30 DH ... other three HR came against Penn on 4/14 in regular season and 5/19 and 5/20 in Ivy League Tournament ... committed four errors in 92 fielding chances (.957 fielding percentage) ... brother, **FRANK JR.**, played baseball at Cornell for four years (2009-12) before serving as an assistant coach for seven years (2016-22).

#22 JAKOBI DAVIS | SR. | OF | L/L

2025: .250 / .386 / .433 / .819 | 5 HR | 18 RBI | 9 SB

SUN. AT DARTMOUTH: 3-4, 2R, HR, RBI, SB

DARTMOUTH SERIES: 4-11 (.364), 3R, 2HR, 2RBI, BB, 2K, SB
ROAD TRIP: 7-23 (.304), 5R, 3HR, 7RBI, 5BB, 6K, 3SF, 2SB

vs. LHP: .391 (9-for-23, 3 HR)
vs. RHP: .210 (17-for-81, 2 HR)

ACTIVE HIT STREAK: 2 G (4-6, .667)
LAST ERROR: 80 G, 4/8/23 vs. Brown (CF)

► Batted .364 (4-for-11) in last weekend's three-game series at Dartmouth with 3R, 2HR, 2RBI, 1BB, 2K, 1SB ... hit home runs in final two games of series against Big Green, marking first time in collegiate career he hit home runs in consecutive games.

► Hit leadoff in series finale against Harvard (4/20) for first time since 3/4/23 vs. Purdue Fort Wayne ... hit leadoff home run, becoming sixth Big Red player since 2002 to accomplish the feat, joining **SETH GORDON** (4/28/04 vs. Siena), **BRIAN BILLIGEN** (3/22/11 at James Madison), **ELLIS BITAR** (4/24/16 at Penn), **ADAM SAKS** (4/19/19 at Harvard), and **WILS GUY** (3/25/22 vs. Harvard).

► Hitting for .304 average (7-for-23) on current road trip after going 0-for-3 with 1RBI, 2BB, 2K to begin road swing at Binghamton (4/15), hitting a home run in three of last four games ... reached safely in 26 of 30 games this season (86.7 percent) and has reached multiple times 16 times (53.3 percent) ... over last 37 games, is slashing .264/.389/.434 with .823 OPS, 25R, three doubles, two triples, 5HR, 21RBI, 28BB, 1HBP, 4SF, and has gone 10-for-11 on steal attempts.

► All 35 of appearances in 2024 were starts in CF ... batted .265 with four doubles, two triples, 3HR, and 14RBI ... successful on five of seven steal attempts ... went 3-4 against Penn (April 14), matching single-game high for hits ... recorded both triples on road against James Madison (March 3) and Brown (May 4) ... two of three HR occurred at Booth Field; first HR was final blast of three consecutive HR hit against Dartmouth in nightcap of March 30 twin bill ... did not register an error in his 71 fielding opportunities.

#30 WILLIAM JAUN | SR. | 1B/LHP | L/L

2025: .250 / .340 / .318 / .658 | 0 HR | 7 RBI | 0 SB

SUN. AT DARTMOUTH: 0-1, 2BB

DARTMOUTH SERIES: 0-4, 2BB, 3K
ROAD TRIP: 0-4, 2BB, 3K

vs. LHP: .750 (3-for-4, 0 HR)
vs. RHP: .200 (8-for-40, 0 HR)

ACTIVE HIT STREAK: 0 G (0-15)
LAST ERROR: 10 G, 3/29/24 vs. Brown (1B)

► Went 0-for-4 in last weekend's three-game series at Dartmouth, drawing 2BB and having 3K ... hitless in last 15AB/18PA (2BB, 1HBP), dating back to nightcap of 4/4 DH at Columbia ... batted .333 (3-12) in series with Columbia with 1R, 1 double, 3RBI, 1HBP, and 2K ... went 3-for-4 in latter game of DH with Lions, having a double and career-high 3RBI ... three-hit performance was second such game of collegiate career, joining 3-for-4 outing with 1 double, 1RBI, 1BB, 1K against Yale (3/22).

► Has made 10 relief appearances out of Big Red bullpen on season, which includes registering saves in latter games of doubleheaders against UMBC (3/1) and Brown (3/29).

► Registered 19AB over first month of 2024 before sustaining injury that forced him out of action for a month ... went 3-for-19 at plate, recording a double (Georgia Tech - 2/24) and RBI (Georgetown - 3/10) ... father, Gregory, played four years of baseball at Notre Dame (1980-83) ... brother, Eric, was outfielder at Babson (2016-19).

#31 RYAN DILLON | FR. | C | R/R

2025: .000 / .000 / .000 / .000 | 0 HR | 0 RBI | 0 SB

SUN. AT DARTMOUTH: DID NOT PLAY

DARTMOUTH SERIES: NO APPEARANCES
ROAD TRIP: NO APPEARANCES

vs. LHP: .000 (0-for-1, 0 HR)
vs. RHP: .000 (0-for-2, 0 HR)

ACTIVE HIT STREAK: 0 G (0-3)
LAST ERROR: 2 G without error

► Has not played in any of last 13 games ... last appearance came in nightcap of 3/29 DH against Brown, where he made first collegiate start (caught and batted 9th) ... went 0-for-2 with 1K before being pulled ... action was first time appearing in game since serving as PH in ninth inning at No. 17-ranked Duke (2/23).

► Earned four varsity letters in baseball at Marlborough HS, where he was a three-year captain and named Team MVP on three occasions ... named to *Worcester Telegram & Gazette* All-Star team in 2024 ... three-time honoree to Mid-Wach All-Star teams, earning second-team honors in 2022 and first-team honors in 2023 and 2024, and was named league MVP in 2024 ... received Preseason All-American honorable mention honors from Perfect Game in 2023 (underclassmen) and 2024 ... member of National Honor and Business Honor Societies ... volunteered with Unified Basketball and Best Buddies for all four years of high school ... played travel baseball for four years with the Nokona Chiefs.

#41 JACKSON MARKO | JR. | C | R/R

2025: .000 / .000 / .000 | 0 HR | 0 RBI | 0 SB

SUN. AT DARTMOUTH: DID NOT PLAY

DARTMOUTH SERIES: NO APPEARANCES
ROAD TRIP: NO APPEARANCES

vs. LHP: .000 (0-for-0, 0 HR)
vs. RHP: .000 (0-for-0, 0 HR)

ACTIVE HIT STREAK: —
LAST ERROR: 0 G

► Seeking to make collegiate debut ... did not appear in any games in 2024 after joining team as a walk-on.

► Played two years of baseball at Christian Brothers Academy in Syracuse, N.Y., where he was a sectional champion in 2021, along with earning two league titles in 2021 and 2022 ... named team captain in 2022 and received John P. Durkin Award for sportsmanship, leadership, and character ... member of National Honor Society and was awarded Distinguished Senior Award ... member of Dean's List at Cornell.

2025 BIG RED HOME RUNS

PLAYER	HR	vL	vR	ROAD/		RUNNERS ON				OUTS			TIED		GO	DIRECTION					TEAM	LAST HR			ABS
				HOME	NEUTRAL	0	1	2	3	0	1	2	GAME	AHEAD		LF	LC	CF	RC	RF		W-L	DATE	OPPONENT	PITCHER
Mason Barela	1	—	1	—	1	—	1	—	—	—	—	1	—	—	—	1	—	—	—	—	0-1	4/19/25 ^(G2)	Harvard	Pauley	1
Tyler Beaulieu	—	—	—	—	—	—	—	—	—	—	—	—	—	—	—	—	—	—	—	—	—	—	—	—	—
Owen Carlson	—	—	—	—	—	—	—	—	—	—	—	—	—	—	—	—	—	—	—	—	—	5/1/24	Binghamton	Sajeski	105
Jakobi Davis	5	3	2	—	5	4	1	—	—	4	1	—	1	2	—	—	—	—	1	4	2-3	4/27/25	Dartmouth	Lee	0
Ryan Dillon	—	—	—	—	—	—	—	—	—	—	—	—	—	—	—	—	—	—	—	—	—	—	—	—	—
Kevin Hager	2	1	1	—	2	2	—	—	—	1	1	—	—	1	—	2	—	—	—	—	2-0	3/15/25 ^(G2)	Towson	Whiteman	78
William Jaun	—	—	—	—	—	—	—	—	—	—	—	—	—	—	—	—	—	—	—	—	—	—	—	—	—
Max Jensen	5	1	4	1	4	4	—	1	—	4	1	—	—	—	—	1	1	—	—	3	4-0	3/28/25 ^(G2)	Brown	Keel	0
Luke Johnson	4	—	3	1	3	3	—	1	—	3	1	—	—	2	—	4	—	—	—	—	1-3	4/27/25	Dartmouth	Lee	0
Jackson Marko	—	—	—	—	—	—	—	—	—	—	—	—	—	—	—	—	—	—	—	—	—	—	—	—	—
Kyle Musser	3	2	1	1	2	1	2	—	—	1	1	1	—	1	—	2	1	—	—	—	1-2	4/19/25 ^(G2)	Harvard	Bergsma	18
Ryan Porter	6	1	5	1	5	3	1	1	1	2	3	1	1	1	—	5	—	—	1	—	3-2	4/13/25 ^(G1)	Penn	Coyne	28
Mark Quatrani	4	—	4	1	3	1	2	1	—	2	2	—	—	2	—	1	1	1	1	—	1-3	4/15/25	Binghamton	Griffith	23
John Quinlan	2	—	2	—	2	1	1	—	—	1	—	1	—	1	—	—	1	—	1	—	1-1	3/16/25	Towson	DeProspero	60
Jayden Shin	—	—	—	—	—	—	—	—	—	—	—	—	—	—	—	—	—	—	—	—	—	—	—	—	—
TJ Swidorski	1	—	1	—	1	1	—	—	—	—	1	—	—	—	—	—	—	—	—	1	0-1	4/15/25	Binghamton	Packard	16
Beck Urofsky	—	—	—	—	—	—	—	—	—	—	—	—	—	—	—	—	—	—	—	—	—	—	—	—	—
Matthew Walters	—	—	—	—	—	—	—	—	—	—	—	—	—	—	—	—	—	—	—	—	—	—	—	—	—
Caden Wildman	3	—	3	1	2	2	1	—	—	—	2	1	1	1	—	3	—	—	—	—	1-2	4/26/25	Dartmouth	Albert	5

2-HR GAMES (2)

PLAYER (CAREER NO.)	DATE / OPP
Max Jensen (1)	3/1 (G2) at UMBC
Ryan Porter (1)	3/15 (G2) at TOW

GRAND SLAMS (1)

PLAYER (CAREER NO.)	DATE / OPP
Ryan Porter (1)	3/15 (G2) at TOW

LEADOFF HR (1)

PLAYER (CAREER NO.)	DATE / OPP
Jakobi Davis (1)	4/20 at HAR

INSIDE-THE-PARK (0)

PLAYER (CAREER NO.)	DATE / OPP
---------------------	------------

3-HR GAMES (0)

PLAYER (CAREER NO.)	DATE / OPP
---------------------	------------

PINCH-HIT HR (0)

PLAYER (CAREER NO.)	DATE / OPP
---------------------	------------

WALK-OFF HR (0)

PLAYER (CAREER NO.)	DATE / OPP
---------------------	------------

BACK-TO-BACK (1)

PLAYERS	DATE / OPP
J.Davis / L.Johnson	4/27 at DART

BIG RED MISCELLANEOUS BATTING

PLAYER	MULTI-HIT GAMES						MULTI-RBI GAMES						HIT STREAKS				CAREER HIGH		HITS	
	2	3	4	5+	TOTAL	CAREER	2	3	4	5+	TOTAL	CAREER	5-9	10-14	15+	ACTIVE	2025 HIGH	CAREER HIGH	INFIELD	BUNT
Mason Barela	—	—	—	—	—	—	1	—	—	—	1	1	—	—	—	2	2, (4/15 - Pres.)	2, 2025	—	—
Tyler Beaulieu	—	—	—	—	—	—	—	—	—	—	—	—	—	—	—	—	—	—	—	—
Owen Carlson	5	1	—	—	6	9	—	1	—	—	1	1	2	—	—	0	6, (3/22 - 4/4)	6, 2025	2	3
Jakobi Davis	6	1	—	—	7	22	4	—	—	—	4	13	1	—	—	2	5, (3/9 - 3/22)	7, 2024-25	3	1
Ryan Dillon	—	—	—	—	—	—	—	—	—	—	—	—	—	—	—	—	—	—	—	—
Kevin Hager	6	2	—	—	8	13	2	1	1	—	4	7	1	—	—	1	5, (3/15 - 3/23)	6, 2024-25	3	—
William Jaun	1	2	—	—	3	3	1	1	—	—	2	2	—	—	—	0	3, (3/28 - Pres.)	4, 2024-25	—	—
Max Jensen	2	3	—	—	5	41	3	1	—	—	4	25	1	—	—	1	7, (3/1 - 3/15)	20, 2024-25	—	—
Luke Johnson	2	1	—	—	3	7	2	1	—	—	3	5	—	—	—	1	4, (4/13 - 4/25)	5, 2024	3	—
Jackson Marko	—	—	—	—	—	—	—	—	—	—	—	—	—	—	—	—	—	—	—	—
Kyle Musser	2	5	—	—	7	10	4	—	—	—	4	7	—	—	—	0	3, (4/19 - 4/20)	4, (2x), Last: 2024	—	—
Ryan Porter	4	3	1	—	8	20	2	1	—	1	4	13	—	—	—	0	5, (4/4 - 4/13)	5, 2025	1	—
Mark Quatrani	8	4	—	—	12	24	3	1	—	1	5	16	2	—	—	1	9, (3/23 - 4/13)	10, 2024	3	—
John Quinlan	4	1	—	—	5	32	6	2	—	—	8	15	1	1	—	0	10, (3/1 - 3/23)	10, 2025	1	2
Jayden Shin	—	—	—	—	—	—	—	—	—	—	—	—	—	—	—	—	—	—	—	—
TJ Swidorski	2	1	—	—	3	10	2	1	—	—	3	6	—	—	—	1	2, (2x), Last: (4/15 - 4/19)	3, 2023	—	1
Beck Urofsky	—	—	—	—	—	—	—	—	—	—	—	—	—	—	—	—	—	—	—	—
Matthew Walters	—	—	—	—	—	—	—	—	—	—	—	—	—	—	—	—	—	—	—	—
Caden Wildman	7	1	—	—	8	16	2	2	—	—	4	9	3	—	—	3	8, (4/4 - 4/19)	11, 2024	2	1

Bold denotes active streak

BIG RED 2025 BATTING SPLITS

	AB	R	H	2B	3B	HR	RBI	BB	SO	AVG	OBP	SLG	OPS
TOTALS	1052	202	286	58	5	36	182	149	252	.272	.381	.439	.820
Home	192	34	49	10	1	6	31	26	42	.255	.359	.411	.771
Away	787	154	216	45	4	28	137	113	189	.274	.385	.449	.834
Neutral	73	14	21	3	0	2	14	10	21	.288	.391	.411	.802
Day	1017	197	277	57	5	34	177	138	242	.272	.379	.439	.817
Night	35	5	9	1	0	2	5	11	10	.257	.435	.457	.892
February	103	14	24	5	1	2	13	12	29	.233	.350	.359	.709
March	500	122	143	30	3	19	111	89	112	.286	.410	.472	.882
April	449	66	119	23	1	15	58	48	111	.265	.354	.421	.775
May	—	—	—	—	—	—	—	—	—	—	—	—	—

BIG RED LINEUP PRODUCTION

	AB	R	H	2B	3B	HR	RBI	BB	SO	AVG	OBP	SLG	OPS
1st	125	25	29	6	1	3	22	24	29	.232	.364	.368	.732
2nd	126	23	29	5	2	5	21	19	22	.230	.364	.421	.784
3rd	124	22	41	8	0	6	24	12	26	.331	.426	.540	.966
4th	117	27	30	8	0	3	11	17	24	.256	.382	.402	.784
5th	120	17	27	10	0	1	14	11	39	.225	.316	.333	.650
6th	108	26	35	6	1	3	20	24	26	.324	.456	.481	.937
7th	111	24	36	8	1	8	33	14	28	.324	.417	.631	1.047
8th	112	22	35	3	0	3	21	14	30	.313	.391	.420	.810
9th	109	16	24	4	0	4	15	14	28	.220	.313	.367	.679

DAILY BATTING LOGS														
PLAYER	3/29 (2) vs. BRWN	4/4 (1) at COL	4/4 (2) at COL	4/5 at COL	4/13 (1) vs. PENN	4/13 (2) vs. PENN	4/14 vs. PENN	4/15 at BING	4/19 (1) at HAR	4/19 (2) at HAR	4/20 at HAR	4/25 at DART	4/26 at DART	4/27 at DART
Mason Barela	h							k1wkk		ko4c				
Tyler Beaulieu														
Owen Carlson	Fk3eo	1ow	oohoo	w2ook	1wooo	o1k1	ooc	oowwww	1oooo	oek1o	1o11o	k1ow	1o1k	kcwoo
Jakobi Davis	11ww	ooo	kkok	1kok	2o1k	1koc	kook	kowwk	F1ow	kwkF	4ooFo1	kkooo	ow4o	11o4
Ryan Dillon	ko													
Kevin Hager	woow1	o1do	o1w2o	Fkkeo	od2k2	oooh	k1oo	oooo1	kooo1	oooho	ko1hok	ow1o	kwoo	oko1
William Jaun	w1oce	ood	112oh	kooko	oooo		o						kkk	wow
Max Jensen	oo4													
Luke Johnson	oo	okk	k1ko	ooow		oo4o	1okk				k12ko	oc4w	oco	11k4
Jackson Marko														
Kyle Musser						11o1	4kok	kokwo	w21o1	k3o4o	oo1h11	kkkhd	ooko	ocdoh
Ryan Porter		e1o	12okk	oo4k	ho42	2dkk	koko		1k2ok	kokw	2owwo	k1kk	kko	o
Mark Quatrani	h11oo	1ooo	hkdo1	2o1w1	h1ok1	o1ko	wkoo	w1k14	wokoo	woo1o	hw22ho	121k	kkko	1kowc
John Quinlan	ho21w	oowd	wo1ho	k2oww	kkwkk	oo1k	o1oo	owwwook	k1ooo			oooo1	h	ookk
Jayden Shin	k													
TJ Swidorski		k			wooo			24d1o	1ok1	okkc	1ok2o			
Beck Urofsky														
Matthew Walters														
Caden Wildman	2co1F	wdeo	1oc1c	1k12o	cw1ok	4doo	w1w1	1oewk	koo21	1kwb	kokhk	bo2o	k4ok	wkk1
KEY: 1-Single, 2-Double, 3-Triple, 4-Home Run, o-Out, k-Strikeout, w-Walk, W-Int. Walk, h-Hit by Pitch, e-Reached on Error, b-Sac Bunt, F-Sac Fly, c-Fielder's Choice, d-Double Play;														
NOTE: Shading denotes started game; read left-to-right for first-to-last AB.														

BIG RED W-L RECORD BY LINEUP CARD																	
PLAYER	BATTING ORDER (STARTS)									BY POSITION (STARTS)							
	1ST	2ND	3RD	4TH	5TH	6TH	7TH	8TH	9TH	C	1B	2B	3B	SS	LF	CF	RF
Mason Barela	—	—	—	—	—	—	—	0-1	0-1	0-2	—	—	—	—	—	—	—
Tyler Beaulieu	—	—	—	—	—	—	—	—	—	—	—	—	—	—	—	—	—
Owen Carlson	0-3	1-3	—	—	—	—	1-3	3-6	5-3	—	—	10-18	—	—	—	—	—
Jakobi Davis	1-1	—	—	—	2-1	6-6	0-2	2-7	0-2	—	—	—	—	—	11-19	—	—
Ryan Dillon	—	—	—	—	—	—	—	—	1-0	1-0	—	—	—	—	—	—	—
Kevin Hager	—	0-1	—	8-9	0-1	0-5	3-3	—	—	—	—	—	—	11-19	—	—	—
William Jaun	—	—	—	—	1-2	1-3	2-2	—	—	—	4-5	—	—	—	—	—	0-2
Max Jensen	—	6-3	3-5	—	—	—	—	—	—	—	3-5	—	6-3	—	—	—	—
Luke Johnson	—	—	—	—	—	—	—	0-1	5-11	—	—	—	5-12	—	—	—	—
Jackson Marko	—	—	—	—	—	—	—	—	—	—	—	—	—	—	—	—	—
Kyle Musser	—	4-11	0-1	—	3-1	0-1	—	—	—	—	4-9	—	—	—	—	—	3-5
Ryan Porter	—	—	0-1	—	2-3	1-3	4-6	—	—	—	—	—	—	—	1-2	0-1	6-10
Mark Quatrani	—	—	8-12	3-7	—	—	—	—	—	10-17	—	—	—	—	—	—	1-2
John Quinlan	10-15	0-1	—	—	—	—	0-1	—	—	—	—	—	—	10-17	—	—	—
Jayden Shin	—	—	—	—	—	—	—	—	—	—	—	—	—	—	—	—	—
TJ Swidorski	—	—	—	—	—	0-1	1-1	1-1	0-2	—	—	1-1	0-4	—	—	—	1-0
Beck Urofsky	—	—	—	—	—	—	—	—	—	—	—	—	—	—	—	—	—
Matthew Walters	—	—	—	—	—	—	—	—	—	—	—	—	—	—	—	—	—
Caden Wildman	—	—	—	0-3	3-11	3-0	0-1	5-3	—	—	—	—	—	—	—	11-18	—

RUNS BY INNING																
	1	2	3	4	5	6	7	8	9	10	11	12	13	14	15	TOTAL
BIG RED	18	18	22	22	23	40	27	27	3	2	—	—	—	—	—	202
OPPONENTS	19	29	31	15	44	29	37	34	22	0	—	—	—	—	—	260
DIFFERENCE	-1	-11	-9	+7	-21	+11	-10	-7	-19	+2	—	—	—	—	—	-58

VICTORY MARGIN																
	1	2	3	4	5	6	7	8	9	10	11	12	13	14	15+	
BIG RED	3	—	6	1	—	—	—	—	—	—	1	—	—	—	—	
OPPONENTS	7	1	3	1	1	2	—	—	1	—	—	—	—	1	2	

BIG RED MULTI-RUN INNINGS		
	TIMES	LAST TIME
2 Runs	22	4/27 at Dartmouth (9th inning, 2 hits)
3 Runs	17	4/20 at Harvard (5th inning, 3 hits)
4 Runs	1	4/19 (G1) at Harvard (2nd inning, 5 hits)
5 Runs	3	3/29 (G2) vs. Brown (1st inning, 2 hits)
6 Runs	3	4/19 (G2) at Harvard (8th inning, 3 hits)
7 Runs	1	3/15 (G2) at Towson (6th inning, 6 hits)
8 Runs	2	4/20 at Harvard (6th inning, 5 hits)
9 Runs	0	—
10+ Runs	0	—

BIG RED COMEBACK VICTORIES								
DATE	OPPONENT	SITE	LDS	LTS	GO-AHEAD PLAY DETAILS	SBP	SAP	FINAL
3/1 (G1)	UMBC	A	(E2)0-3	(E3)2-4	Jensen two-RBI single	(T5)4-4	6-4	8-7
3/1 (G2)	UMBC	A	(E1)0-7	(E2)2-7	Johnson three-run home run (first collegiate home run)	(T3)6-7	9-7	16-13
3/22 (G2)	* Yale	A	(E1)0-3	(E2)2-3	Davis RBI groundout to 1B unassisted	(T3)3-3	4-3	7-4
3/28 (G2)	* Brown	H	(M5)8-9	(M5)8-9	Quinan two-RBI infield single	(B5)8-9	10-9	13-10
4/20	* Harvard	A	(E5)5-6	(E5)5-6	Quatrani RBI double	(T6)6-6	7-6	14-13
* - Ivy League regular-season game; ^ - walkoff; V/H - Cornell's batting designation; LDS - (inning)largest deficit score (latest listed if there were ties for largest deficit); LTS - (inning)latest trailed score; SBP - (inning)score before go-ahead play; SAP - score after go-ahead play; Note: Bold denotes a Cornell home game.								

2025 GAME-BY-GAME BATTING STATISTICS

DATE	OPPONENT	W/L	SCORE	AB	R	H	RBI	2B	3B	HR	TB	BB	IBB	SB	CS	HBP	SH	SF	GDP	SO	AVG	OBP	SLG	OPS	
2/21	at Duke	W	11-8	38	11	10	10	3	1	2	21	5	0	2	0	2	1	1	0	8	.263	.370	.553	.922	
2/22	at Duke	L	2-16	31	2	6	2	1	0	0	7	5	0	1	0	2	0	0	1	12	.232	.357	.406	.763	
2/23	at Duke	L	1-18	34	1	8	1	1	0	0	9	2	0	0	0	3	0	0	1	9	.233	.350	.359	.709	
DUKE SERIES		1-2	14-42	103	14	24	13	5	1	2	37	12	0	3	0	7	1	1	2	29	.233	.350	.359	.709	
3/1	at UMBC	W	8-7	41	8	9	8	1	0	2	16	8	0	1	1	0	0	0	1	8	.229	.349	.368	.717	
3/1	at UMBC	W	16-13	36	16	11	15	4	0	3	24	11	0	1	0	0	0	0	1	8	.244	.374	.428	.802	
UMBC SERIES		2-0	24-20	77	24	20	23	5	0	5	40	19	0	2	1	0	0	0	2	16	.260	.406	.519	.926	
3/7	vs. Michigan State	L	2-3	33	2	8	2	1	0	1	12	4	0	0	1	2	1	0	0	8	.244	.372	.418	.790	
3/8	vs. UAB	L	12-13	40	12	13	12	2	0	1	18	6	0	1	0	1	0	1	0	13	.257	.379	.423	.802	
3/9	at Winthrop	L	4-10	34	4	8	4	0	0	1	11	3	0	1	0	3	0	1	0	7	.254	.375	.411	.786	
FIRST PITCH INVITE STATS		0-3	18-26	107	18	29	18	3	0	3	41	13	0	2	1	6	1	2	0	28	.271	.375	.383	.758	
3/15	at Towson	L	5-6	30	5	5	4	1	1	1	11	7	0	0	1	0	0	1	0	8	.246	.369	.407	.776	
3/15	at Towson	W	18-7	43	18	20	15	4	1	4	38	7	0	3	0	4	0	0	0	8	.272	.394	.464	.858	
3/16	at Towson	W	8-5	38	8	14	8	0	0	3	23	4	0	1	0	1	1	0	2	5	.281	.398	.477	.876	
TOWSON SERIES		2-1	31-18	111	31	39	27	5	2	8	72	18	0	4	1	5	1	1	2	21	.351	.459	.649	1.108	
3/22	at Yale	W	13-12	46	13	17	10	4	0	1	24	9	0	5	1	2	1	0	0	12	.291	.408	.482	.890	
3/22	at Yale	W	7-4	35	7	10	7	4	0	0	14	7	1	1	0	1	1	1	1	6	.290	.408	.476	.884	
3/23	at Yale	L	3-9	35	3	6	2	4	0	0	10	4	0	1	0	3	0	0	0	11	.282	.402	.463	.865	
YALE SERIES		2-1	23-25	116	23	33	19	12	0	1	48	20	1	7	1	6	2	1	1	29	.284	.413	.414	.826	
3/29	BROWN	L	4-5	32	4	5	3	2	0	0	7	4	0	0	0	1	0	1	0	11	.275	.394	.449	.842	
3/29	BROWN	W	9-6	26	9	5	8	1	0	1	9	9	0	5	0	1	0	2	1	4	.271	.394	.444	.838	
3/30	BROWN	W	13-10	31	13	12	13	2	1	1	19	6	0	2	0	3	0	2	0	3	.277	.400	.453	.852	
BROWN SERIES		2-1	26-21	89	26	22	24	5	1	2	35	19	0	7	0	5	0	5	1	18	.247	.390	.393	.783	
4/4	at Columbia	L	1-10	29	1	4	1	0	0	0	4	3	0	1	0	0	0	0	4	3	.271	.392	.438	.831	
4/4	at Columbia	W	7-3	37	7	12	6	3	0	0	15	2	0	2	0	4	0	0	1	8	.274	.394	.436	.830	
4/5	at Columbia	L	9-13	36	9	10	8	4	0	1	17	5	0	2	1	0	0	1	0	10	.274	.392	.438	.830	
COLUMBIA SERIES		1-2	17-26	102	17	26	15	7	0	1	36	10	0	5	1	4	0	1	5	21	.255	.342	.353	.695	
4/13	PENN	L	3-4	35	3	10	3	4	0	1	17	4	0	2	1	2	0	0	1	8	.274	.392	.441	.832	
4/13	PENN	L	4-9	35	4	11	3	1	0	2	18	0	0	1	0	1	0	0	2	6	.276	.390	.444	.833	
4/14	PENN	L	1-16	33	1	6	1	0	0	1	9	3	0	0	0	0	0	0	0	10	.272	.384	.437	.821	
PENN SERIES		0-3	8-29	103	8	27	7	5	0	4	44	7	0	3	1	3	0	0	3	24	.262	.327	.427	.755	
4/15	at Binghamton	L	5-8	35	5	9	5	1	0	2	16	11	0	0	1	0	0	0	1	10	.272	.387	.438	.824	
4/19	at Harvard	L	5-8	39	5	13	5	3	0	0	16	3	0	2	0	0	0	1	0	7	.274	.386	.437	.823	
4/19	at Harvard	L	8-9	33	8	6	5	0	1	2	14	4	0	1	0	1	1	1	0	10	.271	.382	.436	.818	
4/20	at Harvard	W	14-13	40	14	16	12	5	0	1	24	3	0	1	1	5	0	1	0	8	.276	.387	.443	.830	
HARVARD SERIES		1-2	27-30	112	27	35	22	8	1	3	54	10	0	4	1	6	1	3	0	25	.313	.389	.482	.871	
4/25	at Dartmouth	L	3-5	34	3	9	3	2	0	1	14	3	0	1	0	1	1	0	1	10	.276	.386	.442	.827	
4/27	at Dartmouth	L	2-3	30	2	4	2	0	0	2	10	2	0	0	1	1	0	0	0	13	.272	.381	.439	.820	
4/27	at Dartmouth	L	4-7	33	4	9	4	0	0	2	15	5	0	1	1	1	0	0	1	8	.272	.381	.439	.820	
DARTMOUTH SERIES		0-3	9-15	97	9	22	9	2	0	5	39	10	0	2	2	3	1	0	2	31	.227	.318	.402	.720	
4/29 at Binghamton																									
SEASON VS. BINGHAMTON																									
5/3 PRINCETON																									
5/3 PRINCETON																									
5/4 PRINCETON																									
PRINCETON SERIES																									
SEASON TOTALS				1052	202	286	182	58	5	36	462	149	1	39	10	45	7	14	19	252	.272	.381	.439	.820	



2025 TEAM STATISTICS (as of 4/28/25)

	STAT	NCAA	IVY
BASE ON BALLS	149	273rd	4th
BATTING AVERAGE	.272	180th	4th
DOUBLE PLAYS	21	256th	6th
DOUBLE PLAYS / GAME	0.70	112th	4th
DOUBLES	58	270th	4th
DOUBLES / GAME	1.93	105th	3rd
EARNED RUN AVERAGE	8.33	267th	8th
FIELDING PERCENTAGE	.975	56th	1st
HIT BATTERS	64	106th	4th
HIT BY PITCH	45	243rd	5th
HITS	286	292nd	4th
HITS ALLOWED / 9 INN.	9.64	137th	2nd
HOME RUNS	36	187th	2nd
HOME RUNS / GAME	1.20	95th	2nd
ON-BASE PERCENTAGE	.381	168th	4th
RUNS	202	280th	4th
SACRIFICE BUNTS	7	267th	5th
SACRIFICE FLIES	14	217th	5th
SCORING	6.7	145th	4th
SHUTOUTS	—	—	—
SLUGGING PCT.	.439	140th	3rd
STOLEN BASES	39	211th	5th
STOLEN BASES / GAME	1.30	128th	3rd
SO/BB RATIO	0.95	289th	8th
STRIKEOUTS / 9 INN.	6.7	274th	8th
TRIPLE PLAYS	—	—	—
TRIPLES	5	233rd	7th
TRIPLES / GAME	0.17	188th	7th
WHIP	1.86	247th	7th
WIN PERCENTAGE	.367	233rd	4th
WALKS / 9 INN.	7.13	288th	8th

2025 INDIVIDUAL LEADERS (as of 4/28/25)

	STAT	NCAA	IVY
BASE ON BALLS PER GAME			
Jakobi Davis	0.80	131st	2nd
HIT BATTERS			
Carson Mayfield	18	6th	1st
Huxley Holcombe	11	108th	6th
HIT BY PITCH PER GAME			
Mark Quatrani	0.40	65th	4th
Kevin Hager	0.33	133rd	6th
HITS ALLOWED PER NINE INNINGS			
Carson Mayfield	6.43	43rd	3rd
SACRIFICE BUNTS			
Caden Wildman	5	138th	5th
SACRIFICE BUNTS PER GAME			
Caden Wildman	0.17	59th	4th
SAVES			
William Jaun	2	279th	6th
Chris Ellison	1	517th	9th
John Hegarty	1	517th	9th
Sam Keene	1	517th	9th
TJ Swidorski	1	517th	9th
SLUGGING PERCENTAGE			
Ryan Porter	.628	167th	1st
WHIP			
Carson Mayfield	1.09	64th	2nd

WE GOT ICE!

► Sophomore catcher **MARK QUATRANI** was hit by two pitches in the series finale against Harvard (April 20), marking the third time this season he was hit by multiple pitches in a game.

► Quatrani is one of three Big Red players to have been hit by multiple pitches in at least three games during the same season, joining **GLENN MORRIS** (four times in 2003) and **FRANK HAGER** (four times in 2011).

► Entering tonight with 12 hit by pitches, Quatrani is tied with **RANDY KOCH** (1992), **VINNIE SANTO** (2002), **SETH GORDON** (2006), and **DALE WICKHAM** (2018) for the third-most hit by pitches in a season. Only **MARLIN MCPHAIL** (15 in 1979) and **CHRIS HANSON** (14 in 1995) have been hit by more opposing pitches.

► After being hit 11 times last year as a freshman, Quatrani's 23 career HBPs rank as the fifth-highest total in the Big Red modern era (since 1947), trailing **BRIAN BILLIGEN** (29 in 2009-12), Koch (27 in 1989-92), **ELLIS BITAR** (26 from 2015-18), and Hager (24 in 2009-12).

► Sophomore shortstop **KEVIN HAGER** has also been plunked by 10 pitches this season, marking the first time in the Cornell modern era that multiple hitters have been hit by 10 or more opposing pitches in a season. Hager's 10 hit by pitches is tied with his brother, Frank, for the 11th-most HBPs in a season.

► The Big Red's 45 hit by pitches stands alone as the fifth-highest total in a single season, trailing figures from 2006 (58), 2012 (56), 2024 (55), and 2010 (54).

DIGGING THE LONG BALL

► Sophomore catcher **MARK QUATRANI** led the Big Red in home runs last season with 11, tying **ERIC KIRBY** (1995) and **ERIK RICO** (2002) for the second-most blasts in a season. Quatrani's 11 home runs were the most by a Cornell freshman player in program history, shattering the previous record held by former infielder **BILL WALKENBACH** — who later became the Big Red's head coach from 2009-15 — for 29 years after his six-home run campaign in 1996.

► With their next home runs, Quatrani and senior infielder **MAX JENSEN** will officially enter the top 10 in career home runs in Cornell program history, tying Kirby, **RAUL GOMEZ** (1998-01), and **ANDREW LURIA** (1999-02) for the ninth-most home runs in program history (16).

► Both Jensen and Quatrani enter tonight's game tied with **JOHN DEMAYO** (1979-82) and **MIKE KALFOPOULOS** (1982-85) for the 12th-most home runs in the Big Red's modern era, dating back to the 1947 season.

► After hitting a home run against Penn in the opening game of an April 13 doubleheader, senior two-way player **RYAN PORTER** inched closer to entering the top 10 for career home runs, tying Jamie Blattstein (1991-92) for the 25th-most round-trippers in Big Red history.

► Porter's next blast will place him in a nine-way tie for the 17th-most home runs in Cornell's modern era, matching outputs produced by **TERRY BIRRER** (1982-85), **FLINT FOLEY** (1998-99, 2001-02), **NATE DAVID** (2009-10), **FRANK HAGER** (2009-12), **COLE RUTHERFORD** (2016-17), **WILL SIMONEIT** (2016-19), **SAM KAPLAN** (2020-23), and **MATT BARNHORST** (2022-24).

► Entering tonight's game with Binghamton, Cornell has hit 36 home runs this season, the third-highest total in a single season, trailing last year's program-record 52 home runs and the total from 2009 (38). **KYLE MUSSER**'s home run against Harvard in the nightcap of the April 19 doubleheader officially marked the fourth consecutive season Cornell has hit 30-plus home runs, joining outputs from 2022 (33), 2023 (30), and last year's 52 blasts.

CORNELL RECORD BOOK

SINGLE-SEASON HIT BY PITCH RECORDS
Cornell Modern Era (Since 1947)

RK	PLAYER	SEASON	HBP
1.	Marlin McPhail	1979	15
2.	Chris Hanson	1995	14
3.	Randy Koch	1992	12
	Vinnie Santo	2002	12
	Seth Gordon	2006	12
	Dale Wickham	2018	12
►	Mark Quatrani	2025	12
8.	Randy Koch	1991	11
	Brenton Peters	2012	11
►	Mark Quatrani	2024	11
11.	Frank Hager	2011	10
►	Kevin Hager	2025	10

SINGLE-SEASON HIT BY PITCH RECORDS
Cornell Modern Era (Since 1947)

RK	SEASON	HBP
1.	2006	58
2.	2012	56
3.	2024	55
4.	2010	54
► 5.	2025	45
6.	2008	42
	2009	42

CORNELL RECORD BOOK

MOST CAREER HOME RUNS
Cornell Program History

RK	SEASON	CAREER	HR
1.	Chris Cruz	2011-14	25
T2.	Gary Kaczor	1977-80	21
	Bill Walkenbach	1995-98	21
T4.	Brian Kaufman	2005-08	20
	Brian Billigen	2009-12	20
6.	Nathan Waugh	2022-24	18
T7.	Marlin McPhail	1979-82	17
	Erik Rico	1999-02	17
T9.	Eric Kirby	1993-95, 1997	16
	Raul Gomez	1998-01	16
	Andrew Luria	1999-02	16
T12.	John DeMayo	1979-82	15
	Mike Kalfopoulos	1982-85	15
►	Max Jensen	2022-Pres.	15
►	Mark Quatrani	2024-Pres.	15

MOST HOME RUNS IN SINGLE SEASON
Cornell Program History

RK	SEASON	HRs
1.	2024	52
2.	2009	38
► 3.	2025	36
3.	1999	35
4.	2001	34
5.	2022	33
6.	1995	30
	2010	30
	2023	30

BIG RED TRENDS

CATEGORY	2025	UNDER PEPICELLI	STREAK
Overall	11-19	112-186-1	Lost 3
Ivy League Games	6-12	63-100	Lost 3
Non-Conference Games	5-7	49-86-1	Lost 1
vs. Power 4 Opponent	1-3	4-26	Lost 3
vs. Non-Power 4 Opponent	4-4	45-60-1	Lost 1
Home Games	2-4	36-53-1	Lost 3
Away Games	9-13	69-123	Lost 3
Neutral Site Games	0-2	7-10	Lost 4
Day Games <small>(before 5 p.m.)</small>	11-18	107-177-1	Lost 3
Night Games <small>(5 p.m. or later)</small>	0-1	5-9	Lost 2
February	1-2	2-21	Lost 2
March	8-6	43-66	Won 2
April	2-11	53-85-1	Lost 3
May	0-0	14-14	Lost 2
Cornell Scores 0-2 Runs	0-6	7-79	Lost 24
Cornell Scores 3-5 Runs	0-10	24-71-1	Lost 12
Cornell Scores 6-9 Runs	5-2	42-32	Lost 2
Cornell Scores 10+ Runs	6-1	39-4	Won 4
Cornell Allows 0-2 Runs	0-0	35-8	Won 6
Cornell Allows 3-5 Runs	3-5	41-40-1	Lost 2
Cornell Allows 6-9 Runs	4-7	29-72	Lost 6
Cornell Allows 10+ Runs	4-7	7-66	Won 1
Leading after Six Innings	10-3	85-16	Won 1
Trailing after Six Innings	0-11	21-153	Lost 11
Tied after Six Innings	1-5	6-17-1	Lost 5
Leading after Seven Innings	9-2	77-10	Lost 1
Trailing after Seven Innings	0-15	15-147	Lost 22
Tied after Seven Innings	0-2	7-10-1	Lost 2
Leading after Eight Innings	7-2	80-6	Won 1
Trailing after Eight Innings	0-15	7-151	Lost 22
Tied after Eight Innings	1-2	9-10-1	Lost 2
Big Red With No Home Runs	2-6	38-112	Lost 1
Big Red Hit a Home Run	9-13	74-74-1	Lost 3
Hits One Home Run	4-8	42-58-1	Lost 1
Hits Multiple Home Runs	5-5	31-16	Lost 5
Big Red Has No Errors	4-9	41-52	Lost 5
Big Red Has an Error	7-10	71-134-1	Lost 1
Commits One Error	6-3	43-50-1	Won 1
Commits Multiple Errors	1-7	28-84	Lost 3
Out-hit Opponent	8-9	87-33	Lost 6
Out-hit by Opponent	3-10	19-144-1	Lost 1
Hits Equal	0-0	6-9	Won 1
Big Red Scores First	8-7	70-61-1	Lost 2
Opponent Scores First	3-12	42-125	Lost 6
Extra-Inning Games	2-0	9-11-1	Won 2
One-Run Games	3-7	29-42	Lost 1
Two-Run Games	0-1	20-24	Lost 2
Five-Plus-Run Games	1-7	31-83	Lost 4
Shutouts	0-0	6-20	Lost 5

REACHING THE CENTURY MARK

► Junior right-handed pitcher **CARSON MAYFIELD** and junior left-handed pitcher **NOAH KELLER** each surpassed the century mark for strikeouts during the Big Red's three-game series against Penn (April 13-14).

► Mayfield raised his career strikeout total to 114 after striking out six Dartmouth batters in the opening game of this past weekend's series. The 114 strikeouts are tied with **BRIAN McAFEE** (2012-15) for the 28th-most by a Cornell pitcher in the Big Red's modern era (since 1947).

► Should Mayfield match his career high of eight strikeouts this weekend against Dartmouth, he would tie **GARY GRONOWSKI** (1976-77) for the 22nd-most strikeouts in program history.

► Keller, whose last outing came in the last time Cornell and Binghamton met on April 15, registered one strikeout in relief against the Bearcats, increasing his career total to 102, which is tied with **DAN BAYSINGER** (2001-04) for the 39th-highest total on the Big Red's strikeout list.

► Mayfield and Keller are the first pair of Big Red teammates to simultaneously achieve at least 100 strikeouts since **TIM WILLITTES** (130 — 2014-18) and **Balestrieri** (116 — 2014-17) in 2017.

WHEN IT RUNS, IT POURS

► Cornell has scored 202 runs in its 30 games this season, which is the fifth-most runs scored through 30 games in a season, behind outputs from the 1900 (230), 1991 (2018), 2012 (205), and 2024 (203) squads.

► The Big Red's average of 6.73 runs per game entering tonight as the fifth-highest for a single season in program history, with at least 25 games played, trailing figures set in 1891 (9.28 — 232R in 25G), 1900 (7.45 — 246R in 33G), 2024 (7.11 — 270R in 38G), and 1902 (6.96 — 188R in 27G).

► It is the ninth time in program history that the Big Red has averaged at least six and a half runs per game, also joined by the teams from 1984 (6.619 — 278R in 42G), 1982 (6.615 — 258R in 39G), 1967 (6.57 — 184R in 28G), and 1991 (6.50 — 260R in 40G).

► Of the Big Red's 202 runs, 155 have come in innings with multiple runs, accounting for 76.7 percent of the team's scoring production. Including last year's totals, 80.5 percent of Cornell's runs (380 of 472) have come in multi-run frames.

QUATRANI HONORED BY D1BASEBALL

► Sophomore catcher **MARK QUATRANI** was honored by D1Baseball.com with preseason honors on Jan. 28, being selected as one of the nation's top 50 Division I catchers heading into the 2025 season.

► Fresh off being named the Ivy League's Rookie of the Year in 2024, Quatrani came in ranked at No. 39 on the list after posting a .362 batting average in his first year with the Big Red.

► Paired with his batting average, Quatrani led the team in numerous batting categories, including home runs (11), RBI (43), slugging percentage (7.14) and OPS (1.206).

► Among the 50 players named to the preseason list, Quatrani was the only representative from the Ivy League and was one of 18 non-Power Four catchers named to the list. Quatrani was also just one of 12 sophomores named to the list, with three of the 12 second-year players being redshirt sophomores.

► Of the 49 players who have at least one season of college baseball under their belts, Quatrani had the highest OPS (1.206) of any player named on the list. His figure was 31 points higher than Virginia's Jacob Ference (1.175). Quatrani also had the third-highest batting average of those named to D1Baseball's list (.362), trailing Bowling Green's Garrett Wright (.380) and Oklahoma's Easton Carmichael (.366).

CORNELL RECORD BOOK

MOST CAREER STRIKEOUTS BY A PITCHER <i>Cornell Modern Era (Since 1947)</i>			
RK	PLAYER	CAREER	SO
1.	Greg Myers	1979-82	217
2.	Steve Hamrick	1973-74	203
20.	Michael Byrne	2013-16	127
21.	John O'Connor	1985-88	124
22.	Gary Gronowski	1976-77	122
23.	Brendan McQuaid	1999-02	121
24.	Robert List	1957-58	120
25.	Paul Balestrieri	2014-17	116
26.	Ted Thelander	1955, 57-58	115
	Dan Gala	2001, 03-05	115
28.	Brian McAfee	2012-15	114
►	Carson Mayfield	2023-Pres.	114
30.	Mike Murphy	1976-79	112
	Rich DeSa	1984-87	112

CORNELL RECORD BOOK

MOST RUNS PER GAME IN A SEASON <i>Cornell Program History (Min. 25 GP)</i>			
SEASON	GP	RUNS	RPG
1891	25	232	9.28
1900	33	246	7.45
2024	38	270	7.11
1902	27	188	6.96
► 2025	30	202	6.73
1984	42	278	6.619
1982	39	258	6.615
1967	28	184	6.57
1991	40	260	6.50

NCAA LEADERS

D1BASEBALL.COM TOP 50 CATCHERS <i>List of Non-Power Four Catchers</i>			
RK	PLAYER	SCHOOL	YEAR
2.	Caden Bodine	Coastal Carolina	Jr.
4.	Grant Jay	Dallas Baptist	Jr.
6.	Ike Irish	Troy	Jr.
11.	Jose Torres	Louisiana	Sr.
13.	Owen Carapellotti	Georgetown	Sr.
14.	Boston Smith	Wright State	Sr.
25.	Mac Moise	FGCU	R-Sr.
26.	Garrett Wright	Bowling Green	So.
27.	Frankie Ferrentino	Merrimack	Jr.
31.	Jackson Bessette	Ill.-Chicago	Jr.
34.	Zak Skinner	Lamar	Sr.
35.	Emi Gonzalez	UC San Diego	R-Sr.
► 39.	Mark Quatrani	Cornell	So.
41.	Ethan Swidler	Lafayette	Jr.
43.	Andy Schuldt	Campbell	R-So.
48.	Parker Airhart	UT Arlington	Sr.
49.	Cole Campbell	NJIT	R-So.
50.	Tyler Howard	Portland	Jr.

IVY WEEKLY HONORS

DATE	AWARD	PLAYER (SCHOOL)
Feb. 24	Player	Kevin Hager (Cornell)
	Pitcher	Carson Mayfield (Cornell)
	Rookie	Sebastian Haggard (Penn)
March 3	Player	Max Jensen (Cornell)
	Pitcher	Sean Episcopo (Princeton)
	Rookie	Jack Ohman (Yale)
March 10	Player	Alec Atkinson (Yale)
	Pitcher	Carson Mayfield (Cornell)
	Rookie	Jack Ohman (Yale)
March 17	Player	Ryan Porter (Cornell)
	Pitcher	Sean Episcopo (Princeton)
	Rookie	Jack Dauer (Yale)
March 24	Player	Cole Fellows (Columbia)
	Pitcher	Jack Ohman (Yale)
	Rookie	Christian Butera (Brown)
March 31	Player	Ethan Brown (Dartmouth)
	Pitcher	Jack Ohman (Yale)
	Rookie	Jack Dauer (Yale)
April 7	Player	Gio Colasante (Harvard)
	Pitcher	Thomas Shurtleff (Penn)
	Rookie	Jack Ohman (Yale)
April 15	Player	Gavin Collins (Penn)
	Pitcher	Truman Pauley (Harvard)
	Rookie	Jack Ohman (Yale)
April 21	Player	Anton Lazits (Columbia)
	Pitcher	Noah Millikan (Penn)
	Rookie	Liam Wilson (Harvard)

STANDINGS AND SCHEDULES

as of 4/28/25		IVY LEAGUE					OVERALL						
OPPONENT		W-L	PCT	GB	STREAK		W-L	PCT	STREAK	HOME	AWAY	NEUTRAL	RPI
x-Yale		13-5	.722	—	W5		26-12	.684	W6	15-4	11-8	0-0	133
x-Columbia		13-5	.722	—	W1		21-17	.553	W1	10-1	11-16	0-0	97
x-Penn		12-6	.667	1.0	L1		19-16	.543	L1	10-7	9-9	0-0	142
Harvard		8-9	.471	4.5	W3		11-22	.333	W3	5-2	5-14	1-6	244
Dartmouth		8-10	.444	5.0	W3		11-21	.344	W4	8-3	3-18	0-0	249
Princeton		6-11	.353	6.5	L5		10-28	.263	L5	5-4	5-22	0-2	271
Cornell		6-12	.333	7.0	L3		11-19	.367	L3	2-4	9-13	0-2	231
e-Brown		5-13	.278	8.0	L3		9-25	.265	L4	4-7	5-18	0-0	293

NOTE: x-denotes clinched spot in 2025 Ivy League Baseball Tournament; e-Eliminated from tournament contention

PAST WEEK'S RESULTS

Tuesday, April 22 Dartmouth 9, Holy Cross 4	Friday, April 25 Dartmouth 5, Cornell 3 Columbia 4, Penn 2 Harvard 7, Brown 4 (10 inn.)	Sunday, April 27 Dartmouth 7, Cornell 4 Harvard 12-10, Brown 5-5 Penn 9, Columbia 8 Columbia 11, Penn 3 Yale 15-9, Princeton 1-2
Wednesday, April 23 Penn 20, Rider 16 Rhode Island 12, Brown 4 Columbia 6, Stony Brook 3 Yale 7, Stonehill 6	Saturday, April 26 Dartmouth 3, Cornell 2	

THIS WEEK'S RESULTS AND SCHEDULE

Monday, April 28 Yale 7, Princeton 3	Wednesday, April 30 Wagner at Penn, 3:00 Dartmouth at Merrimack, 5:00	Saturday, May 3 <i>All games are scheduled doubleheaders</i> Princeton at Cornell, 11:30 a.m. Penn at Brown, 11:30 a.m. Columbia at Harvard, 11:30 a.m.
Tuesday, April 29 Cornell at Binghamton, 6:30 Brown at Holy Cross, 6:00 Harvard vs. Northeastern, 7:00	Friday, May 2 Penn at Brown, 3:00	Sunday, May 4 Princeton at Cornell, 12:00 Columbia at Harvard, 12:00

IVY LEAGUE PRESEASON POLL

- The Ivy League preseason poll was announced Feb. 18 with Columbia pitted as the unanimous favorite following a vote of 16 pollsters, comprised of two representatives from each of the eight Ivy League programs.
- Penn finished right behind Columbia in second place, serving as the lone other Ancient Eight program to receive over 100 points. Cornell was tabbed third while Princeton was selected to finish fourth, rounding out the projected field for the second annual Ivy League Tournament. Rounding out the poll was Yale (69 points), Harvard (59 points), Dartmouth (30 points), and Brown (21 points).
- Cornell's third-place projection was the program's highest preseason ranking in the annual Ivy League's preseason poll since its inception before the beginning of the 2018 campaign.

ONE LAST GO-AROUND

- A staple of the Big Red baseball program since 1991, Cornell baseball associate head coach **TOM FORD** announced Dec. 19 that the 2025 season — his 35th with the program — will serve as his final year on the Big Red coaching staff.
- "It has been a privilege to work with the Cornell baseball program for as long as I have. The experience has been rewarding for so many reasons. Having said that, I will be retiring after the spring season," Ford said. "For years, my family has been so supportive and have always planned their schedule around mine. It is time for me to plan my schedule around them.
- "It has been an honor to coach a group of such outstanding young men. I want to express my sincere appreciation to the players. I can't put into words how much they have meant to me. There are so many great memories and relationships built that I will never forget. I hope they got as much out of this program as I did. I also want to thank the alums and donors who keep this program alive. Your loyalty is remarkable and helps a great deal."
- Across Ford's 34 years on Cornell's coaching staff, he has coached 128 All-Ivy honorees, including 30 first-team and 44 second-team selections. He has also been on staff for all three Ivy League Rookies of the Year, including last year's winner **MARK QUATRANI**.
- "Tom has been a tremendous representative of our program," stated **DAN PEPICELLI**, who is in his 10th season as the Ted Thoren Head Coach of Cornell Baseball. "Nobody has been more committed than Coach Ford to developing our guys into better players and men. He has been an absolute rock of stability and wisdom in our program. I have relied on him for so much guidance and valued our relationship. We will miss him after this season."

IVY PRESEASON POLL

2025 IVY LEAGUE PRESEASON POLL
Two Votes Per Program

SCHOOL (First-Place Votes)	POINTS
1. Columbia (16)	128
2. Penn	101
► 3. Cornell	88
4. Princeton	80
5. Yale	69
6. Harvard	59
7. Dartmouth	30
8. Brown	21

C

AT

B

SERIES HISTORY

CORNELL LEADS, 28-20-1

Ithaca, N.Y. (Booth Field):14-12-1 (0-0)

Vestal, N.Y. (Bearcats Baseball Complex):14-8 (3-3)

Neutral Sites:0-0

Under Dan Pepicelli:9-5-1

SCORING RECORDS

CORNELL

Ithaca:13

Vestal:13

Neutral Site:N/A

BINGHAMTON

Ithaca:13, (2x)

Vestal:11

Neutral Site:N/A

GAME-BY-GAME RESULTS

DATE	SITE	SCORE
4/13/1984	Vestal, N.Y.	W, 6-2 (7 inn.)
4/13/1984	Vestal, N.Y.	W, 3-1 (7 inn.)
4/18/1985	Ithaca, N.Y.	W, 13-7
4/18/1986	Vestal, N.Y.	W, 6-3 (7 inn.)
4/18/1986	Vestal, N.Y.	L, 2-4 (7 inn.)
4/22/1988	Vestal, N.Y.	L, 6-7 (9 inn.)
4/22/1988	Vestal, N.Y.	W, 8-0 (7 inn.)
5/4/1989	Ithaca, N.Y.	W, 5-2
4/18/1991	Ithaca, N.Y.	W, 7-6
4/14/1999	Ithaca, N.Y.	W, 12-7 (7 inn.)
4/14/1999	Ithaca, N.Y.	W, 8-4 (7 inn.)
4/10/2001	Ithaca, N.Y.	L, 8-13 (7 inn.)
4/10/2001	Ithaca, N.Y.	L, 3-10 (7 inn.)
4/9/2002	Vestal, N.Y.	W, 6-5 (7 inn.)
4/9/2002	Vestal, N.Y.	W, 9-1 (7 inn.)
4/10/2003	Ithaca, N.Y.	W, 12-6
4/6/2004	Ithaca, N.Y.	L, 5-13 (7 inn.)
4/6/2004	Ithaca, N.Y.	L, 3-11 (6 inn.)
4/6/2005	Ithaca, N.Y.	W, 3-2 (7 inn.)
4/6/2005	Ithaca, N.Y.	L, 2-11 (7 inn.)
4/5/2006	Vestal, N.Y.	L, 3-8
4/10/2007	Ithaca, N.Y.	W, 3-0
4/8/2009	Ithaca, N.Y.	W, 3-1
3/16/2010	Ithaca, N.Y.	L, 3-5 (7 inn.)
3/16/2010	Ithaca, N.Y.	W, 7-2 (7 inn.)
4/6/2010	Ithaca, N.Y.	L, 9-10 (12 inn.)
4/28/2010	Vestal, N.Y.	W, 12-8
4/11/2012	Ithaca, N.Y.	L, 4-6
4/25/2012	Ithaca, N.Y.	W, 9-5
4/23/2013	Vestal, N.Y.	L, 5-6
4/9/2014	Vestal, N.Y.	W, 6-1
4/17/2014	Ithaca, N.Y.	L, 0-7
4/22/2014	Ithaca, N.Y.	L, 6-8
4/7/2015	Ithaca, N.Y.	L, 3-7
4/13/2016	Ithaca, N.Y.	W, 3-2
4/12/2017	Ithaca, N.Y.	W, 6-4
4/26/2017	Vestal, N.Y.	W, 10-2
4/10/2018	Ithaca, N.Y.	T, 5-5 (9.5 inn.)
4/24/2018	Vestal, N.Y.	W, 12-3
5/2/2018	Vestal, N.Y.	L, 1-11
4/9/2019	Ithaca, N.Y.	L, 4-8
5/1/2019	Vestal, N.Y.	W, 5-2
4/12/2022	Vestal, N.Y.	L, 3-5
4/20/2022	Ithaca, N.Y.	W, 10-9 (10 inn.)
5/3/2022	Vestal, N.Y.	W, 10-8
4/11/2023	Vestal, N.Y.	L, 0-6
4/16/2024	Vestal, N.Y.	W, 9-7
5/1/2024	Vestal, N.Y.	W, 13-7
4/15/2025	Vestal, N.Y.	L, 5-8

SCOUTING BINGHAMTON

► Binghamton enters tonight's contest with a 20-19 overall record and 9-9 mark in America East play.

► The Bearcats are coming off dropping a three-game series to conference rival UMass Lowell in Lowell, Mass., this past weekend, suffering setbacks of 5-4 and 2-5 after winning the opening game of the set, 8-1.

► Boasting three players with at least .347 batting averages, including the averages posted by Zach Rogacki (.362), Matt Bolton (.354), and Devan Bade (.347), Binghamton was one of 24 Division I baseball programs to enter Monday's action having multiple players with batting averages equaling or better than Bade's .347 clip.

41 YEARS, 55 MILES, 49 MEETINGS

► Cornell and Binghamton will be meeting for the 50th time in program history this evening. The Big Red owns the series lead 28-20-1 and has won five of the last eight in the series, dating back to its 5-2 victory on May 1, 2019.

► After taking the first game of the season series two weeks ago, 8-5, Binghamton will be looking for its first win streak over Cornell since posting victories of 11-1 (May 2, 2018 in Vestal) and 8-4 (April 9, 2019 in Ithaca).

► In the meeting with the Bearcats two weeks ago, sophomore **MARK QUATRANI** and junior **TJ SWIDORSKI** each had three-hit performances, combining for six of Cornell's nine hits, while contributing all three of the Big Red's extra-base hits. Quatrani went 3-for-4 with a home run and scored two runs, while Swidorski was 3-for-5 with a double, a home run, and two RBI.

► Senior two-way player **WILLIAM JAUN** earned the start for the Big Red, facing one over the minimum in his two-inning outing. Jaun induced five flyouts, struck out one, and issued a leadoff walk in the second. Junior left-handers **JOHN GERFEN** and **NOAH KELLER**, freshman southpaw **WILL SIWINSKI**, and junior right-handers **ETHAN MCHUGH** and **JOSH SHEA** also saw action on the mound for the Big Red.

► McHugh struck out two batters over his two innings of relief in his collegiate debut, which included setting down the first batter he faced. Shea matched McHugh's strikeout total, fanning the last two batters he faced in the eighth inning.

CORNELL VS. BINGHAMTON


PLAYER	GP	GS	AB	R	H	2B	3B	HR	RBI	BB	HBP	SO	SF	SH	SB	AVG	OBP	SLG
Mark Quatrani	3	3	12	5	7	0	0	2	4	3	0	3	0	0	0	.583	.667	1.083
Max Jensen	6	6	24	6	8	1	0	1	10	2	2	3	2	0	1	.333	.400	.500
TJ Swidorski	2	2	9	2	3	1	0	1	2	1	0	3	0	0	0	.333	.400	.778
John Quinlan	6	4	17	5	5	1	1	1	3	6	0	4	0	0	2	.294	.478	.647
Owen Carlson	3	3	12	2	3	0	0	1	3	3	0	2	0	0	0	.250	.400	.500
Luke Johnson	2	2	8	2	2	0	0	0	1	1	0	2	0	0	0	.250	.333	.250
Mason Barela	1	1	4	0	1	0	0	0	0	1	0	3	0	0	0	.250	.400	.250
Kevin Hager	2	2	9	1	2	0	0	0	0	1	0	1	0	0	1	.222	.300	.222
Ryan Porter	4	4	16	4	3	1	0	1	3	1	0	8	0	0	0	.188	.235	.438
Kyle Musser	3	3	13	3	2	0	0	1	4	2	0	4	1	0	0	.154	.250	.385
Caden Wildman	3	2	11	1	1	0	0	0	0	2	0	4	0	0	0	.091	.231	.091
Jakobi Davis	3	3	7	0	0	0	0	0	1	3	0	2	0	0	0	.000	.300	.000
TOTALS	38	35	142	31	37	4	1	8	31	26	2	39	3	0	4	.261	.376	.472

PLAYER	W-L	ERA	APP	GS	CG	SHO	SV	IP	H	R	ER	BB	SO	AVG	WP	HP	BK	SF	SH
William Jaun	0-0	0.00	3	1	0	0/0	0	5.0	1	0	0	3	3	.063	1	0	0	0	0
Josh Shea	0-0	0.00	3	0	0	0/0	0	3.0	2	0	0	0	3	.182	0	0	0	0	0
Nathaniel Jennewein	0-0	0.00	2	1	0	0/0	0	3.0	1	0	0	3	6	.100	1	1	0	0	0
Ryan Porter	0-0	4.50	2	0	0	0/0	0	2.0	2	1	1	1	3	.333	0	0	0	1	1
Chris Ellison	0-0	6.75	4	0	0	0/0	0	4.0	2	3	3	3	2	.143	0	0	0	0	0
Will Siwinski	0-0	6.75	1	0	0	0/0	0	1.1	2	1	1	1	0	.333	1	0	0	0	0
Ethan McHugh	0-0	9.00	1	0	0	0/0	0	2.0	2	2	2	3	2	.286	1	0	0	0	1
Beck Urofsky	0-1	15.00	2	2	0	0/0	0	3.0	5	5	5	3	2	.357	0	1	0	0	0
John Gerfen	0-1	18.00	4	0	0	0/0	0	4.0	8	9	8	5	5	.381	0	0	0	0	0
Noah Keller	0-0	40.50	1	0	0	0/0	0	0.2	0	3	3	3	1	.000	2	3	0	0	0
TOTALS	0-2	7.39	23	4	0	0/0	0	28.0	25	24	23	25	27	.236	6	5	0	1	2

17 | 2025 BIG RED BASEBALL

CORNELL GAME NOTES | GAME NO. 31 AT BINGHAMTON

BOOTH FIELD



► After spending over 100-plus years at Hoy Field, Cornell's legendary, and storied, on-campus field, the Cornell baseball team officially moved to Booth Field, the program's brand-new, \$17.5 million off-campus facility on Friday, April 21, 2023.

► Booth Field is named in honor of former Cornell pitcher **RICH BOOTH** '82, who has shown "extraordinary leadership and generosity — much of its anonymous — over the last four decades."

► The facility features many state-of-the-art amenities for the Cornell baseball team, including a 1500-square foot team room and lounge, 1500-square foot locker room, and a 7000-square foot indoor area for batting cages and pitching mounds. A nutrition station, Hall of Fame area, and a coaches room is included at the facility, which was completed this past summer.

YEAR-BY-YEAR RESULTS

SEASON	RECORD	W%	RF	RA	+/-
2023	1-5	.167	31	48	-17
2024	7-5	.583	86	92	-6
2025	2-4	.333	34	50	-16
TOTALS	10-14	.417	151	190	-39

BOOTH FIELD FIRSTS (ALL INSTANCES OCCURRED ON 4/21/23 UNLESS DENOTED)

GAME: Friday, April 21, 2023 (Princeton 11, Cornell 8)
CORNELL WIN: April 28, 2023 (Game 2)
 Cornell 11, Penn 9
ATTENDANCE: 397
TIME OF GAME | TEMPERATURE: 2:21 | 84°F
FIRST PITCH: 3:33 p.m. by Spencer Edwards, Cornell; fastball, ball
BATTER: Matt Scannell, Princeton (homered)
PLATE UMPIRE: Mike Lum
HIT: Home run by Matt Scannell, 1st inning, none on
RUN: Matt Scannell, Princeton (homered)
SINGLE: Brendan Cumming, Princeton, 1st inning
DOUBLE: Max Jensen, Cornell, 1st inning
TRIPLE: Jakobi Davis, Cornell, 2nd inning
FIRST RBI: Matt Scannell, Princeton, 1st inning (homered)
HOME RUN: Matt Scannell, Princeton, (1st inning off Spencer Edwards)

CORNELL HOME RUN: Sam Kaplan (two-run), 5th inning, off Princeton's Jackson Emus
TWO-RUN HOME RUN: Kyle Vinci, Princeton, (4th inning off Spencer Edwards)
CORNELL TWO-RUN HOME RUN: Sam Kaplan, 5th inning, off Princeton's Jackson Emus
THREE-RUN HOME RUN: Kyle Vinci, Princeton, (7th inning off Carson Mayfield)
CORNELL THREE-RUN HOME RUN: Joe Hollerbach, (4/28/23, 3rd inning, off Penn's Cole Zaffiro)
GRAND SLAM: Kyle Vinci, Princeton, 4/8/23, (7th inning off Von Baker)
CORNELL GRAND SLAM: Nathan Waugh, 3/30/24, (2nd inning, off Dartmouth's Marco Dumsky)
PINCH-HIT HOME RUN: Never happened
INSIDE-THE-PARK HOME RUN: Never happened
WINNING PITCHER: Jackson Emus, Princeton (starter)
LOSING PITCHER: Spencer Edwards, Cornell (starter)
SAVE: Jacob Faulkner, Princeton

PUTOUT: Matt Barnhorst, Cornell (first out of 6-4-3 DP)
ASSIST: Ryan Porter, Cornell (GIDP to shortstop)
ERROR: Noah Granet, Princeton, fielding
CG SHUTOUT: Tom Chmielewski, Princeton, 4/8/23
9-INNING CG SHO: Has not happened
WALK: Cornell's John Quinlan by Princeton's Jackson Emus, 1st inning
STRIKEOUT: Princeton's Kyle Vinci by Cornell's Spencer Edwards, 1st inning
STOLEN BASE: Scott Bandura, Princeton, 4th inning
DOUBLE PLAY: Porter-Barnhorst-Jensen, Cornell, 1st inn.
TRIPLE PLAY: Has not happened
BALK: Noah Keller, Cornell, 3/30/24 (G2), vs. Dartmouth
ONE-HITTER: Has not happened
NO-HITTER: Has not happened
EXTRA-INNING GAME: 4/20/24 (G2) vs. Yale (W, 10-9 — 10 inn.)



DAN PEPICELLI

10TH SEASON AT CORNELL

Years in Role: 10th Season as Head Coach

College: SUNY Cortland '90

Coaching Location: Dugout

24

DAN PEPICELLI, the Ted Thoren Head Coach of Cornell Baseball, was named the 17th head coach in Cornell baseball history on Aug. 10, 2015, and is entering his 10th season at the helm of the Cornell baseball program.

Pepicelli's 111 wins as the Big Red's head coach stand as the fourth-most in program history, trailing **TED THOREN** (515), **TOM FORD** (264), and **BILL WALKENBACH** (130).

Under Pepicelli's tutelage, Cornell has produced 25 All-Ivy League selections — including eight First Team and eight Second Team selections. Four Big Red players have also been selected in the Major League Baseball Amateur Draft.

Before his arrival on East Hill, Pepicelli spent six seasons at Clemson where he had three coaching titles during his six-year stay. The final three years with the Tigers were as the associate head coach.

He became the Tigers' first pitching coach to lead a staff to Omaha in his first season with the squad. That year, Clemson's pitching staff posted the first of four consecutive seasons with a sub-4.00 ERA. Pepicelli recruited and developed Matt Crownover, who earned freshman All-America accolades in 2013 and ACC Pitcher of the Year honors in 2015, and was instrumental in assembling *Baseball America's* ninth-ranked recruiting class in 2015. Ten Clemson pitchers were selected in the Major League Baseball Amateur Draft in Pepicelli's tenure at Clemson.

By joining the Big Red, Pepicelli returned home to upstate New York, where he previously had 11 years of head coaching experience at the Division III level between St. John Fisher and Hartwick.

After serving as an assistant coach for three seasons at Hartwick, Pepicelli was promoted to head coach for the 1999 season. Following his two-year tenure at Hartwick, Pepicelli was head coach and assistant athletic director at St. John Fisher for nine seasons (2001-09). Pepicelli was a two-time Empire 8 Coach of the Year (2001, 2007), with the latter coming when the Cardinals advanced to the NCAA Division III College World Series for the first time in program history.

Pepicelli's teams at St. John Fisher had winning records in each of his last seven seasons. His team garnered national recognition for sportsmanship in 2008 after a line-drive foul ball struck the opposing team's third-base coach in the head during the ninth inning of the play-in game of the 2008 ECAC Upstate Championship. Despite the fact the Cardinals were trailing, Pepicelli and the Cardinals elected to concede the game, ending any hope of clinching a berth an NCAA Tournament berth. The Committee on Sportsmanship and Ethical Conduct presented Pepicelli's team with the NCAA All-Divisions Sportsmanship Award.

Along with being the baseball coach at St. John Fisher, Pepicelli was the head strength and conditioning coach where he spent three years on the NCAA Competitive Safeguards Committee. He is a certified strength and conditioning specialist and is a member of the National Strength & Conditioning Association.

A native of Schenectady, N.Y., Pepicelli is married to the former Robyn Molloy, who played for and served as an assistant coach with the Syracuse women's soccer team. The couple has a daughter, Mia, and a son, Owen.

PEPICELLI'S FILE

COACHING EXPERIENCE

1988	Mohawk Valley CC (Volunteer Assistant)
1996-98	Hartwick (Assistant Coach)
1999-2000	Hartwick (Head Coach)
2001-09	St. John Fisher (Head Coach)
2010	Clemson (Assistant Coach)
2011-12	Clemson (Assistant Head Coach)
2013-15	Clemson (Associate Head Coach)
2016-Pres.	Cornell (Head Coach)

PLAYING EXPERIENCE

1986-87	Mohawk Valley Community College
1990	SUNY Cortland
1991	SUNY Oneonta

EDUCATION

SUNY Cortland
B.S., Economics and Management Science, 1990

COACHING CAREER

SEASON	RECORD	W%	CONF.	W%
HARTWICK (1999-2000)				
1999	9-22	.290	—	—
2000	12-18	.400	3-3	.500
TOTALS	21-40	.344	3-3	.500
ST. JOHN FISHER (2001-09)				
2001	19-14	.576	6-2	.750
2002	15-19	.441	3-3	.500
2003	16-16	.500	4-4	.500
2004	27-14	.659	4-4	.500
2005	22-15	.595	5-3	.625
2006	26-15	.634	9-7	.563
2007	28-13	.683	7-5	.583
2008	25-14-2	.634	9-7	.563
2009	22-17	.564	8-8	.500
TOTAL	200-137-2	.593	55-43	.561
CORNELL (2016-PRES.)				
2016	14-24	.368	7-13	.350
2017	21-17	.553	9-11	.450
2018	14-22-1	.392	9-12	.429
2019	14-24	.368	8-13	.381
2020	1-8	.111	—	—
2021	— NO SEASON (COVID-19 PANDEMIC) —			
2022	11-25	.306	5-16	.238
2023	9-26	.257	8-13	.381
2024	17-21	.447	11-10	.524
2025	11-19	.367	6-12	.333
TOTALS	112-186-1	.376	63-100	.387
OVERALL	333-363-3	.479	121-146	.453



#14

TOM FORD

ASSOCIATE HEAD COACH
35TH SEASON AT CORNELL



#27

JOHN TOPPA

ASSISTANT COACH
3RD SEASON AT CORNELL



#35

ROBBY FARIS

ASSISTANT COACH
1ST SEASON AT CORNELL

2025 INDIVIDUAL AND TEAM GAME HIGHS

INDIVIDUAL GAME HIGHS

BATTING

At-Bats	6, (6x), Last: Kevin Hager, Ryan Porter & John Quinlan, at Yale (3/22/25 - G1)
Runs Scored	4, Caden Wildman, at UMBC (3/15/25 - G2)
Hits	4, Ryan Porter, at Towson (3/15/25 - G2)
Runs Batted In	8, Ryan Porter, at Towson (3/15/25 - G2)
Doubles	2, (3x), Last: Mark Quatrani, at Harvard (4/20/25)
Triples	1, (5x), Last: Kyle Musser, at Harvard (4/19/25 - G2)
Home Runs	2, (2x), Last: Ryan Porter, at Towson (3/15/25 - G2)
Walks Drawn	3, (3x), Last: Owen Carlson, at Binghamton (4/15/25)
Strikeouts	4, (2x), Last: John Quinlan, vs. Penn (4/13/25 - G1)
Sacrifice Bunts	1, (7x), Last: Caden Wildman, at Dartmouth (4/25/25)
Sacrifice Flies	1, (14x), Last: Jakobi Davis, at Harvard (4/20/25)
Stolen Bases	2, (2x), Last: John Quinlan & Jakobi Davis, vs. Brown (3/29/25 - G1)
Hit by Pitches	2, (4x), Last: Mark Quatrani, at Harvard (4/20/25)
Caught Stealing	1, (10x), Last: William Jaun, at Dartmouth (4/27/25)

PITCHING

Innings Pitched	7.2, Huxley Holcombe, at Columbia (4/4/25 - G2)
Hits Allowed	9, Carson Mayfield, at Columbia (4/4/25 - G1)
Runs Allowed	10, Huxley Holcombe, at #17 Duke (2/23/25)
Earned Runs	10, Huxley Holcombe, at #17 Duke (2/23/25)
Walks Issued	6, (2x), Last: Chris Ellison, at Towson (3/16/25)
Strikeouts	8, Carson Mayfield, vs. Penn (4/13/25 - G1)
Doubles Allowed	3, (2x), Last: Ethan Van Sice, vs. Penn (4/14/25)
Triples Allowed	1, (7x), Last: Sam Keene, vs. Penn (4/14/25)
HR Allowed	3, Carson Mayfield, at UMBC (3/1/25 - G1)
Wild Pitches	3, (2x), Last: Huxley Holcombe, vs. Penn (4/13/25 - G2)
Hit Batsmen	4, (2x), Last: Gus Magill, at Dartmouth (4/27/25)

FIELDING

Putouts	13, Kyle Musser, vs. Penn (4/13/25 - G2)
Assists	6, (2x), Last: Kevin Hager, at Yale (3/22/25 - G1)
Errors	2, TJ Swidorski, at Harvard (4/19/25 - G2)
Passed Balls	2, Mark Quatrani, at Yale (3/23/25)

TEAM GAME HIGHS

BATTING

At-Bats	46, at Yale (3/22/25 - G1)
Runs Scored	18, at Towson (3/15/25 - G2)
Hits	20, at Towson (3/15/25 - G2)
Runs Batted In	15, (2x), Last: at Towson (3/15/25 - G2)
Doubles	5, at Harvard (4/20/25)
Triples	1, (5x), Last: at Harvard (4/19/25 - G2)
Home Runs	4, at Towson (3/15/25 - G2)
Walks Drawn	11, (2x), Last: at Binghamton (4/14/25)
Strikeouts	13, (2x), Last: at Dartmouth (4/26/25)
Sacrifice Bunts	1, (7x), Last: at Dartmouth (4/25/25)
Sacrifice Flies	2, (2x), Last: vs. Brown (3/29/25 - G2)
Stolen Bases	5, (2x), Last: vs. Brown (3/29/25 - G1)
Hit by Pitches	5, at Harvard (4/20/25)
Caught Stealing	1, (10x), Last: at Dartmouth (4/27/25)
Hit into Double Plays	4, at Columbia (4/4/25 - G1)
Runners Left on Base	15, at Yale (3/22/25 - G1)

PITCHING

Innings Pitched	10.0, (2x), Last: at Yale (3/22/25 - G1)
Hits Allowed	18, at Harvard (4/20/25)
Runs Allowed	18, at #17 Duke (2/23/25)
Earned Runs	18, at #17 Duke (2/23/25)
Walks Issued	15, at #17 Duke (2/22/25)
Strikeouts	11, at UMBC (3/1/25 - G1)
Doubles Allowed	5, vs. Penn (4/14/25)
Triples Allowed	2, (2x), Last: vs. Brown (3/28/25)
Home Runs Allowed	5, at UMBC (3/1/25 - G1)
Wild Pitches	5, vs. Penn (4/13/25 - G2)
Hit Batsmen	4, (6x), Last: at Dartmouth (4/27/25)

FIELDING

Putouts	30, (2x), Last: at Yale (3/22/25 - G1)
Assists	17, at Yale (3/22/25 - G1)
Errors	3, (2x), Last: at Dartmouth (4/27/25)
Passed Balls	2, at Yale (3/23/25)
Double Plays Turned	3, vs. Penn (4/14/25)

2025 CORNELL BASEBALL JERSEY TRACKER



GRAY
Home: 0-0
Road: 5-7
Neutral: 0-1

Date	Opponent	Result
2/21	at Duke	W, 11-8
3/7	vs. Michigan State	L, 2-3
3/15 (G1)	at Towson	L, 5-6
3/15 (G2)	at Towson	W, 18-7 (8 inn.)
3/22 (G1)	at Yale	W, 13-12 (10 inn.)
3/22 (G2)	at Yale	W, 7-4
4/4 (G1)	at Columbia	L, 1-10
4/4 (G2)	at Columbia	W, 7-3
4/15	at Binghamton	L, 5-8
4/19 (G1)	at Harvard	L, 5-8
4/19 (G2)	at Harvard	L, 8-9
4/25	at Dartmouth	L, 3-5
4/26	at Dartmouth	L, 2-3



RED
Home: 2-1
Road: 2-1
Neutral: 0-1

Date	Opponent	Result
2/22	at Duke	L, 2-16
3/1 (G1)	at UMBC	W, 8-7 (10 inn.)
3/1 (G2)	at UMBC	W, 16-13 (7 inn.)
3/8	vs. UAB	L, 12-13
3/29 (G1)	vs. Brown	W, 9-6
3/29 (G2)	vs. Brown	W, 13-10 (7 inn.)
4/14	vs. Penn	L, 1-16



BLACK
Home: 0-3
Road: 2-5
Neutral: 0-0

Date	Opponent	Result
2/23	at Duke	L, 1-18
3/9	at Winthrop	L, 4-10
3/16	at Towson	W, 8-5
3/23	at Yale	L, 3-9
3/28	vs. Brown	L, 4-5
4/5	at Columbia	L, 9-13
4/13 (G1)	vs. Penn	L, 3-4
4/13 (G2)	vs. Penn	L, 4-9
4/20	at Harvard	W, 14-13
4/27	at Dartmouth	L, 4-7

A CORNELL TEAM SCORED...

10+ Runs in a Game (3 games)	14, at Harvard (4/20/2025 - W, 14-13)
15+ Runs in a Game (20 games)	18, at Towson (3/15/2025 - G2 - W, 18-7 - 8 inn.)
20+ Runs in a Game (241 games)	27, at Towson (4/5/2017 - W, 27-14)
25+ Runs in a Game (241 games)	27, at Towson (4/5/2017 - W, 27-14)
30+ Runs in a Game (3,570 games)	44, vs. Union (4/24/1897 - W, 44-5)
5+ Runs in an Inning (3 games)	8, at Harvard (4/20/2025 - T6 - W, 14-13)
6+ Runs in an Inning (3 games)	8, at Harvard (4/20/2025 - T6 - W, 14-13)
7+ Runs in an Inning (3 games)	8, at Harvard (4/20/2025 - T6 - W, 14-13)
8+ Runs in an Inning (3 games)	8, at Harvard (4/20/2025 - T6 - W, 14-13)
9+ Runs in an Inning (483 games)	12, at Harvard (4/10/2011 - G2 - T2 - W, 18-5)
10+ Runs in an Inning (483 games)	12, at Harvard (4/10/2011 - G2 - T2 - W, 18-5)
11+ Runs in an Inning (483 games)	12, at Harvard (4/10/2011 - G2 - T2 - W, 18-5)
12+ Runs in an Inning (483 games)	12, at Harvard (4/10/2011 - G2 - T2 - W, 18-5)
13+ Runs in an Inning (1,701 games)	13, at New Orleans (3/4/1981 - G2 - T6 - L, 18-25 - 7 inn.)
14+ Runs in an Inning (3,570 games)	15, vs. Union (4/24/1897 - B2 - W, 44-5)
15+ Runs in an Inning (3,570 games)	15, vs. Union (4/24/1897 - B2 - W, 44-5)
10+ Runs in Consecutive Games (45 games)	18, at Penn (4/13/2024 - G2 - W, 18-11) 11, at Penn (4/14/2024 - W, 11-9)
10+ Runs in 3+ Straight Games (368 games)	15, at JMU (3/15/2014 - G1 - L, 15-16) 17, at JMU (3/15/2014 - G2 - W, 17-8) 14, at JMU (3/16/2014 - W, 14-8 - 10 inn.)
10+ Runs in 4+ Straight Games (3,452 games)	16, at Virginia (4/7/1902 - W, 16-10) 10, at Navy (4/9/1902 - W, 10-6) 11, vs. Rochester (4/12/1902 - W, 11-1) 12, vs. Niagara (4/19/1902 - W, 12-4) 10, vs. Columbia (4/26/1902 - W, 10-7)
15+ Runs in Consecutive Games (369 games)	15, at JMU (3/15/2014 - G1 - L, 15-16) 17, at JMU (3/15/2014 - G2 - W, 17-8)
20+ Runs in Consecutive Games (2,131 games)	27, vs. Syracuse (5/11/1886 - W, 27-0 - 7 inn.) 24, vs. Union (5/14/1886 - W, 24-4)

A CORNELL TEAM RECORDED...

15+ Hits in a Game (3 games)	16, at Harvard (4/20/2025 - W, 14-13)
20+ Hits in a Game (20 games)	20, at Towson (3/15/2025 - G2 - W, 18-7 - 8 inn.)
25+ Hits in a Game (241 games)	28, at Towson (4/5/2017 - W, 27-14)
5+ Doubles in a Game (3 games)	5, at Harvard (4/20/2025 - W, 14-13)
6+ Doubles in a Game (85 games)	6, at Columbia (4/2/2023 - G2 - W, 13-8)
7+ Doubles in a Game (255 games)	7, at George Mason (3/12/2017 - W, 9-3)
8+ Doubles in a Game (370 games)	9, at James Madison (3/15/2014 - G1 - L, 15-16)
9+ Doubles in a Game (370 games)	9, at James Madison (3/15/2014 - G1 - L, 15-16)
2+ Triples in a Game (112 games)	3, vs. Dartmouth (4/23/2022 - G1 - W, 12-7)
3+ Triples in a Game (112 games)	3, vs. Dartmouth (4/23/2022 - G1 - W, 12-7)
4+ Triples in a Game (941 games)	4, at Bucknell (3/4/2000 - G2 - W, 8-6)
3+ Home Runs in a Game (19 games)	3, at Towson (3/16/2025 - W, 8-5)
4+ Home Runs in a Game (20 games)	4, at Towson (3/15/2025 - G2 - W, 18-7 - 8 inn.)
5+ Home Runs in a Game (52 games)	7, vs. Dartmouth (3/30/2024 - G2 - W, 17-2)
6+ Home Runs in a Game (52 games)	7, vs. Dartmouth (3/30/2024 - G2 - W, 17-2)
7+ Home Runs in a Game (52 games)	7, vs. Dartmouth (3/30/2024 - G2 - W, 17-2)
Leadoff Home Run (3 games)	Jakobi Davis, at Harvard (4/20/2025 - W, 14-13)
Back-to-Back Home Runs (0 games)	at Dartmouth (4/27/2025 - L, 4-7) Jakobi Davis (solo) & Luke Johnson (solo) - T9
Back-to-Back-to-Back HRs (52 games)	vs. Dartmouth (3/30/2024 - G2 - W, 17-2) Mark Quatrani (grand slam), Matt Barnhorst (solo), Kevin Hager (solo)
Two Grand Slams in a Game (46 games)	at Penn (4/13/2024 - G2 - W, 18-11) Caden Wildman - T7 & T8
Drew 10+ Walks in a Game (6 games)	11, at Binghamton (4/15/2025 - L, 5-8)
Drew 15+ Walks in a Game (1,064 games)	16, at Bucknell (5/1/1996 - G1 - W, 18-3)
Zero Strikeouts in a Game (468 games)	vs. Brown (4/3/2011 - G1 - L, 2-5)
Hit by 3+ Pitches in a Game (3 games)	5, at Harvard (4/20/2025 - W, 14-13)
Hit by 4+ Pitches in a Game (3 games)	5, at Harvard (4/20/2025 - W, 14-13)
Hit by 5+ Pitches in a Game (3 games)	5, at Harvard (4/20/2025 - W, 14-13)
Hit by 6+ Pitches in a Game (675 games)	7, at Penn (4/15/2006 - G2 - W, 23-10)
Hit by 7+ Pitches in a Game (675 games)	7, at Penn (4/15/2006 - G2 - W, 23-10)
4+ Stolen Bases in a Game (14 games)	5, vs. Brown (3/29/2025 - G1 - W, 9-6)
5+ Stolen Bases in a Game (14 games)	5, vs. Brown (3/29/2025 - G1 - W, 9-6)
6+ Stolen Bases in a Game (134 games)	7, at Coppin State (3/5/2022 - G2 - W, 14-5)
7+ Stolen Bases in a Game (134 games)	7, at Coppin State (3/5/2022 - G2 - W, 14-5)
8+ Stolen Bases in a Game (371 games)	9, at George Washington (3/9/2014 - G2 - W, 8-1)
9+ Stolen Bases in a Game (371 games)	9, at George Washington (3/9/2014 - G2 - W, 8-1)
10+ Stolen Bases in a Game (2,457 games)	10, vs. Sampson AFB (6/2/1952 - W, 8-3)

A CORNELL PITCHING STAFF...

Threw No-Hitter (446 games)	Connor Kaufmann, vs. Dartmouth (4/1/2012 - W, 2-0)
Threw Combined No-Hitter (1,364 games)	Kerry Brooks (3 inn.), Rob Wilson (3 inn.), & Doug Pettilo (1 inn.), vs. Rochester (4/5/1989 - G1 - W, 2-1)
Threw Perfect Game (1,895 games)	Gary Gronowski, vs. Oneonta (5/11/1976 - W, 1-0)
Held Opponent to One Hit (159 games)	at Harvard (4/14/2019 - W, 2-0)
Held Opponent to One Hit at Home (68 games)	vs. Princeton (4/30/2017 - W, 13-1)
Held Opponent to One Hit on Road (112 games)	at Harvard (4/14/2019 - W, 2-0)
Shutout Opponent (105 games)	at Brown (5/7/22 - G2 - W, 3-0)
Shutout in Ivy League Game (42 games)	at Brown (5/7/22 - G2 - W, 3-0)
Posted Consecutive Shutouts (1,467 games)	vs. Oneonta (5/2/1986 - G1 - W, 4-0 - 7 inn.) vs. Oneonta (5/2/1986 - G2 - W, 5-0 - 7 inn.)
Struck out 10+ Batters (4 games)	10, at Harvard (4/19/2025 - G2 - L, 8-9)
Struck out 11+ Batters (26 games)	11, at UMBC (3/1/2025 - G1 - W, 8-7 - 10 inn.)
Struck out 12+ Batters (44 games)	12, at Binghamton (4/16/2024 - W, 9-7)
Struck out 13+ Batters (55 games)	13, at Princeton (3/22/2024 - G2 - L, 3-4)
Struck out 14+ Batters (143 games)	14, vs. Niagara (2/29/2020 - G2 - L, 6-8)
Struck out 15+ Batters (207 games)	15, vs. Canisius (4/4/2018 - W, 6-5)
Struck out 16+ Batters (548 games)	18, at Princeton (4/29/2009 - W, 9-0)
Struck out 17+ Batters (548 games)	18, at Princeton (4/29/2009 - W, 9-0)
Struck out 18+ Batters (548 games)	18, at Princeton (4/29/2009 - W, 9-0)

A CORNELL PITCHING STAFF ALLOWED...

10+ Runs in a Game (3 games)	13, at Harvard (4/20/2025 - W, 14-13)
15+ Runs in a Game (7 games)	16, vs. Penn (4/14/2025 - L, 1-16)
20+ Runs in a Game (60 games)	20, at Georgetown (3/10/2024 - G2 - L, 0-20)
25+ Runs in a Game (773 games)	31, at UC Santa Barbara (3/25/2004 - L, 3-31)
30+ Runs in a Game (773 games)	31, at UC Santa Barbara (3/25/2004 - L, 3-31)
5+ Runs in an Inning (0 games)	6, at Dartmouth (4/27/2025 - B2 - L, 4-7)
6+ Runs in an Inning (0 games)	6, at Dartmouth (4/27/2025 - B2 - L, 4-7)
7+ Runs in an Inning (7 games)	7, vs. Penn (4/14/2025 - T2 - L, 1-16)
8+ Runs in an Inning (27 games)	9, at #17 Duke (2/23/2025 - B5 - L, 1-18)
9+ Runs in an Inning (27 games)	9, at #17 Duke (2/23/2025 - B5 - L, 1-18)
10+ Runs in an Inning (61 games)	16, at Georgetown (3/10/2024 - G1 - B2 - L, 6-24)
15+ Runs in an Inning (61 games)	16, at Georgetown (3/10/2024 - G1 - B2 - L, 6-24)

A CORNELL TEAM DEFENSIVELY...

Committed 4+ Errors (83 games)	4, vs. Brown (4/8/2023 - L 8-12)
Committed 5+ Errors (113 games)	6, vs. Binghamton (4/20/2022 - W, 10-9 - 10 inn.)
Committed 6+ Errors (113 games)	6, vs. Binghamton (4/20/2022 - W, 10-9 - 10 inn.)
Committed 7+ Errors (1,037 games)	7, at Le Moyne (4/15/1997 - L, 8-14)
Committed 8+ Errors (1,097 games)	8, at Pacific (3/20/1996 - L, 7-18)
Committed 9+ Errors (1,237 games)	10, vs. Le Moyne (4/8/1992 - G1 - L, 3-19)
Committed 10+ Errors (1,237 games)	10, vs. Le Moyne (4/8/1992 - G1 - L, 3-19)
Turned 3+ Double Plays (7 games)	3, vs. Penn (4/14/2025 - L, 1-16)
Turned 4+ Double Plays (473 games)	4, vs. Penn (4/24/2011 - G2 - L, 2-10)
No Errors in 3+ Straight Games (27 games)	4 games (5/20/2024 - 2/23/25)
No Errors in 4+ Straight Games (27 games)	4 games (5/20/2024 - 2/23/25)

A CORNELL TEAM...

Played to a Tie (203 games)	vs. Binghamton (4/10/2018 - T, 9-9 - 9.5 inn. - darkness)
Won in Extra Innings (18 games)	at Yale (3/22/2025 - G1 - W, 13-12 - 10 inn.)
Lost in Extra Innings (35 games)	at Brown (5/4/2024 - G2 - L, 12-13 - 10 inn.)
Consecutive Extra-Inning Games (215 games)	at Fordham (3/17/2018 - L, 3-4 - 10 inn.; W, 4-3 - 10 inn.)
Played 11-Plus Innings (178 games)	at Navy (3/9/2019 - G2 - W, 3-2 - 11 inn.)
Played 12-Plus Innings (332 games)	vs. LIU Brooklyn (3/13/2015 - L, 4-5 - 12 inn.)
Played 13-Plus Innings (340 games)	at Princeton (4/27/2014 - G2 - W, 4-2 - 14 inn.)
Played 14-Plus Innings (340 games)	at Princeton (4/27/2014 - G2 - W, 4-2 - 14 inn.)
Played a Top-25 Team (27 games)	at #17 Duke (2/23/2025 - L, 1-18)
Defeated a Top-25 Team (29 games)	at #17 Duke (2/22/2025 - W, 11-8)
Swept Doubleheader (4 DHs)	vs. Brown (3/29/2025 - W, 9-6; W, 13-10 - 7 inn.)
Swept 3-Game Series (13 series)	vs. Dartmouth (3/30/2024 - 3/31/2024)
Swept 3-Game Ivy Series (11 series)	vs. Dartmouth (3/30/2024 - 3/31/2024)
Swept 4-Game Series (25 series)	at Maryland Eastern Shore (3/2/2012 - 3/4/2012)
Swept in Doubleheader (0 DHs)	at Harvard (4/19/2025 - L, 5-8; L, 8-9)
Swept in 3-Game Series (0 series)	at Dartmouth (4/25/2025 - 4/27/2025)
Swept in 3-Game Ivy Series (0 series)	at Dartmouth (4/25/2025 - 4/27/2025)
Swept in 4-Game Series (9 series)	at Columbia (4/18/2015 - 4/19/2015)

Shaded row denotes occurred during 2025 season

A CORNELL INDIVIDUAL....

Scored 4+ Runs in a Game (25 games)	4, Caden Wildman, at UMBC (3/1/2025 - G2 - W, 16-13 - 7 inn.)
Scored 5+ Runs in a Game (241 games)	5, Will Simoneit, at Towson (4/5/2017 - W, 24-17)
Recorded 4+ Hits in a Game (20 games)	4, Ryan Porter, at Towson (3/15/2025 - G2 - W, 18-7 - 8 inn.)
Recorded 5+ Hits in a Game (165 games)	5, Will Simoneit, at Army (4/3/2019 - W, 4-1)
Recorded 6+ Hits in a Game (241 games)	6, Trey Baur, at Towson (4/5/2017 - W, 24-17)
Recorded 2+ Doubles in a Game (3 games)	2, Mark Quatrani, at Harvard (4/20/2025 - W, 14-13)
Recorded 3+ Doubles in a Game (123 games)	3, Max Jensen, vs. Yale (4/2/2022 - G2 - W, 12-9)
Recorded 2+ Triples in a Game (112 games)	2, Sam Kaplan, vs. Dartmouth (4/23/2022 - G1 - W, 12-7)
Recorded 3+ Triples in a Game (1,772 games)	3, Steve Caputi, vs. SUNY Cortland (4/30/1979 - W, 15-11)
Hit 2+ Home Runs in a Game (20 games)	2, Ryan Porter, at Towson (3/15/2025 - G2 - W, 18-7 - 8 inn.)
Hit 3+ Home Runs in a Game (262 games)	3, Dale Wickham, vs. Princeton (4/30/2016 - G1 - W, 4-3)
Hit a Grand Slam in a Game (20 games)	Ryan Porter, at Towson (3/15/2025 - G2 - W, 18-7 - 8 inn.)
Hit 2+ Grand Slams in a Game (46 games)	Caden Wildman, at Penn (4/13/2024 - G2 - W, 18-11)
Recorded 5+ RBI in a Game (14 games)	5, Mark Quatrani, vs. Brown (3/29/2025 - G1 - W, 9-6)
Recorded 6+ RBI in a Game (20 games)	8, Ryan Porter, at Towson (3/15/2025 - G2 - W, 18-7 - 8 inn.)
Recorded 7+ RBI in a Game (20 games)	8, Ryan Porter, at Towson (3/15/2025 - G2 - W, 18-7 - 8 inn.)
Recorded 8+ RBI in a Game (20 games)	8, Ryan Porter, at Towson (3/15/2025 - G2 - W, 18-7 - 8 inn.)
Drew 3+ Walks in a Game (6 games)	3, Owen Carlson, at Binghamton (4/15/2025 - L, 5-8)
Drew 4+ Walks in a Game (184 games)	4, Justin Taylor, at Baylor (2/23/2019 - L, 3-10)
Drew 5+ Walks in a Game (1,791 games)	5, Steve Caputi, at Hawai'i-Hilo (3/21/1979 - W, 9-8)
Stole 2+ Bases in a Game (14 games)	2, Jakobi Davis & John Quinlan, vs. Brown (3/29/2025 - W, 9-6)
Stole 3+ Bases in a Game (75 games)	3, Ryan Porter, vs. Princeton (4/22/2023 - G1 - L, 5-8)
Stole 4+ Bases in a Game (371 games)	6, Tom D'Alessandro, at George Washington (3/9/2014 - G2 - W, 8-1)
Stole 5+ Bases in a Game (371 games)	6, Tom D'Alessandro, at George Washington (3/9/2014 - G2 - W, 8-1)
Stole 6+ Bases in a Game (371 games)	6, Tom D'Alessandro, at George Washington (3/9/2014 - G2 - W, 8-1)
Hit by 2+ Pitches in a Game (3 games)	2, Mark Quatrani, at Harvard (4/20/2025 - W, 14-13)
Hit by 3+ Pitches in a Game (601 games)	3, Mickey Brodsky, vs. Harvard (4/8/2008 - G2 - L, 1-2)
Recorded Walk-Off Win (43 games)	John Quinlan (two-run double), vs. Yale (4/20/2024 - W, 10-9 - 10 inn.)
Recorded Walk-Off Home Run (152 games)	Will Simoneit (3-run), vs. Penn (4/28/2019 - W, 8-7)
Lost Game on Walk-Off (4 games)	Liam Wilson (2-run HR), at Harvard (4/19/2025 - G2 - L, 8-9)
Lost Game on Walk-Off Home Run (4 games)	Liam Wilson (2-run HR), at Harvard (4/19/2025 - G2 - L, 8-9)
Recorded 10-Game Hit Streak	10 games, John Quinlan (2025)
Recorded 15-Game Hit Streak	20 games, Max Jensen (2024-25)
Recorded 20-Game Hit Streak	20 games, Max Jensen (2024-25)
Recorded 15-Game On-Base Streak	35 games, John Quinlan (2024-25) 24 games, Jakobi Davis (2024-25)
Recorded 20-Game On-Base Streak	35 games, John Quinlan (2024-25) 24 games, Jakobi Davis (2024-25)
Recorded 30-Game On-Base Streak	35 games, John Quinlan (2024-25)
Recorded 40-Game On-Base Streak	42 games, Nathan Waugh (2023-24)

A CORNELL PITCHER...

Threw 7-Inning No-Hitter (446 games)	Connor Kaufmann, vs. Dartmouth (4/1/2012 - W, 2-0)
Threw 9-Inning No-Hitter (2,180 games)	Larry Rafalski, vs. Hartwick (4/25/1968 - W, 7-0)
Threw Perfect Game (1,895 games)	Gary Gronowski, vs. Oneonta (5/11/1976 - W, 1-0) - 7-inning game
Threw 7-Inning Complete Game (231 games)	Tim Willittes, vs. Penn (4/22/2017 - G1 - L, 0-5)
Threw 7-Inning Complete Game Shutout (302 games)	Brian McAfee, vs. Princeton (4/26/2015 - G1 - W, 10-0)
Threw 9-Inning Complete Game (105 games)	Luke Yacinich, at Brown (5/7/2022 - G1 - W, 3-0) - 111 pitches
Threw 9-Inning Complete Game Shutout (105 games)	Luke Yacinich, at Brown (5/7/2022 - G1 - W, 3-0) - 111 pitches
Pitched 3+ Scoreless Innings of Relief (0 games)	Gus Magill (4.0 IP), at Dartmouth (4/27/2025 - L, 4-7) - 58 pitches
Pitched 3+ Hitless Innings of Relief (14 games)	Sam Keene (3.0 IP), at Yale (3/22/2025 - W, 7-4) - 52 pitches
Pitched 4+ Scoreless Innings of Relief (0 games)	Gus Magill (4.0 IP), at Dartmouth (4/27/2025 - L, 4-7) - 58 pitches
Pitched 5+ Scoreless Innings of Relief (50 games)	Huxley Holcombe (5.0 IP), vs. Harvard (4/6/2024 - W, 6-5) - 64 pitches
Struck out 10+ Batters (259 games)	10, Justin Lewis, at Navy (3/4/2017 - G2 - L, 7-8)
Struck out 11+ Batters (290 games)	13, Tim Willittes, at Bucknell (3/19/2016 - G2 - W, 5-2)
Struck out 12+ Batters (290 games)	13, Tim Willittes, at Bucknell (3/19/2016 - G2 - W, 5-2)
Struck out 13+ Batters (290 games)	13, Tim Willittes, at Bucknell (3/19/2016 - G2 - W, 5-2)
Struck out 14+ Batters (793 games)	15, Chris Schutt, at Columbia (4/19/2003 - G2 - W, 7-1)
Struck out 15+ Batters (793 games)	15, Chris Schutt, at Columbia (4/19/2003 - G2 - W, 7-1)

Shaded row denotes occurred during 2025 season

PLAYER PERFORMANCES

MULTI-HIT GAMES	2025	REC	CAREER	REC
Barela	—	0-0	—	0-0
Beaulieu	—	0-0	—	0-0
Carlson	6	2-4	9	4-5
Davis	7	5-2	21	11-10
Dillon	—	0-0	—	0-0
Hager	8	4-4	13	7-6
Jaun	3	2-1	3	2-1
Jensen	5	4-1	41	18-23
L.Johnson	3	2-1	7	4-3
Marko	—	0-0	—	0-0
Musser	7	3-4	10	5-5
Porter	8	5-3	20	11-9
Quatrani	12	7-5	24	13-11
Quinlan	5	4-1	32	20-12
Shin	—	0-0	—	0-0
Swidorski	3	1-2	10	2-8
Urofsky	—	0-0	—	0-0
Walters	—	0-0	—	0-0
Wildman	8	5-3	16	10-6
MULTI-RBI GAMES	2025	REC	CAREER	REC
Barela	1	0-1	1	0-1
Beaulieu	—	0-0	—	0-0
Carlson	1	1-0	1	1-0
Davis	4	3-1	13	8-5
Dillon	—	0-0	—	0-0
Hager	4	3-1	7	5-2
Jaun	2	1-1	2	1-1
Jensen	4	4-0	25	18-7
L.Johnson	3	1-2	5	3-2
Marko	—	0-0	—	0-0
Musser	4	1-3	7	2-5
Porter	4	2-2	13	6-7
Quatrani	5	3-2	16	11-5
Quinlan	8	7-1	15	13-2
Shin	—	0-0	—	0-0
Swidorski	3	2-1	6	3-3
Urofsky	—	0-0	—	0-0
Walters	—	0-0	—	0-0
Wildman	4	3-1	9	7-2
QUALITY STARTS	2025	REC	CAREER	REC
Biben	—	0-0	—	0-0
Ellison	—	0-0	—	0-0
Foster	—	0-0	—	0-0
Gerfen	—	0-0	—	0-0
Hamill	—	0-0	5	4-1
Hegarty	—	0-0	—	0-0
Holcombe	3	2-1	3	2-1
Jaun	—	0-0	—	0-0
Jennewein	—	0-0	—	0-0
B.Johnson	—	0-0	—	0-0
Keene	—	0-0	—	0-0
Keller	—	0-0	5	3-2
Magill	—	0-0	—	0-0
Mayfield	4	1-3	4	1-3
McHugh	—	0-0	—	0-0
Porter	—	0-0	—	0-0
Ramos	—	0-0	—	0-0
Shea	—	0-0	—	0-0
Siwinski	—	0-0	—	0-0
Van Sice	—	0-0	—	0-0

2025 CORNELL OVERALL STATISTICS

Overall11-19

Home2-4

Away9-13

Neutral0-2

Ivy League6-12

BATTING STATISTICS

#	PLAYER	AVG	GP	GS	AB	R	H	2B	3B	HR	RBI	TB	SLG%	BB	HBP	SO	GDP	OB%	SF	SH	SB	ATT
19	Mark Quatrani	.333	30	30	117	26	39	10	0	4	19	61	.521	14	12	24	2	.448	2	0	1	1
12	Ryan Porter	.314	27	20	86	16	27	9	0	6	20	54	.628	5	2	28	1	.366	0	0	2	4
4	Caden Wildman	.287	29	29	108	23	31	7	0	3	17	47	.435	17	1	27	2	.386	1	5	8	8
20	Kevin Hager	.282	30	30	110	26	31	7	0	2	19	44	.400	16	10	18	2	.410	3	0	2	3
15	Owen Carlson	.265	28	28	102	15	27	2	1	0	12	31	.304	15	2	21	1	.361	3	1	0	1
22	Jakobi Davis	.250	30	30	104	19	26	2	1	5	18	45	.433	24	1	36	0	.386	3	0	9	10
1	John Quinlan	.225	30	27	111	22	25	6	1	2	20	39	.351	23	4	26	3	.374	1	1	9	10
18	TJ Swidorski	.313	16	7	32	8	10	4	0	1	8	17	.531	3	0	7	1	.371	0	0	0	0
7	Max Jensen	.284	17	17	67	18	19	3	1	5	15	39	.582	14	4	12	2	.430	1	0	4	6
2	Mason Barela	.273	7	2	11	1	3	0	0	1	2	6	.545	1	1	5	0	.385	0	0	0	0
6	Kyle Musser	.256	21	21	86	12	22	3	1	3	14	36	.419	8	6	21	4	.360	0	0	2	2
30	William Jaun	.250	22	12	44	6	11	3	0	0	7	14	.318	5	1	9	1	.340	0	0	0	1
8	Luke Johnson	.214	20	17	70	10	15	2	0	4	10	29	.414	4	1	15	0	.267	0	0	2	3
31	Ryan Dillon	.000	2	1	3	0	0	0	0	0	0	0	.000	0	0	2	0	.000	0	0	0	0
23	Jayden Shin	.000	1	0	1	0	0	0	0	0	0	0	.000	0	0	1	0	.000	0	0	0	0
TOTALS		.272	30		1052	202	286	58	5	36	181	462	.439	149	45	252	19	.381	14	7	39	49
OPPONENTS		.280	30		976	260	273	43	7	40	233	450	.461	202	64	191	19	.428	18	21	51	65

PITCHING STATISTICS

#	PLAYER	ERA	W	L	APP	GS	CG	SHO	SV	IP	H	R	ER	BB	SO	2B	3B	HR	AB	AVG	WP	HBP	BK	SFA	SHA
32	Carson Mayfield	4.50	1	2	10	10	0	0/0	0	56.0	40	33	28	21	49	3	1	8	198	.202	6	18	0	4	2
37	Huxley Holcombe	7.10	3	1	10	8	0	0/0	0	52.0	58	47	41	26	38	10	1	5	199	.291	7	11	1	2	6
42	Josh Shea	3.86	1	0	14	0	0	0/0	0	11.2	15	5	5	5	9	2	1	1	48	.313	0	0	0	1	0
17	Gus Magill	4.91	0	2	5	0	0	0/0	0	7.1	6	4	4	6	4	2	0	0	28	.214	2	4	1	0	0
29	Will Siwinski	5.40	0	0	2	0	0	0/0	0	1.2	2	1	1	1	0	0	0	1	7	.286	1	0	0	0	0
36	Nathaniel Jennewein	6.55	1	0	7	0	0	0/0	0	11.0	11	9	8	12	7	3	0	2	41	.268	2	1	0	1	0
12	Ryan Porter	7.84	2	0	8	0	0	0/0	0	10.1	12	10	9	11	7	1	1	3	41	.293	0	3	0	0	1
30	William Jaun	8.53	0	2	11	1	0	0/0	2	12.2	11	12	12	18	14	0	0	1	47	.234	2	0	0	1	3
18	TJ Swidorski	9.00	0	0	6	0	0	0/0	1	6.0	6	6	6	4	3	2	0	0	23	.261	3	2	0	0	0
43	Ethan McHugh	9.00	0	0	1	0	0	0/0	0	2.0	2	2	2	3	2	1	0	0	7	.286	1	0	0	0	1
3	Chris Ellison	10.29	0	5	10	4	0	0/0	1	21.0	23	28	24	26	10	2	0	4	81	.284	2	5	1	0	2
26	John Hegarty	10.53	0	3	14	0	0	0/0	1	19.2	30	23	23	12	18	5	1	4	83	.361	4	4	0	3	1
34	Ethan Van Sice	11.37	1	0	5	0	0	0/0	0	6.1	13	9	8	2	3	6	0	1	31	.419	2	0	0	1	0
44	Sam Keene	11.74	1	2	10	5	0	0/0	1	23.0	26	35	30	23	15	3	2	3	89	.292	9	7	0	2	3
21	John Gerfen	18.00	0	1	2	0	0	0/0	0	1.0	1	2	2	1	0	0	0	1	4	.250	0	0	0	0	0
16	Noah Keller	19.38	1	1	10	2	0	0/0	0	13.0	15	29	28	30	11	3	0	4	46	.326	6	7	0	3	2
28	Max Foster	27.00	0	0	1	0	0	0/0	0	0.1	1	1	1	0	1	0	0	1	2	.500	0	0	0	0	0
40	Tavian Ramos	∞	0	0	1	0	0	0/0	0	0.0	1	4	4	1	0	0	0	1	1	1.000	1	2	0	0	0
TOTALS		8.33	11	19	30		0	0	6	255.0	273	260	236	202	191	43	7	40	976	.280	48	64	3	18	21
OPPONENTS		5.82	19	11	30		0	0	6	266.0	286	202	172	149	252	58	5	36	1052	.272	34	45	4	14	7

2025 CORNELL IVY LEAGUE STATISTICS

Overall11-19

Home2-4

Away9-13

Neutral0-2

Ivy League6-12

BATTING STATISTICS

#	PLAYER	AVG	GP	GS	AB	R	H	2B	3B	HR	RBI	TB	SLG%	BB	HBP	SO	GDP	OB%	SF	SH	SB	ATT
19	Mark Quatrani	.329	18	18	70	13	23	7	0	1	11	33	.471	7	7	13	1	.430	2	0	1	1
4	Caden Wildman	.313	18	18	67	12	21	5	0	2	12	32	.478	9	1	13	2	.397	1	3	6	6
15	Owen Carlson	.277	17	17	65	9	18	2	1	0	7	22	.338	8	1	10	1	.360	1	1	0	0
1	John Quinlan	.263	18	15	57	14	15	4	0	0	9	19	.333	13	3	14	1	.419	1	0	6	6
12	Ryan Porter	.262	17	16	65	11	17	7	0	3	9	33	.508	3	2	25	1	.314	0	0	2	4
30	William Jaun	.250	16	11	44	6	11	3	0	0	7	14	.318	5	1	9	1	.340	0	0	0	1
22	Jakobi Davis	.230	18	18	61	10	14	1	0	3	11	24	.393	13	0	20	0	.351	3	0	8	9
20	Kevin Hager	.214	18	18	70	13	15	4	0	0	8	19	.271	8	5	12	2	.329	2	0	2	3
6	Kyle Musser	.333	9	9	36	5	12	1	1	2	6	21	.583	1	3	9	2	.400	0	0	1	1
8	Luke Johnson	.257	11	9	35	5	9	1	0	3	5	19	.543	2	0	9	0	.297	0	0	1	1
2	Mason Barela	.250	3	1	4	1	1	0	0	1	2	4	1.000	0	1	1	0	.400	0	0	0	0
18	TJ Swidorski	.238	9	5	21	4	5	2	0	0	3	7	.333	1	0	6	0	.273	0	0	0	0
7	Max Jensen	.190	6	6	21	7	4	2	0	1	6	9	.429	6	3	5	1	.433	0	0	1	2
31	Ryan Dillon	.000	1	1	2	0	0	0	0	0	0	0	.000	0	0	1	0	.000	0	0	0	0
23	Jayden Shin	.000	1	0	1	0	0	0	0	0	0	0	.000	0	0	1	0	.000	0	0	0	0
TOTALS		.267	18		619	110	165	39	2	16	96	256	.414	76	27	148	12	.366	10	4	28	34
OPPONENTS		.280	18		589	146	165	26	4	19	129	256	.435	106	42	112	13	.418	12	15	35	42

PITCHING STATISTICS

#	PLAYER	ERA	W	L	APP	GS	CG	SHO	SV	IP	H	R	ER	BB	SO	2B	3B	HR	AB	AVG	WP	HBP	BK	SFA	SHA
37	Huxley Holcombe	5.05	3	1	6	6	0	0/0	0	35.2	33	24	20	16	28	6	1	1	130	.254	7	8	1	2	5
32	Carson Mayfield	5.60	0	2	6	6	0	0/0	0	35.1	28	24	22	15	34	3	1	3	126	.222	6	14	0	4	1
44	Sam Keene	10.24	0	2	6	5	0	0/0	1	19.1	24	27	22	14	11	3	1	3	77	.312	8	7	0	1	3
29	Will Siwinski	0.00	0	0	1	0	0	0/0	0	0.1	0	0	0	0	0	0	0	0	1	.000	0	0	0	0	0
42	Josh Shea	3.00	1	0	10	0	0	0/0	0	9.0	11	3	3	4	4	2	0	1	36	.306	0	0	0	1	0
30	William Jaun	3.38	0	0	5	0	0	0/0	1	5.1	6	2	2	5	6	0	0	0	20	.300	2	0	0	1	3
17	Gus Magill	4.91	0	2	5	0	0	0/0	0	7.1	6	4	4	6	4	2	0	0	28	.214	2	4	1	0	0
18	TJ Swidorski	7.71	0	0	4	0	0	0/0	1	4.2	6	4	4	2	3	2	0	0	18	.333	2	1	0	0	0
12	Ryan Porter	9.82	1	0	3	0	0	0/0	0	3.2	3	4	4	6	1	0	0	2	14	.214	0	1	0	0	0
26	John Hegarty	10.80	0	2	8	0	0	0/0	0	11.2	17	14	14	6	8	0	1	3	49	.347	2	1	0	1	1
34	Ethan Van Sice	11.37	1	0	5	0	0	0/0	0	6.1	13	9	8	2	3	6	0	1	31	.419	2	0	0	1	0
3	Chris Ellison	12.10	0	3	7	1	0	0/0	1	9.2	11	16	13	14	5	0	0	3	39	.282	0	2	0	0	0
16	Noah Keller	15.19	0	0	5	0	0	0/0	0	5.1	5	10	9	13	5	1	0	1	17	.294	2	2	0	1	2
36	Nathaniel Jennewein	27.00	0	0	1	0	0	0/0	0	0.1	1	1	1	2	0	1	0	0	2	.500	0	0	0	0	0
40	Tavian Ramos	∞	0	0	1	0	0	0/0	0	0.0	1	4	4	1	0	0	0	1	1	1.000	1	2	0	0	0
TOTALS		7.60	6	12	18	0	0	4	154.0	165	146	130	106	112	26	4	19	589	.280	34	42	2	12	15	
OPPONENTS		5.40	12	6	18	0	0	4	160.0	165	110	96	76	148	39	2	16	619	.267	21	27	0	10	4	

GAME-BY-GAME INFORMATION

DATE	OPPONENT	SCORE/	CORNELL				OPPONENT											TIME ATT.
		TIME (ET)	R	H	E	LOB	R	H	E	LOB	REC	IVY	POS	GB	WIN	LOSS	SAVE	
2/21	at Duke	W, 11-8	11	11	0	9	8	6	3	4	1-0	—	—	—	Mayfield (1-0)	Johnson (0-2)	—	3:04 334
2/22	at Duke	L, 2-16	2	6	0	9	16	13	0	12	1-1	—	—	—	Higgins (1-0)	Keller (0-1)	—	3:17 443
2/23	at Duke	L, 1-18	1	8	0	11	18	12	1	3	1-2	—	—	—	Nard (1-0)	Ellison (0-1)	—	3:01 431
3/1	at UMBC	W, 8-7 (10)	8	9	1	11	7	10	5	8	2-2	—	—	—	Porter (1-0)	Kelly (0-1)	—	3:06 247
3/1	at UMBC	W, 16-13 (7)	16	11	1	10	13	6	5	7	3-2	—	—	—	Jennewein (1-0)	Bell (0-1)	Jaun (1)	3:04 279
3/2	at UMBC	GAME CANCELED (NO MAKEUP SCHEDULED)																
3/7	vs. Michigan St.	L, 2-3	2	8	2	11	3	6	1	5	3-3	—	—	—	Horvath (2-1)	Jaun (0-1)	—	2:51 235
3/8	vs. UAB	L, 12-13	12	13	2	9	13	10	2	10	3-4	—	—	—	Ellis (1-0)	Jaun (0-2)	Olson (4)	4:01 207
3/9	at Winthrop	L, 4-10	4	8	2	10	10	11	1	8	3-5	—	—	—	Gilley (2-1)	Ellison (0-2)	—	2:53 895
3/15	at Towson	L, 5-6	5	5	0	6	6	10	1	9	3-6	—	—	—	Nabholz (2-0)	Hegarty (0-1)	—	3:15 150
3/15	at Towson	W, 18-7 (8)	18	20	0	12	7	10	1	8	4-6	—	—	—	Keller (1-1)	Luczak (1-1)	—	3:13 150
3/16	at Towson	W, 8-5	8	14	1	7	5	9	2	13	5-6	—	—	—	Keene (1-0)	DeProspero (1-2)	Hegarty (1)	3:00 83
3/22	at Yale	W, 13-12	13	17	0	15	12	7	2	5	6-6	1-0	T-1st	+1.0	Porter (2-0)	Evans (1-1)	—	3:57 136
3/22	at Yale	W, 7-4	7	10	1	11	4	4	2	8	7-6	2-0	T-1st	+2.0	Holcombe (1-0)	Cohen (1-2)	Keene (1)	3:03 126
3/23	at Yale	L, 3-9	3	6	2	12	9	5	3	6	7-7	2-1	4th	-1.0	Ohman (2-0)	Ellison (0-3)	—	3:00 115
3/25	BINGHAMTON	GAME CANCELED (NO MAKEUP SCHEDULED)																
3/28	BROWN	L, 4-5	4	5	0	7	5	10	1	10	7-8	2-2	4th	-1.5	Dubie (2-1)	Hegarty (0-2)	Keel (1)	2:29 45
3/29	BROWN	W, 9-6	9	5	1	5	6	6	0	8	8-8	3-2	4th	-1.5	Holcombe (2-0)	Trout (0-4)	Ellison (1)	2:55 90
3/29	BROWN	W, 13-10 (7)	13	12	2	9	10	9	2	9	9-8	4-2	T-2nd	-1.0	Shea (1-0)	Kline (1-1)	Jaun (2)	3:45 75
4/4	at Columbia	L, 1-10	1	4	1	4	10	14	2	11	9-9	4-3	T-3rd	-2.0	Sheets (2-2)	Mayfield (1-1)	—	2:29 123
4/4	at Columbia	W, 7-3	7	12	0	9	3	4	0	6	10-9	5-3	T-3rd	-1.0	Holcombe (3-0)	Edwards (2-2)	—	2:40 225
4/5	at Columbia	L, 9-13	9	10	1	6	13	9	1	8	10-10	5-4	4th	-2.0	Sotiropoulos (3-3)	Ellison (0-4)	—	3:36 166
4/8	at Bucknell	GAME CANCELED (NO MAKEUP SCHEDULED)																
4/13	PENN	L, 3-4	3	10	0	11	4	4	0	4	10-11	5-5	4th	-3.0	Coyne (3-1)	Magill (0-1)	—	2:41 183
4/13	PENN	L, 4-9	4	11	1	5	9	13	0	12	10-12	5-6	T-4th	-4.0	Katz (4-2)	Holcombe (3-1)	—	2:53 148
4/14	PENN	L, 1-16	1	6	2	8	16	17	0	10	10-13	5-7	T-5th	-5.0	Tobin (2-1)	Keene (1-1)	—	3:09 114
4/15	at Binghamton	L, 5-8	5	9	0	14	8	5	1	8	10-14	—	—	—	Packard (3-3)	Gerfen (0-1)	Dally (2)	3:04 132
4/19	at Harvard	L, 5-8	5	13	0	11	8	11	1	14	10-15	5-8	T-5th	-6.0	Fang (2-3)	Magill (0-2)	McHugh (3)	3:08 783
4/19	at Harvard	L, 8-9	8	6	3	5	9	14	4	11	10-16	5-9	T-6th	-6.0	Smith (1-0)	Hegarty (0-3)	—	2:58 783
4/20	at Harvard	W, 14-13	14	16	1	8	13	18	2	9	11-16	6-9	5th	-5.0	Van Sice (1-0)	Dowling (1-3)	Swidorski (1)	3:34 384
4/25	at Dartmouth	L, 3-5	3	9	0	9	5	5	0	3	11-17	6-10	T-6th	-5.5	Klaric-Schell (2-1)	Mayfield (1-2)	Will (1)	2:23 148
4/27	at Dartmouth	L, 2-3	2	4	0	4	3	7	0	11	11-18	6-11	7th	-6.0	Chambers (1-3)	Ellison (0-5)	Loeger (1)	2:43 213
4/27	at Dartmouth	L, 4-7	4	9	3	8	7	8	0	11	11-19	6-12	7th	-7.0	Loeger (1-7)	Keene (1-2)	—	3:00 78
4/29	at Binghamton	6:30 p.m.																
5/3	PRINCETON	11:30 a.m.																
5/3	PRINCETON	2:30 p.m.																
5/4	PRINCETON	12 p.m.																

2025 CORNELL BASEBALL TV / PHOTO ROSTER



1

**JOHN
QUINLAN**

OF • S/R • 5-9 • 185 • Sr.
Menlo Park, Calif.



2

**MASON
BARELA**

C/INF • R/R • 5-9 • 195 • Fr.
Jupiter, Fla.



3

**CHRIS
ELLISON**

RHP • R/R • 6-0 • 190 • Sr.
Howell, N.J.



4

**CADAN
WILDMAN**

OF • R/R • 6-3 • 215 • Jr.
Woodbury, Minn.



5

**TYLER
BEAULIEU**

OF • R/R • 6-1 • 175 • Fr.
Berwyn, Pa.



6

**KYLE
MUSSER**

OF • R/R • 5-10 • 182 • Sr.
Lititz, Pa.



7

**MAX
JENSEN**

INF • L/R • 6-3 • 210 • Sr.
Burke, Va.



8

**LUKE
JOHNSON**

INF • R/R • 6-1 • 180 • So.
Coto de Caza, Calif.



9

**GRAHAM
BIBEN**

RHP • R/R • 6-0 • 170 • So.
New York, N.Y.



11

**MATTHEW
WALTERS**

OF • R/R • 5-11 • 195 • Jr.
Granbury, Texas



12

**RYAN
PORTER**

OF/RHP • R/R • 6-0 • 185 • Sr.
Houston, Texas



13

**ETHAN
HAMILL**

RHP • R/R • 6-3 • 200 • Jr.
Chester, Va.



15

**OWEN
CARLSON**

INF • L/R • 5-11 • 180 • So.
Los Angeles, Calif.



16

**NOAH
KELLER**

LHP • L/L • 6-1 • 210 • Jr.
Goodrich, Mich.



17

**GUS
MAGILL**

RHP • R/R • 6-0 • 200 • Fr.
New York, N.Y.



18

**TJ
SWIDORSKI**

INF • R/R • 6-0 • 185 • Jr.
Woodbury, Minn.



19

**MARK
QUATRANI**

C • R/R • 5-11 • 200 • So.
Springfield, Pa.



20

**KEVIN
HAGER**

INF • R/R • 6-0 • 190 • So.
Berkeley Heights, N.J.



21

**JOHN
GERFEN**

LHP • R/L • 6-0 • 195 • Jr.
Brewster, N.Y.



22

**JAKOBI
DAVIS**

OF • L/L • 6-4 • 210 • Sr.
Sarasota, Fla.



23

**JAYDEN
SHIN**

INF • L/R • 6-2 • 205 • Fr.
Pennington, N.J.



25

**BECK
UROFSKY**

INF • R/R • 6-4 • 225 • Jr.
Silver Spring, Md.



26

**RYAN
HEGARTY**

RHP • L/R • 6-5 • 200 • Fr.
Needham, Mass.



28

**MAX
FOSTER**

RHP • R/R • 6-3 • 210 • So.
Bethel, Conn.



29

**WILL
SIWINSKI**

LHP • R/L • 6-3 • 195 • Fr.
San Francisco, Calif.



30

**WILLIAM
JAUN**

1B/LHP • L/L • 6-3 • 225 • Sr.
Loveland, Ohio



31

**RYAN
DILLON**

C • R/R • 6-2 • 185 • Fr.
Marlborough, Mass.



32

**CARSON
MAYFIELD**

RHP • R/R • 6-5 • 225 • Jr.
Annandale, Va.



34

**ETHAN
VAN SICE**

RHP • R/R • 5-9 • 170 • So.
Arlington, Va.



36

**NATHANIEL
JENNEW EIN**

LHP • R/L • 5-11 • 180 • So.
Tampa, Fla.



37

**HUXLEY
HOLCOMBE**

LHP • L/L • 6-6 • 180 • So.
Worcester, Mass.



38

**BRAEDON
JOHNSON**

LHP • L/L • 6-3 • 220 • Fr.
Otego, N.Y.



40

**TAVIAN
RAMOS**

RHP • R/R • 6-2 • 180 • Fr.
Nenah, Wis.



41

**JACKSON
MARKO**

C • R/R • 5-10 • 175 • Jr.
Syracuse, N.Y.



42

**JOSH
SHEA**

RHP • R/R • 5-11 • 175 • Jr.
Cortlandt Manor, N.Y.



43

**ETHAN
McHUGH**

RHP • R/R • 5-9 • 165 • Jr.
Annandale, N.J.



44

**SAM
KEENE**

LHP • L/L • 6-4 • 200 • Fr.
Cohasset, Mass.



24

**DAN
PEPICELLI**

Head Coach
10th Season



14

**TOM
FORD**

Associate Head Coach
35th Season at Cornell



27

**JOHN
TOPPA**


Assistant Coach
4th Season



35

**ROBBY
FARIS**

Assistant Coach
1st Season



35

**GRACE
DeSTEFANO**

Athletic Trainer
3rd Season