

CORNELL BIG RED

2025 BASEBALL GAME NOTES

6 IVY LEAGUE REGULAR-SEASON CHAMPIONSHIPS | 7 ALL-AMERICANS | 60 FIRST TEAM ALL-IVY SELECTIONS

2025 SCHEDULE

FEBRUARY (1-2)

21	at #17 Duke (DH) (ACCNX)	W, 11-8
22	at #17 Duke (DH) (ACCNX)	L, 2-16
23	at #17 Duke (ACCNX)	L, 1-18

MARCH (8-6, 4-2 IVY)

1	at UMBC (DH) (AmericaEast.tv)	W, 8-7 (10 inn.)
1	at UMBC (DH) (AmericaEast.tv)	W, 16-13
2	at UMBC (AmericaEast.tv)	Canceled

FIRST PITCH INVITATIONAL (GREENVILLE, S.C.)

7	vs. Michigan State (ESPN+)	L, 2-3
8	vs. UAB (ESPN+)	L, 12-13
9	at Winthrop (ESPN+)	L, 4-10
15	at Towson (DH)	L, 5-6
15	at Towson (DH)	W, 18-7 (8 inn.)
16	at Towson (FloBaseball)	W, 8-5
22	at Yale* (DH) (ESPN+)	W, 13-12 (10 inn.)
22	at Yale* (DH) (ESPN+)	W, 7-4
23	at Yale* (DH) (ESPN+)	L, 3-9
25	BINGHAMTON (ESPN+)	Canceled
28	BROWN* (DH) (ESPN+)	L, 4-5
28	BROWN* (DH) (ESPN+)	W, 9-6
29	BROWN* (ESPN+)	W, 13-10 (7 inn.)

APRIL (2-8, 2-8 IVY)

4	at Columbia* (DH) (ESPN+)	L, 1-10
4	at Columbia* (DH) (ESPN+)	W, 7-3
5	at Columbia* (ESPN+)	L, 9-13
8	at Bucknell (ESPN+)	Canceled
13	PENN* (DH) (ESPN+)	L, 3-4
13	PENN* (DH) (ESPN+)	L, 4-9
14	PENN* (ESPN+)	L, 1-16
15	at Binghamton (ESPN+)	L, 5-8
19	at Harvard* (DH) (ESPN+)	L, 5-8
19	at Harvard* (DH) (ESPN+)	L, 8-9
20	at Harvard* (ESPN+)	W, 14-13
25	at Dartmouth* (ESPN+)	2:30 p.m.
27	at Dartmouth* (DH) (ESPN+)	11:30 a.m.
27	at Dartmouth* (DH) (ESPN+)	2:30 p.m.
29	at Binghamton (ESPN+)	6:30 p.m.

MAY

3	PRINCETON* (DH) (ESPN+)	11:30 a.m.
3	PRINCETON* (DH) (ESPN+)	2:30 p.m.
4	PRINCETON* (ESPN+)	12 p.m.

All game times Eastern, subject to change

* - Denotes Ivy League contest

Bold Red CAPS denotes home game

CORNELL BIG RED

AT

DARTMOUTH BIG GREEN

GAME NO. 28-30 | APRIL 25 & 27 | HANOVER, N.H. | RED ROLFE FIELD AT BIONDI PARK | DARTMOUTH LEADS SERIES, 101-89-1

11-16

OVERALL

6-9

IVY LEAGUE

—/—/—

RANKS (D1B/NCBWA/USAT)

Dan Pepicelli

21ST SEASON AS HEAD COACH

112-183-1 (.380)

10TH SEASON AT CORNELL

8-21

OVERALL

5-10

IVY LEAGUE

—/—/—

RANKS (D1B/NCBWA/USAT)

Bob Whalen

36TH SEASON AS HEAD COACH

650-695-3 (.483)

36TH SEASON AT DARTMOUTH

WEEKEND INFORMATION

FRIDAY

ESPN+

Play-by-Play: TBA

Analyst: TBA

Live Stats: cornellbigred.com

SUNDAY - GAME #1

ESPN+

Play-by-Play: TBA

Analyst: TBA

Live Stats: cornellbigred.com

SUNDAY - GAME #2

ESPN+

Play-by-Play: TBA

Analyst: TBA

Live Stats: cornellbigred.com

FRIDAY FORECAST

☁️ 74° 🌧️ 7:45

Temperature: 76° high | 52° low

Forecast: Cloudy

Winds: Light and variable

SUNDAY FORECASTS

☁️ 48° 🌧️ 7:47

Temperature: 54° high | 42° low

Forecast: Cloudy, 30% chance of rain

Winds: NW 10-15 mph

☁️ 50° 🌧️ 7:47

Temperature: 54° high | 42° low

Forecast: Mostly cloudy

Winds: NNW 10-15 mph

PROBABLE STARTING PITCHERS

RHP Carson Mayfield (1-1, 4.25)

TBA

LHP Huxley Holcombe (3-1, 7.83)

TBA

LHP Sam Keene (1-1, 12.23)

TBA

FIRST PITCH

► Returning to northern New England for the second consecutive weekend as it continues its eight-game road trip, the Cornell baseball team (11-16, 6-9 Ivy League) travels to Hanover, N.H., for its final Ivy League regular-season road series, facing Dartmouth (7-21, 5-10 Ivy League) at Red Rolfe Field at Biondi Park.

► Due to unfavorable weather forecasts in the Hanover area, the series will now begin on Friday at 2:30 p.m. The remaining games of the series will take place as a doubleheader on Sunday, with the first game beginning at 11:30 a.m. All three games will be streamed live on ESPN+.

WEEKEND REWIND

► Senior first baseman **KYLE MUSSER** delivered a pivotal one-out RBI single in the ninth inning in the Big Red's series finale against Harvard last Sunday that gave Cornell a three-run advantage. Musser's hit provided enough insurance for the Big Red as junior **TJ SWIDORSKI** staved off Harvard's ninth-inning rally to secure his first career save in Cornell's 14-13 triumph. The victory thwarted the Crimson's attempt to sweep the three-game series and marked the end of the Big Red's seven-game losing streak.

► Musser paced the Cornell offense in the three-game series, batting .571 (8H in 14AB) with a double, triple, and home run, driving in a team-high five RBI, and also notched one of the Big Red's four stolen bases over the weekend. He registered a 1.625 OPS, highlighted by his 1.000 slugging percentage.

► Sophomore infielder **OWEN CARLSON** (5H in 15AB) and senior outfielder **JAKOBI DAVIS** (3H in 9AB) each batted .333 over the weekend. Carlson drove in all three of his RBI in the Big Red's slugfest victory last Sunday, while Davis hit a home run, recorded four RBI, and stole a base. In addition to his leadoff home run on Sunday, Davis' three other RBI came from sacrifice flies in each game of the series.

BROOKS WALLACE WATCH LIST

► Sophomore shortstop **KEVIN HAGER** was named to the watch list for the Brooks Wallace Player of the Year Award, as announced by the College Baseball Foundation last Friday afternoon (April 18).

► Awarded annually to the nation's top shortstop, Hager was one of three Ivy League shortstops named to the watch list, joining Penn junior Davis Baker and Columbia junior Sam Miller. The trio from the Ancient Eight represented three of the 100 players on the list, which features athletes delivering exceptional offensive and defensive performances.

► The award is named for former Texas Tech shortstop Brooks Wallace, who played for the Red Raiders from 1977-80 and died of leukemia at the age of 27.

► "It's a great time of the year when we start diving into looking at all the shortstops from around the country and who might best represent the Brooks Wallace Award this year," said Larry Wallace, co-chair of the Brooks Wallace Award. "This list doesn't disappoint with some stellar offensive numbers along with some outstanding gloves to represent the shortstop position."



MEDIA CONTACT

MARSHALL HAIM

Assistant Director of Athletic Communications

✉️ mh2348@cornell.edu

☎️ (716) 465-4945 (mobile)

2025 CORNELL BASEBALL ROSTER

#	NAME	POS	B/T	HT	WT	YR	HOMETOWN / HIGH SCHOOL
1	John Quinlan	OF	S/R	5-9	185	Sr.	Menlo Park, Calif. / Menlo-Atherton
2	Mason Barela	C/INF	R/R	5-9	195	Fr.	Jupiter, Fla. / Jupiter
3	Chris Ellison	RHP	R/R	6-0	190	Sr.	Howell, N.J. / Howell
4	Caden Wildman	OF	R/R	6-3	215	Jr.	Woodbury, Minn. / East Ridge
5	Tyler Beaulieu	OF	R/R	6-1	175	Fr.	Berwyn, Pa. / Episcopal Academy
6	Kyle Musser	OF	R/R	5-10	182	Sr.	Lititz, Pa. / Manheim Township
7	Max Jensen	INF	L/R	6-3	210	Sr.	Burke, Va. / Lake Braddock
8	Luke Johnson	INF	R/R	6-1	180	So.	Coto de Caza, Calif. / Santa Margarita Catholic
9	Graham Biben	RHP	R/R	6-0	170	So.	New York, N.Y. / Riverdale Country School
11	Matthew Walters	OF	R/R	5-11	195	Jr.	Granbury, Texas / Granbury
12	Ryan Porter	OF/RHP	R/R	6-0	185	Sr.	Houston, Texas / Paetow
13	Ethan Hamill	RHP	R/R	6-3	200	Jr.	Chester, Va. / Thomas Dale
15	Owen Carlson	INF	L/R	5-11	180	So.	Los Angeles, Calif. / Harvard-Westlake School
16	Noah Keller	LHP	L/L	6-1	210	Jr.	Goodrich, Mich. / Goodrich
17	Gus Magill	RHP	R/R	6-0	200	Fr.	New York, N.Y. / Fordham Preparatory School
18	TJ Swidorski	INF	R/R	6-0	185	Jr.	Woodbury, Minn. / East Ridge
19	Mark Quatrani	C	R/R	5-11	200	So.	Springfield, Pa. / The Haverford School
20	Kevin Hager	INF	R/R	6-0	190	So.	Berkeley Heights, N.J. / Delbarton School
21	John Gerfen	LHP	R/L	6-0	195	Jr.	Brewster, N.Y. / Brewster
22	Jakobi Davis	OF	L/L	6-4	210	Sr.	Sarasota, Fla. / Sarasota Riverview
23	Jayden Shin	INF	L/R	6-2	205	Fr.	Pennington, N.J. / Hopewell Valley
25	Beck Urofsky	INF	R/R	6-4	225	Jr.	Silver Spring, Md. / Bethesda-Chevy Chase
26	John Hegarty	RHP	L/R	6-5	200	Fr.	Needham, Mass. / St. Mark's School
28	Max Foster	RHP	R/R	6-3	210	So.	Bethel, Conn. / Bethel
29	Will Siwinski	LHP	R/L	6-3	195	Fr.	San Francisco, Calif. / St. Ignatius College Prep
30	William Jaun	1B/LHP	L/L	6-3	225	Sr.	Loveland, Ohio / St. Xavier
31	Ryan Dillon	C	R/R	6-2	185	Fr.	Marlborough, Mass. / Marlborough
32	Carson Mayfield	RHP	R/R	6-5	225	Jr.	Annandale, Va. / Bishop O'Connell
34	Ethan Van Sice	RHP	R/R	5-9	170	So.	Arlington, Va. / Gonzaga College [D.C.]
36	Nathaniel Jennewein	LHP	R/L	5-11	180	So.	Tampa, Fla. / T.R. Robinson
37	Huxley Holcombe	LHP	L/L	6-6	180	So.	Worcester, Mass. / Worcester Academy
38	Braeden Johnson	LHP	L/L	6-3	220	Fr.	Otego, N.Y. / Unatego
40	Tavian Ramos	RHP	R/R	6-2	180	Fr.	Neenah, Wis. / Neenah
41	Jackson Marko	C	R/R	5-10	175	Jr.	Syracuse, N.Y. / Christian Brothers Academy
42	Josh Shea	RHP	R/R	5-11	175	Jr.	Cortlandt Manor, N.Y. / Hendrick Hudson
43	Ethan McHugh	RHP	R/R	5-9	165	Jr.	Annandale, N.J. / North Hunterdon
44	Sam Keene	LHP	L/L	6-4	200	Fr.	Cohasset, Mass. / Boston College HS

PITCHERS (16)			
3	Chris Ellison	R/R	Sr.
9	Graham Biben	R/R	So.
13	Ethan Hamill	R/R	Jr.
16	Noah Keller	L/L	Jr.
17	Gus Magill	R/R	Fr.
21	John Gerfen	R/L	Jr.
26	John Hegarty	L/R	Fr.
28	Max Foster	R/R	So.
29	Will Siwinski	R/L	Fr.
32	Carson Mayfield	R/R	Jr.
34	Ethan Van Sice	R/R	So.
36	Nathaniel Jennewein	R/L	So.
37	Huxley Holcombe	L/L	So.
38	Braeden Johnson	L/L	Fr.
40	Tavian Ramos	R/R	Fr.
42	Josh Shea	R/R	Jr.
43	Ethan McHugh	R/R	Jr.
44	Sam Keene	L/L	Fr.

CATCHERS (4)			
2	Mason Barela	R/R	Fr.
19	Mark Quatrani	R/R	So.
31	Ryan Dillon	R/R	Fr.
41	Jackson Marko	R/R	So.

INFELDERS (6)			
7	Max Jensen	L/R	Sr.
8	Luke Johnson	R/R	So.
15	Owen Carlson	L/R	So.
18	TJ Swidorski	R/R	Jr.
20	Kevin Hager	R/R	So.
23	Jayden Shin	L/R	Fr.
25	Beck Urofsky	R/R	Jr.

OUTFIELDERS (5)			
1	John Quinlan	S/R	Sr.
4	Caden Wildman	R/R	Jr.
5	Tyler Beaulieu	OF	Fr.
6	Kyle Musser	R/R	Sr.
11	Matthew Walters	R/R	Jr.
22	Jakobi Davis	L/L	Jr.

UTILITY (2)			
12	Ryan Porter	R/R	Sr.
30	William Jaun	L/L	Jr.

COACHING AND SUPPORT STAFF

Head Coach:	Dan Pepicelli
Associate Head Coach:	Tom Ford
Assistant Coach:	John Toppa
Assistant Coach:	Robby Faris
Athletic Trainer:	Grace DeStefano
Strenght & Conditioning:	Chris Van Alstyne
Equipment Manager:	Graig Lyon

PRUH-NUHN-SEE-AY-SHN GUIDE















2	Mason Barela	buh-RELL-uh
5	Tyler Beaulieu	BOWL-yoo
6	Kyle Musser	MUH-sihr
9	Graham Biben	BYE-bin
17	Gus Magill	muh-GIHL
18	TJ Swidorski	swih-DOOR-skee
19	Mark Quatrani	QU-trah-knee
20	Kevin Hager	HAY-gher
21	John Gerfen	guhr-FIN
25	Beck Urofsky	yuhr-OFF-skee
29	Will Siwinski	sih-WIHN-skee
30	William Jaun	JOHN
34	Ethan Van Sice	van SIYS
36	Nathaniel Jennewein	jehn-IH-wine
37	Huxley Holcombe	hohl-CUMB
40	Tavian Ramos	TAY-vee-ihn
HC	Dan Pepicelli	PEP-ih-sell-ee
AC	John Toppa	TOE-puh
AT	Grace DeStefano	dee-STIH-fah-no

ROSTER BREAKDOWN

BY CLASS

FRESHMAN (10)	SOPHOMORES (9)	JUNIORS (11)	SENIORS (7)
2 Barela	8 L.Johnson	4 Wildman	1 Quinlan
5 Beaulieu	9 Biben	11 Walters	3 Ellison
17 Magill	15 Carlson	13 Hamill	6 Musser
23 Shin	19 Quatrani	16 Keller	7 Jensen
26 Hegarty	20 Hager	18 Swidorski	12 Porter
29 Siwinski	28 Foster	21 Gerfen	22 Davis
31 Dillon	34 Van Sice	25 Urofsky	30 Jaun
38 B.Johnson	36 Jennewein	32 Mayfield	
40 Ramos	37 Holcombe	41 Marko	
44 Keene		42 Shea	
		43 McHugh	

BY STATE

 New York	6	 Florida	3	 Maryland	1
 California	4	 Pennsylvania	3	 Michigan	1
 Massachusetts	4	 Minnesota	2	 Ohio	1
 New Jersey	4	 Texas	2	 Wisconsin	1
 Virginia	4	 Connecticut	1		

CORNELL QUICK FACTS

GENERAL INFORMATION

Location:	Ithaca, N.Y.
Enrollment:	26,284 (16,071 undergraduate)
Founded:	1865
Nickname:	Big Red
School Colors:	Carnelian Red (Pantone 187) and White
Conference:	Ivy League
Interim President:	Michael I. Kotlikoff
Meakam Smith Director of Athletics:	Dr. Nicki Moore
Athletics Website:	CornellBigRed.com
Facebook:	/CornellSports
Instagram:	@CornellSports @cornellbsb
X:	@CornellSports @CornellBaseball

HISTORY

Seasons of Baseball:	154th
First Season:	1869
All-Time Record (Win Pct.):	1773-2027-34 (.467)
Ivy League Regular-Season Titles (last):	6 (2012)
Ivy League Championship Titles (last):	1 (2012)
Ivy League Tournament Appearances (last):	1 (2024)
NCAA Tournament Appearances (last):	2 (2012)
Most Consecutive NCAA Appearances:	N/A
College World Series Appearances (last):	None
National Championships:	None
NCAA Tournament Record:	2-4 (.333)

BOOTH FIELD

Year Opened (Season):	2023 (3rd)
Dimensions:	318' (LF/RF), 390' (CF), 397' (LCF/RCF)
Capacity:	500
All-Time Record:	10-14 (.417)
Under Dan Pepicelli:	10-14 (.417)

COACHING STAFF

Head Coach:	Dan Pepicelli (Cortland '90)
Overall Record:	333-360-3 (.481)
Record at Cornell:	112-183-1 (.380)
Associate Head Coach:	Tom Ford (Ithaca '79)
Assistant Coach:	John Toppa (UConn '19)
Assistant Coach:	Robby Faris (Johns Hopkins '20)

2024 IN REVIEW

Overall Record:	17-21 (.447)
Ivy League Record (Finish):	11-10 (.524) — 3rd
Home Record:	7-5 (.583)
Road Record:	8-14 (.364)
Neutral Record:	2-2 (.500)
Ivy League Tournament:	No. 3 seed / Champ. Round Lost to Penn in Championship Round, 11-9 & 12-6
NCAA Tournament:	Not selected
D1Baseball.com Poll Ranking (final):	N/A
NCBWA Poll Ranking (final):	N/A
USA Today Poll Ranking (final):	N/A

2025 TEAM INFORMATION

Letterwinners Returning / Lost:	18 / 6
Newcomers:	11
Fr / So / Jr / Sr:	10 / 8 / 11 / 7

ATHLETIC COMMUNICATIONS

Jeremy Hartigan
Sr. Associate Director of Athletics for Communications
Marshall Haim
Assistant Director of Athletic Communications (BSB)
Phone: (716) 465-4945
Email: mh2348@cornell.edu
Shawn Gillen
Assistant Director of Athletic Communications
Aaron Kelly
Assistant Director of Athletic Communications
Sydney Duenckel
Athletic Communications Intern

CORNELL
BASEBALL

SCOUTING REPORT



as of 4/24/25



4	160	.276	<<	BATTING AVG.	.253	263	6
2	143	.387	<<	ON-BASE PCT.	.342	292	7
3	129	.443	<<	SLUGGING PCT.	.341	284	7
3	111	7.14	<<	RUNS (AVG.)	4.65	290	7
3	104	9.78	<<	HITS (AVG.)	8.48	242	5
2	101	1.15	<<	HOME RUNS (AVG.)	0.38	288	8
—	—	8.19		STRIKEOUTS (AVG.) >>	7.76	—	—
2	78	5.14	<<	WALKS (AVG.)	3.52	281	7
3	115	1.37	<<	STEALS (AVG.)	0.83	243	7
8	276	8.81		ERA	>>	6.62	189 3
7	260	1.93		WHIP	>>	1.88	247 6
7	269	6.44	<<	STRIKEOUTS (AVG.)	6.31	275	8
—	—	.284	<<	OPP. AVERAGE	.296	—	—
1	54	.976	<<	FIELDING PCT.	.967	161	3

BATTING LEADERS

		AVG	OBP	SLG	OPS
12	Ryan Porter	.333	.388	.679	1.067
19	Mark Quatrani	.333	.455	.533	.988
20	Kevin Hager	.290	.417	.420	.837
4	Caden Wildman	.286	.388	.408	.796
15	Owen Carlson	.264	.358	.308	.666



DARTMOUTH

		AVG	OBP	SLG	OPS
25	Taer Rodriguez	.368	.477	.434	.911
6	Camden Rush	.306	.348	.435	.783
7	A.J. DeMastrie	.294	.402	.412	.814
18	Ethan Brown	.292	.352	.460	.812
16	Elliot Krewson	.264	.352	.391	.743

ON THE ROAD AGAIN

► Cornell's current eight-game road trip is its longest stretch of true road games in the middle of a season since it also played eight straight road contests during the 2022 season.

► That road trip began when the Big Red achieved an impressive 11-10 come-from-behind victory over Canisius in Buffalo, N.Y., on April 5, avenging a 10-3 third-inning deficit. The Big Red then traveled to Princeton (April 9-10) for a three-game series, which the Tigers won thanks to a 10-6 victory in the rubber match. After losing a midweek contest to Binghamton, 5-3, on April 12, the Big Red concluded the road swing being swept in a three-game series at Penn (April 16-17).

► This weekend marks the end of Cornell's two consecutive trips to northern New England. Last weekend, the Big Red went 1-2 in its three-game series against Harvard at O'Donnell Field in Cambridge, Mass. Although the Big Red traditionally played Harvard and Dartmouth on the same weekend between 1970 and 2017, this marks only the second time in program history that Cornell is traveling to northern New England on consecutive weekends to face the Crimson and Big Green. The only other instance occurred when the Big Red played twin bills on May 17, 1947 (Dartmouth) and May 24, 1947 (Harvard).

STAYING STRONG IN THE FIELD

► Building on its program-record .975 fielding percentage (35 errors in 1,407 chances) from last season, Cornell has continued its fielding success into the 2025 campaign, committing only 24 errors in 981 opportunities (.976 fielding percentage).

► The Big Red's fielding percentage ranks 54th in Division I baseball following Wednesday's contests, surpassing all Ivy League programs in fielding percentage by seven points (Penn — .969).

► Cornell's 24 errors are tied with Arkansas and Charlotte for the fourth-fewest miscues in Division I baseball. Only UTRGV (21), Ball State (22), and Vanderbilt (23) have recorded fewer errors. The Big Red has 10 fewer errors than Dartmouth (34), which holds second place in the Ancient Eight.

► Since last season, Cornell has a fielding percentage of .975 (59E in 2,388 chances), ranking 41st among Division I programs. The Big Red has an eight-point lead over Penn (.968 — 92 errors in 2,856 fielding chances) for the highest fielding percentage in the Ivy League.

► Cornell's 59 errors committed since last season ranks behind Notre Dame (58) for the fewest miscues in Division I baseball. The Big Red is one of seven programs with fewer than 70 errors, joining Notre Dame, Arkansas (63), Cal Poly (64), Northwestern (64), Dallas Baptist (66), Florida (68), and UTRGV (68).

NCAA LEADERS

FEWEST ERRORS COMMITTED
This Season (as of 4/24/25)

SCHOOL	G	PO	A	E	F%
UTRGV	40	1020	342	21	.985
Ball State	42	1075	354	22	.985
Vanderbilt	41	1053	307	23	.983
Arkansas	43	1091	340	24	.984
Charlotte	40	1051	306	24	.983
► Cornell	27	693	264	24	.976
Cal Poly	39	1047	350	26	.982
Florida	43	1053	292	26	.981
Missouri State	39	978	314	26	.980
Stony Brook	37	939	369	26	.981

FEWEST ERRORS IN DIVISION I BASEBALL
Since Start of 2024 Season (as of 4/24/25)

SCHOOL	G	PO	A	E	F%
Notre Dame	90	2315	786	58	.982
► Cornell	65	1686	643	59	.975
Arkansas	103	2662	783	63	.982
Cal Poly	96	2595	922	64	.982
Northwestern	90	2290	841	64	.980
Dallas Baptist	100	2574	894	66	.981
Florida	109	2793	860	68	.982
UTRGV	93	2408	829	68	.979



CARSON MAYFIELD 32

2025 STATS: 1-1, 4.25 ERA, 48.2 IP, 20 BB, 43 SO

Height / Weight: 6-5 / 225 lbs.
Hometown: Annandale, Va.
High School: Bishop O'Connell

Bats/Throws: R/R
Year: Junior

MAYFIELD'S CAREER STATS

	W	L	ERA	G	GS	CG	IP	H	R	ER	BB	SO	HR	GIDP	WHIP	AVG
2023	1	2	5.09	18	0	0	46.0	49	36	26	12	38	6	3	1.33	.266
2024	2	2	8.55	8	8	0	33.2	41	32	32	13	27	5	2	1.60	.299
2025	1	1	4.25	9	9	0	48.2	35	28	23	20	43	7	3	1.13	.203
TOTALS	4	5	5.68	35	17	0	128.1	125	96	81	45	108	18	8	1.32	.254

NEWS & NOTES ON MAYFIELD

► **THIS WEEKEND:** Scheduled to make 36th career appearance (18th start) of collegiate career this weekend.

► **LAST TIME OUT:** Logged seventh no-decision of season after 5IP, 5H, 4R/ER, 3BB, 3K in last Saturday's outing at Harvard ... reached century mark for pitches for third consecutive outing and fourth time in last five appearances ... 3K were tied for his second-fewest in a start this season (March 7 vs. Michigan State).

► **2025:** 1-1 record with 4.25 ERA over 48.2IP in nine starts ... has allowed 3ER or fewer in seven of nine outings ... posted at least 5K in five of nine starts, including four of last six.

► **TOUGH TO TOUCH:** Mayfield's .222 BABIP enters the weekend ranked as the 12th-best figure among Division I pitchers and is one of three Ivy League hurlers with a figure under .250, joined by Harvard's Truman Pauley (.235) and Yale's Jack Ohman (.242) ... held Ivy League opposition to .230 batting average (23H in 100AB), ranking sixth among qualified Ancient Eight hurlers.

► **2024:** Started all eight appearances before missing final month with injury, going 2-2 with 8.55 ERA ... first win came at Richmond (March 16) ... season-high 6.2IP in first career quality start against Princeton (March 22), yielding 3R/ER with 0BB and 8K ... other victory came against Dartmouth (March 30) ... registered 1BB or fewer in five of eight outings.

► **2023:** One of Cornell's go-to relievers, tying **SPENCER EDWARDS** for most appearances (18) ... 38K over 46.0IP and issued 12BB ... 1-2 record with team-best 5.09 ERA ... posted season-high 5K twice (March 18 at George Mason; April 21 vs. Princeton) ... collected first collegiate save at Yale (March 24) before posting first win following weekend at Columbia (April 2) ... also earned save at Dartmouth (May 6).

► **PRIOR TO CORNELL:** Four-year letterwinner in baseball at Falls Church and Bishop O'Connell ... named MVP at 2022 Mingo Bay Classic Tournament, where team claimed championship ... two-time captain (Falls Church — 2020; Bishop O'Connell — 2022) ... tabbed Second Team All-Region as RHP in 2019 while at Falls Church ... earned pair of first-team honors, being named First Team Division I All-State in 2021 and First Team All-WCAC in 2022.

MAYFIELD'S 2025 GAME LOG

DATE	VS.	RESULT	DEC	GS	IP	H	R	ER	BB	SO	HR	NP-S	S%	RS	W-L	ERA	AVG	NOTES
2/21	@ DUKE	W 11-8	W-1	1	6.0	0	0	0	2	2	0	77-45	58.4%	10	1-0	0.00	.000	6 no-hit IP in 2nd OD start ... 1 over min.
FEBRUARY				1	6.0	0	0	0	2	2	0	77-45	58.4%	10	1-0	0.00	.000	3.00 K/9, 0.00 BB/9, 0.33 WHIP
3/1	@ UMBC (G1)	W 8-7 (10)	—	1	4.0	5	5	3	5	3	5	75-41	54.7%	6	1-0	2.70	.147	Pitched into 5th for 7th time in 10 starts
3/7	vs. MSU	L 2-3	—	1	6.0	4	2	1	0	3	1	85-52	61.2%	2	1-0	2.25	.161	Retired 16 of last 18 batters faced
3/15	@ TOW (G1)	L 5-6	—	1	4.2	3	2	2	1	5	1	81-53	65.4%	1	1-0	2.61	.167	Matched season high with 5K
3/22	@ YALE (G1)	W 13-12 (10)	—	1	5.0	1	5	5	3	6	0	106-60	56.6%	8	1-0	3.86	.149	Season-high 6K; 2nd outing w/ <=1H
3/28	BRWN	L 4-5	—	1	6.0	4	2	2	2	6	0	93-64	68.8%	3	1-0	3.69	.156	Tied season-highs with 6.0IP, 6K
MARCH				5	25.2	17	16	13	9	25	5	440-270	61.4%	20	0-0	4.56	.183	8.78 K/9, 3.16 BB/9, 1.01 WHIP
4/4	@ COL (G1)	L 1-10	L-1	1	5.0	9	5	3	4	3	1	106-61	57.5%	1	1-1	3.93	.200	Season-high 9H; career-high 4BB
4/13	PENN (G1)	L 3-4	—	1	7.0	4	3	3	2	8	1	111-73	65.8%	3	1-1	3.92	.195	Career-high 7IP; matched CH with 8K
4/19	@ HAR (G1)	L 5-8	—	1	5.0	5	4	4	3	3	0	100-57	57.0%	4	1-1	4.25	.203	Third straight 100-pitch outing; 4 of last 5
APRIL				2	17.0	18	12	10	9	14	2	317-134	60.3%	8	0-1	5.29	.286	7.41 K/9, 4.76 BB/9, 1.59 WHIP
TOTALS				9	48.2	35	28	23	20	41	7	834-506	60.7%	38	1-1	4.25	.203	7.58 K/9, 3.70 BB/9, 1.13 WHIP

MAYFIELD'S 2025 SPLITS

SPLIT	W	L	G	GS	IP	H	R	ER	HR	BB	SO	ERA	AVG
TOTALS	1	1	9	9	48.2	35	28	23	7	20	43	4.25	.203
Home	0	0	2	2	13.0	8	5	5	1	4	14	3.46	.174
Away	1	1	6	6	29.2	23	21	17	5	16	26	5.16	.221
Neutral	0	0	1	1	6.0	4	2	1	1	0	3	1.50	.182
Day	1	0	9	9	48.2	35	28	23	7	20	43	4.25	.203
Night	—	—	—	—	—	—	—	—	—	—	—	—	—
Starter	1	0	9	9	48.2	35	28	23	7	20	43	4.25	.203
Reliever	—	—	—	—	—	—	—	—	—	—	—	—	—

MAYFIELD'S 2025 SPLITS vs. LHB/RHB

	BF	AB	H	2B	3B	HR	BB	SO	AVG	OBP	SLG	OPS
Total	213	172	35	3	1	7	20	43	.203	.335	.355	.690
vs. LHB	56	45	10	1	0	0	7	10	.222	.339	.244	.584
vs. RHB	157	127	25	2	1	7	13	33	.197	.333	.394	.727

SINGLE-GAME HIGHS & LOWS

2025	CAREER
7.0, vs. Penn (4/13)	IP 7.0, vs. Penn (4/13/25)
9, at Columbia (4/4)	H 10, at VCU (3/10/23)
5, (3x), Last: at Columbia (4/4)	R 9, at Georgetown (3/10/24)
5, at Yale (3/22)	ER 9, at Georgetown (3/10/24)
4, at Columbia (4/4)	BB 4, at Columbia (4/4/25)
8, vs. Penn (4/13)	SO 8, (2x), Last: vs. Penn (4/13/25)
3, at UMBC (3/1)	HR 3, at UMBC (3/1/25)
111, vs. Penn (4/13)	PITCHES 111, vs. Penn (4/13/25)
—	CG —
—	SHO —
—	W STREAK —
—	L STREAK 2 games (3/3/24 - 3/10/24)

NOTE: Bold denotes active streak

MAYFIELD VS. DARTMOUTH

	W-L	ERA	AVG	G	GS	IP	H	R	ER	BB	SO	HR
CAREER	1-0	5.14	.310	3	1	7.0	9	4	4	3	6	0
RRF AT BP	0-0	0.00	.143	2	0	2.0	1	0	0	0	2	0
2024	1-0	7.20	.364	1	1	5.0	8	4	4	3	4	0

LAST APP: 3/30/24 (W, 7-5) 1 1 5.0 8 4 4 3 4 0

LAST WIN: 3/30/24 (W, 7-5) 1 1 5.0 8 4 4 3 4 0

► Slated to make fourth career appearance against Dartmouth while making second start against the Big Green. In his last outing against Dartmouth, a March 30, 2024 start at Booth Field, concluded outing with 5IP, 8H, 4R/ER, 3BB, 4K line.

► Made pair of relief appearances at Red Rolfe Field at Biondi Park in 2023 as a freshman, combining to allow one hit to seven Big Green batters in 2.0IP while registering a pair of strikeouts.



HUXLEY HOLCOMBE 37
2025 STATS: 3-1, 7.83 ERA, 46.0 IP, 24 BB, 34 SO

Height / Weight: 6-6 / 180 lbs.
Hometown: Worcester, Mass.
High School: Worcester Academy
Bats/Throws: L/L
Year: Sophomore

HOLCOMBE'S CAREER STATS

	W	L	ERA	G	GS	CG	IP	H	R	ER	BB	SO	HR	GIDP	WHIP	AVG
2024	2	2	7.78	14	3	0	41.2	48	39	36	30	26	8	2	1.87	.296
2025	3	1	7.83	9	7	0	46.0	53	46	40	24	34	5	2	1.67	.298
TOTALS	5	3	7.80	23	10	0	87.2	101	85	76	54	60	13	4	1.77	.297

NEWS & NOTES ON HOLCOMBE

► **THIS WEEKEND:** Set to toe the rubber for the 24th time in his collegiate career and make his 11th career start (eighth of 2025).

► **LAST TIME OUT:** Made ninth appearance of season (seventh start) against Harvard in nightcap of last Saturday's doubleheader ... allowed 5R/2ER, 8H in 5.0IP with 0BB and 6K ... first multi-IP outing with 0BB since March 16, 2024, at Richmond, Holcombe's first such outing in 18 appearances (nine starts) ... was first time not being Cornell's pitcher of record in four starts (March 15 at Towson) ... all seven of starts on season has featured him pitching into fifth inning, with four of last five outings pitching into sixth inning.

► **2025:** Is 3-1 record with 7.83 ERA (46.0IP, 40ER) and 34K in nine appearances (seven starts) ... three victories leads all Cornell pitchers, one ahead of senior two-way player **RYAN PORTER** (2-0) ... has at least 3K in all seven starts and in eight of nine outings ... had career day against Columbia (April 4), logging line of 7.2IP, 3H, 3R/ER, 4BB, 7K, setting career-highs for IP and Ks.

► **2024:** Started three of 14 appearances, going 2-2 with 7.78 ERA ... served as one of Cornell's go-to bulk arms out of bullpen, registering 3.0+IP in eight of 11 relief outings and in 10 of his 14 appearances ... pitched season-high 5.0IP and was winning pitcher in consecutive outings against Harvard (April 6) and Penn (April 13) ... named Ivy League Rookie of the Week after outing against Harvard, where he earned first collegiate victory after 5.0IP of shutout relief and yielded just two baserunners (1H, 1BB) with 3K ... had season-high 4K on two occasions (April 28 vs. Columbia; May 20 vs. Penn).

► **PRIOR TO CORNELL:** Received four letters in baseball, aiding Worcester Academy to 2023 CNEPSBL Championship ... was two-time CNEPSBL All-Star and two-time CNEPSBL All-League selection (2022 and 2023) ... also received three letters in cross country, which included earning most improved in 2019 at Vermont Academy in Saxtons River, Vt. ... also lettered once in swimming, nordic skiing, and soccer.

HOLCOMBE'S 2025 SPLITS

SPLIT	W	L	G	GS	IP	H	R	ER	HR	BB	SO	ERA	AVG
TOTALS	3	1	9	7	46.0	53	46	40	5	24	34	7.83	.298
Home	1	1	2	2	11.0	13	12	11	0	5	7	9.00	.310
Away	2	0	6	4	29.2	33	29	26	5	18	25	7.89	.287
Neutral	0	0	1	1	5.1	7	5	3	0	1	2	5.06	.333
Day	0	0	9	7	46.0	53	46	40	5	24	34	7.83	.298
Night	—	—	—	—	—	—	—	—	—	—	—	—	—
Starter	3	1	7	7	39.1	43	34	28	2	18	29	6.41	.291
Reliever	0	0	2	0	6.2	10	12	12	3	6	5	16.20	.333

HOLCOMBE'S 2025 SPLITS vs. LHB/RHB

	BF	AB	H	2B	3B	HR	BB	SO	AVG	OBP	SLG	OPS
Total	217	178	53	9	1	5	24	34	.298	.401	.444	.845
vs. LHB	50	39	11	2	0	0	8	8	.282	.396	.333	.729
vs. RHB	167	139	42	7	1	5	16	26	.302	.402	.475	.877

SINGLE-GAME HIGHS & LOWS

2025	CAREER
7.2, at Columbia (4/4)	IP 7.2, at Columbia (4/4/25)
8, (3x), Last: at Harvard (4/19)	H 8, (3x), Last: at Harvard (4/19/25)
10, at Duke (2/23)	R 10, at Duke (2/23/25)
10, at Duke (2/23)	ER 10, at Duke (2/23/25)
5, (2x), Last: at Yale (3/22)	BB 5, (3x), Last: at Yale (3/22/25)
7, at Columbia (4/4)	SO 7, at Columbia (4/4/25)
2, at UMBC (3/1)	HR 3, (2x), Last: vs. Columbia (4/28/24)
118, at Columbia (4/4)	PITCHES 118, at Columbia (4/4/25)
—	CG —
—	SHO —
3 games (3/22 - 4/4)	W STREAK 3 games (3/22/25 - 4/4/25)
—	L STREAK —

NOTE: Bold denotes active streak

HOLCOMBE VS. DARTMOUTH

	W-L	ERA	AVG	G	GS	IP	H	R	ER	BB	SO	HR
CAREER	0-0	4.50	.333	1	0	2.0	2	1	1	2	0	0
RRF AT BP	—	—	—	—	—	—	—	—	—	—	—	—
2024	0-0	4.50	.333	1	0	2.0	2	1	1	2	0	0
LAST APP:	3/30/24 (ND; W, 7-5)			1	0	2.0	2	1	1	2	0	0

► Scheduled to make his second career appearance and first start against Dartmouth this weekend.

► In lone appearance against Dartmouth on March 30, 2024, at Booth Field, Holcombe allowed 1R/ER on 2H in 2.0IP of relief of Carson Mayfield and had 2BB and 0K.

HOLCOMBE'S 2025 GAME LOG

DATE	VS.	RESULT	DEC	GS	IP	H	R	ER	BB	SO	HR	NP-S	S%	RS	W-L	ERA	AVG	NOTES
2/23	@ DUKE	L 1-18	—	0	3.1	6	10	10	5	2	1	82-47	57.3%	—	0-0	27.00	.375	Allowed career-high 10R, 10ER, 5BB
FEBRUARY				0	3.1	6	10	10	5	2	1	82-47	57.3%	—	0-0	27.00	.375	5.40 K/9, 13.50 BB/9, 3.30 WHIP
3/1	@ UMBC (G1)	W 8-7 (10)	—	0	3.1	4	2	2	1	3	2	63-38	60.3%	—	0-0	16.20	.333	One K shy of matching career high
3/8	vs. UAB	L 12-13	—	1	5.1	7	5	3	1	2	0	88-57	64.7%	3	0-0	11.25	.333	Pitched career-high 5.1IP, 88 pitches
3/15	@ TOW (G2)	W 18-7	—	1	4.1	8	6	6	3	3	1	68-41	60.3%	8	0-0	11.57	.362	Career-high 8H allowed
3/22	@ YALE (G2)	W 7-4	W-1	1	6.0	4	3	3	5	4	0	87-52	59.7%	7	1-0	9.67	.333	Career-high 6IP ... matched CH with 4K
3/29	BRWN (G1)	W 9-6	W-2	1	5.2	5	6	5	3	4	0	98-57	58.2%	7	2-0	9.32	.321	Second straight outing with win, 4K
MARCH				4	24.2	28	22	19	13	16	3	404-245	60.6%	25	2-0	6.93	.311	5.83 K/9, 4.74 BB/9, 1.67 WHIP
4/4	@ COL (G2)	W 7-3	W-3	1	7.2	3	3	3	4	7	0	118-75	63.6%	7	3-0	8.07	.280	Third straight win; CHs for 7.2IP, 7K
4/13	PENN (G2)	L 4-9	L-1	1	5.1	8	6	6	2	3	0	97-62	63.9%	3	3-1	8.34	.290	Matched career-high for hits allowed
4/19	@ HAR (G2)	L 8-9	—	1	5.0	8	5	2	0	6	1	83-54	65.1%	0	3-1	7.83	.298	First multi-IP, 0BB outing since 3/16/24
APRIL				3	18.0	19	14	11	6	16	1	298-194	65.1%	10	1-1	5.50	.264	8.00 K/9, 3.00 BB/9, 1.39 WHIP
TOTALS				7	46.0	53	46	40	24	34	5	784-483	61.6%	32	3-1	7.83	.298	6.65 K/9, 4.70 BB/9, 1.67 WHIP



SAM KEENE

2025 STATS: 1-1, 12.23 ERA, 21.1 IP, 19 BB, 15 SO

44

Height / Weight: 6-4 / 200 lbs.
Hometown: Cohasset, Mass.
High School: Boston College HS

Bats/Throws: L/L
Year: Freshman

KEENE'S CAREER STATS

	W	L	ERA	G	GS	CG	IP	H	R	ER	BB	SO	HR	GIDP	WHIP	AVG
2025	1	1	12.23	9	4	0	21.1	24	29	29	19	15	3	4	2.02	.293
TOTALS	1	1	12.23	9	4	0	21.1	24	29	29	19	15	3	4	2.02	.293

NEWS & NOTES ON KEENE

► **THIS WEEKEND:** Keene is scheduled to make his 10th appearance of season and fifth start of season in nightcap of Sunday's twin bill to conclude weekend series.

► **LAST TIME OUT:** Retired first six Harvard batters in order to begin outing before allowing 6R/ER on 6H in season-high 4.2IP while issuing 1BB and posting 3K ... gave up season-high 6H in a game for third time time in last four starts.

► **2025:** Is 1-1 with 12.23 ERA in 21.1IP (29R/ER) ... averaging team-high 10.43 run support per 9 innings in his four starts, 2.42 runs better than second-place holder, **HUXLEY HOLCOMBE** (8.01) ... average of 9.25 runs scored in four starts, just behind Holcombe's team-leading 9.29 figure.

► **PRIOR TO CORNELL:** Earned three varsity letters at Boston College HS, where he was winning pitcher in program's clinching of 2024 Massachusetts State Baseball Championship ... served as team captain during 2024 season for program that ranked as high as No. 39 nationally ... two-time Catholic Conference All-Star selection (2023 and 2024) ... named to All-Scholastic Team by *Boston Globe* in 2024 and by *Patriot Ledger* in 2023 and 2024 ... also spent three years on golf team at Boston College HS ... member of National Honor Society ... earned high honors all four years at Boston College HS, where he founded and served as President of Sports Journalism and Analytics Club ... played club baseball for North East Baseball, playing four years with team ... named to *Perfect Game* All-Tournament Team during 2022 and 2023 seasons ... aided team to WWBA New England Championship in 2023.

KEENE'S 2025 SPLITS

SPLIT	W	L	G	GS	IP	H	R	ER	HR	BB	SO	ERA	AVG
TOTALS	1	1	9	4	21.1	24	29	29	3	19	15	12.23	.293
Home	0	1	2	2	6.0	12	11	11	2	4	2	16.50	.462
Away	1	0	6	2	14.1	12	18	18	1	14	12	11.30	.226
Neutral	0	0	1	0	1.0	0	0	0	0	1	1	0.00	.000
Day	1	1	9	4	21.1	24	29	29	3	19	15	12.23	.293
Night	—	—	—	—	—	—	—	—	—	—	—	—	—
Starter	0	1	4	4	14.2	22	20	20	3	8	9	12.27	.367
Reliever	1	0	5	0	6.2	2	9	9	0	11	6	12.15	.091

KEENE'S 2025 SPLITS vs. LHB/RHB

	BF	AB	H	2B	3B	HR	BB	SO	AVG	OBP	SLG	OPS
Total	112	82	24	3	2	3	19	15	.293	.459	.488	.947
vs. LHB	27	20	5	0	1	0	5	5	.250	.444	.350	.794
vs. RHB	85	62	19	3	1	3	14	10	.306	.463	.532	.996

SINGLE-GAME HIGHS & LOWS

	2025	CAREER
4.2, at Harvard (4/20)	IP	4.2, at Harvard (4/20/25)
6, (3x), Last: at Harvard (4/20)	H	6, (3x), Last: at Harvard (4/20/25)
7, vs. Penn (4/14)	R	7, vs. Penn (4/14/25)
7, vs. Penn (4/14)	ER	7, vs. Penn (4/14/25)
3, (4x), Last: at Columbia (4/4)	BB	3, (4x), Last: at Columbia (4/4/25)
4, at Columbia (4/4)	SO	4, at Columbia (4/4/25)
1, (3x), Last: at Harvard (4/20)	HR	1, (3x), Last: at Harvard (4/20/25)
82, at Columbia (4/4)	PITCHES	82, at Columbia (4/4/25)
—	CG	—
—	SHO	—
—	W STREAK	—
—	L STREAK	—

NOTE: Bold denotes active streak

KEENE VS. DARTMOUTH

	W-L	ERA	AVG	G	GS	IP	H	R	ER	BB	SO	HR
CAREER	—	—	—	—	—	—	—	—	—	—	—	—
RRF AT BP	—	—	—	—	—	—	—	—	—	—	—	—
2024	—	—	—	—	—	—	—	—	—	—	—	—

LAST APP: N/A

► Scheduled to appear in his first-ever game against Dartmouth this weekend.

KEENE'S 2025 GAME LOG

DATE	VS.	RESULT	DEC	GS	IP	H	R	ER	BB	SO	HR	NP-S	S%	RS	W-L	ERA	AVG	NOTES
2/21	@ DUKE	W 11-8	—	0	0.1	1	4	4	3	0	0	31-14	45.2%	—	0-0	108.00	.500	Collegiate debut as injury replacement
2/23	@ DUKE	L 1-18	—	0	0.0	1	3	3	2	0	0	14-4	28.6%	—	0-0	189.00	.667	Also entered as injury replacement
FEBRUARY				0	0.1	2	7	7	5	0	0	45-18	40.0%	—	0-0	189.00	.667	0.00 K/9, 135.00 BB/9, 21.00 WHIP
3/8	vs. UAB	L 12-13	—	0	1.0	0	0	0	1	1	0	21-11	52.4%	—	0-0	47.25	.333	Faced one batter over minimum
3/16	@ TOW	W 8-5	W-1	0	2.1	0	1	1	3	3	0	41-21	51.2%	—	1-0	19.64	.167	First career win; first multi-SO outing
3/22	@ YALE (G2)	W 7-4	SV-1	0	3.0	0	1	1	2	2	0	52-32	61.5%	—	1-0	12.15	.091	First career save; 0 H over last 6.1 IP
3/29	BRWN (G2)	W 13-10	—	1	4.0	6	4	4	3	1	1	74-42	56.8%	8	1-0	10.97	.222	First career start; season-highs for H
MARCH				1	10.1	6	6	6	9	7	1	188-106	56.4%	8	1-0	5.23	.182	6.10 K/9, 7.84 BB/9, 1.45 WHIP
4/5	@ COL	L 9-13	—	1	4.0	4	3	3	3	4	0	82-48	58.5%	3	1-0	9.82	.235	Second straight outing of 4IP
4/14	PENN	L 1-16	L-1	1	2.0	6	7	7	1	1	1	61-34	55.7%	1	1-1	12.42	.286	Season-high 7R; tied season-high 6H
4/20	@ HAR	W 14-13	—	1	4.2	6	6	6	1	3	1	71-47	66.2%	5	1-1	12.23	.293	Career-high 4.2IP; retired first six batters
APRIL				3	10.2	16	16	16	5	8	2	214-129	60.2%	9	0-1	13.50	.304	6.75 K/9, 4.22 BB/9, 1.97 WHIP
TOTALS				4	21.1	27	29	29	19	15	3	447-253	56.6%	17	1-1	12.23	.293	6.33 K/9, 8.02 BB/9, 2.16 WHIP

BIG RED BULLPEN BRIEFS

#3 CHRIS ELLISON | SR. | RHP

2025: 0-4-1 | 9 G (4 GS) | 21.0 IP | 9.86 ERA | 10 SO (8.8 K%) | 26 BB (23.0 BB%)

1ST-PITCH K%: 56/113 (49.6%) 1ST BATTER EFF.: 3/9 (33.3%) IR/IRS: 2/0 (100.0% stranded) vs. LHB: .226 (7-31), 0 HR
LAST WIN: 5/17/24 vs. Princeton LAST LOSS: 4/5/25 at Columbia LAST SAVE: 3/29/25 vs. Brown vs. RHB: .320 (16-50), 4 HR

► Made ninth appearance (fifth out of bullpen) in nightcap of last Saturday's DH at Harvard, tossing two scoreless innings of relief (3H, 2BB) for first outing with 2.0+IP and 0R since 4/14/24 at Penn ... had given up 8R/ER on 3H with 5BB and 1K in 1.2IP over previous two outings.

► Posted first save of 2025 (second career save) in opening game of 3/29 DH against Brown, tossing 1.1 IP of scoreless relief, with lone baserunner to reach coming on a two-out walk.

► First four outings came in starts against No. 17-ranked Duke (2/23), Winthrop (3/9), Towson (3/16), and Yale (3/23) ... went 0-3 with 9.00 ERA in 15IP as starter with opponents having .281 batting average ... 0-1 record with 12.00 ERA in 6.0IP since moving to bullpen (7H, 8R/ER, 9BB, 4K).

► Enters weekend with 46 career pitching appearances, assuming the second-most pitching appearances in Cornell's modern era (since 1947) ... is seven outings shy of matching **JOHN O'CONNOR** (1985-88) for program record for pitching appearances (54).

LAST FIVE OUTINGS	IP	H	R	ER	BB	SO
3/29 (G1) vs. Brown (S)	1.1	0	0	0	1	0
4/4 (G2) at Columbia	1.0	1	0	0	1	1
4/5 at Columbia (L)	0.2	1	5	5	3	1
4/14 vs. Penn	1.0	2	3	3	2	0
4/19 (G2) at Harvard	2.0	3	0	0	2	2
TOTALS (0-1-1)	6.0	7	8	8	9	4

#12 RYAN PORTER | SR. | OF/RHP

2025: 2-0-0 | 8 G (0 GS) | 10.1 IP | 7.84 ERA | 7 SO (12.5 K%) | 11 BB (19.6 BB%)

1ST-PITCH K%: 33/56 (58.9%) 1ST BATTER EFF.: 4/8 (50.0%) IR/IRS: 8/7 (12.5% stranded) vs. LHB: .455 (5-11), 1 HR
LAST WIN: 3/22/25 (G1) at Yale LAST LOSS: 5/20/24 vs. Penn LAST SAVE: 4/20/24 vs. Yale vs. RHB: .233 (7-30), 2 HR

► Has not made any pitching appearances in each of last two weekend series ... last outing on mound came in series finale against Columbia (April 5), where he allowed 2R/ER on 1H with 2BB, failing to generate an out ... hurled 2.0 scoreless innings of relief (1H, 2BB) in opening game of March 29 DH against Brown ... 0R allowed in four of eight outings.

► Earned first victory since April 28, 2023 (vs. Penn) in opening game of March 1 twin bill at UMBC, after pitching final 2.2IP (1H, 2K) and induced game-winning double play to solidify victory.

► Enters weekend with 44 career pitching appearances, tied with **JIM PRONTI** (1994-97) for fourth-most outings by a Big Red pitcher ... next time toeing the rubber will tie **STEVE HUBER** (1982-85) for third in program history ... nine outings shy of matching **JOHN O'CONNOR**'s program record of 54 appearances between 1985-88.

LAST FIVE OUTINGS	IP	H	R	ER	BB	SO
3/9 at Winthrop	1.0	2	3	2	2	1
3/15 (G1) at Towson	0.1	1	0	0	1	0
3/22 (G1) at Yale (W)	1.2	1	2	2	2	1
3/29 (G1) vs. Brown	2.0	1	0	0	2	0
4/5 at Columbia	0.0	1	2	2	2	0
TOTALS (1-0-0)	5.0	6	7	6	9	2

#17 GUS MAGILL | FR. | RHP

2025: 0-2-0 | 4 G (0 GS) | 3.1 IP | 10.80 ERA | 3 SO (15.8 K%) | 6 BB (31.6 BB%)

1ST-PITCH K%: 5/19 (26.3%) 1ST BATTER EFF.: 1/4 (25.0%) IR/IRS: 0/0 (0.0% stranded) vs. LHB: .667 (2-3), 0 HR
LAST WIN: — LAST LOSS: 4/19/25 at Harvard LAST SAVE: — vs. RHB: .200 (2-10), 0 HR

► Made fourth appearance of season in opening game of last Saturday's doubleheader against Harvard, allowing 2R/ER on 2H with 1BB in 0.1IP ... gave up a combined 2R/ER on 2H with 5BB and 2K in 2IP in pair of outings against Penn (4/13-14) ... made collegiate debut in opener of DH at Columbia (4/4), spinning perfect seventh inning and registering first career K.

► Played four years of baseball at Fordham Preparatory School, earning two varsity letters ... named Fordham Prep's Pitcher of the Year in 2024, while also garnering CHSAA First Team honors and being named finalist for CHSAA Ron Patnosh Player of the Year award ... member of National Honor Society.

LAST FIVE OUTINGS	IP	H	R	ER	BB	SO
4/4 (G1) at Columbia	1.0	0	0	0	0	1
4/13 (G1) vs. Penn (L)	0.0	0	1	1	3	0
4/14 vs. Penn	2.0	2	1	1	2	2
4/19 (G1) at Harvard (L)	0.1	2	2	2	1	0
—	—	—	—	—	—	—
TOTALS (0-2-0)	3.1	4	4	4	6	3

#18 TJ SWIDORSKI | JR. | INF/RHP

2025: 0-0-1 | 5 G (0 GS) | 4.0 IP | 11.25 ERA | 0 SO (0.0 K%) | 3 BB (14.3 BB%)

1ST-PITCH K%: 8/20 (40.0%) 1ST BATTER EFF.: 3/5 (60.0%) IR/IRS: 6/3 (50.0% stranded) vs. LHB: .167 (1-6), 0 HR
LAST WIN: — LAST LOSS: — LAST SAVE: 4/20/25 at Harvard vs. RHB: .300 (3-10), 0 HR

► Recorded first career save after pitching final two innings last Sunday against Harvard (2IP, 3H, 2R/ER), staving off Crimson's ninth-inning rally ... tossed 0.2 scoreless innings of relief in series finale against Penn (4/14), with lone baserunner to reach coming on one-out 1B ... walked lone batter he faced, who later scored, in appearance against Brown in nightcap of 3/29 DH ... 1BB in 0.1IP against Towson (3/15) in opening game of DH ... made first collegiate pitching appearance against UAB (3/8), allowing 2R and 1BB in 1.0IP.

► Primarily serves as an infielder, making trio of starts at 3B over last two weekends ... has also started at 2B twice this year ... made 17 starts at SS last season, 14 of 15 starts in 2023 also came at SS.

► Played four years of baseball at East Ridge HS in Woodbury, Minn., earning two varsity letters ... received All-Conference and All-Metro First Team honors in 2022 ... pitched first perfect game in East Ridge HS history ... participated in 2022 East Metro All-Star Game.

LAST FIVE OUTINGS	IP	H	R	ER	BB	SO
3/8 vs. UAB	1.0	0	2	2	1	0
3/15 (G1) at Towson	0.1	0	0	0	1	0
3/29 (G2) vs. Brown	0.0	0	1	1	1	0
4/14 vs. Penn	0.2	1	0	0	0	0
4/20 at Harvard (S)	2.0	3	2	2	0	0
TOTALS (0-0-1)	4.0	4	5	5	3	0

#21 JOHN GERFEN | JR. | LHP

2025: 0-1-0 | 2 G (0 GS) | 1.0 IP | 18.00 ERA | 0 SO (0.0 K%) | 1 BB (20.0 BB%)

1ST-PITCH K%: 2/5 (40.0%) 1ST BATTER EFF.: 1/1 (100.0%) IR/IRS: 0/0 (0.0% stranded) vs. LHB: 1.000 (1-1), 1 HR
LAST WIN: — LAST LOSS: 4/15/24 at Binghamton LAST SAVE: — vs. RHB: .000 (0-3), 0 HR

► Ended as losing pitcher in 4/15 contest at Binghamton (1.0IP, 1H, 2R/ER, 1BB), allowing two-out, two-run HR in third inning that put Bearcats ahead for good ... first time factoring in decision since also being saddled with loss at Harvard (4/14/23) ... came out of bullpen for relief outing against No. 17-ranked Duke (2/23), but suffered injury in warmups.

► Logged six outings out of bullpen in 2024 ... four of six appearances featured him pitching at least an inning ... did not allow runs in four of six outings ... season-high 3K against Binghamton (4/16/24), matching single-game high set against Ithaca (4/4/23) ... sister, Jennifer, also attends Cornell.

LAST FIVE OUTINGS	IP	H	R	ER	BB	SO
2/23 at Duke	INJURED IN WARMUPS					
4/15 at Binghamton (L)	1.0	1	2	2	1	0
—	—	—	—	—	—	—
—	—	—	—	—	—	—
—	—	—	—	—	—	—
TOTALS (0-1-0)	1.0	1	2	2	1	0

#26 JOHN HEGARTY | FR. | RHP

2025: 0-3-1 | 13 G (0 GS) | 18.2 IP | 10.61 ERA | 17 SO (17.3 K%) | 12 BB (12.2 BB%)

1ST-PITCH K%: 64/99 (64.6%) 1ST BATTER EFF.: 8/13 (61.5%) IR/IRS: 16/6 (62.5% stranded) vs. LHB: .304 (7-23), 2 HR
LAST WIN: — LAST LOSS: 4/19/25 at Harvard LAST SAVE: 3/16/25 at Towson vs. RHB: .375 (21-56), 2 HR

► Made 13th appearance out of bullpen in nightcap of last Saturday's DH at Harvard ... ended as losing pitcher for third time on season after allowing a pair of 2-run HRs in ninth inning (1.1IP, 3H, 4R/ER, 2BB, 2K).

► Hurled pair of scoreless outings against Penn in 4/13 DH, generating inning-ending strikeout to cap perfect ninth inning in opening game before having 1BB in 0.1IP in nightcap ... also made pair of appearances against Columbia, inducing inning-ending lineup to conclude eighth inning in latter game of 4/4 twin bill ... allowed 2H, 2R/ER in 2.0IP with 1BB, 1K in series finale (4/5).

► Earned first collegiate save in series finale against Towson (March 16) ... has held opponents scoreless in three of last five outings.

► Earned four varsity letters in baseball at St. Mark's School in Southborough, Mass. ... named Team MVP and was First Team All-Independent School League (ISL) and First Team All-New England Prep School Athletic Conference (NEPSAC) selection ... also received ISL All-Star honors in 2023 and was All-ISL honorable mention as sophomore in 2022 ... named to Honor Roll all four years at St. Mark's ... played club baseball for New England Ruffnecks Baseball from 2019-23 ... father, Patrick, played baseball at Harvard (1990-93) ... sister, Catherine, was member of Regis College women's track and field team in 2021-22 ... brother, Michael, is committed to play football at Penn in fall 2025.

LAST FIVE OUTINGS	IP	H	R	ER	BB	SO
4/4 (G2) at Columbia	0.1	0	0	0	0	0
4/5 at Columbia	2.0	2	2	2	1	1
4/13 (G1) vs. Penn	1.0	0	0	0	0	1
4/13 (G2) vs. Penn	0.1	0	0	0	1	0
4/19 (G2) at Harvard (L)	1.1	3	4	4	2	2
TOTALS (0-1-0)	5.0	5	6	6	4	4

BIG RED BULLPEN BRIEFS

#29 WILL SIWINSKI | FR. | LHP

2025: 0-0-0 | 2 G (0 GS) | 1.2 IP | 5.40 ERA | 0 SO (0.0 K%) | 1 BB (12.5 BB%)

1ST-PITCH K%: 1/7 (14.3%)

1ST BATTER EFF.: 2/2 (100.0%)

IR/IRS: 4/1 (75.0% stranded)

vs. LHB: .000 (0-1), 0 HR

LAST FIVE OUTINGS

IP H R ER BB SO

LAST WIN: —

LAST LOSS: —

LAST SAVE: —

vs. RHB: .333 (2-6), 1 HR

4/14 vs. Penn 0.1 0 0 0 0 0

4/15 at Binghamton 1.1 2 1 1 1 0

— — — — — —

— — — — — —

— — — — — —

TOTALS (0-0-0) 1.1 2 1 1 1 0

► Did not make any appearances in last weekend's series against Harvard ... allowed 1R/ER on 2H in 1.1IP at Binghamton (4/15) after making collegiate debut the day prior against Penn (4/14), inducing inning-ending groundout to conclude eighth inning and strand lone runner inherited.

► Named 2024 West Catholic Athletic League First Team All-League selection ... received All-Bay Area News Group First Team and San Francisco Chronicle All-Metro League honors ... tabbed to 2024 Cal-Hi Sports California All-State team ... member of 2023 CIF NorCal Region DII Baseball Championship team ... selected to 2023 Bay Area World Series All-Tournament Team ... represented Team Ireland at 2022 U18 European Baseball Championships ... father, Peter, played baseball at Penn (1987-91), and mother, Karen, graduated from Cornell in 1995.

#30 WILLIAM JAUN | SR. | 1B/LHP

2025: 0-2-2 | 9 G (1 GS) | 11.2 IP | 9.26 ERA | 13 SO (20.3 K%) | 16 BB (25.0 BB%)

1ST-PITCH K%: 36/64 (56.2%)

1ST BATTER EFF.: 5/9 (55.6%)

IR/IRS: 3/2 (33.3% stranded)

vs. LHB: .111 (1-9), 0 HR

LAST FIVE OUTINGS

IP H R ER BB SO

LAST WIN: 2/25/24 at Ga. Tech

LAST LOSS: 3/8/25 vs. UAB

LAST SAVE: 3/29/25 (G2) vs. Brown

vs. RHB: .278 (10-36), 1 HR

3/15 (G1) at Towson 1.0 2 3 3 1 0

3/29 (G2) vs. Brown (SV) 1.0 0 0 0 1 1

4/13 (G2) vs. Penn 1.0 2 0 0 0 1

4/15 at Binghamton 2.0 0 0 0 1 1

4/19 (G1) at Harvard 2.1 4 2 2 2 3

TOTALS (0-0-1) 7.0 8 5 5 5 6

► Made ninth appearance of season (eighth out of bullpen) in opening game of last Saturday's DH at Harvard, allowing 2R/ER on 4H in 2.1IP with 2BB, 3K ... also allowed pair of inherited runners to score ... saw scoreless streak snapped at 6.1IP after allowing a one-out RBI single.

► Lone start of season came at Binghamton (4/15), facing one over minimum in 2.0IP with 1BB, 1K ... pitched 1.0IP against Penn in nightcap of 4/13 doubleheader (2H, 1K) ... held opposition to 0R over last 4.1 IP, dating back to March 15 outing at Towson, where he gave up 2H and 2BB while having 3K.

► Notched third career save (second of 2025) against Brown in nightcap of 3/29 twin bill (1IP, 1BB, 1K) ... earned first save of season in latter game of 3/1 DH at UMBC, yielding two baserunners in 2IP (1H, 1BB) with 4K ... was one strikeout shy of matching career-high, previously done twice (3/15/24 at Richmond; 4/27/24 vs. Columbia).

► Father, Gregory, played four years of baseball at Notre Dame (1980-83) ... brother, Eric, was outfielder at Babson (2016-19).

#34 ETHAN VAN SICE | SO. | RHP

2025: 1-0-0 | 5 G (0 GS) | 6.1 IP | 11.25 ERA | 3 SO (8.8 K%) | 2 BB (5.9 BB%)

1ST-PITCH K%: 18/34 (52.9%)

1ST BATTER EFF.: 4/5 (80.0%)

IR/IRS: 1/0 (100.0% stranded)

vs. LHB: .429 (3-7), 0 HR

LAST FIVE OUTINGS

IP H R ER BB SO

LAST WIN: —

LAST LOSS: —

LAST SAVE: —

vs. RHB: .417 (10-24), 1 HR

3/23 at Yale 0.1 0 0 0 0 0

4/4 (G1) at Columbia 1.0 1 0 0 0 0

4/13 (G2) vs. Penn 1.0 1 0 0 0 0

4/14 vs. Penn 2.1 6 5 4 2 1

4/20 at Harvard (W) 1.2 5 4 4 0 2

TOTALS (1-0-0) 6.1 13 9 8 2 3

► Earned first career victory in series finale against Harvard last Sunday, allowing 4R/ER on 5H in 1.2IP with 2K ... logged pair of appearances in series with Penn, allowing 1H in 1.0IP in nightcap of 4/13 DH before giving up 5R/4ER on 6H in 2.1IP the following day ... hurled scoreless inning of relief against Columbia in opener of 4/4 DH, with lone baserunner reaching on two-out 2B ... collegiate debut came at Yale (March 23), inducing inning-ending foul out.

► Did not appear in any games in 2024 due to injury ... played four years of baseball at Gonzaga College in Washington, D.C. ... aided program to 2022 WCAC Championship and was named to 2023 All-WCAC Team.

#36 NATHANIEL JENNEWIN | SO. | LHP

2025: 1-0-0 | 7 G (0 GS) | 11.0 IP | 6.55 ERA | 7 SO (12.7 K%) | 12 BB (21.8 BB%)

1ST-PITCH K%: 24/55 (43.6%)

1ST BATTER EFF.: 2/7 (28.6%)

IR/IRS: 5/4 (20.0% stranded)

vs. LHB: .231 (3-13), 1 HR

LAST FIVE OUTINGS

IP H R ER BB SO

LAST WIN: 2/25/25 at Ga. Tech

LAST LOSS: 4/27/24 vs. Columbia

LAST SAVE: 5/5/24 at Brown

vs. RHB: .286 (8-28), 1 HR

3/7 vs. Michigan State 1.0 0 0 0 1 1

3/9 at Winthrop 2.0 1 1 1 1 0

3/15 (G1) at Towson 1.1 2 0 0 1 1

3/16 at Towson 0.1 2 0 0 1 0

4/5 at Columbia 0.1 1 1 1 2 0

TOTALS (0-0-0) 5.0 6 2 2 6 2

► Has not appeared in any games in last two weekend series ... last outing came in series finale against Columbia (4/5), his first appearance since 3/16 at Towson, where he allowed 1R on 1H in 0.1 IP with 2BB.

► 0R allowed in three of last five outings ... notched second career win in nightcap of 3/1 DH at UMBC, allowing 3R/2ER on 1H and 3BB in 3.1 IP with 5K, matching his single-game high previously set in first collegiate start (4/16/24 at Binghamton).

#40 TAVIAN RAMOS | FR. | RHP

2025: 0-0-0 | 1 G (0 GS) | 0.0 IP | ∞ ERA | 0 SO (0.0 K%) | 0 BB (0.0 BB%)

1ST-PITCH K%: 0/4 (0.0%)

1ST BATTER EFF.: 0/1 (0.0%)

IR/IRS: 0/0 (0.0% stranded)

vs. LHB: .000 (0-0), 0 HR

LAST FIVE OUTINGS

IP H R ER BB SO

LAST WIN: —

LAST LOSS: —

LAST SAVE: —

vs. RHB: 1.000 (1-1), 1 HR

4/4 (G1) at Columbia 0.0 1 4 4 1 0

— — — — — —

— — — — — —

— — — — — —

TOTALS (0-0-0) 0.0 1 4 4 1 0

► Made collegiate debut in series opener against Columbia (4/4), where he failed to generate an out after allowing 4R/ER on 1H with 1BB.

► A native of Neenah, Wis., Ramos is fourth Wisconsin native to play baseball at Cornell, joining former infielders **THOMAS BOETTCHER** (1970-72 — Madison, Wis.) and **CURT STAUTZ** (1979 — Madison, Wis.), and right-handed pitcher **JONATHAN ZACHARIAS** (2019-22 — Green Bay, Wis.).

#42 JOSH SHEA | JR. | RHP

2025: 1-0-0 | 12 G (0 GS) | 10.2 IP | 4.22 ERA | 8 SO (16.3 K%) | 5 BB (10.2 BB%)

1ST-PITCH K%: 33/49 (67.3%)

1ST BATTER EFF.: 9/12 (75.0%)

IR/IRS: 19/8 (57.9% stranded)

vs. LHB: .273 (3-11), 0 HR

LAST FIVE OUTINGS

IP H R ER BB SO

LAST WIN: 3/29/25 vs. Brown

LAST LOSS: —

LAST SAVE: —

vs. RHB: .303 (10-33), 1 HR

4/13 (G1) vs. Penn 1.0 0 0 0 0 0

4/14 vs. Penn 0.2 0 0 0 0 0

4/15 at Binghamton 1.0 0 0 0 0 2

4/19 (G1) at Harvard 0.1 0 0 0 1 0

4/20 at Harvard 0.2 4 1 1 1 0

TOTALS (0-0-0) 3.2 4 1 1 2 2

► Registered action in four of Cornell's five games between 4/14 and 4/20, serving as one of three Division I pitchers with four appearances on week (UMBC's Chris Ho and UC Davis' Mason Lerma) ... has been called out of Cornell bullpen in seven of last 10 games, posting 3.17 ERA (5.2IP, 2R/ER) with 2BB, 4K ... has held opponents hitless and without a run in five of last six outings.

► Saw streak of not allowing a baserunner snapped at 3.0IP after issuing walk to first batter he faced in opener of last Saturday's DH at Harvard ... lone run allowed in nightcap came on induced DP after being pulled ... 0R allowed in four of last five outings and 1R or fewer in all 12 outings.

► Mother, Beth, played tennis at Brown; uncle, Ken Katz, played tennis at Princeton ... grandmother also attended Cornell.

#43 ETHAN McHUGH | JR. | RHP

2025: 0-0-0 | 1 G (0 GS) | 2.0 IP | 9.00 ERA | 2 SO (18.2 K%) | 3 BB (27.3 BB%)

1ST-PITCH K%: 3/11 (27.3%)

1ST BATTER EFF.: 1/1 (100.0%)

IR/IRS: 0/0 (0.0% stranded)

vs. LHB: .333 (1-3), 0 HR

LAST FIVE OUTINGS

IP H R ER BB SO

LAST WIN: —

LAST LOSS: —

LAST SAVE: —

vs. RHB: .250 (1-4), 0 HR

4/15 at Binghamton 2.0 2 2 2 3 2

— — — — — —

— — — — — —

— — — — — —

TOTALS (0-0-0) 2.0 2 2 2 3 2

► Made collegiate debut at Binghamton (4/15), giving up 2R and 2H in 2.0IP with 3BB and 2K.

► Joined team as walk-on in middle of 2024 ... named MVP of North Hunterdon Regional (N.J.) HS baseball team in senior year in 2022 ... received First Team All-County and Second Team All-Skyland Conference honors ... named to High Honor Roll and was member of Social Studies, Math, and Science Honor Societies ... younger brother, Connor, is on sailing team at Roger Williams University ... mother, Patricia, was member of Columbia's volleyball and basketball programs (1982-85) ... uncle, Tom McHugh, played baseball at NC State from 1982-86.

2025 GAME-BY-GAME PITCHING STATISTICS

DATE	OPPONENT	W/L	SCORE	IP	H	R	ER	BB	SO	2B	3B	HR	WP	BK	HBP	IBB	ERA	WHIP	BB/9	SO/9
2/21	at Duke	W	11-8	9.0	6	8	8	7	5	1	0	2	1	0	1	0	8.00	1.44	7.00	5.00
2/22	at Duke	L	2-16	8.0	13	16	16	15	6	3	0	3	1	0	1	0	12.71	2.41	11.65	5.82
2/23	at Duke	L	1-18	8.0	12	18	18	12	5	0	2	1	0	0	0	0	15.12	2.60	12.24	5.76
DUKE SERIES		1-2	14-42	25.0	31	42	42	34	16	4	2	6	2	0	2	0	15.12	2.60	12.24	5.76
3/1	at UMBC	W	8-7	10.0	10	7	5	4	11	0	0	5	0	0	2	0	12.09	2.26	9.77	6.94
3/1	at UMBC	W	16-13	7.0	6	13	12	12	10	1	0	2	2	0	2	0	12.64	2.31	10.71	7.93
UMBC SERIES		2-0	24-20	17.0	16	20	17	16	21	1	0	7	2	0	4	0	9.00	1.88	8.47	11.12
3/7	vs. Michigan State	L	2-3	8.1	6	3	2	3	5	0	0	1	0	0	1	1	10.91	2.11	9.48	7.51
3/8	vs. UAB	L	12-13	9.0	10	13	11	9	6	3	0	0	2	0	4	0	10.92	2.11	9.40	7.28
3/9	at Winthrop	L	4-10	8.0	11	10	8	4	4	4	1	0	2	0	4	0	10.69	2.08	8.82	6.95
FIRST PITCH INVITE STATS		0-3	18-26	25.1	27	26	21	16	15	7	1	1	4	0	9	1	7.46	1.70	5.68	5.33
3/15	at Towson	L	5-6	8.2	10	6	6	5	7	1	0	2	0	0	2	0	10.18	2.04	8.41	6.99
3/15	at Towson	W	18-7	8.0	10	7	7	6	7	1	0	2	1	0	2	0	9.96	2.04	8.25	7.07
3/16	at Towson	W	8-5	9.0	9	5	5	10	7	2	0	1	1	1	0	0	9.48	2.04	8.42	7.06
TOWSON SERIES		2-1	31-18	25.2	29	18	18	21	21	4	0	5	2	1	4	0	6.31	1.95	7.36	7.36
3/22	at Yale	W	13-12	10.0	7	12	12	7	8	1	0	1	4	0	4	0	9.61	1.98	8.21	7.08
3/22	at Yale	W	7-4	9.0	4	4	4	7	6	0	0	0	1	1	1	0	9.16	1.92	8.12	6.99
3/23	at Yale	L	3-9	8.0	5	9	6	9	1	0	0	1	0	0	2	0	9.00	1.91	8.25	6.60
YALE SERIES		2-1	23-25	27.0	16	25	22	23	15	1	0	2	5	1	7	0	7.33	1.44	7.67	5.00
3/29	BROWN	L	4-5	9.0	10	5	5	3	9	1	2	0	3	0	3	0	8.72	1.88	7.88	6.77
3/29	BROWN	W	9-6	9.0	6	6	5	6	4	2	0	0	0	0	3	0	8.48	1.84	7.76	6.59
3/30	BROWN	W	13-10	7.0	9	10	10	10	3	1	0	2	4	0	1	0	8.69	1.88	8.01	6.46
BROWN SERIES		2-1	26-21	25.0	25	21	20	19	16	4	2	2	7	0	7	0	7.20	1.76	6.84	5.76
4/4	at Columbia	L	1-10	8.0	14	10	8	5	5	3	0	3	2	0	3	0	8.71	1.91	7.88	6.41
4/4	at Columbia	W	7-3	9.0	4	3	3	5	8	0	0	0	0	0	0	0	8.39	1.86	7.72	6.50
4/5	at Columbia	L	9-13	8.2	9	13	13	12	8	3	0	3	1	0	1	0	8.65	1.89	7.96	6.59
COLUMBIA SERIES		1-2	17-26	25.2	27	26	24	22	21	6	0	6	3	0	4	0	8.42	1.91	7.71	7.36
4/13	PENN	L	3-4	9.0	4	4	4	5	9	0	0	1	0	0	1	0	8.42	1.84	7.81	6.71
4/13	PENN	L	4-9	9.0	13	9	8	7	7	2	1	0	5	0	1	0	8.40	1.86	7.78	6.73
4/14	PENN	L	1-16	9.0	17	16	15	7	4	5	1	2	1	1	3	0	8.70	1.90	7.74	6.60
PENN SERIES		0-3	8-29	27.0	34	29	27	19	20	7	2	3	6	1	5	0	9.00	1.96	6.33	6.67
4/15	at Binghamton	L	5-8	8.0	5	8	8	9	6	1	0	2	4	0	3	0	8.71	1.89	7.83	6.61
4/19	at Harvard	L	5-8	8.0	11	8	8	7	8	0	0	0	0	0	4	0	8.72	1.90	7.83	6.70
4/19	at Harvard	L	8-9	8.1	14	9	6	4	10	1	0	3	2	0	2	0	8.64	1.91	7.70	6.85
4/20	at Harvard	W	14-13	9.0	18	13	13	2	5	4	0	2	3	0	3	0	8.81	1.93	7.48	6.78
HARVARD SERIES		1-2	27-30	25.1	43	30	27	13	23	5	0	5	5	0	9	0	9.59	2.21	4.62	8.17
4/25	at Dartmouth																			
4/27	at Dartmouth																			
4/27	at Dartmouth																			
DARTMOUTH SERIES																				
4/29	at Binghamton																			
SEASON VS. BINGHAMTON																				
5/3	PRINCETON																			
5/3	PRINCETON																			
5/4	PRINCETON																			
PRINCETON SERIES																				
SEASON TOTALS				222.0	235	232	213	190	169	36	7	37	37	3	51	1	8.64	1.91	7.70	6.85

BIG RED STARTING PITCHER RUN SUPPORT

PLAYER	RUN		RUN SUPPORT	RUNS IN STARTS	RUNS PER START	TEAM W-L	QUALITY STARTS
	GS	SUPPORT					
Carson Mayfield	9	38	7.03	52	5.78	3-6	4
Huxley Holcombe	7	35	8.01	65	9.29	4-3	2
Sam Keene	4	17	10.43	37	9.25	2-2	0
Chris Ellison	4	4	2.40	16	4.00	1-3	0
Noah Keller	2	0	0.00	18	9.00	1-1	0
William Jaun	1	0	0.00	5	5.00	0-1	0
TOTALS	26	89	6.77	179	6.88	10-16	6

BIG RED 2025 PITCHING SPLITS

	W	L	SV	G	IP	H	R	ER	HR	BB	SO	ERA	AVG
Total	11	16	6	27	231.0	253	245	226	39	192	174	8.81	.284
Home	2	4	2	6	52.0	59	50	47	5	38	36	8.13	.292
Away	9	10	4	19	161.2	178	179	166	33	142	127	9.24	.287
Neutral	0	2	0	2	17.1	16	16	13	1	12	11	6.75	.239
Day	11	15	6	26	223.0	248	237	218	37	183	168	8.80	.287
Night	0	1	0	1	8.0	5	8	8	2	9	6	9.00	.185
Starter	4	7	0	27	123.0	124	113	98	16	73	89	7.17	.271
Reliever	7	9	6	27	108.0	129	132	128	23	119	85	10.67	.299
February	1	2	0	3	25.0	31	42	42	6	34	16	15.12	.313
March	8	6	5	14	120.0	113	110	98	17	95	88	7.35	.256
April	2	8	1	10	86.0	109	93	86	16	63	70	9.00	.312
May	—	—	—	—	—	—	—	—	—	—	—	—	—

BIG RED BATTER BRIEFS

#1 JOHN QUINLAN | JR. | OF | S/R

2025: .235 / .388 / .373 / .761 | 2 HR | 20 RBI | 9 SB

SUN. AT HARVARD: DEF. REPLACEMENT

HARVARD SERIES: 1-5, 1R, 1RBI, 1K, 1SB

vs. LHP: .182 (4-for-22, 0 HR)

ACTIVE HIT STREAK: 1 G, (1-5, .200)

ROAD TRIP: 1-9, 1R, 1RBI, 2BB, 2K, 1SB

vs. RHP: .250 (20-for-80, 2 HR)

LAST ERROR: 4 G, 4/14/25 vs. Penn (LF)

► Went 1-for-5 with 1R, 1RBI, 1K, 1SB in opening game of last Saturday's doubleheader at Harvard ... defensive replacement in LF for final two games of series ... batting .111 (1-for-9) on current eight-game road trip with 1R, 1RBI, 2BB, 2SO, 1SB ... slashing .143/.250/.143 with .393 OPS, 2R, 3BB, 7K, 1SB since Penn series (April 13-14).

► Enters weekend serving as lone Cornell player to have reached base safely in all 25 games with a plate app. this season ... reached base safely in last 33 games with plate app., dating back to last season, slashing .262/.386/.397 with .783 OPS, nine doubles, two triples, 2HR, 25RBI, 26BB, and is 10-for-11 in steal attempts during stretch ... reached base in 71 of last 76 games (93.4 percent) with a plate app., dating back to 2023, slashing .313/.412/.449 with .861 OPS, 17 doubles, three triples, 7HR, 46 RBI, 48BB, 7HBP, and going 25-of-29 on steal attempts ... has a hit in 58 of his last 76 games with a plate app. (.76.3 percent), which includes 29 multi-hit games and 14 multi-RBI outings.

► Unanimously named First Team All-Ivy selection in 2024 after starting in 33 games (29 in LF, four in RF) ... slashed .378/.439/.568 with 1.007 OPS, nine doubles, two triples, five home runs, 20 RBI, and stole team-leading 10 bases ... his 56 hits were tied with **KEN VEENEMA** (1977) for fifth in Cornell history, trailing **GUY LEACH** (61 in 1988), **NATHAN FORD** (59 in 2008), **ERIK RICO** (57 in 2002), and **BRIAN BILLIGEN** (2012) ... concluded year with second-highest batting average (.378) among eligible Ivy League hitters ... batted .423 in conference games, one of three Ivy League hitters (Penn's Wyatt Henseler — .438; Cornell's **MAX JENSEN** — .402) to hit .400 in contests against Ancient Eight opposition ... led Ivy League in hits in conference play (42), lone player to reach 40-hit plateau in 2024 ... had three four-hit efforts (Harvard — April 7; Penn — April 14; Yale — April 20), becoming first Cornell player since **MARSHALL YANZICK** (2012) to have at least three four-hit games in a season ... hit walk-off, two-RBI double in opening game of April 20 DH against Yale, capping latest four-hit game of season and solidifying Big Red's eight-run comeback after trailing 8-0 going into bottom of eighth ... received Ivy League Player of the Week honors on April 22 after slashing .588/.667/1.118 (1.784 OPS), going 10-for-17 with three doubles, two home runs, five RBI, three stolen bases while striking out zero times during Big Red's 3-1 week against Binghamton and Yale ... named Cornell's Academic All-Ivy selection for 2024 season.

#2 MASON BARELA | FR. | C/INF | R/R

2025: .273 / .385 / .545 / .930 | 1 HR | 2 RBI | 0 SB

SUN. AT HARVARD: DID NOT PLAY

HARVARD SERIES: 1-4, 1R, 1HR, 2RBI, 1K

vs. LHP: 1.000 (1-for-1, 0 HR)

ACTIVE HIT STREAK: 2 G, (2-8, .250)

ROAD TRIP: 2-8, 1HR, 2RBI, 1BB, 4K

vs. RHP: .200 (2-for-10, 1 HR)

LAST ERROR: 7 G without an error

► Hit first collegiate home run with two-run shot in seventh inning, sparking eight unanswered runs scored by Cornell in nightcap of last Saturday's DH at Harvard (1-for-4, 1HR, 2RBI, 1K) ... made first collegiate start against Binghamton (4/15), going 1-for-4 with 1BB, 3K ... entered series finale against Penn (4/14) as ninth-inning defensive replacement at C ... served as pinch-hitter in nightcap of 3/29 doubleheader against Brown, drawing HBP ... four of first nine PAs came as pinch-hitter (1-for-3, 1HBP, 1K).

► Earned four varsity letters in baseball at Jupiter HS, aiding program in winning four district titles ... nominated for 2023 Palm Beach Athlete of the Year ... named captain during senior year.

#4 CADEN WILDMAN | SO. | OF | R/R

2025: .286 / .388 / .408 / .796 | 2 HR | 16 RBI | 7 SB

SUN. AT HARVARD: 0-4, R, RBI, 3K, HBP

HARVARD SERIES: 3-11 (.273), 3R, 2B, 1RBI, 1BB, 1HBP, 5K

vs. LHP: .250 (5-for-20, 0 HR)

ACTIVE HIT STREAK: 0 G, (0-5)

ROAD TRIP: 4-15 (.267), 4R, 2B, 1RBI, 2BB, 1HBP, 6K

vs. RHP: .295 (23-for-78, 2 HR)

LAST ERROR: 13 G, 3/16/25 at Towson (RF)

► Saw season-long eight-game hit streak snapped in series finale at Harvard, going 0-for-4 with 1R, 1RBI, 1HBP, and 3K ... batted .273 (3-for-11) in series with Crimson, adding 3R, 1 double, 1RBI, 1BB, 1HBP, and 5K ... has .267 average (4-for-15) with 4R, 1 double, 1RBI, 2BB, 1HBP, 6K during current eight-game road trip.

► Reached safely in each of last 12 games, batting .333 (15-for-45) with .333/.426/.467 slash line, .893 OPS, three doubles, 1HR, 10RBI, 7BB, and 3SB ... has reached base multiple times on eight occasions during 12-game on-base streak ... has also been on base in 18 of previous 19 contests, reaching safely multiple times on 12 instances (63.2 percent), slashing .315/.407/.411 with .818 OPS, four doubles, 1HR, 13RBI, 11BB, 1HBP, 6SB, and 12K.

► Dating back to start of career-high 11-game hit streak last season, has reached safely in 44 of last 52 games (84.6 percent), slashing .286/.384/.422 with .806 OPS, eight doubles, 6HR, 37RBI, 25BB, and going 12-for-12 on steal attempts.

#6 KYLE MUSSER | SR. | OF | R/R

2025: .297 / .395 / .486 / .881 | 3 HR | 14 RBI | 2 SB

SUN. AT HARVARD: 3-5, 2 R, RBI, HBP

HARVARD SERIES: 8-14 (.571), 3R, 2B, 3B, 1HR, 5RBI, 1BB, 1SB

vs. LHP: .316 (6-for-19, 2 HR)

ACTIVE HIT STREAK: 3 G, (8-18, .444)

ROAD TRIP: 8-18 (.444), 4R, 2B, 3B, 1HR, 5RBI, 2BB, 1SB

vs. RHP: .291 (16-for-55, 1 HR)

LAST ERROR: 56 G without an error

► Registered multiple hits in all three games of last weekend's series with Harvard, batting .571 (8-for-14) with 3R, 1 double, 1 triple, 1HR, 5RBI, 1BB, 1HBP, 1K ... posted pair of three-hit games in opening game (3-for-4, 1 double, 2RBI, 1BB, 1SB) and in series finale (3-for-5, 2R, 1RBI, 1HBP) ... had a triple and home run in nightcap of last Saturday's DH (2-for-5, 1R, 3B, HR, 2RBI) ... ninth-inning RBI single in series finale proved to drive in game-winning run.

► So far on Big Red's eight-game road trip, is batting .444 (8-for-18) despite opening trip with 0-for-4 effort (1R, 1BB, 2K) at Binghamton (4/15) ... made pair of appearances in series with Penn, going a collective 4-for-8 in series ... went 3-for-4 with 1R in nightcap of 4/13 DH before hitting second HR of season to give Cornell 1-0 first-inning lead (4/14).

► Drove in first two RBI of season in series against Duke (Feb. 22) with two-RBI single in fifth inning.

#8 LUKE JOHNSON | SO. | INF | R/R

2025: .183 / .234 / .317 / .551 | 2 HR | 6 RBI | 2 SB

SUN. AT HARVARD: 2-5, R, 2B, 2 SO

HARVARD SERIES: 2-5, 1R, 2B, 2K

vs. LHP: .316 (6-for-19, 0 HR)

ACTIVE HIT STREAK: 3 G, (4-13, .308)

ROAD TRIP: 2-5, 1R, 2B, 2K

vs. RHP: .122 (5-for-41, 2 HR)

LAST ERROR: 3 G, 4/5/25 at Columbia (3B)

► Went 2-for-5 with 1R, 1 double, 2K in series finale against Harvard last Sunday after entering nightcap of last Saturday's DH as defensive replacement ... went 2-for-8 in series with Penn, hitting solo HR in nightcap of 4/13 DH, his first round-tripper since 3/1 at UMBC.

► Following his 1-for-19 (.053) stretch between 3/7 and first game of 4/4 DH, is batting .250 (5-for-20) with 3R, 1 double, 1HR, 1RBI, 1BB, 1SB, 6K ... has a hit in each of last three games and in four of last five apps. ... went 1-for-10 in series at Columbia (1R, 1BB, 4K, and 1SB) ... returned to lineup as defensive replacement in nightcap of 3/29 DH against Brown after missing seven games due to injury sustained in opening game of 3/15 DH at Towson.

► Older brother, Spencer, is a senior right-handed pitcher at George Fox University, an Oregon-based Division III institution ... father, Craig, played collegiate tennis at Pepperdine (1989-93) before playing professionally and earned ranking as high as No. 287 ... mother, Michelle, played collegiate tennis at Notre Dame ... great-grandfather and great-grandmother (1929), great-uncle (1956), grandfather (1957), grandmother (1958), and aunt (1986) are all Cornell graduates.

BIG RED BATTER BRIEFS

#12 RYAN PORTER | SR. | OF/RHP | R/R

2025: .333 / .388 / .679 / 1.067 | 6 HR | 20 RBI | 2 SB

SUN. AT HARVARD: 1-3, 2 R, 2B, RBI, 2 BB

HARVARD SERIES: 3-11 (.273), 4R, 2 2B, 1RBI, 3BB, 4K

vs. LHP: .286 (4-for-14, 1 HR)

ACTIVE HIT STREAK: 1 G (1-3, .333)

ROAD TRIP: 3-11 (.273), 4R, 2 2B, 1RBI, 3BB, 4K

vs. RHP: .344 (22-for-64, 5 HR)

LAST ERROR: 16 G, 3/9/25 at Winthrop (P)

► **ACCOLADES:** Named Ivy League Player of the Week (March 17) after going 7-for-11 (.636) with 4R, 1 double, 3HR, 9RBI ... logged first career multi-HR game and tied Cornell's single-game RBI record (8) in nightcap of 3/15 DH at Towson.

► Batted .273 (3-for-11) in last weekend's series at Harvard with 4R, 2 doubles, 1RBI, 3BB, 4K ... did not play in game at Binghamton (4/15) ... went 3-for-11 in weekend series with Penn as all three hits on weekend went for XBH (two doubles, 1HR) to go along with 2R, 1RBI, 1HBP, and 4K.

► Fifteen of his 26H on year have gone for extra bases (nine doubles, 6HR) ... highest XBH total on team by two (13, **MARK QUATRANI** - nine doubles, 4HR).

► Despite going hitless in last 7AB of series with Penn, has at least one hit in 12 of previous 16 games and has reached safely in 14 of those contests, slashing .351/.373/.772 over last 16 contests with 1.145 OPS, six doubles, 6HR, 17RBI, and 2HBP.

► Owns team lead in numerous batting categories, including home runs (6), slugging percentage (.679), OPS (1.067) ... tied with **JOHN QUINLAN** for team lead in RBI (20) and with Quatrani for team lead in batting average (.333) and doubles (9).

#15 OWEN CARLSON | SO. | INF | L/R

2025: .264 / .358 / .308 / .666 | 0 HR | 12 RBI | 0 SB

SUN. AT HARVARD: 3-5, R, 3 RBI

HARVARD SERIES: 5-15 (.333), 3R, 3RBI, 1K

vs. LHP: .217 (5-for-23, 0 HR)

ACTIVE HIT STREAK: 3 G (5-15, .333)

ROAD TRIP: 5-17 (.294), 3R, 4RBI, 3BB, 1K

vs. RHP: .279 (19-for-68, 0 HR)

LAST ERROR: 21 G, 3/1/25 (G1) at UMBC (2B)

► Batted .333 (5-for-15) in three-game series at Harvard last weekend with 3R, 3RBI ... went 3-for-5 (1R, 3RBI) in series finale, signifying career highs in hits (3) and RBI (3), including first career multi-RBI performance.

► Hitting .294 (5-for-17) on current road trip with 3R, 4RBI, 3BB, 1K ... opened road swing by going 0-for-2 with 1RBI, 2BB, 2SO against Binghamton (4/15) ... batted .273 (3-for-11) in weekend series against Penn with 1BB, 1K.

► Saw career-long 13-game on-base streak snapped after going 0-for-3 in series finale against Penn (4/14) ... career-high six-game hit streak halted in nightcap of 4/4 DH at Columbia after going 0-for-4 with HBP ... has reached base safely in 23 of his 25 appearances this season (92.0 percent) and has been on base multiple times in 13 games (52.0 percent) ... has reached base safely in 31 of 39 career outings (79.5 percent).

► Enters weekend having at least one hit in 12 of last 15 games, slashing .268/.373/.339 during span with .712 OPS, two doubles, one triple, 8RBI, 9BB, 1HBP, and 7K.

#18 TJ SWIDORSKI | JR. | INF/RHP | R/R

2025: .313 / .371 / .531 / .902 | 1 HR | 8 RBI | 0 SB

SUN. AT HARVARD: 2-5, R, 2B, 2 RBI, SO

HARVARD SERIES: 4-13 (.308), 3R, 2B, 3RBI, 4K

vs. LHP: .222 (2-for-9, 0 HR)

ACTIVE HIT STREAK: 1 G (2-5, .400)

ROAD TRIP: 7-18 (.389), 4R, 2 2B, 1HR, 5RBI, 4K

vs. RHP: .348 (8-for-23, 1 HR)

LAST ERROR: 1 G, 4/19/25 at Harvard (3B)

► Batted .308 (4-for-13) in three-game series last weekend at Harvard with 3R, 1 double, 3RBI, and 4K ... has three multi-hit games in four appearances on road trip, leading to .389/.389/.667 slash line with 1.056 OPS, 4R, 2 doubles, 1HR, 5RBI ... also notched his first career save in series finale with Harvard last Sunday, pitching final 2.0 IP.

► Has started at either 3B or been the DH in five of Big Red's last seven games ... began current road trip with 3-for-5 effort with 1 double, 1HR, 2RBI against Binghamton (4/15) as fourth-inning solo home run was second career blast and his first in 117AB (2/23/23 at James Madison) ... second career three-hit game, joining 3-for-6 outing with 3R and 1 double at Brown (May 4, 2024).

► Logged pair of pinch-hit appearances in season-opening series against then-No. 17-ranked Duke, reaching base safely in both appearances ... posted a single (2/22) before reaching on a fielder's choice the following day.

#19 MARK QUATRANI | SO. | C | R/R

2025: .333 / .455 / .533 / .988 | 4 HR | 19 RBI | 1 SB

SUN. AT HARVARD: 2-3, 2 R, 2 2B, RBI, BB, 2 HBP

HARVARD SERIES: 3-11 (.273), 3R, 2 2B, 1RBI, 3BB, 2HBP

vs. LHP: .200 (4-for-20, 0 HR)

ACTIVE HIT STREAK: 2 G (3-7, .429)

ROAD TRIP: 6-15 (.400), 5R, 2 2B, 1HR, 2RBI, 4BB, 2HBP

vs. RHP: .365 (31-for-85, 4 HR)

LAST ERROR: 28 G, 5/20/24 vs. Penn (C)

► Had .273 batting average (3-for-11) in last weekend's series at Harvard with 3R, 2 doubles, 1RBI, 3BB, 2HBP ... opened road trip at Binghamton (4/15) with 3-for-4 effort with 2R, 1HR, 1RBI, 1BB, 1SO, leading to .400/.571/.733 slash line with 2 doubles, 1HR, 2RBI, 4BB, 2HBP, and 2K ... eighth-inning solo home run at Binghamton, which trimmed Big Red's deficit to 8-5, was his 15th career home run, tying **JOHN DeMAYO** (1979-82), **MIKE KALFOPOULOS** (1982-85), and **MAX JENSEN** (2022-Pres.) for 12th-most home runs in Big Red program history.

► Saw season-high nine-game hit streak snapped in series finale with Penn (4/14) after going 0-for-3 with 1BB and 1K ... concluded series with Quakers with .273 average (3-for-11) and 1BB, 1HBP, and 3K.

► Since going 0-for-5 in nightcap of 3/22 DH at Yale, has reached safely in last 14 games and has a hit in 12 games during span, slashing .385/.485/.596 with 1.081 OPS, five doubles, 2HR, 9RBI, 6BB, 6HBP, and 7K ... successfully reached safely in 25 of 27 games on season (92.6 percent) and in 51 of 56 career games (91.0 percent) ... has reached base multiple times on 39 occasions (69.6 percent), including in 17 of 27 games this season (63.0 percent) ... drawn a walk in each of last five games and has a free pass (walk or HBP) in seven of last eight games.

► After starting season hitless in first 11AB (12PA), has batted .372 (35-for-94) with .372/.492/.596 slash line, 1.087 OPS, 23R, nine doubles, 4HR, 19RBI, 12BB, 12HBP, and 15K ... 46.1 percent of his 128 PA since going 0-for-11 have resulted in either a hit, walk, or hit by pitch while having a strikeout rate of just 11.7 percent.

► Registered team-high 35H, six more than second-place holder, **KEVIN HAGER** (29) ... tied for team lead in batting average (.333) and doubles (9) with senior two-way player **RYAN PORTER** ... owns team lead with 12HBP, tied with **RANDY KOCH** (1992), **VINNIE SANTO** (2002), **SETH GORDON** (2006), and **DALE WICKHAM** (2018) for the third-most HBPs in single season; three HBP away from tying **MARLIN McPHAIL** (1979) for single-season record ... 23 career HBP, standing as fifth-highest total in Big Red program history, six shy of tying **BRIAN BILLIGEN** (2009-12) for program record.

► Named Ivy League Rookie of the Year in 2024, becoming third Cornell player to earn honor (**BILL WALKENBACH** - 1995; **KELLEN URBON** - 2012) ... also received First Team All-Ivy honors, serving as lone freshman to earn distinction ... sixth Cornell freshman named First Team All-IEBL or All-Ivy since 1976 — first year freshman were eligible to play on varsity team — joining **GREG MYERS** (1979), **JOHN DeGIOVANNI** (1980), Walkenbach (1995), **JUSTIN MILO** (2007), and Urbon (2012).

► Started 29 of 30 appearances (20 starts at C, nine as DH) while finishing season with .362/.492/.714 slash line and 1.231 OPS with two doubles, one triple, 11 home runs, and 43 RBI ... 11 HR were most by Cornell freshman in program history ... became fourth Big Red player to hit 10-plus HR in season, joining **CHRIS CRUZ** (12 in 2012), **ERIC KIRBY** (11 in 1995), and **ERIK RICO** (11 in 2002) ... 43 RBI tied **GUY LEACH** (1988) for second-most in program history, two shy of **PETE WATZKA**'s program record (45 in 1971) ... fifth-highest on-base percentage (.492) by Cornell player with at least 80 ABs714 slugging percentage marked second time in program history a player had at least a .700 slugging percentage (min. 80 ABs), only trailing Rico's .768 figure in 2002.

► Finished within top 10 among Ivy League hitters in OBP and OPS (2nd), batting average and slugging percentage (3rd), home runs and RBI (T-5th), and hit by pitches (T-6th) ... drove in Ivy League-leading 30 RBI in conference games and hit seven of 11 HR against Ancient Eight opponents, tied for third-most in league.

BIG RED BATTER BRIEFS

#20 KEVIN HAGER | SO. | INF | R/R

2025: .290 / .417 / .420 / .837 | 2 HR | 17 RBI | 2 SB

SUN. AT HARVARD: 1-5, 2 R, RBI, 2 SO, HBP, SB HARVARD SERIES: 2-14 (.143), 3R, 1RBI, 2HBP, 3K, 1SB
ROAD TRIP: 3-19 (.158), 3R, 1RBI, 2HBP, 3K, 1SB

vs. LHP: .421 (8-for-19, 1 HR)
vs. RHP: .259 (21-for-81, 1 HR)

ACTIVE HIT STREAK: 1 G (1-5, .200)
LAST ERROR: 1 G, 4/19/25 at Harvard (SS)

► **WATCH LIST:** Named to Brooks Wallace Award Watch List on 4/18, comprised of the top 100 shortstops in collegiate baseball ... award is presented annually to top shortstop in collegiate baseball.

► **ACCOLADES:** Received Ivy League Player of the Week honors (2/24) after igniting Cornell to season-opening upset victory over No. 17-ranked Duke (2/21) ... third-inning leadoff HR was first of 10 unanswered runs scored Cornell in its 11-8 win ... batted .500 (3-for-6) with 1HR and 2RBI while leading team with 4R and drawing 3HBP.

► Batted .143 (2-for-14) in last weekend's three-game series with Harvard with 3R, 1RBI, 2HBP, 3K, 1SB ... hitting .154 (4-for-26) over last six games, dating back to nightcap of 4/13 DH with Penn at Booth Field, slashing .154/.241/.154 with .395 OPS, 1RBI, 3HBP, 4K, and 1SB.

► Had 15-game on-base streak snapped after going 0-for-4 in series finale against Columbia (4/5) ... has reached safely in 22 of last 23 games (95.7 percent), slashing .292/.414/.404 with .819 OPS, 21R, seven doubles, 1HR, 15RBI, 13BB, 7HBP, and 14K ... been on base in 25 out of 27 games this season (92.6 percent) and in 40 of previous 43 contests (93.0 percent), dating back to last season, posting .289/.400/.447 slash line with .847 OPS, 37R, seven doubles, 6HR, 27RBI, 21BB, 11HBP.

► Started 21 of 23 appearances last season, all of which came at SS ... batted .241 with 1 double, 4HR, and 12RBI ... six of 12 RBI came in Ivy League Tournament, earning spot on All-Tournament team ... concluded campaign on season-high five-game hit streak ... posted first collegiate XBH (RBI double) against Richmond (March 16) ... registered first collegiate HR — first of three consecutive Cornell HRs — against Dartmouth in nightcap of 3/30 DH ... other three HR came against Penn on 4/14 in regular season and 5/19 and 5/20 in Ivy League Tournament ... committed four errors in 92 fielding chances (.957 fielding percentage) ... brother, **FRANK JR.**, played baseball at Cornell for four years (2009-12) before serving as an assistant coach for seven years (2016-22).

#22 JAKOBI DAVIS | SR. | OF | L/L

2025: .237 / .383 / .376 / .759 | 3 HR | 16 RBI | 8 SB

SUN. AT HARVARD: 2-5, 2 R, HR, 2 RBI, SF HARVARD SERIES: 3-9, 2R, 1HR, 4RBI, 2BB, 2K, 3SF, 1SB
ROAD TRIP: 3-12 (.250), 2R, 1HR, 5RBI, 4BB, 4K, 3SF, 1SB

vs. LHP: .368 (7-for-19, 1 HR)
vs. RHP: .203 (15-for-74, 2 HR)

ACTIVE HIT STREAK: 1 G (2-5, .400)
LAST ERROR: 77 G, 4/8/23 vs. Brown (CF)

► Batted .333 (3-for-9) in last weekend's series at Harvard with 2R, 1HR, 4RBI, 2BB, 2K, 3SF, SB ... batted leadoff for first time since 3/4/23 vs. Purdue Fort Wayne, recording leadoff home run in last Sunday's series finale with Crimson ... became sixth Big Red since 2002 to hit a leadoff home run, joining **SETH GORDON** (4/28/04 vs. Siena), **BRIAN BILLIGEN** (3/22/11 at James Madison), **ELLIS BITAR** (4/24/16 at Penn), **ADAM SAKS** (4/19/19 at Harvard), and **WILS GUY** (3/25/22 vs. Harvard).

► Hitting for .250 average (3-for-12) on current road trip after going 0-for-3 with 1RBI, 2BB, 2K to begin road swing at Binghamton (4/15) ... since nightcap of 3/22 DH at Yale, is batting .184 (9-for-49) with .184/.328/.265 slash line with .593 OPS, 6R, 1 double, 1HR, 10RBI, 12BB, and 19K ... has reached safely in 25 of 27 games this season (92.6 percent) ... saw 24-game on-base streak, dating back to 2024, snapped after going 0-for-3 in opener of DH at Columbia (4/4) ... over last 34 games, is slashing .254/.387/.390 with .776 OPS, 22R, three doubles, two triples, 3HR, 19RBI, 27BB, and going 10-for-11 on steal attempts.

► All 35 of appearances in 2024 were starts in CF ... batted .265 with four doubles, two triples, 3HR, and 14RBI ... successful on five of seven steal attempts ... went 3-4 against Penn (April 14), matching single-game high for hits ... recorded both triples on road against James Madison (March 3) and Brown (May 4) ... two of three HR occurred at Booth Field; first HR was final blast of three consecutive HR hit against Dartmouth in nightcap of March 30 twin bill ... did not register an error in his 71 fielding opportunities.

#30 WILLIAM JAUN | SR. | 1B/LHP | L/L

2025: .275 / .341 / .350 / .691 | 0 HR | 7 RBI | 0 SB

SUN. AT HARVARD: DID NOT PLAY HARVARD SERIES: NO PLATE APPEARANCES
ROAD TRIP: NO PLATE APPEARANCES

vs. LHP: .750 (3-for-4, 0 HR)
vs. RHP: .222 (8-for-36, 0 HR)

ACTIVE HIT STREAK: 0 G (0-11)
LAST ERROR: 7 G, 3/29/24 vs. Brown (1B)

► Has not registered a plate appearance in any of last four games ... went 0-for-5 in series with Penn (4/13-4/14) and is hitless in last 11AB (12PA, HBP), dating back to nightcap of 4/4 DH at Columbia ... batted .333 (3-12) in series with Columbia with 1R, 1 double, 3RBI, 1HBP, and 2K ... went 3-for-4 in latter game of DH with Lions, having a double and career-high 3RBI ... three-hit performance was second such game of collegiate career, joining 3-for-4 outing with 1 double, 1RBI, 1BB, 1K against Yale (3/22).

► Started eight of last 14 games at 1B, with only other start coming as SP against Binghamton (4/15) ... has hits in six of 10 appearances in the field this season.

► Made eight relief appearances out of Big Red bullpen on season, which includes registering saves against in latter games of doubleheaders against UMBC (3/1) and Brown (3/29).

► Registered 19AB over first month of 2024 before sustaining injury that forced him out of action for a month ... went 3-for-19 at plate, recording a double (Georgia Tech - 2/24) and RBI (Georgetown - 3/10) ... father, Gregory, played four years of baseball at Notre Dame (1980-83) ... brother, Eric, was outfielder at Babson (2016-19).

#31 RYAN DILLON | FR. | C | R/R

2025: .000 / .000 / .000 / .000 | 0 HR | 0 RBI | 0 SB

SUN. AT HARVARD: DID NOT PLAY HARVARD SERIES: NO APPEARANCES
ROAD TRIP: NO APPEARANCES

vs. LHP: .000 (0-for-1, 0 HR)
vs. RHP: .000 (0-for-2, 0 HR)

ACTIVE HIT STREAK: 0 G (0-3)
LAST ERROR: 2 G without error

► Has not played in any of last 10 games ... last appearance came in nightcap of 3/29 DH against Brown, where he made first collegiate start (caught and batted 9th) ... went 0-for-2 with 1K before being pulled ... action was first time appearing in game since serving as PH in ninth inning at No. 17-ranked Duke (Feb. 23).

► Earned four varsity letters in baseball at Marlborough HS, where he was a three-year captain and named Team MVP on three occasions ... named to *Worcester Telegram & Gazette* All-Star team in 2024 ... three-time honoree to Mid-Wach All-Star teams, earning second-team honors in 2022 and first-team honors in 2023 and 2024, and was named league MVP in 2024 ... received Preseason All-American honorable mention honors from Perfect Game in 2023 (underclassmen) and 2024 ... member of National Honor and Business Honor Societies ... volunteered with Unified Basketball and Best Buddies for all four years of high school ... played travel baseball for four years with the Nokona Chiefs.

2025 BIG RED HOME RUNS

PLAYER	HR	vL	vR	ROAD/		RUNNERS ON				OUTS			TIED		GO	DIRECTION					TEAM	LAST HR			ABS
				HOME	NEUTRAL	0	1	2	3	0	1	2	GAME	AHEAD		LF	LC	CF	RC	RF		DATE	OPPONENT	PITCHER	SINCE
Mason Barela	1	—	1	—	1	—	1	—	—	—	—	1	—	—	—	1	—	—	—	—	0-1	4/19/25 ^(G2)	Harvard	Pauley	1
Tyler Beaulieu	—	—	—	—	—	—	—	—	—	—	—	—	—	—	—	—	—	—	—	—	—	—	—	—	—
Owen Carlson	—	—	—	—	—	—	—	—	—	—	—	—	—	—	—	—	—	—	—	—	—	5/1/24	Binghamton	Sajeski	94
Jakobi Davis	3	1	2	—	3	2	1	—	—	3	—	—	—	2	—	—	—	—	1	2	2-1	4/20/25	Harvard	Colasante	4
Ryan Dillon	—	—	—	—	—	—	—	—	—	—	—	—	—	—	—	—	—	—	—	—	—	—	—	—	—
Kevin Hager	2	1	1	—	2	2	—	—	—	1	1	—	—	1	—	2	—	—	—	—	2-0	3/15/25 ^(G2)	Towson	Whiteman	68
William Jaun	—	—	—	—	—	—	—	—	—	—	—	—	—	—	—	—	—	—	—	—	—	—	—	—	—
Max Jensen	5	1	4	1	4	4	—	1	—	4	1	—	—	—	—	1	1	—	—	3	4-0	3/28/25 ^(G2)	Brown	Keel	0
Luke Johnson	2	—	2	1	1	1	—	1	—	2	—	—	—	1	—	2	—	—	—	—	1-1	4/13/25 ^(G2)	Penn	Moss	10
Jackson Marko	—	—	—	—	—	—	—	—	—	—	—	—	—	—	—	—	—	—	—	—	—	—	—	—	—
Kyle Musser	3	2	1	1	2	1	2	—	—	1	1	1	—	1	—	2	1	—	—	—	1-2	4/19/25 ^(G2)	Harvard	Bergsma	6
Ryan Porter	6	1	5	1	5	3	1	1	1	2	3	1	1	1	—	5	—	—	1	—	3-2	4/13/25 ^(G1)	Penn	Coyne	20
Mark Quatrani	4	—	4	1	3	1	2	1	—	2	2	—	—	2	—	1	1	1	1	—	1-3	4/15/25	Binghamton	Griffith	11
John Quinlan	2	—	2	—	2	1	1	—	—	1	—	1	—	1	—	—	1	—	1	—	1-1	3/16/25	Towson	DeProspero	51
Jayden Shin	—	—	—	—	—	—	—	—	—	—	—	—	—	—	—	—	—	—	—	—	—	—	—	—	—
TJ Swidorski	1	—	1	—	1	1	—	—	—	—	1	—	—	—	—	—	—	—	—	1	0-1	4/15/25	Binghamton	Packard	16
Beck Urofsky	—	—	—	—	—	—	—	—	—	—	—	—	—	—	—	—	—	—	—	—	—	—	—	—	—
Matthew Walters	—	—	—	—	—	—	—	—	—	—	—	—	—	—	—	—	—	—	—	—	—	—	—	—	—
Caden Wildman	2	—	2	1	1	1	1	—	—	—	2	—	1	—	—	2	—	—	—	—	1-1	4/13/25 ^(G2)	Penn	Katz	24

2-HR GAMES (2)

PLAYER (CAREER NO.)	DATE / OPP
Max Jensen (1)	3/1 (G2) at UMBC
Ryan Porter (1)	3/15 (G2) at TOW

GRAND SLAMS (1)

PLAYERS	DATE / OPP
Ryan Porter (1)	3/15 (G2) at TOW

LEADOFF HR (1)

PLAYER (CAREER NO.)	DATE / OPP
Jakobi Davis (1)	4/20 at HAR

INSIDE-THE-PARK (0)

PLAYER (CAREER NO.)	DATE / OPP
---------------------	------------

3-HR GAMES (0)

PLAYER (CAREER NO.)	DATE / OPP
---------------------	------------

PINCH-HIT HR (0)

PLAYERS	DATE / OPP
---------	------------

WALK-OFF HR (0)

PLAYER (CAREER NO.)	DATE / OPP
---------------------	------------

BACK-TO-BACK (0)

PLAYER (CAREER NO.)	DATE / OPP
---------------------	------------

BIG RED MISCELLANEOUS BATTING

PLAYER	MULTI-HIT GAMES						MULTI-RBI GAMES						HIT STREAKS				CAREER HIGH		HITS	
	2	3	4	5+	TOTAL	CAREER	2	3	4	5+	TOTAL	CAREER	5-9	10-14	15+	ACTIVE	2025 HIGH	CAREER HIGH	INFIELD	BUNT
Mason Barela	—	—	—	—	—	—	1	—	—	—	1	1	—	—	—	2	2, (4/15 - Pres.)	2, 2025	—	—
Tyler Beaulieu	—	—	—	—	—	—	—	—	—	—	—	—	—	—	—	—	—	—	—	—
Owen Carlson	4	1	—	—	5	8	—	1	—	—	1	1	1	—	—	3	6, (3/22 - 4/4)	6, 2025	2	2
Jakobi Davis	6	—	—	—	6	21	4	—	—	—	4	13	1	—	—	1	5, (3/9 - 3/22)	7, 2024-25	3	1
Ryan Dillon	—	—	—	—	—	—	—	—	—	—	—	—	—	—	—	—	—	—	—	—
Kevin Hager	6	2	—	—	8	13	2	1	1	—	4	7	1	—	—	1	5, (3/15 - 3/23)	6, 2024-25	2	—
William Jaun	1	2	—	—	3	3	1	1	—	—	2	2	—	—	—	0	3, (3/28 - Pres.)	4, 2024-25	—	—
Max Jensen	2	3	—	—	5	41	3	1	—	—	4	25	1	—	—	1	7, (3/1 - 3/15)	20, 2024-25	—	—
Luke Johnson	2	—	—	—	2	6	—	1	—	—	1	3	—	—	—	3	3, (4/13 - Pres.)	5, 2024	3	—
Jackson Marko	—	—	—	—	—	—	—	—	—	—	—	—	—	—	—	—	—	—	—	—
Kyle Musser	2	5	—	—	7	10	4	—	—	—	4	7	—	—	—	3	3, (4/19 - Pres.)	4, (2x), Last: 2024	—	—
Ryan Porter	4	3	1	—	8	20	2	1	—	1	4	13	—	—	—	1	5, (4/4 - 4/13)	5, 2025	1	—
Mark Quatrani	8	3	—	—	11	23	3	1	—	1	5	16	2	—	—	2	9, (3/23 - 4/13)	10, 2024	2	—
John Quinlan	4	1	—	—	5	32	6	2	—	—	8	15	1	1	—	1	10, (3/1 - 3/23)	10, 2025	1	2
Jayden Shin	—	—	—	—	—	—	—	—	—	—	—	—	—	—	—	—	—	—	—	—
TJ Swidorski	2	1	—	—	3	10	2	1	—	—	3	6	—	—	—	1	2, (2x), Last: (4/15 - 4/19)	3, 2023	—	1
Beck Urofsky	—	—	—	—	—	—	—	—	—	—	—	—	—	—	—	—	—	—	—	—
Matthew Walters	—	—	—	—	—	—	—	—	—	—	—	—	—	—	—	—	—	—	—	—
Caden Wildman	7	1	—	—	8	16	2	2	—	—	4	9	3	—	—	0	8, (4/4 - 4/19)	11, 2024	2	1

Bold denotes active streak

BIG RED 2025 BATTING SPLITS

	AB	R	H	2B	3B	HR	RBI	BB	SO	AVG	OBP	SLG	OPS
TOTALS	955	193	264	56	5	31	173	139	221	.276	.387	.443	.830
Home	192	34	49	10	1	6	31	26	42	.255	.359	.411	.771
Away	690	145	194	43	4	23	128	103	158	.281	.394	.455	.849
Neutral	73	14	21	3	0	2	14	10	21	.288	.391	.411	.802
Day	920	188	255	55	5	29	168	128	211	.277	.385	.442	.827
Night	35	5	9	1	0	2	5	11	10	.257	.435	.457	.892
February	103	14	24	5	1	2	13	12	29	.233	.350	.359	.709
March	500	122	143	30	3	19	111	89	112	.286	.410	.472	.882
April	352	57	97	21	1	10	49	38	80	.276	.364	.426	.790
May	—	—	—	—	—	—	—	—	—	—	—	—	—

BIG RED LINEUP PRODUCTION

	AB	R	H	2B	3B	HR	RBI	BB	SO	AVG	OBP	SLG	OPS
1st	112	25	27	6	1	3	22	23	25	.241	.379	.393	.771
2nd	113	23	28	5	2	5	21	19	21	.248	.386	.460	.846
3rd	112	21	40	8	0	6	24	11	19	.357	.448	.589	1.037
4th	106	25	25	7	0	2	10	16	19	.236	.371	.358	.730
5th	110	17	25	9	0	1	13	11	35	.227	.320	.336	.656
6th	100	25	34	6	1	3	19	20	25	.340	.460	.510	.970
7th	100	24	35	8	1	8	33	14	21	.350	.446	.690	1.136
8th	103	19	30	3	0	1	19	12	29	.291	.368	.350	.717
9th	99	14	20	4	0	2	11	13	27	.202	.299	.303	.602

DAILY BATTING LOGS														
PLAYER	3/23 at YALE	3/28 vs. BRWN	3/29 (1) vs. BRWN	3/29 (2) vs. BRWN	4/4 (1) at COL	4/4 (2) at COL	4/5 at COL	4/13 (1) vs. PENN	4/13 (2) vs. PENN	4/14 vs. PENN	4/15 at BING	4/19 (1) at HAR	4/19 (2) at HAR	4/20 at HAR
Mason Barela				h							k1wkk		ko4c	
Tyler Beaulieu														
Owen Carlson		oo1k	wd1o	Fk3eo	1ow	oohoo	w2ook	1wooo	o1k1	ooc	oowww	1oooo	oek1o	1o11o
Jakobi Davis	okewo	kkww	kwok	11ww	ooo	kkok	1kok	2o1k	1koc	kook	kowwk	F1ow	kwkF	4ooFo1
Ryan Dillon				ko										
Kevin Hager	c2whk	ekho	oo1F	woww1	o1do	o1w2o	Fkkeo	od2k2	oooh	k1oo	oooo1	kooo1	oooho	ko1hok
William Jaun	okoo	o11k	1woo	w1oce	ood	112oh	kooko	oooo		o				
Max Jensen	kkeoo	okwko	whowo	oo4										
Luke Johnson				oo	okk	k1ko	ooow		oo4o	1okk				k12ko
Jackson Marko														
Kyle Musser									11o1	4kok	kokwo	w21o1	k3o4o	oo1h11
Ryan Porter	kkohk	2oko	kooo		e1o	12okk	oo4k	ho42	2dkk	koko		1k2ok	kokw	2owwo
Mark Quatrani	hoeo1	ko2F	4Fo2	h11oo	1ooo	hkdo1	2o1w1	h1ok1	o1ko	wkoo	w1k14	wokoo	woo1o	hw22ho
John Quinlan	k12ww	koowk	wwwco	ho21w	oowd	wo1ho	k2oww	kkwkk	oo1k	o1oo	owwook	k1ooo		
Jayden Shin				k										
TJ Swidorski	ok2o				k			wooo			24d1o	1ok1	okkc	1ok2o
Beck Urofsky														
Matthew Walters														
Caden Wildman	2oko	oooo	kwoo	2co1F	wdeo	1oc1c	1k12o	cw1ok	4doo	w1w1	1oewk	koo21	1kwb	kokhk
KEY: 1-Single, 2-Double, 3-Triple, 4-Home Run, o-Out, k-Strikeout, w-Walk, W-Int. Walk, h-Hit by Pitch, e-Reached on Error, b-Sac Bunt, F-Sac Fly, c-Fielder's Choice, d-Double Play;														
NOTE: Shading denotes started game; read left-to-right for first-to-last AB.														

BIG RED W-L RECORD BY LINEUP CARD																	
PLAYER	BATTING ORDER (STARTS)									BY POSITION (STARTS)							
	1ST	2ND	3RD	4TH	5TH	6TH	7TH	8TH	9TH	C	1B	2B	3B	SS	LF	CF	RF
Mason Barela	—	—	—	—	—	—	—	0-1	0-1	0-2	—	—	—	—	—	—	—
Tyler Beaulieu	—	—	—	—	—	—	—	—	—	—	—	—	—	—	—	—	—
Owen Carlson	0-1	1-3	—	—	—	—	1-3	3-5	5-3	—	—	10-15	—	—	—	—	—
Jakobi Davis	1-0	—	—	—	2-1	6-6	0-2	2-5	0-2	—	—	—	—	—	11-16	—	—
Ryan Dillon	—	—	—	—	—	—	—	—	1-0	1-0	—	—	—	—	—	—	—
Kevin Hager	—	0-1	—	8-9	—	0-3	3-3	—	—	—	—	—	—	11-16	—	—	—
William Jaun	—	—	—	—	1-1	1-2	2-2	—	—	—	4-5	—	—	—	—	—	—
Max Jensen	—	6-3	3-5	—	—	—	—	—	—	—	3-5	—	6-3	—	—	—	—
Luke Johnson	—	—	—	—	—	—	—	0-1	5-8	—	—	—	5-9	—	—	—	—
Jackson Marko	—	—	—	—	—	—	—	—	—	—	—	—	—	—	—	—	—
Kyle Musser	—	4-9	—	—	3-1	0-1	—	—	—	—	4-6	—	—	—	—	—	3-5
Ryan Porter	—	—	0-1	—	2-3	1-3	4-4	—	—	—	—	—	—	—	1-1	0-1	6-9
Mark Quatrani	—	—	8-10	3-6	—	—	—	—	—	10-14	—	—	—	—	—	—	1-2
John Quinlan	10-15	—	—	—	—	—	—	—	—	—	—	—	—	10-15	—	—	—
Jayden Shin	—	—	—	—	—	—	—	—	—	—	—	—	—	—	—	—	—
TJ Swidorski	—	—	—	—	—	0-1	1-1	1-1	0-2	—	—	1-1	0-4	—	—	—	1-0
Beck Urofsky	—	—	—	—	—	—	—	—	—	—	—	—	—	—	—	—	—
Matthew Walters	—	—	—	—	—	—	—	—	—	—	—	—	—	—	—	—	—
Caden Wildman	—	—	—	0-1	3-10	3-0	0-1	5-3	—	—	—	—	—	—	—	11-15	—

RUNS BY INNING																	
	1	2	3	4	5	6	7	8	9	10	11	12	13	14	15	TOTAL	
BIG RED	18	18	22	20	22	39	26	25	1	2	—	—	—	—	—	193	
OPPONENTS	19	23	31	15	41	29	35	30	22	0	—	—	—	—	—	245	
DIFFERENCE	-1	-5	-9	+5	-19	+10	-9	-5	-21	+2	—	—	—	—	—	-52	

VICTORY MARGIN																	
	1	2	3	4	5	6	7	8	9	10	11	12	13	14	15+		
BIG RED	3	—	6	1	—	—	—	—	—	—	1	—	—	—	—		
OPPONENTS	6	—	2	1	1	2	—	—	1	—	—	—	—	1	2		

BIG RED MULTI-RUN INNINGS		
	TIMES	LAST TIME
2 Runs	21	4/19 (G2) at Harvard (7th inning, 1 hit)
3 Runs	17	4/20 at Harvard (5th inning, 3 hits)
4 Runs	1	4/19 (G1) at Harvard (2nd inning, 5 hits)
5 Runs	3	3/29 (G2) vs. Brown (1st inning, 2 hits)
6 Runs	3	4/19 (G2) at Harvard (8th inning, 3 hits)
7 Runs	1	3/15 (G2) at Towson (6th inning, 6 hits)
8 Runs	2	4/20 at Harvard (6th inning, 5 hits)
9 Runs	0	—
10+ Runs	0	—

BIG RED COMEBACK VICTORIES								
DATE	OPPONENT	SITE	LDS	LTS	GO-AHEAD PLAY DETAILS	SBP	SAP	FINAL
3/1 (G1)	UMBC	A	(E2)0-3	(E3)2-4	Jensen two-RBI single	(T5)4-4	6-4	8-7
3/1 (G2)	UMBC	A	(E1)0-7	(E2)2-7	Johnson three-run home run (first collegiate home run)	(T3)6-7	9-7	16-13
3/22 (G2)	* Yale	A	(E1)0-3	(E2)2-3	Davis RBI groundout to 1B unassisted	(T3)3-3	4-3	7-4
3/28 (G2)	* Brown	H	(M5)8-9	(M5)8-9	Quinan two-RBI infield single	(B5)8-9	10-9	13-10
4/20	* Harvard	A	(E5)5-6	(E5)5-6	Quatrani RBI double	(T6)6-6	7-6	14-13
* - Ivy League regular-season game; ^ - walkoff; V/H - Cornell's batting designation; LDS - (inning)largest deficit score (latest listed if there were ties for largest deficit); LTS - (inning)latest trailed score; SBP - (inning)score before go-ahead play; SAP - score after go-ahead play; Note: Bold denotes a Cornell home game.								

2025 GAME-BY-GAME BATTING STATISTICS

DATE	OPPONENT	W/L	SCORE	AB	R	H	RBI	2B	3B	HR	TB	BB	IBB	SB	CS	HBP	SH	SF	GDP	SO	AVG	OBP	SLG	OPS
2/21	at Duke	W	11-8	38	11	10	10	3	1	2	21	5	0	2	0	2	1	1	0	8	.263	.370	.553	.922
2/22	at Duke	L	2-16	31	2	6	2	1	0	0	7	5	0	1	0	2	0	0	1	12	.232	.357	.406	.763
2/23	at Duke	L	1-18	34	1	8	1	1	0	0	9	2	0	0	0	3	0	0	1	9	.233	.350	.359	.709
DUKE SERIES		1-2	14-42	103	14	24	13	5	1	2	37	12	0	3	0	7	1	1	2	29	.233	.350	.359	.709
3/1	at UMBC	W	8-7	41	8	9	8	1	0	2	16	8	0	1	1	0	0	0	1	8	.229	.349	.368	.717
3/1	at UMBC	W	16-13	36	16	11	15	4	0	3	24	11	0	1	0	0	0	0	1	8	.244	.374	.428	.802
UMBC SERIES		2-0	24-20	77	24	20	23	5	0	5	40	19	0	2	1	0	0	0	2	16	.260	.406	.519	.926
3/7	vs. Michigan State	L	2-3	33	2	8	2	1	0	1	12	4	0	0	1	2	1	0	0	8	.244	.372	.418	.790
3/8	vs. UAB	L	12-13	40	12	13	12	2	0	1	18	6	0	1	0	1	0	1	0	13	.257	.379	.423	.802
3/9	at Winthrop	L	4-10	34	4	8	4	0	0	1	11	3	0	1	0	3	0	1	0	7	.254	.375	.411	.786
FIRST PITCH INVITE STATS		0-3	18-26	107	18	29	18	3	0	3	41	13	0	2	1	6	1	2	0	28	.271	.375	.383	.758
3/15	at Towson	L	5-6	30	5	5	4	1	1	1	11	7	0	0	1	0	0	1	0	8	.246	.369	.407	.776
3/15	at Towson	W	18-7	43	18	20	15	4	1	4	38	7	0	3	0	4	0	0	0	8	.272	.394	.464	.858
3/16	at Towson	W	8-5	38	8	14	8	0	0	3	23	4	0	1	0	1	1	0	2	5	.281	.398	.477	.876
TOWSON SERIES		2-1	31-18	111	31	39	27	5	2	8	72	18	0	4	1	5	1	1	2	21	.351	.459	.649	1.108
3/22	at Yale	W	13-12	46	13	17	10	4	0	1	24	9	0	5	1	2	1	0	0	12	.291	.408	.482	.890
3/22	at Yale	W	7-4	35	7	10	7	4	0	0	14	7	1	1	0	1	1	1	1	6	.290	.408	.476	.884
3/23	at Yale	L	3-9	35	3	6	2	4	0	0	10	4	0	1	0	3	0	0	0	11	.282	.402	.463	.865
YALE SERIES		2-1	23-25	116	23	33	19	12	0	1	48	20	1	7	1	6	2	1	1	29	.284	.413	.414	.826
3/29	BROWN	L	4-5	32	4	5	3	2	0	0	7	4	0	0	0	1	0	1	0	11	.275	.394	.449	.842
3/29	BROWN	W	9-6	26	9	5	8	1	0	1	9	9	0	5	0	1	0	2	1	4	.271	.394	.444	.838
3/30	BROWN	W	13-10	31	13	12	13	2	1	1	19	6	0	2	0	3	0	2	0	3	.277	.400	.453	.852
BROWN SERIES		2-1	26-21	89	26	22	24	5	1	2	35	19	0	7	0	5	0	5	1	18	.247	.390	.393	.783
4/4	at Columbia	L	1-10	29	1	4	1	0	0	0	4	3	0	1	0	0	0	0	4	3	.271	.392	.438	.831
4/4	at Columbia	W	7-3	37	7	12	6	3	0	0	15	2	0	2	0	4	0	0	1	8	.274	.394	.436	.830
4/5	at Columbia	L	9-13	36	9	10	8	4	0	1	17	5	0	2	1	0	0	1	0	10	.274	.392	.438	.830
COLUMBIA SERIES		1-2	17-26	102	17	26	15	7	0	1	36	10	0	5	1	4	0	1	5	21	.255	.342	.353	.695
4/13	PENN	L	3-4	35	3	10	3	4	0	1	17	4	0	2	1	2	0	0	1	8	.274	.392	.441	.832
4/13	PENN	L	4-9	35	4	11	3	1	0	2	18	0	0	1	0	1	0	0	2	6	.276	.390	.444	.833
4/14	PENN	L	1-16	33	1	6	1	0	0	1	9	3	0	0	0	0	0	0	0	10	.272	.384	.437	.821
PENN SERIES		0-3	8-29	103	8	27	7	5	0	4	44	7	0	3	1	3	0	0	3	24	.262	.327	.427	.755
4/15	at Binghamton	L	5-8	35	5	9	5	1	0	2	16	11	0	0	1	0	0	0	1	10	.272	.387	.438	.824
4/19	at Harvard	L	5-8	39	5	13	5	3	0	0	16	3	0	2	0	0	0	1	0	7	.274	.386	.437	.823
4/19	at Harvard	L	8-9	33	8	6	5	0	1	2	14	4	0	1	0	1	1	1	0	10	.271	.382	.436	.818
4/20	at Harvard	W	14-13	40	14	16	12	5	0	1	24	3	0	1	1	5	0	1	0	8	.276	.387	.443	.830
HARVARD SERIES		1-2	27-30	112	27	35	22	8	1	3	54	10	0	4	1	6	1	3	0	25	.313	.389	.482	.871
4/25	at Dartmouth																							
4/27	at Dartmouth																							
4/27	at Dartmouth																							
DARTMOUTH SERIES																								
4/29	at Binghamton																							
SEASON VS. BINGHAMTON																								
5/3	PRINCETON																							
5/3	PRINCETON																							
5/4	PRINCETON																							
PRINCETON SERIES																								
SEASON TOTALS				955	193	264	173	56	5	31	423	139	1	37	8	42	6	14	17	221	.276	.387	.443	.830



2025 TEAM STATISTICS (as of 4/24/25)

	STAT	NCAA	IVY
BASE ON BALLS	139	273rd	5th
BATTING AVERAGE	.276	160th	4th
DOUBLE PLAYS	19	255th	6th
DOUBLE PLAYS / GAME	0.70	117th	4th
DOUBLES	56	257th	4th
DOUBLES / GAME	2.07	65th	3rd
EARNED RUN AVERAGE	8.81	276th	8th
FIELDING PERCENTAGE	.976	54th	1st
HIT BATTERS	54	148th	5th
HIT BY PITCH	42	238th	5th
HITS	264	291st	4th
HITS ALLOWED / 9 INN.	9.86	155th	2nd
HOME RUNS	31	205th	2nd
HOME RUNS / GAME	1.15	101st	2nd
ON-BASE PERCENTAGE	.387	143rd	2nd
RUNS	193	276th	4th
SACRIFICE BUNTS	6	270th	5th
SACRIFICE FLIES	14	194th	5th
SCORING	7.1	111th	3rd
SHUTOUTS	—	—	—
SLUGGING PCT.	.443	129th	3rd
STOLEN BASES	37	205th	5th
STOLEN BASES / GAME	1.37	115th	3rd
SO/BB RATIO	0.91	289th	8th
STRIKEOUTS / 9 INN.	6.8	272nd	7th
TRIPLE PLAYS	—	—	—
TRIPLES	5	230th	7th
TRIPLES / GAME	0.19	168th	7th
WHIP	1.93	260th	7th
WIN PERCENTAGE	.407	206th	4th
WALKS / 9 INN.	7.48	291st	8th

2025 INDIVIDUAL LEADERS (as of 4/24/25)

	STAT	NCAA	IVY
BASE ON BALLS PER GAME			
Jakobi Davis	0.85	86th	2nd
John Quinlan	0.85	86th	2nd
DOUBLES PER GAME			
Ryan Porter	0.38	80th	3rd
HIT BATTERS			
Carson Mayfield	16	9th	1st
HIT BY PITCH PER GAME			
Mark Quatrani	0.44	42nd	3rd
Kevin Hager	0.37	95th	4th
HIT BY PITCHES			
Mark Quatrani	12	141st	3rd
HITS ALLOWED PER NINE INNINGS			
Carson Mayfield	6.47	49th	3rd
SACRIFICE BUNTS PER GAME			
Caden Wildman	0.15	91st	4th
SAVES			
William Jaun	2	251st	6th
Chris Ellison	1	483rd	9th
John Hegarty	1	483rd	9th
Sam Keene	1	483rd	9th
TJ Swidorski	1	483rd	9th
SLUGGING PERCENTAGE			
Ryan Porter	.679	89th	1st
WHIP			
Carson Mayfield	1.13	91st	2nd

WE GOT ICE!

► Sophomore catcher **MARK QUATRANI** was hit by two pitches in last Sunday's series finale against Harvard, marking the third time this season that multiple pitches have hit him in a game.

► Quatrani is one of three Big Red players to have been hit by multiple pitches in at least three games during the same season, joining **GLENN MORRIS** (four times in 2003) and **FRANK HAGER** (four times in 2011).

► Entering this weekend with 12 hit by pitches, Quatrani is tied with **RANDY KOCH** (1992), **VINNIE SANTO** (2002), **SETH GORDON** (2006), and **DALE WICKHAM** (2018) for the third-most hit by pitches in a season. Only **MARLIN MCPHAIL** (15 in 1979) and **CHRIS HANSON** (14 in 1995) have been hit by more opposing pitches.

► After being hit 11 times last year as a freshman, Quatrani's 23 career HBPs rank as the fifth-highest total in the Big Red modern era (since 1947), trailing **BRIAN BILLIGEN** (29 in 2009-12), Koch (27 in 1989-92), **ELLIS BITAR** (26 from 2015-18), and Hager (24 in 2009-12).

► Sophomore shortstop **KEVIN HAGER** has also been plunked by 10 pitches this season, marking the first time in the Cornell modern era that multiple hitters have been hit by 10 or more opposing pitches in a season. Hager's 10 hit by pitches is tied with his brother, Frank, for the 11th-most HBPs in a season.

► The Big Red's 42 hit by pitches is tied with the totals from 2008 and 2009 for the fifth-highest HBP total in program history, trailing figures from 2006 (58), 2012 (56), 2024 (55), and 2010 (54).

STARTING OFF STRONG

► Batting leadoff for the first time since March 4, 2023, against Purdue Fort Wayne in Winston-Salem, N.C., senior outfielder **JAKOBI DAVIS** made a significant impact in the Big Red's series finale last Sunday against Harvard, registering the Big Red's first leadoff home run since Wils Guy on March 25, 2022, also against Harvard.

► Each of Cornell's last three leadoff home runs has come against Harvard, with **ADAM SAKS** also hitting a leadoff home run against the Crimson on April 19, 2019.

► Davis became the sixth Big Red player to record a leadoff home run since 2002, joining **SETH GORDON** (April 28, 2004, at Siena), **BRIAN BILLIGEN** (March 22, 2011, at James Madison), and **ELLIS BITAR** (April 24, 2016, at Penn).

DIGGING THE LONG BALL

► Sophomore catcher **MARK QUATRANI** led the Big Red in home runs last season with 11, tying **ERIC KIRBY** (1995) and **ERIK RICO** (2002) for the second-most blasts in a season. Quatrani's 11 home runs were the most by a Cornell freshman player in program history, shattering the previous record held by former infielder **BILL WALKENBACH** — who later became the Big Red's head coach from 2009-15 — for 29 years after his six-home run campaign in 1996.

► With his next home run, Quatrani will officially enter the top 10 in career home runs in Cornell program history, tying Kirby, **RAUL GOMEZ** (1998-01), and **ANDREW LURIA** (1999-02) for the ninth-most home runs in program history (16).

► Entering this weekend, Cornell has hit 31 home runs this season, marking the sixth-most in a single season. Cornell has recorded a top-10 home run total in each of the last four seasons, having achieved 33 round-trippers in 2022 (5th), 30 four-baggers in 2023 (T-7th), and setting the program record for home runs last season with 52 blasts.

CORNELL RECORD BOOK

SINGLE-SEASON HIT BY PITCH RECORDS
Cornell Modern Era (Since 1947)

RK	PLAYER	SEASON	HBP
1.	Marlin McPhail	1979	15
2.	Chris Hanson	1995	14
3.	Randy Koch	1992	12
	Vinnie Santo	2002	12
	Seth Gordon	2006	12
	Dale Wickham	2018	12
►	Mark Quatrani	2025	12
8.	Randy Koch	1991	11
	Brenton Peters	2012	11
►	Mark Quatrani	2024	11
11.	Frank Hager	2011	10
►	Kevin Hager	2025	10

SINGLE-SEASON HIT BY PITCH RECORDS
Cornell Modern Era (Since 1947)

RK	SEASON	HBP
1.	2006	58
2.	2012	56
3.	2024	55
4.	2010	54
5.	2008	42
	2009	42
►	2025	42

CORNELL RECORD BOOK

LEADOFF HOME RUNS HIT BY CORNELL
Since 2002 Season

PLAYER	DATE, OPPONENT
Seth Gordon	4/28/2004, at Siena
Brian Billigen	3/22/2011, at James Madison
Ellis Bitar	4/24/2016, at Penn
Adam Saks	4/19/2019, at Harvard
Wils Guy	3/25/2022, vs. Harvard
► Jakobi Davis	4/20/2025, at Harvard

CORNELL RECORD BOOK

MOST CAREER HOME RUNS
Cornell Program History

RK	SEASON	CAREER	HR
1.	Chris Cruz	2011-14	25
T2.	Gary Kaczor	1977-80	21
	Bill Walkenbach	1995-98	21
T4.	Brian Kaufman	2005-08	20
	Brian Billigen	2009-12	20
6.	Nathan Waugh	2022-24	18
T7.	Marlin McPhail	1979-82	17
	Erik Rico	1999-02	17
T9.	Eric Kirby	1993-95, 1997	16
	Raul Gomez	1998-01	16
	Andrew Luria	1999-02	16
T12.	John DeMayo	1979-82	15
	Mike Kalfopoulos	1982-85	15
►	Max Jensen	2022-Pres.	15
►	Mark Quatrani	2024-Pres.	15

BIG RED TRENDS

CATEGORY	2025	UNDER PEPICELLI	STREAK
Overall	11-16	112-183-1	Won 1
Ivy League Games	6-9	63-97	Won 1
Non-Conference Games	5-7	49-86-1	Lost 1
vs. Power 4 Opponent	1-3	4-26	Lost 3
vs. Non-Power 4 Opponent	4-4	45-60-1	Lost 1
Home Games	2-4	36-53-1	Lost 3
Away Games	9-10	69-120	Won 1
Neutral Site Games	0-2	7-10	Lost 4
Day Games <small>(before 5 p.m.)</small>	11-15	107-174-1	Won 1
Night Games <small>(5 p.m. or later)</small>	0-1	5-9	Lost 2
February	1-2	2-21	Lost 2
March	8-6	43-66	Won 2
April	2-8	53-82-1	Won 1
May	0-0	14-14	Lost 2
Cornell Scores 0-2 Runs	0-5	7-78	Lost 23
Cornell Scores 3-5 Runs	0-8	24-69-1	Lost 10
Cornell Scores 6-9 Runs	5-2	42-32	Lost 2
Cornell Scores 10+ Runs	6-1	39-4	Won 4
Cornell Allows 0-2 Runs	0-0	35-8	Won 6
Cornell Allows 3-5 Runs	3-3	41-38-1	Won 1
Cornell Allows 6-9 Runs	4-6	29-71	Lost 5
Cornell Allows 10+ Runs	4-7	7-66	Won 1
Leading after Six Innings	10-3	85-16	Won 1
Trailing after Six Innings	0-10	21-152	Lost 10
Tied after Six Innings	1-3	6-15-1	Lost 3
Leading after Seven Innings	9-1	77-9	Won 1
Trailing after Seven Innings	0-13	15-145	Lost 20
Tied after Seven Innings	0-2	7-10-1	Lost 2
Leading after Eight Innings	7-2	80-6	Won 1
Trailing after Eight Innings	0-12	7-148	Lost 19
Tied after Eight Innings	1-2	9-10-1	Lost 2
Big Red With No Home Runs	2-6	38-112	Lost 1
Big Red Hit a Home Run	9-10	74-71-1	Won 1
Hits One Home Run	4-7	42-57-1	Won 1
Hits Multiple Home Runs	5-3	31-14	Lost 3
Big Red Has No Errors	4-7	41-50	Lost 3
Big Red Has an Error	7-9	71-133-1	Won 1
Commits One Error	6-3	43-50-1	Won 1
Commits Multiple Errors	1-6	28-83	Lost 2
Out-hit Opponent	8-7	87-31	Lost 4
Out-hit by Opponent	3-9	19-143-1	Won 1
Hits Equal	0-0	6-9	Won 1
Big Red Scores First	8-5	70-59-1	Won 1
Opponent Scores First	3-11	42-124	Lost 5
Extra-Inning Games	2-0	9-11-1	Won 2
One-Run Games	3-6	29-41	Won 1
Two-Run Games	0-0	20-23	Lost 1
Five-Plus-Run Games	1-7	31-83	Lost 4
Shutouts	0-0	6-20	Lost 5

REACHING THE CENTURY MARK

► Junior right-handed pitcher **CARSON MAYFIELD** and junior left-handed pitcher **NOAH KELLER** each surpassed the century mark for strikeouts during the Big Red's three-game series against Penn (April 13-14).

► Mayfield raised his career strikeout total to 108 after striking out five Harvard batters in the opening game of last Saturday's doubleheader. The 108 strikeouts currently rank as the 34th-most by a Cornell pitcher in the Big Red's modern era (since 1947). He needs three more strikeouts to enter a four-way tie with **IVAN TYLAWSKY** (1965-67), **JOHN DOUGHERTY** (1970-72), and **BOB DUTKOWSKY** (1975-77) for the 31st-most strikeouts.

► Should Mayfield match his career high of eight strikeouts this weekend against Dartmouth, he would tie **PAUL BALESTRIERI** (2014-17) for the 25th-most strikeouts in program history.

► Keller, whose last outing came against Binghamton on April 15, registered one strikeout in relief against the Bearcats, increasing his career total to 102, which is tied with **DAN BAYSINGER** (2001-04) for the 39th-highest total on the Big Red's strikeout list.

► Mayfield and Keller are the first pair of Big Red teammates to simultaneously achieve at least 100 strikeouts since **TIM WILLITTES** (130 — 2014-18) and Balestrieri (116 — 2014-17) in 2017.

THESE CLEATS WERE MADE FOR WALKING

► Through the completion of Tuesday's games, Cornell ranks 77th in walks per game in Division I baseball, averaging 5.15 walks per game (139 walks in 27 games).

► In the Big Red's modern era, dating back to 1947, Cornell's 5.15 walks per game average stands as the third-highest rate in program history among seasons with at least 25 games played. Cornell has also averaged at least five walks per game on two other occasions: 1969 (160 BB in 29 games — 5.52) and 1971 (204 BB in 37 games — 5.51).

► Cornell has drawn at least five walks in 13 games this season, highlighted by its season-high of 11 walks against UMBC (March 1) and Binghamton (April 15).

► Since the start of Ivy League play, Cornell has drawn five or more walks in five of its 15 Ancient Eight contests, highlighted by nine-walk performances against Yale (second game of March 22 doubleheader) and Brown (first game of March 29 doubleheader).

► Senior outfielders **JOHN QUINLAN** and **JAKOBI DAVIS** head into this weekend ranked among the top 85 nationally in walks per game, with averages of 0.85. Cornell is one of 16 Division I baseball programs with multiple players drawing at least 0.85 walks per game, joining VMI (four), Duke, Fairfield, and Miami (Ohio) (three), while Cincinnati, Clemson, Delaware, Grambling, Longwood, Northwestern State, Oklahoma, Ole Miss, Rhode Island, West Virginia, and Wright State each have two representatives.

WHEN IT RUNS, IT POURS

► Cornell has scored 193 runs in its 27 games this season, which is the third-most runs scored through 27 games in a season, behind the outputs from 1900 (200) and 1991 (203).

► The Big Red's average of 7.15 runs per game entering this weekend is the third-highest for a single season, with at least 25 games played, trailing figures set in 1891 (9.28 — 232R in 25G) and 1900 (7.45 — 246R in 33G).

► Of the Big Red's 193 runs, 153 have come in innings with multiple runs, accounting for 79.3 percent of the team's scoring production. Including last year's totals, 81.6 percent of Cornell's runs (378 of 463) have come in multi-run frames.

► The Big Red has registered a multi-run inning in 28 of its last 32 contests, dating back to last season. The only games without a multi-run inning were against No. 17-ranked Duke (Feb. 23), Michigan State (March 7), Columbia (April 4), and Penn (April 14).

CORNELL RECORD BOOK			
MOST CAREER STRIKEOUTS BY A PITCHER <i>Cornell Modern Era (Since 1947)</i>			
RK	PLAYER	CAREER	SO
1.	Greg Myers	1979-82	217
2.	Steve Hamrick	1973-74	203
25.	Paul Balestrieri	2014-17	116
26.	Ted Thelander	1955, 57-58	115
	Dan Gala	2001, 03-05	115
28.	Brian McAfee	2012-15	114
29.	Mike Murphy	1976-79	112
	Rich DeSa	1984-87	112
31.	Ivan Tylawsky	1965-67	111
	John Dougherty	1970-72	111
	Bob Dutkowsky	1975-77	111
► 34.	Carson Mayfield	2023-Pres.	108

CORNELL RECORD BOOK			
HIGHEST WALKS PER GAME AVERAGES <i>Cornell Modern Era (Min. 25 GP) (Since 1947)</i>			
SEASON	GP	BB	BB/G
1969	29	160	5.52
1971	37	204	5.51
► 2025	27	139	5.15
1991	40	197	4.93
1970	38	179	4.71
1988	47	217	4.62
2018	37	169	4.57
1998	37	166	4.49
2022	36	159	4.42

CORNELL RECORD BOOK			
MOST RUNS THROUGH 27 GAMES OF SEASON <i>Cornell Program History</i>			
SEASON	RUNS	RPG	
1991	203	7.52	
1900	200	7.41	
► 2025	193	7.15	
2012	191	7.07	
2024	190	7.04	
MOST RUNS PER GAME IN A SEASON <i>Cornell Program History (Min. 25 GP)</i>			
SEASON	GP	RUNS	RPG
1891	25	232	9.28
1900	33	246	7.45
2025	27	193	7.15
2024	38	270	7.11

IVY WEEKLY HONORS

DATE	AWARD	PLAYER (SCHOOL)
Feb. 24	Player	Kevin Hager (Cornell)
	Pitcher	Carson Mayfield (Cornell)
	Rookie	Sebastian Haggard (Penn)
March 3	Player	Max Jensen (Cornell)
	Pitcher	Sean Episcopo (Princeton)
	Rookie	Jack Ohman (Yale)
March 10	Player	Alec Atkinson (Yale)
	Pitcher	Carson Mayfield (Cornell)
	Rookie	Jack Ohman (Yale)
March 17	Player	Ryan Porter (Cornell)
	Pitcher	Sean Episcopo (Princeton)
	Rookie	Jack Dauer (Yale)
March 24	Player	Cole Fellows (Columbia)
	Pitcher	Jack Ohman (Yale)
	Rookie	Christian Butera (Brown)
March 31	Player	Ethan Brown (Dartmouth)
	Pitcher	Jack Ohman (Yale)
	Rookie	Jack Dauer (Yale)
April 7	Player	Gio Colasante (Harvard)
	Pitcher	Thomas Shurtleff (Penn)
	Rookie	Jack Ohman (Yale)
April 15	Player	Gavin Collins (Penn)
	Pitcher	Truman Pauley (Harvard)
	Rookie	Jack Ohman (Yale)
April 21	Player	Anton Lazits (Columbia)
	Pitcher	Noah Millikan (Penn)
	Rookie	Liam Wilson (Harvard)

STANDINGS AND SCHEDULES

as of 4/24/25		IVY LEAGUE				OVERALL						
OPPONENT	W-L	PCT	GB	STREAK	W-L	PCT	STREAK	HOME	AWAY	NEUTRAL	RPI	
Penn	11-4	.733	—	L2	18-14	.563	W1	9-5	9-9	0-0	137	
Columbia	11-4	.733	—	W4	19-16	.543	W6	10-1	9-15	0-0	112	
Yale	10-5	.667	1.0	W2	23-12	.657	W3	12-4	11-8	0-0	138	
Princeton	6-8	.429	4.5	L2	10-25	.286	L2	5-4	5-19	0-2	280	
Cornell	6-9	.400	5.0	W1	11-16	.407	W1	2-4	9-10	0-2	198	
Harvard	5-9	.357	5.5	L1	8-22	.267	L1	5-2	2-14	1-6	267	
Brown	5-10	.333	6.0	W2	9-22	.290	L1	4-4	5-18	0-0	283	
Dartmouth	5-10	.333	6.0	L5	8-21	.276	W1	5-3	3-18	0-0	271	

PAST WEEK'S RESULTS

Tuesday, April 15

Binghamton 8, Cornell 5

Columbia 18, Fairfield 7

Harvard 19, Stonehill 4

Quinnipiac 5, Yale 4

Wednesday, April 16

Princeton 20, Rider 8

Dartmouth 9, Siena 8

THIS WEEK'S RESULTS

Tuesday, April 22

Dartmouth 9, Holy Cross 4

Wednesday, April 23

Penn 20, Rider 16

Rhode Island 12, Brown 4

Columbia 6, Stony Brook 3

Yale 7, Stonehill 6

Saturday, April 19

Harvard 8-9, Cornell 5-8

Columbia 8-16, Dartmouth 6-10

Penn 4, Yale 3 (10 inn.)

Yale 7, Penn 4

Princeton 8, Brown 6

Brown 7, Princeton 4

Sunday, April 20

Cornell 14, Harvard 13

Brown 12, Princeton 8 (10 inn.)

Columbia 9, Dartmouth 8

Yale 8, Penn 4

THIS WEEKEND'S SCHEDULE

Sunday, April 27

All games are scheduled doubleheaders

Cornell at Dartmouth, 11:30 a.m.

Harvard at Brown, 11:30 a.m.

Columbia at Penn, 11:30 a.m.

Princeton at Yale, 11:30 a.m.

Monday, April 28

Princeton at Yale, 12:00 a.m.

IVY LEAGUE PRESEASON POLL

► The Ivy League preseason poll was announced Feb. 18 with Columbia pitted as the unanimous favorite following a vote of 16 pollsters, comprised of two representatives from each of the eight Ivy League programs.

► Penn finished right behind Columbia in second place, serving as the lone other Ancient Eight program to receive over 100 points. Cornell was tabbed third while Princeton was selected to finish fourth, rounding out the projected field for the second annual Ivy League Tournament. Rounding out the poll was Yale (69 points), Harvard (59 points), Dartmouth (30 points), and Brown (21 points).

► Cornell's third-place projection was the program's highest preseason ranking in the annual Ivy League's preseason poll since its inception before the beginning of the 2018 campaign.

ONE LAST GO-AROUND

► A staple of the Big Red baseball program since 1991, Cornell baseball associate head coach **TOM FORD** announced Dec. 19 that the 2025 season — his 35th with the program — will serve as his final year on the Big Red coaching staff.

► "It has been a privilege to work with the Cornell baseball program for as long as I have. The experience has been rewarding for so many reasons. Having said that, I will be retiring after the spring season," Ford said. "For years, my family has been so supportive and have always planned their schedule around mine. It is time for me to plan my schedule around them."

► "It has been an honor to coach a group of such outstanding young men. I want to express my sincere appreciation to the players. I can't put into words how much they have meant to me. There are so many great memories and relationships built that I will never forget. I hope they got as much out of this program as I did. I also want to thank the alums and donors who keep this program alive. Your loyalty is remarkable and helps a great deal."

► Across Ford's 34 years on Cornell's coaching staff, he has coached 128 All-Ivy honorees, including 30 first-team and 44 second-team selections. He has also been on staff for all three Ivy League Rookies of the Year, including last year's winner **MARK QUATRANI**.

► "Tom has been a tremendous representative of our program," stated **DAN PEPICELLI**, who is in his 10th season as the Ted Thoren Head Coach of Cornell Baseball. "Nobody has been more committed than Coach Ford to developing our guys into better players and men. He has been an absolute rock of stability and wisdom in our program. I have relied on him for so much guidance and valued our relationship. We will miss him after this season."

IVY PRESEASON POLL

2025 IVY LEAGUE PRESEASON POLL

Two Votes Per Program

SCHOOL (First-Place Votes)	POINTS
1. Columbia (16)	128
2. Penn	101
► 3. Cornell	88
4. Princeton	80
5. Yale	69
6. Harvard	59
7. Dartmouth	30
8. Brown	21

SERIES HISTORY



SERIES HISTORY

DARTMOUTH LEADS, 101-89-1

Ithaca, N.Y. (Booth Field):	52-44 (3-0)
Hanover, N.H. (Red Rolfe Field):	34-54-1 (23-27)
Neutral Sites:	3-3
Under Dan Pepicelli:	10-9

SCORING RECORDS

CORNELL		DARTMOUTH	
Ithaca:	17	Ithaca:	20
COR, 17-2 (3/30/2024)		DART, 20-5 (4/12/2003)	
Hanover:	14	Hanover:	14
COR, 14-12 (5/2/2009)		DART, 14-11 (4/5/2009)	
Neutral Site:	12	Neutral Site:	12
COR, 12-3 (4/7/2007)		DART, 12-11 (4/9/2001)	

RESULTS OF LAST 60 GAMES

DATE	SITE	SCORE
4/4/1998	Ithaca, N.Y.	W, 11-1 (7 inn.)
4/10/1999	Hanover, N.H.	L, 7-9 (7 inn.)
4/10/1999	Hanover, N.H.	W, 5-1 (7 inn.)
4/3/2000	Ithaca, N.Y.	L, 3-5 (7 inn.)
4/3/2000	Ithaca, N.Y.	W, 3-1
4/9/2001	Hamden, Conn.	L, 11-12 (7 inn.)
4/9/2001	Hamden, Conn.	L, 4-11
4/8/2002	Ithaca, N.Y.	L, 4-11 (7 inn.)
4/8/2002	Ithaca, N.Y.	W, 3-2
4/12/2003	Ithaca, N.Y.	L, 5-20 (7 inn.)
4/12/2003	Ithaca, N.Y.	L, 5-7 (11 inn.)
4/14/2004	Ithaca, N.Y.	L, 1-8 (7 inn.)
4/14/2004	Ithaca, N.Y.	L, 6-13
4/10/2005	Hanover, N.H.	L, 2-6 (7 inn.)
4/10/2005	Hanover, N.H.	L, 3-4
4/1/2006	Ithaca, N.Y.	W, 2-1 (7 inn.)
4/1/2006	Ithaca, N.Y.	L, 6-16
4/7/2007	Princeton, N.J.	W, 4-2 (7 inn.)
4/7/2007	Princeton, N.J.	W, 12-3
3/30/2008	Ithaca, N.Y.	L, 1-11 (7 inn.)
3/30/2008	Ithaca, N.Y.	L, 11-18
4/5/2009	Hanover, N.H.	L, 8-13 (7 inn.)
4/5/2009	Hanover, N.H.	L, 11-14
5/2/2009	Hanover, N.H.	L, 6-8
5/2/2009	Hanover, N.H.	W, 14-12
5/3/2009	Hanover, N.H.	L, 0-10
4/3/2010	Ithaca, N.Y.	W, 2-0 (7 inn.)
4/3/2010	Ithaca, N.Y.	L, 1-16
4/9/2011	Hanover, N.H.	L, 2-3 (10 inn.)
4/9/2011	Hanover, N.H.	L, 2-4
4/1/2012	Ithaca, N.Y.	W, 2-0 (7 inn.)
4/2/2012	Ithaca, N.Y.	W, 5-2
5/5/2012	Ithaca, N.Y.	W, 11-3
5/5/2012	Ithaca, N.Y.	L, 1-7
5/6/2012	Ithaca, N.Y.	W, 3-1 (11 inn.)
4/7/2013	Hanover, N.H.	L, 0-1
4/7/2013	Hanover, N.H.	W, 3-0 (7 inn.)
3/29/2014	Ithaca, N.Y.	W, 3-2 (7 inn.)
3/29/2014	Ithaca, N.Y.	L, 4-5 (11 inn.)
4/4/2015	Hanover, N.H.	W, 1-0 (7 inn.)
4/4/2015	Hanover, N.H.	L, 5-8
4/20/2016	Ithaca, N.Y.	L, 3-9 (7 inn.)
4/20/2016	Ithaca, N.Y.	L, 1-3
4/9/2017	Hanover, N.H.	W, 2-0 (7 inn.)
4/9/2017	Hanover, N.H.	L, 0-5
4/14/2018	Ithaca, N.Y.	L, 2-4
4/14/2018	Ithaca, N.Y.	W, 8-3
4/15/2018	Ithaca, N.Y.	L, 3-5
5/4/2019	Hanover, N.H.	W, 8-6
5/4/2019	Hanover, N.H.	W, 2-1
5/5/2019	Hanover, N.H.	L, 1-6
4/23/2022	Ithaca, N.Y.	W, 12-7
4/23/2022	Ithaca, N.Y.	L, 2-12
4/24/2022	Ithaca, N.Y.	L, 8-10
5/6/2023	Hanover, N.H.	W, 6-2
5/6/2023	Hanover, N.H.	W, 7-2
5/7/2023	Hanover, N.H.	L, 2-3
3/30/2024	Ithaca, N.Y.	W, 7-5
3/30/2024	Ithaca, N.Y.	W, 17-2
3/31/2024	Ithaca, N.Y.	W, 11-4

SCOUTING DARTMOUTH

- Dartmouth enters this weekend with an overall record of 8-21 and is tied with Harvard for seventh place in the Ivy League standings with its 5-10 Ivy League mark.
- The Big Green are coming off a 9-4 victory over Holy Cross on Tuesday in Worcester, Mass., which concluded its eight-game road trip. Seven of Dartmouth's final eight regular-season games will be held at Red Rolfe Field at Biondi Park, with the lone road game being a contest against Merrimack this Wednesday, April 30.
- Junior infielder Taer Rodriguez, who ranks third overall among qualified Ivy League hitters with his .356 average, is hitting .381 in Ivy League contests (24H in 63AB), good for the sixth-best figure in conference play. Rodriguez's 24 hits in Ancient Eight play are tied with Brown's Mika Petersen and Columbia's Cole Fellows for the second-most hits in conference play, trailing Fellows' teammate, Sam Miller (29).
- Rodriguez also enters this weekend riding an Ivy League-leading 16-game hitting streak, five games better than Yale's Kaiden Dossa's 11-game streak, and has a base knock in 21 of his last 22 contests.
- Ethan Brown is right behind Rodriguez with a .371 average in Ivy League play (23H in 62AB), making Dartmouth one of three Ivy League teams with multiple players ranking in the top 10 in conference batting average, joined by Penn (four) and Columbia (two).

119 YEARS, 301 MILES, 191 MEETINGS

- Cornell and Dartmouth have met 191 times prior to this weekend's series in Hanover, dating back to the first meeting between the Ancient Eight rivals at Percy Field in Ithaca on April 10, 1906.
- Despite Cornell winning five of the last six meetings, dating back to the 2023 season, Dartmouth owns the advantage in the series, 101-89-1.
- After sweeping last year's three-game regular-season series against Dartmouth at Booth Field, Cornell is looking to register its first four-game win streak over the Big Green since collecting wins in five straight games between May 7, 1983, and May 5, 1985.
- Cornell is also looking to claim its third consecutive series victory over Dartmouth, a feat not accomplished since it won seven straight regular-season series between 1976 and 1982, which came during the Big Red's program record 11-game win streak over Dartmouth. The Big Red and Big Green only played once during the streak in the 1977, 1978, and 1981 seasons.

CORNELL RECORD BOOK

LONGEST WIN STREAKS OVER DARTMOUTH
Cornell Program History

GAMES	START	END
11 games	May 15, 1976	May 7, 1982
5 games	May 7, 1983	May 5, 1985
3 games	April 10, 1906	May 7, 1910
3 games	May 27, 1949	May 23, 1951
3 games	May 6, 1990	May 4, 1991
3 games	April 1, 1994	April 10, 1995
3 games	April 1, 2012	May 5, 2012
► 3 games	March 30, 2024	Present

CORNELL VS. DARTMOUTH

PLAYER	GP	GS	AB	R	H	2B	3B	HR	RBI	BB	HBP	SO	SF	SH	SB	AVG	OBP	SLG	
Caden Wildman	3	3	10	4	5	0	0	0	3	3	1	1	0	0	0	.500	.643	.500	
John Quinlan	6	6	25	10	12	2	0	1	4	6	1	5	0	0	3	.480	.594	.680	
Mark Quatrani	2	2	9	3	4	0	0	3	9	0	0	0	0	0	0	.444	.444	1.444	
Kevin Hager	1	1	5	2	2	0	0	1	1	0	0	0	0	0	0	.400	.400	1.000	
Jakobi Davis	6	6	22	7	8	1	0	1	1	1	0	5	0	2	3	.364	.391	.545	
Max Jensen	9	9	39	9	13	3	1	1	8	3	2	8	0	0	2	.333	.409	.538	
Ryan Porter	3	3	13	2	4	0	0	0	4	0	0	4	1	0	3	.308	.286	.308	
Kyle Musser	1	1	4	0	1	0	0	0	0	0	0	0	0	0	0	.250	.250	.250	
TJ Swidorski	5	5	17	3	4	1	0	0	1	2	2	3	0	0	1	.235	.381	.294	
Owen Carlson	2	0	3	0	0	0	0	0	0	0	0	1	0	0	0	.000	.000	.000	
Luke Johnson	2	0	1	1	0	0	0	0	0	0	1	1	0	0	0	.000	.500	.000	
TOTALS	40	36	148	41	53	7	1	7	31	15	7	28	1	2	12	.358	.439	.561	
PLAYER	W-L	ERA	APP	GS	CG	SHO	SV	IP	H	R	ER	BB	SO	AVG	WP	HP	BK	SF	SH
John Gerfen	0-0	0.00	2	0	0	0/0	0	1.2	1	0	0	0	1	.143	0	0	0	0	0
Beck Urofsky	0-0	0.00	1	0	0	0/0	1	4.0	2	0	0	1	0	.133	0	0	0	0	0
Nathaniel Jennewein	0-0	0.00	1	0	0	0/0	0	2.0	1	0	0	2	1	.167	0	0	0	0	0
Ethan Hamill	2-0	0.75	2	2	0	0/0	0	12.0	6	2	1	7	4	.154	0	0	0	0	0
Noah Keller	0-0	2.70	2	2	0	0/0	0	10.0	16	4	3	6	4	.400	0	0	1	0	0
Ryan Porter	0-0	3.38	3	0	0	0/0	1	2.2	1	1	1	5	1	.167	0	1	0	0	1
Huxley Holcombe	0-0	4.50	1	0	0	0/0	0	2.0	2	1	1	2	0	.333	1	0	0	1	0
Carson Mayfield	1-0	5.14	3	1	0	0/0	1	7.0	9	4	4	3	6	.310	1	0	0	0	0
Chris Ellison	0-0	9.00	3	1	0	0/0	0	6.0	10	6	6	3	3	.370	0	0	0	0	1
TOTALS	3-0	3.04	18	6	0	0/0	3	47.1	48	18	16	29	20	.274	2	1	1	1	2

BOOTH FIELD



► After spending over 100-plus years at Hoy Field, Cornell's legendary, and storied, on-campus field, the Cornell baseball team officially moved to Booth Field, the program's brand-new, \$17.5 million off-campus facility on Friday, April 21, 2023.

► Booth Field is named in honor of former Cornell pitcher **RICH BOOTH** '82, who has shown "extraordinary leadership and generosity — much of its anonymous — over the last four decades."

► The facility features many state-of-the-art amenities for the Cornell baseball team, including a 1500-sqare foot team room and lounge, 1500-square foot locker room, and a 7000-square foot indoor area for batting cages and pitching mounds. A nutrition station, Hall of Fame area, and a coaches room is included at the facility, which was completed this past summer.

YEAR-BY-YEAR RESULTS

SEASON	RECORD	W%	RF	RA	+/-
2023	1-5	.167	31	48	-17
2024	7-5	.583	86	92	-6
2025	2-4	.333	34	50	-16
TOTALS	10-14	.417	151	190	-39

BOOTH FIELD FIRSTS (ALL INSTANCES OCCURRED ON 4/21/23 UNLESS DENOTED)

GAME: Friday, April 21, 2023 (Princeton 11, Cornell 8)
CORNELL WIN: April 28, 2023 (Game 2)
 Cornell 11, Penn 9
ATTENDANCE: 397
TIME OF GAME | TEMPERATURE: 2:21 | 84°F
FIRST PITCH: 3:33 p.m. by Spencer Edwards, Cornell; fastball, ball
BATTER: Matt Scannell, Princeton (homered)
PLATE UMPIRE: Mike Lum
HIT: Home run by Matt Scannell, 1st inning, none on
RUN: Matt Scannell, Princeton (homered)
SINGLE: Brendan Cumming, Princeton, 1st inning
DOUBLE: Max Jensen, Cornell, 1st inning
TRIPLE: Jakobi Davis, Cornell, 2nd inning
FIRST RBI: Matt Scannell, Princeton, 1st inning (homered)
HOME RUN: Matt Scannell, Princeton, (1st inning off Spencer Edwards)

CORNELL HOME RUN: Sam Kaplan (two-run), 5th inning, off Princeton's Jackson Emus
TWO-RUN HOME RUN: Kyle Vinci, Princeton, (4th inning off Spencer Edwards)
CORNELL TWO-RUN HOME RUN: Sam Kaplan, 5th inning, off Princeton's Jackson Emus
THREE-RUN HOME RUN: Kyle Vinci, Princeton, (7th inning off Carson Mayfield)
CORNELL THREE-RUN HOME RUN: Joe Hollerbach, (4/28/23, 3rd inning, off Penn's Cole Zaffiro)
GRAND SLAM: Kyle Vinci, Princeton, 4/8/23, (7th inning off Von Baker)
CORNELL GRAND SLAM: Nathan Waugh, 3/30/24, (2nd inning, off Dartmouth's Marco Dumsky)
PINCH-HIT HOME RUN: Never happened
INSIDE-THE-PARK HOME RUN: Never happened
WINNING PITCHER: Jackson Emus, Princeton (starter)
LOSING PITCHER: Spencer Edwards, Cornell (starter)
SAVE: Jacob Faulkner, Princeton

PUTOUT: Matt Barnhorst, Cornell (first out of 6-4-3 DP)
ASSIST: Ryan Porter, Cornell (GIDP to shortstop)
ERROR: Noah Granet, Princeton, fielding
CG SHUTOUT: Tom Chmielewski, Princeton, 4/8/23
9-INNING CG SHO: Has not happened
WALK: Cornell's John Quinlan by Princeton's Jackson Emus, 1st inning
STRIKEOUT: Princeton's Kyle Vinci by Cornell's Spencer Edwards, 1st inning
STOLEN BASE: Scott Bandura, Princeton, 4th inning
DOUBLE PLAY: Porter-Barnhorst-Jensen, Cornell, 1st inn.
TRIPLE PLAY: Has not happened
BALK: Noah Keller, Cornell, 3/30/24 (G2), vs. Dartmouth
ONE-HITTER: Has not happened
NO-HITTER: Has not happened
EXTRA-INNING GAME: 4/20/24 (G2) vs. Yale (W, 10-9 — 10 inn.)



DAN PEPICELLI

10TH SEASON AT CORNELL

Years in Role: 10th Season as Head Coach

College: SUNY Cortland '90

Coaching Location: Dugout

DAN PEPICELLI, the Ted Thoren Head Coach of Cornell Baseball, was named the 17th head coach in Cornell baseball history on Aug. 10, 2015, and is entering his 10th season at the helm of the Cornell baseball program.

Pepicelli's 111 wins as the Big Red's head coach stand as the fourth-most in program history, trailing **TED THOREN** (515), **TOM FORD** (264), and **BILL WALKENBACH** (130).

Under Pepicelli's tutelage, Cornell has produced 25 All-Ivy League selections — including eight First Team and eight Second Team selections. Four Big Red players have also been selected in the Major League Baseball Amateur Draft.

Before his arrival on East Hill, Pepicelli spent six seasons at Clemson where he had three coaching titles during his six-year stay. The final three years with the Tigers were as the associate head coach.

He became the Tigers' first pitching coach to lead a staff to Omaha in his first season with the squad. That year, Clemson's pitching staff posted the first of four consecutive seasons with a sub-4.00 ERA. Pepicelli recruited and developed Matt Crownover, who earned freshman All-America accolades in 2013 and ACC Pitcher of the Year honors in 2015, and was instrumental in assembling *Baseball America's* ninth-ranked recruiting class in 2015. Ten Clemson pitchers were selected in the Major League Baseball Amateur Draft in Pepicelli's tenure at Clemson.

By joining the Big Red, Pepicelli returned home to upstate New York, where he previously had 11 years of head coaching experience at the Division III level between St. John Fisher and Hartwick.

After serving as an assistant coach for three seasons at Hartwick, Pepicelli was promoted to head coach for the 1999 season. Following his two-year tenure at Hartwick, Pepicelli was head coach and assistant athletic director at St. John Fisher for nine seasons (2001-09). Pepicelli was a two-time Empire 8 Coach of the Year (2001, 2007), with the latter coming when the Cardinals advanced to the NCAA Division III College World Series for the first time in program history.

Pepicelli's teams at St. John Fisher had winning records in each of his last seven seasons. His team garnered national recognition for sportsmanship in 2008 after a line-drive foul ball struck the opposing team's third-base coach in the head during the ninth inning of the play-in game of the 2008 ECAC Upstate Championship. Despite the fact the Cardinals were trailing, Pepicelli and the Cardinals elected to concede the game, ending any hope of clinching a berth an NCAA Tournament berth. The Committee on Sportsmanship and Ethical Conduct presented Pepicelli's team with the NCAA All-Divisions Sportsmanship Award.

Along with being the baseball coach at St. John Fisher, Pepicelli was the head strength and conditioning coach where he spent three years on the NCAA Competitive Safeguards Committee. He is a certified strength and conditioning specialist and is a member of the National Strength & Conditioning Association.

A native of Schenectady, N.Y., Pepicelli is married to the former Robyn Molloy, who played for and served as an assistant coach with the Syracuse women's soccer team. The couple has a daughter, Mia, and a son, Owen.

24

PEPICELLI'S FILE

COACHING EXPERIENCE

1988	Mohawk Valley CC (Volunteer Assistant)
1996-98	Hartwick (Assistant Coach)
1999-2000	Hartwick (Head Coach)
2001-09	St. John Fisher (Head Coach)
2010	Clemson (Assistant Coach)
2011-12	Clemson (Assistant Head Coach)
2013-15	Clemson (Associate Head Coach)
2016-Pres.	Cornell (Head Coach)

PLAYING EXPERIENCE

1986-87	Mohawk Valley Community College
1990	SUNY Cortland
1991	SUNY Oneonta

EDUCATION

SUNY Cortland

B.S., Economics and Management Science, 1990

COACHING CAREER

SEASON	RECORD	W%	CONF.	W%
HARTWICK (1999-2000)				
1999	9-22	.290	—	—
2000	12-18	.400	3-3	.500
TOTALS	21-40	.344	3-3	.500

ST. JOHN FISHER (2001-09)				
2001	19-14	.576	6-2	.750
2002	15-19	.441	3-3	.500
2003	16-16	.500	4-4	.500
2004	27-14	.659	4-4	.500
2005	22-15	.595	5-3	.625
2006	26-15	.634	9-7	.563
2007	28-13	.683	7-5	.583
2008	25-14-2	.634	9-7	.563
2009	22-17	.564	8-8	.500
TOTAL	200-137-2	.593	55-43	.561

CORNELL (2016-PRES.)				
2016	14-24	.368	7-13	.350
2017	21-17	.553	9-11	.450
2018	14-22-1	.392	9-12	.429
2019	14-24	.368	8-13	.381
2020	1-8	.111	—	—
2021	— NO SEASON (COVID-19 PANDEMIC) —			
2022	11-25	.306	5-16	.238
2023	9-26	.257	8-13	.381
2024	17-21	.447	11-10	.524
2025	11-16	.407	6-9	.400
TOTALS	112-183-1	.380	63-96	.396
OVERALL	333-360-3	.481	121-142	.460



#14

TOM FORD

ASSOCIATE HEAD COACH
35TH SEASON AT CORNELL



#27

JOHN TOPPA

ASSISTANT COACH
3RD SEASON AT CORNELL



#35

ROBBY FARIS

ASSISTANT COACH
1ST SEASON AT CORNELL

2025 INDIVIDUAL AND TEAM GAME HIGHS

INDIVIDUAL GAME HIGHS

BATTING

At-Bats	6, (6x), Last: Kevin Hager, Ryan Porter & John Quinlan, at Yale (3/22/25 - G1)
Runs Scored	4, Caden Wildman, at UMBC (3/15/25 - G2)
Hits	4, Ryan Porter, at Towson (3/15/25 - G2)
Runs Batted In	8, Ryan Porter, at Towson (3/15/25 - G2)
Doubles	2, (3x), Last: Mark Quatrani, at Harvard (4/20/25)
Triples	1, (5x), Last: Kyle Musser, at Harvard (4/19/25 - G2)
Home Runs	2, (2x), Last: Ryan Porter, at Towson (3/15/25 - G2)
Walks Drawn	3, (3x), Last: Owen Carlson, at Binghamton (4/15/25)
Strikeouts	4, (2x), Last: John Quinlan, vs. Penn (4/13/25 - G1)
Sacrifice Bunts	1, (6x), Last: Caden Wildman, at Harvard (4/19/25 - G2)
Sacrifice Flies	1, (14x), Last: Jakobi Davis, at Harvard (4/20/25)
Stolen Bases	2, (2x), Last: John Quinlan & Jakobi Davis, vs. Brown (3/29/25 - G1)
Hit by Pitches	2, (4x), Last: Mark Quatrani, at Harvard (4/20/25)
Caught Stealing	1, (8x), Last: Ryan Porter, at Harvard (4/20/25)

PITCHING

Innings Pitched	7.2, Huxley Holcombe, at Columbia (4/4/25 - G2)
Hits Allowed	9, Carson Mayfield, at Columbia (4/4/25 - G1)
Runs Allowed	10, Huxley Holcombe, at #17 Duke (2/23/25)
Earned Runs	10, Huxley Holcombe, at #17 Duke (2/23/25)
Walks Issued	6, (2x), Last: Chris Ellison, at Towson (3/16/25)
Strikeouts	8, Carson Mayfield, vs. Penn (4/13/25 - G1)
Doubles Allowed	3, (2x), Last: Ethan Van Sice, vs. Penn (4/14/25)
Triples Allowed	1, (7x), Last: Sam Keene, vs. Penn (4/14/25)
HR Allowed	3, Carson Mayfield, at UMBC (3/1/25 - G1)
Wild Pitches	3, (2x), Last: Huxley Holcombe, vs. Penn (4/13/25 - G2)
Hit Batsmen	4, Carson Mayfield, at Harvard (4/19/25 - G1)

FIELDING

Putouts	13, Kyle Musser, vs. Penn (4/13/25 - G2)
Assists	6, (2x), Last: Kevin Hager, at Yale (3/22/25 - G1)
Errors	2, TJ Swidorski, at Harvard (4/19/25 - G2)
Passed Balls	2, Mark Quatrani, at Yale (3/23/25)

TEAM GAME HIGHS

BATTING

At-Bats	46, at Yale (3/22/25 - G1)
Runs Scored	18, at Towson (3/15/25 - G2)
Hits	20, at Towson (3/15/25 - G2)
Runs Batted In	15, (2x), Last: at Towson (3/15/25 - G2)
Doubles	5, at Harvard (4/20/25)
Triples	1, (5x), Last: at Harvard (4/19/25 - G2)
Home Runs	4, at Towson (3/15/25 - G2)
Walks Drawn	11, (2x), Last: at Binghamton (4/14/25)
Strikeouts	13, vs. UAB (3/8/25)
Sacrifice Bunts	1, (6x), Last: at Harvard (4/19/25 - G2)
Sacrifice Flies	2, (2x), Last: vs. Brown (3/29/25 - G2)
Stolen Bases	5, (2x), Last: vs. Brown (3/29/25 - G1)
Hit by Pitches	5, at Harvard (4/20/25)
Caught Stealing	1, (8x), Last: at Harvard (4/20/25)
Hit into Double Plays	4, at Columbia (4/4/25 - G1)
Runners Left on Base	15, at Yale (3/22/25 - G1)

PITCHING

Innings Pitched	10.0, (2x), Last: at Yale (3/22/25 - G1)
Hits Allowed	18, at Harvard (4/20/25)
Runs Allowed	18, at #17 Duke (2/23/25)
Earned Runs	18, at #17 Duke (2/23/25)
Walks Issued	15, at #17 Duke (2/22/25)
Strikeouts	11, at UMBC (3/1/25 - G1)
Doubles Allowed	5, vs. Penn (4/14/25)
Triples Allowed	2, (2x), Last: vs. Brown (3/28/25)
Home Runs Allowed	5, at UMBC (3/1/25 - G1)
Wild Pitches	5, vs. Penn (4/13/25 - G2)
Hit Batsmen	4, (4x), Last: at Harvard (4/19/25 - G1)

FIELDING

Putouts	30, (2x), Last: at Yale (3/22/25 - G1)
Assists	17, at Yale (3/22/25 - G1)
Errors	3, at Harvard (4/19/25 - G2)
Passed Balls	2, at Yale (3/23/25)
Double Plays Turned	3, vs. Penn (4/14/25)

2025 CORNELL BASEBALL JERSEY TRACKER



GRAY
Home: 0-0
Road: 5-5
Neutral: 0-1

Date	Opponent	Result
2/21	at Duke	W, 11-8
3/7	vs. Michigan State	L, 2-3
3/15 (G1)	at Towson	L, 5-6
3/15 (G2)	at Towson	W, 18-7 (8 inn.)
3/22 (G1)	at Yale	W, 13-12 (10 inn.)
3/22 (G2)	at Yale	W, 7-4
4/4 (G1)	at Columbia	L, 1-10
4/4 (G2)	at Columbia	W, 7-3
4/15	at Binghamton	L, 5-8
4/19 (G1)	at Harvard	L, 5-8
4/19 (G2)	at Harvard	L, 8-9



RED
Home: 2-1
Road: 2-1
Neutral: 0-1

Date	Opponent	Result
2/22	at Duke	L, 2-16
3/1 (G1)	at UMBC	W, 8-7 (10 inn.)
3/1 (G2)	at UMBC	W, 16-13 (7 inn.)
3/8	vs. UAB	L, 12-13
3/29 (G1)	vs. Brown	W, 9-6
3/29 (G2)	vs. Brown	W, 13-10 (7 inn.)
4/14	vs. Penn	L, 1-16



BLACK
Home: 0-3
Road: 2-4
Neutral: 0-0

Date	Opponent	Result
2/23	at Duke	L, 1-18
3/9	at Winthrop	L, 4-10
3/16	at Towson	W, 8-5
3/23	at Yale	L, 3-9
3/28	vs. Brown	L, 4-5
4/5	at Columbia	L, 9-13
4/13 (G1)	vs. Penn	L, 3-4
4/13 (G2)	vs. Penn	L, 4-9
4/20	at Harvard	W, 14-13

THE LAST TIME...

A CORNELL TEAM SCORED...

10+ Runs in a Game (0 games)	14, at Harvard (4/20/2025 - W, 14-13)
15+ Runs in a Game (17 games)	18, at Towson (3/15/2025 - G2 - W, 18-7 - 8 inn.)
20+ Runs in a Game (238 games)	27, at Towson (4/5/2017 - W, 27-14)
25+ Runs in a Game (238 games)	27, at Towson (4/5/2017 - W, 27-14)
30+ Runs in a Game (3,567 games)	44, vs. Union (4/24/1897 - W, 44-5)
5+ Runs in an Inning (0 games)	8, at Harvard (4/20/2025 - T6 - W, 14-13)
6+ Runs in an Inning (0 games)	8, at Harvard (4/20/2025 - T6 - W, 14-13)
7+ Runs in an Inning (0 games)	8, at Harvard (4/20/2025 - T6 - W, 14-13)
8+ Runs in an Inning (0 games)	8, at Harvard (4/20/2025 - T6 - W, 14-13)
9+ Runs in an Inning (480 games)	12, at Harvard (4/10/2011 - G2 - T2 - W, 18-5)
10+ Runs in an Inning (480 games)	12, at Harvard (4/10/2011 - G2 - T2 - W, 18-5)
11+ Runs in an Inning (480 games)	12, at Harvard (4/10/2011 - G2 - T2 - W, 18-5)
12+ Runs in an Inning (480 games)	12, at Harvard (4/10/2011 - G2 - T2 - W, 18-5)
13+ Runs in an Inning (1,698 games)	13, at New Orleans (3/4/1981 - G2 - T6 - L, 18-25 - 7 inn.)
14+ Runs in an Inning (3,567 games)	15, vs. Union (4/24/1897 - B2 - W, 44-5)
15+ Runs in an Inning (3,567 games)	15, vs. Union (4/24/1897 - B2 - W, 44-5)
10+ Runs in Consecutive Games (42 games)	18, at Penn (4/13/2024 - G2 - W, 18-11) 11, at Penn (4/14/2024 - W, 11-9)
10+ Runs in 3+ Straight Games (365 games)	15, at JMU (3/15/2014 - G1 - L, 15-16) 17, at JMU (3/15/2014 - G2 - W, 17-8) 14, at JMU (3/16/2014 - W, 14-8 - 10 inn.)
10+ Runs in 4+ Straight Games (3,449 games)	16, at Virginia (4/7/1902 - W, 16-10) 10, at Navy (4/9/1902 - W, 10-6) 11, vs. Rochester (4/12/1902 - W, 11-1) 12, vs. Niagara (4/19/1902 - W, 12-4) 10, vs. Columbia (4/26/1902 - W, 10-7)
15+ Runs in Consecutive Games (366 games)	15, at JMU (3/15/2014 - G1 - L, 15-16) 17, at JMU (3/15/2014 - G2 - W, 17-8)
20+ Runs in Consecutive Games (2,128 games)	27, vs. Syracuse (5/11/1886 - W, 27-0 - 7 inn.) 24, vs. Union (5/14/1886 - W, 24-4)

A CORNELL TEAM RECORDED...

15+ Hits in a Game (0 games)	16, at Harvard (4/20/2025 - W, 14-13)
20+ Hits in a Game (17 games)	20, at Towson (3/15/2025 - G2 - W, 18-7 - 8 inn.)
25+ Hits in a Game (238 games)	28, at Towson (4/5/2017 - W, 27-14)
5+ Doubles in a Game (0 games)	5, at Harvard (4/20/2025 - W, 14-13)
6+ Doubles in a Game (82 games)	6, at Columbia (4/2/2023 - G2 - W, 13-8)
7+ Doubles in a Game (252 games)	7, at George Mason (3/12/2017 - W, 9-3)
8+ Doubles in a Game (367 games)	9, at James Madison (3/15/2014 - G1 - L, 15-16)
9+ Doubles in a Game (367 games)	9, at James Madison (3/15/2014 - G1 - L, 15-16)
2+ Triples in a Game (109 games)	3, vs. Dartmouth (4/23/2022 - G1 - W, 12-7)
3+ Triples in a Game (109 games)	3, vs. Dartmouth (4/23/2022 - G1 - W, 12-7)
4+ Triples in a Game (938 games)	4, at Bucknell (3/4/2000 - G2 - W, 8-6)
3+ Home Runs in a Game (16 games)	3, at Towson (3/16/2025 - W, 8-5)
4+ Home Runs in a Game (17 games)	4, at Towson (3/15/2025 - G2 - W, 18-7 - 8 inn.)
5+ Home Runs in a Game (49 games)	7, vs. Dartmouth (3/30/2024 - G2 - W, 17-2)
6+ Home Runs in a Game (49 games)	7, vs. Dartmouth (3/30/2024 - G2 - W, 17-2)
7+ Home Runs in a Game (49 games)	7, vs. Dartmouth (3/30/2024 - G2 - W, 17-2)
Leadoff Home Run (0 games)	Jakobi Davis, at Harvard (4/20/2025 - W, 14-13)
Back-to-Back Home Runs (49 games)	vs. Dartmouth (3/30/2024 - G2 - W, 17-2) Mark Quatrani (grand slam) & Matt Barnhorst (solo) - B5, Matt Barnhorst (solo) & Kevin Hager (solo) - B5, & Jakobi Davis (solo) & John Quinlan (solo) - B7,
Back-to-Back-to-Back HRs (49 games)	vs. Dartmouth (3/30/2024 - G2 - W, 17-2) Mark Quatrani (grand slam), Matt Barnhorst (solo), Kevin Hager (solo)
Two Grand Slams in a Game (43 games)	at Penn (4/13/2024 - G2 - W, 18-11) Caden Wildman - T7 & T8
Drew 10+ Walks in a Game (3 games)	11, at Binghamton (4/15/2025 - L, 5-8)
Drew 15+ Walks in a Game (1,061 games)	16, at Bucknell (5/1/1996 - G1 - W, 18-3)
Zero Strikeouts in a Game (465 games)	vs. Brown (4/3/2011 - G1 - L, 2-5)
Hit by 3+ Pitches in a Game (0 games)	5, at Harvard (4/20/2025 - W, 14-13)
Hit by 4+ Pitches in a Game (0 games)	5, at Harvard (4/20/2025 - W, 14-13)
Hit by 5+ Pitches in a Game (0 games)	5, at Harvard (4/20/2025 - W, 14-13)
Hit by 6+ Pitches in a Game (672 games)	7, at Penn (4/15/2006 - G2 - W, 23-10)
Hit by 7+ Pitches in a Game (672 games)	7, at Penn (4/15/2006 - G2 - W, 23-10)
4+ Stolen Bases in a Game (11 games)	5, vs. Brown (3/29/2025 - G1 - W, 9-6)
5+ Stolen Bases in a Game (11 games)	5, vs. Brown (3/29/2025 - G1 - W, 9-6)
6+ Stolen Bases in a Game (131 games)	7, at Coppin State (3/5/2022 - G2 - W, 14-5)
7+ Stolen Bases in a Game (131 games)	7, at Coppin State (3/5/2022 - G2 - W, 14-5)
8+ Stolen Bases in a Game (368 games)	9, at George Washington (3/9/2014 - G2 - W, 8-1)
9+ Stolen Bases in a Game (368 games)	9, at George Washington (3/9/2014 - G2 - W, 8-1)
10+ Stolen Bases in a Game (2,454 games)	10, vs. Sampson AFB (6/2/1952 - W, 8-3)

A CORNELL PITCHING STAFF...

Threw No-Hitter (443 games)	Connor Kaufmann, vs. Dartmouth (4/1/2012 - W, 2-0)
Threw Combined No-Hitter (1,361 games)	Kerry Brooks (3 inn.), Rob Wilson (3 inn.), & Doug Pettilo (1 inn.), vs. Rochester (4/5/1989 - G1 - W, 2-1)
Threw Perfect Game (1,892 games)	Gary Gronowski, vs. Oneonta (5/11/1976 - W, 1-0)
Held Opponent to One Hit (156 games)	at Harvard (4/14/2019 - W, 2-0)
Held Opponent to One Hit at Home (68 games)	vs. Princeton (4/30/2017 - W, 13-1)
Held Opponent to One Hit on Road (109 games)	at Harvard (4/14/2019 - W, 2-0)
Shutout Opponent (102 games)	at Brown (5/7/22 - G2 - W, 3-0)
Shutout in Ivy League Game (39 games)	at Brown (5/7/22 - G2 - W, 3-0)
Posted Consecutive Shutouts (1,464 games)	vs. Oneonta (5/2/1986 - G1 - W, 4-0 - 7 inn.) vs. Oneonta (5/2/1986 - G2 - W, 5-0 - 7 inn.)
Struck out 10+ Batters (1 game)	10, at Harvard (4/19/2025 - G2 - L, 8-9)
Struck out 11+ Batters (23 games)	11, at UMBC (3/1/2025 - G1 - W, 8-7 - 10 inn.)
Struck out 12+ Batters (41 games)	12, at Binghamton (4/16/2024 - W, 9-7)
Struck out 13+ Batters (52 games)	13, at Princeton (3/22/2024 - G2 - L, 3-4)
Struck out 14+ Batters (140 games)	14, vs. Niagara (2/29/2020 - G2 - L, 6-8)
Struck out 15+ Batters (204 games)	15, vs. Canisius (4/4/2018 - W, 6-5)
Struck out 16+ Batters (545 games)	18, at Princeton (4/29/2009 - W, 9-0)
Struck out 17+ Batters (545 games)	18, at Princeton (4/29/2009 - W, 9-0)
Struck out 18+ Batters (545 games)	18, at Princeton (4/29/2009 - W, 9-0)

A CORNELL PITCHING STAFF ALLOWED...

10+ Runs in a Game (0 games)	13, at Harvard (4/20/2025 - W, 14-13)
15+ Runs in a Game (4 games)	16, vs. Penn (4/14/2025 - L, 1-16)
20+ Runs in a Game (57 games)	20, at Georgetown (3/10/2024 - G2 - L, 0-20)
25+ Runs in a Game (770 games)	31, at UC Santa Barbara (3/25/2004 - L, 3-31)
30+ Runs in a Game (770 games)	31, at UC Santa Barbara (3/25/2004 - L, 3-31)
5+ Runs in an Inning (4 games)	7, vs. Penn (4/14/2025 - T2 - L, 1-16)
6+ Runs in an Inning (4 games)	7, vs. Penn (4/14/2025 - T2 - L, 1-16)
7+ Runs in an Inning (4 games)	7, vs. Penn (4/14/2025 - T2 - L, 1-16)
8+ Runs in an Inning (24 games)	9, at #17 Duke (2/23/2025 - B5 - L, 1-18)
9+ Runs in an Inning (24 games)	9, at #17 Duke (2/23/2025 - B5 - L, 1-18)
10+ Runs in an Inning (58 games)	16, at Georgetown (3/10/2024 - G1 - B2 - L, 6-24)
15+ Runs in an Inning (58 games)	16, at Georgetown (3/10/2024 - G1 - B2 - L, 6-24)

A CORNELL TEAM DEFENSIVELY...

Committed 4+ Errors (80 games)	4, vs. Brown (4/8/2023 - L 8-12)
Committed 5+ Errors (110 games)	6, vs. Binghamton (4/20/2022 - W, 10-9 - 10 inn.)
Committed 6+ Errors (110 games)	6, vs. Binghamton (4/20/2022 - W, 10-9 - 10 inn.)
Committed 7+ Errors (1,034 games)	7, at Le Moyne (4/15/1997 - L, 8-14)
Committed 8+ Errors (1,094 games)	8, at Pacific (3/20/1996 - L, 7-18)
Committed 9+ Errors (1,234 games)	10, vs. Le Moyne (4/8/1992 - G1 - L, 3-19)
Committed 10+ Errors (1,234 games)	10, vs. Le Moyne (4/8/1992 - G1 - L, 3-19)
Turned 3+ Double Plays (4 games)	3, vs. Penn (4/14/2025 - L, 1-16)
Turned 4+ Double Plays (470 games)	4, vs. Penn (4/24/2011 - G2 - L, 2-10)
No Errors in 3+ Straight Games (24 games)	4 games (5/20/2024 - 2/23/25)
No Errors in 4+ Straight Games (24 games)	4 games (5/20/2024 - 2/23/25)

A CORNELL TEAM...

Played to a Tie (200 games)	vs. Binghamton (4/10/2018 - T, 9-9 - 9.5 inn. - darkness)
Won in Extra Innings (15 games)	at Yale (3/22/2025 - G1 - W, 13-12 - 10 inn.)
Lost in Extra Innings (32 games)	at Brown (5/4/2024 - G2 - L, 12-13 - 10 inn.)
Consecutive Extra-Inning Games (212 games)	at Fordham (3/17/2018 - L, 3-4 - 10 inn.; W, 4-3 - 10 inn.)
Played 11-Plus Innings (175 games)	at Navy (3/9/2019 - G2 - W, 3-2 - 11 inn.)
Played 12-Plus Innings (329 games)	vs. LIU Brooklyn (3/13/2015 - L, 4-5 - 12 inn.)
Played 13-Plus Innings (337 games)	at Princeton (4/27/2014 - G2 - W, 4-2 - 14 inn.)
Played 14-Plus Innings (337 games)	at Princeton (4/27/2014 - G2 - W, 4-2 - 14 inn.)
Played a Top-25 Team (24 games)	at #17 Duke (2/23/2025 - L, 1-18)
Defeated a Top-25 Team (26 games)	at #17 Duke (2/22/2025 - W, 11-8)
Swept Doubleheader (4 DHs)	vs. Brown (3/29/2025 - W, 9-6; W, 13-10 - 7 inn.)
Swept 3-Game Series (12 series)	vs. Dartmouth (3/30/2024 - 3/31/2024)
Swept 3-Game Ivy Series (10 series)	vs. Dartmouth (3/30/2024 - 3/31/2024)
Swept 4-Game Series (25 series)	at Maryland Eastern Shore (3/2/2012 - 3/4/2012)
Swept in Doubleheader (0 DHs)	at Harvard (4/19/2025 - L, 5-8; L, 8-9)
Swept in 3-Game Series (1 series)	vs. Penn (4/13/2025 - 4/14/2025)
Swept in 3-Game Ivy Series (1 series)	vs. Penn (4/13/2025 - 4/14/2025)
Swept in 4-Game Series (9 series)	at Columbia (4/18/2015 - 4/19/2015)

Shaded row denotes occurred during 2025 season

A CORNELL INDIVIDUAL...

Scored 4+ Runs in a Game (22 games)	4, Caden Wildman, at UMBC (3/1/2025 - G2 - W, 16-13 - 7 inn.)
Scored 5+ Runs in a Game (238 games)	5, Will Simoneit, at Towson (4/5/2017 - W, 24-17)
Recorded 4+ Hits in a Game (17 games)	4, Ryan Porter, at Towson (3/15/2025 - G2 - W, 18-7 - 8 inn.)
Recorded 5+ Hits in a Game (162 games)	5, Will Simoneit, at Army (4/3/2019 - W, 4-1)
Recorded 6+ Hits in a Game (238 games)	6, Trey Baur, at Towson (4/5/2017 - W, 24-17)
Recorded 2+ Doubles in a Game (0 games)	2, Mark Quatrani, at Harvard (4/20/2025 - W, 14-13)
Recorded 3+ Doubles in a Game (120 games)	3, Max Jensen, vs. Yale (4/2/2022 - G2 - W, 12-9)
Recorded 2+ Triples in a Game (109 games)	2, Sam Kaplan, vs. Dartmouth (4/23/2022 - G1 - W, 12-7)
Recorded 3+ Triples in a Game (1,769 games)	3, Steve Caputi, vs. SUNY Cortland (4/30/1979 - W, 15-11)
Hit 2+ Home Runs in a Game (17 games)	2, Ryan Porter, at Towson (3/15/2025 - G2 - W, 18-7 - 8 inn.)
Hit 3+ Home Runs in a Game (259 games)	3, Dale Wickham, vs. Princeton (4/30/2016 - G1 - W, 4-3)
Hit a Grand Slam in a Game (17 games)	Ryan Porter, at Towson (3/15/2025 - G2 - W, 18-7 - 8 inn.)
Hit 2+ Grand Slams in a Game (43 games)	Caden Wildman, at Penn (4/13/2024 - G2 - W, 18-11)
Recorded 5+ RBI in a Game (11 games)	5, Mark Quatrani, vs. Brown (3/29/2025 - G1 - W, 9-6)
Recorded 6+ RBI in a Game (17 games)	8, Ryan Porter, at Towson (3/15/2025 - G2 - W, 18-7 - 8 inn.)
Recorded 7+ RBI in a Game (17 games)	8, Ryan Porter, at Towson (3/15/2025 - G2 - W, 18-7 - 8 inn.)
Recorded 8+ RBI in a Game (17 games)	8, Ryan Porter, at Towson (3/15/2025 - G2 - W, 18-7 - 8 inn.)
Drew 3+ Walks in a Game (3 games)	3, Owen Carlson, at Binghamton (4/15/2025 - L, 5-8)
Drew 4+ Walks in a Game (181 games)	4, Justin Taylor, at Baylor (2/23/2019 - L, 3-10)
Drew 5+ Walks in a Game (1,788 games)	5, Steve Caputi, at Hawai'i-Hilo (3/21/1979 - W, 9-8)
Stole 2+ Bases in a Game (11 games)	2, Jakobi Davis & John Quinlan, vs. Brown (3/29/2025 - W, 9-6)
Stole 3+ Bases in a Game (72 games)	3, Ryan Porter, vs. Princeton (4/22/2023 - G1 - L, 5-8)
Stole 4+ Bases in a Game (368 games)	6, Tom D'Alessandro, at George Washington (3/9/2014 - G2 - W, 8-1)
Stole 5+ Bases in a Game (368 games)	6, Tom D'Alessandro, at George Washington (3/9/2014 - G2 - W, 8-1)
Stole 6+ Bases in a Game (368 games)	6, Tom D'Alessandro, at George Washington (3/9/2014 - G2 - W, 8-1)
Hit by 2+ Pitches in a Game (0 games)	2, Mark Quatrani, at Harvard (4/20/2025 - W, 14-13)
Hit by 3+ Pitches in a Game (598 games)	3, Mickey Brodsky, vs. Harvard (4/8/2008 - G2 - L, 1-2)
Recorded Walk-Off Win (40 games)	John Quinlan (two-run double), vs. Yale (4/20/2024 - W, 10-9 - 10 inn.)
Recorded Walk-Off Home Run (149 games)	Will Simoneit (3-run), vs. Penn (4/28/2019 - W, 8-7)
Lost Game on Walk-Off (1 game)	Liam Wilson (2-run HR), at Harvard (4/19/2025 - G2 - L, 8-9)
Lost Game on Walk-Off Home Run (1 game)	Liam Wilson (2-run HR), at Harvard (4/19/2025 - G2 - L, 8-9)
Recorded 10-Game Hit Streak	10 games, John Quinlan (2025)
Recorded 15-Game Hit Streak	20 games, Max Jensen (2024-25)
Recorded 20-Game Hit Streak	20 games, Max Jensen (2024-25)
Recorded 15-Game On-Base Streak	33 games, John Quinlan (2024-25) - active 24 games, Jakobi Davis (2024-25)
Recorded 20-Game On-Base Streak	33 games, John Quinlan (2024-25) - active 24 games, Jakobi Davis (2024-25)
Recorded 30-Game On-Base Streak	33 games, John Quinlan (2024-25) - active
Recorded 40-Game On-Base Streak	42 games, Nathan Waugh (2023-24)

A CORNELL PITCHER...

Threw 7-Inning No-Hitter (443 games)	Connor Kaufmann, vs. Dartmouth (4/1/2012 - W, 2-0)
Threw 9-Inning No-Hitter (2,177 games)	Larry Rafalski, vs. Hartwick (4/25/1968 - W, 7-0)
Threw Perfect Game (1,892 games)	Gary Gronowski, vs. Oneonta (5/11/1976 - W, 1-0) - 7-inning game
Threw 7-Inning Complete Game (228 games)	Tim Willittes, vs. Penn (4/22/2017 - G1 - L, 0-5)
Threw 7-Inning Complete Game Shutout (299 games)	Brian McAfee, vs. Princeton (4/26/2015 - G1 - W, 10-0)
Threw 9-Inning Complete Game (102 games)	Luke Yacinich, at Brown (5/7/2022 - G1 - W, 3-0) - 111 pitches
Threw 9-Inning Complete Game Shutout (102 games)	Luke Yacinich, at Brown (5/7/2022 - G1 - W, 3-0) - 111 pitches
Pitched 3+ Scoreless Innings of Relief (39 games)	Ryan Porter (3.0 IP), vs. Yale (4/20/2024 - G2 - W, 8-2) - 47 pitches
Pitched 3+ Hitless Innings of Relief (14 games)	Sam Keene (3.0 IP), at Yale (3/22/2025 - W, 7-4) - 52 pitches
Pitched 4+ Scoreless Innings of Relief (47 games)	Huxley Holcombe (5.0 IP), vs. Harvard (4/6/2024 - W, 6-5) - 64 pitches
Pitched 5+ Scoreless Innings of Relief (47 games)	Huxley Holcombe (5.0 IP), vs. Harvard (4/6/2024 - W, 6-5) - 64 pitches
Struck out 10+ Batters (256 games)	10, Justin Lewis, at Navy (3/4/2017 - G2 - L, 7-8)
Struck out 11+ Batters (287 games)	13, Tim Willittes, at Bucknell (3/19/2016 - G2 - W, 5-2)
Struck out 12+ Batters (287 games)	13, Tim Willittes, at Bucknell (3/19/2016 - G2 - W, 5-2)
Struck out 13+ Batters (287 games)	13, Tim Willittes, at Bucknell (3/19/2016 - G2 - W, 5-2)
Struck out 14+ Batters (790 games)	15, Chris Schutt, at Columbia (4/19/2003 - G2 - W, 7-1)
Struck out 15+ Batters (790 games)	15, Chris Schutt, at Columbia (4/19/2003 - G2 - W, 7-1)

Shaded row denotes occurred during 2025 season

PLAYER PERFORMANCES

MULTI-HIT GAMES	2025	REC	CAREER	REC
Barela	—	0-0	—	0-0
Beaulieu	—	0-0	—	0-0
Carlson	5	2-3	8	4-4
Davis	6	5-1	20	11-9
Dillon	—	0-0	—	0-0
Hager	8	4-4	13	7-6
Jaun	3	2-1	3	2-1
Jensen	5	4-1	41	18-23
L. Johnson	2	2-0	6	4-2
Marko	—	0-0	—	0-0
Musser	7	3-4	10	5-5
Porter	8	5-3	20	11-9
Quatrani	11	7-4	23	13-10
Quinlan	5	4-1	32	20-12
Shin	—	0-0	—	0-0
Swidorski	3	1-2	10	2-8
Urofsky	—	0-0	—	0-0
Walters	—	0-0	—	0-0
Wildman	8	5-3	16	10-6
MULTI-RBI GAMES	2025	REC	CAREER	REC
Barela	1	0-1	1	0-1
Beaulieu	—	0-0	—	0-0
Carlson	1	1-0	1	1-0
Davis	4	3-1	13	8-5
Dillon	—	0-0	—	0-0
Hager	4	3-1	7	5-2
Jaun	2	1-1	2	1-1
Jensen	4	4-0	25	18-7
L. Johnson	1	1-0	3	3-0
Marko	—	0-0	—	0-0
Musser	4	1-3	7	2-5
Porter	4	2-2	13	6-7
Quatrani	5	3-2	16	11-5
Quinlan	8	7-1	15	13-2
Shin	—	0-0	—	0-0
Swidorski	3	2-1	6	3-3
Urofsky	—	0-0	—	0-0
Walters	—	0-0	—	0-0
Wildman	4	3-1	9	7-2
QUALITY STARTS	2025	REC	CAREER	REC
Biben	—	0-0	—	0-0
Ellison	—	0-0	—	0-0
Foster	—	0-0	—	0-0
Gerfen	—	0-0	—	0-0
Hamill	—	0-0	5	4-1
Hegarty	—	0-0	—	0-0
Holcombe	2	2-0	2	2-0
Jaun	—	0-0	—	0-0
Jennewein	—	0-0	—	0-0
B. Johnson	—	0-0	—	0-0
Keene	—	0-0	—	0-0
Keller	—	0-0	5	3-2
Magill	—	0-0	—	0-0
Mayfield	4	1-3	4	1-3
McHugh	—	0-0	—	0-0
Porter	—	0-0	—	0-0
Ramos	—	0-0	—	0-0
Shea	—	0-0	—	0-0
Siwinski	—	0-0	—	0-0
Van Sice	—	0-0	—	0-0

2025 CORNELL OVERALL STATISTICS

Overall11-16

Home2-4

Away9-10

Neutral0-2

Ivy League6-9

BATTING STATISTICS

#	PLAYER	AVG	GP	GS	AB	R	H	2B	3B	HR	RBI	TB	SLG%	BB	HBP	SO	GDP	OB%	SF	SH	SB	ATT
19	Mark Quatrani	.333	27	27	105	24	35	9	0	4	19	56	.533	13	12	19	2	.455	2	0	1	1
12	Ryan Porter	.333	24	18	78	16	26	9	0	6	20	53	.679	5	2	23	1	.388	0	0	2	4
20	Kevin Hager	.290	27	27	100	25	29	7	0	2	17	42	.420	14	10	16	2	.417	3	0	2	2
4	Caden Wildman	.286	26	26	98	22	28	6	0	2	16	40	.408	16	1	23	2	.388	1	4	7	7
15	Owen Carlson	.264	25	25	91	15	24	2	1	0	12	28	.308	13	2	18	1	.358	3	1	0	1
22	Jakobi Davis	.237	27	27	93	16	22	2	1	3	16	35	.376	23	1	34	0	.383	3	0	8	9
1	John Quinlan	.235	27	25	102	22	24	6	1	2	20	38	.373	23	3	24	3	.388	1	1	9	10
18	TJ Swidorski	.313	15	7	32	8	10	4	0	1	8	17	.531	3	0	7	1	.371	0	0	0	0
6	Kyle Musser	.297	18	18	74	12	22	3	1	3	14	36	.486	8	4	17	2	.395	0	0	2	2
7	Max Jensen	.284	17	17	67	18	19	3	1	5	15	39	.582	14	4	12	2	.430	1	0	4	6
30	William Jaun	.275	19	10	40	6	11	3	0	0	7	14	.350	3	1	6	1	.341	0	0	0	0
2	Mason Barela	.273	7	2	11	1	3	0	0	1	2	6	.545	1	1	5	0	.385	0	0	0	0
8	Luke Johnson	.183	17	14	60	8	11	2	0	2	6	19	.317	3	1	14	0	.234	0	0	2	3
31	Ryan Dillon	.000	2	1	3	0	0	0	0	0	0	0	.000	0	0	2	0	.000	0	0	0	0
23	Jayden Shin	.000	1	0	1	0	0	0	0	0	0	0	.000	0	0	1	0	.000	0	0	0	0
TOTALS		.276	27		955	193	264	56	5	31	172	423	.443	139	42	221	17	.387	14	6	37	45
OPPONENTS		.284	27		890	245	253	40	7	39	221	424	.476	192	54	174	17	.434	15	18	47	61

PITCHING STATISTICS

#	PLAYER	ERA	W	L	APP	GS	CG	SHO	SV	IP	H	R	ER	BB	SO	2B	3B	HR	AB	AVG	WP	HBP	BK	SFA	SHA
32	Carson Mayfield	4.25	1	1	9	9	0	0/0	0	48.2	35	28	23	20	43	3	1	7	172	.203	6	16	0	4	1
37	Huxley Holcombe	7.83	3	1	9	7	0	0/0	0	46.0	53	46	40	24	34	9	1	5	178	.298	5	8	1	2	5
42	Josh Shea	4.22	1	0	12	0	0	0/0	0	10.2	13	5	5	5	8	1	1	1	44	.295	0	0	0	0	0
29	Will Siwinski	5.40	0	0	2	0	0	0/0	0	1.2	2	1	1	1	0	0	0	1	7	.286	1	0	0	0	0
36	Nathaniel Jennewein	6.55	1	0	7	0	0	0/0	0	11.0	11	9	8	12	7	3	0	2	41	.268	2	1	0	1	0
12	Ryan Porter	7.84	2	0	8	0	0	0/0	0	10.1	12	10	9	11	7	1	1	3	41	.293	0	3	0	0	1
43	Ethan McHugh	9.00	0	0	1	0	0	0/0	0	2.0	2	2	2	3	2	1	0	0	7	.286	1	0	0	0	1
30	William Jaun	9.26	0	2	9	1	0	0/0	2	11.2	11	12	12	16	13	0	0	1	45	.244	1	0	0	1	2
3	Chris Ellison	9.86	0	4	9	4	0	0/0	1	21.0	23	27	23	26	10	2	0	4	81	.284	2	4	1	0	2
26	John Hegarty	10.61	0	3	13	0	0	0/0	1	18.2	28	22	22	12	17	5	1	4	79	.354	3	4	0	2	1
17	Gus Magill	10.80	0	2	4	0	0	0/0	0	3.1	4	4	4	6	3	2	0	0	13	.308	0	0	1	0	0
18	TJ Swidorski	11.25	0	0	5	0	0	0/0	1	4.0	4	5	5	3	0	1	0	0	16	.250	3	2	0	0	0
34	Ethan Van Sice	11.37	1	0	5	0	0	0/0	0	6.1	13	9	8	2	3	6	0	1	31	.419	2	0	0	1	0
44	Sam Keene	12.23	1	1	9	4	0	0/0	1	21.1	24	29	29	19	15	3	2	3	82	.293	7	7	0	1	3
21	John Gerfen	18.00	0	1	2	0	0	0/0	0	1.0	1	2	2	1	0	0	0	1	4	.250	0	0	0	0	0
16	Noah Keller	19.38	1	1	10	2	0	0/0	0	13.0	15	29	28	30	11	3	0	4	46	.326	6	7	0	3	2
28	Max Foster	27.00	0	0	1	0	0	0/0	0	0.1	1	1	1	0	1	0	0	1	2	.500	0	0	0	0	0
40	Tavian Ramos	∞	0	0	1	0	0	0/0	0	0.0	1	4	4	1	0	0	0	1	1	1.000	1	2	0	0	0
TOTALS		8.81	11	16	27		0	0	6	231.0	253	245	226	192	174	40	7	39	890	.284	40	54	3	15	18
OPPONENTS		6.14	16	11	27		0	0	4	239.0	264	193	163	139	221	56	5	31	955	.276	32	42	4	14	6

2025 CORNELL IVY LEAGUE STATISTICS

Overall11-16

Home2-4

Away9-10

Neutral0-2

Ivy League6-9

BATTING STATISTICS

#	PLAYER	AVG	GP	GS	AB	R	H	2B	3B	HR	RBI	TB	SLG%	BB	HBP	SO	GDP	OB%	SF	SH	SB	ATT
19	Mark Quatrani	.328	15	15	58	11	19	6	0	1	11	28	.483	6	7	8	1	.438	2	0	1	1
4	Caden Wildman	.316	15	15	57	11	18	4	0	1	11	25	.439	8	1	9	2	.403	1	2	5	5
1	John Quinlan	.292	15	13	48	14	14	4	0	0	9	18	.375	13	2	12	1	.453	1	0	6	6
12	Ryan Porter	.281	14	14	57	11	16	7	0	3	9	32	.561	3	2	20	1	.339	0	0	2	4
15	Owen Carlson	.278	14	14	54	9	15	2	1	0	7	19	.352	6	1	7	1	.355	1	1	0	0
30	William Jaun	.275	13	9	40	6	11	3	0	0	7	14	.350	3	1	6	1	.341	0	0	0	0
20	Kevin Hager	.217	15	15	60	12	13	4	0	0	6	17	.283	6	5	10	2	.329	2	0	2	2
22	Jakobi Davis	.200	15	15	50	7	10	1	0	1	9	14	.280	12	0	18	0	.338	3	0	7	8
6	Kyle Musser	.500	6	6	24	5	12	1	1	2	6	21	.875	1	1	5	0	.538	0	0	1	1
2	Mason Barela	.250	3	1	4	1	1	0	0	1	2	4	1.000	0	1	1	0	.400	0	0	0	0
18	TJ Swidorski	.238	8	5	21	4	5	2	0	0	3	7	.333	1	0	6	0	.273	0	0	0	0
8	Luke Johnson	.200	8	6	25	3	5	1	0	1	1	9	.360	1	0	8	0	.231	0	0	1	1
7	Max Jensen	.190	6	6	21	7	4	2	0	1	6	9	.429	6	3	5	1	.433	0	0	1	2
31	Ryan Dillon	.000	1	1	2	0	0	0	0	0	0	0	.000	0	0	1	0	.000	0	0	0	0
23	Jayden Shin	.000	1	0	1	0	0	0	0	0	0	0	.000	0	0	1	0	.000	0	0	0	0
TOTALS		.274	15		522	101	143	37	2	11	87	217	.416	66	24	117	10	.375	10	3	26	30
OPPONENTS		.288	15		503	131	145	23	4	18	117	230	.457	96	32	95	11	.427	9	12	31	38

PITCHING STATISTICS

#	PLAYER	ERA	W	L	APP	GS	CG	SHO	SV	IP	H	R	ER	BB	SO	2B	3B	HR	AB	AVG	WP	HBP	BK	SFA	SHA
32	Carson Mayfield	5.46	0	1	5	5	0	0/0	0	28.0	23	19	17	14	28	3	1	2	100	.230	6	12	0	4	0
37	Huxley Holcombe	5.76	3	1	5	5	0	0/0	0	29.2	28	23	19	14	24	5	1	1	109	.257	5	5	1	2	4
44	Sam Keene	10.70	0	1	5	4	0	0/0	1	17.2	22	21	21	10	11	3	1	3	70	.314	6	7	0	0	3
29	Will Siwinski	0.00	0	0	1	0	0	0/0	0	0.1	0	0	0	0	0	0	0	0	1	.000	0	0	0	0	0
42	Josh Shea	3.38	1	0	8	0	0	0/0	0	8.0	9	3	3	4	3	1	0	1	32	.281	0	0	0	0	0
30	William Jaun	4.15	0	0	3	0	0	0/0	1	4.1	6	2	2	3	5	0	0	0	18	.333	1	0	0	1	2
12	Ryan Porter	9.82	1	0	3	0	0	0/0	0	3.2	3	4	4	6	1	0	0	2	14	.214	0	1	0	0	0
18	TJ Swidorski	10.12	0	0	3	0	0	0/0	1	2.2	4	3	3	1	0	1	0	0	11	.364	2	1	0	0	0
17	Gus Magill	10.80	0	2	4	0	0	0/0	0	3.1	4	4	4	6	3	2	0	0	13	.308	0	0	1	0	0
26	John Hegarty	10.97	0	2	7	0	0	0/0	0	10.2	15	13	13	6	7	0	1	3	45	.333	1	1	0	0	1
3	Chris Ellison	11.17	0	2	6	1	0	0/0	1	9.2	11	15	12	14	5	0	0	3	39	.282	0	1	0	0	0
34	Ethan Van Sice	11.37	1	0	5	0	0	0/0	0	6.1	13	9	8	2	3	6	0	1	31	.419	2	0	0	1	0
16	Noah Keller	15.19	0	0	5	0	0	0/0	0	5.1	5	10	9	13	5	1	0	1	17	.294	2	2	0	1	2
36	Nathaniel Jennewein	27.00	0	0	1	0	0	0/0	0	0.1	1	1	1	2	0	1	0	0	2	.500	0	0	0	0	0
40	Tavian Ramos	∞	0	0	1	0	0	0/0	0	0.0	1	4	4	1	0	0	0	1	1	1.000	1	2	0	0	0
TOTALS		8.31	6	9	15	0	0	4	130.0	145	131	120	96	95	23	4	18	503	.288	26	32	2	9	12	
OPPONENTS		5.89	9	6	15	0	0	2	133.0	143	101	87	66	117	37	2	11	522	.274	19	24	0	10	3	

GAME-BY-GAME INFORMATION

DATE	OPPONENT	SCORE/	CORNELL				OPPONENT											TIME ATT.
		TIME (ET)	R	H	E	LOB	R	H	E	LOB	REC	IVY	POS	GB	WIN	LOSS	SAVE	
2/21	at Duke	W, 11-8	11	11	0	9	8	6	3	4	1-0	—	—	—	Mayfield (1-0)	Johnson (0-2)	—	3:04 334
2/22	at Duke	L, 2-16	2	6	0	9	16	13	0	12	1-1	—	—	—	Higgins (1-0)	Keller (0-1)	—	3:17 443
2/23	at Duke	L, 1-18	1	8	0	11	18	12	1	3	1-2	—	—	—	Nard (1-0)	Ellison (0-1)	—	3:01 431
3/1	at UMBC	W, 8-7 (10)	8	9	1	11	7	10	5	8	2-2	—	—	—	Porter (1-0)	Kelly (0-1)	—	3:06 247
3/1	at UMBC	W, 16-13 (7)	16	11	1	10	13	6	5	7	3-2	—	—	—	Jennewein (1-0)	Bell (0-1)	Jaun (1)	3:04 279
3/2	at UMBC	GAME CANCELED (NO MAKEUP SCHEDULED)																
3/7	vs. Michigan St.	L, 2-3	2	8	2	11	3	6	1	5	3-3	—	—	—	Horvath (2-1)	Jaun (0-1)	—	2:51 235
3/8	vs. UAB	L, 12-13	12	13	2	9	13	10	2	10	3-4	—	—	—	Ellis (1-0)	Jaun (0-2)	Olson (4)	4:01 207
3/9	at Winthrop	L, 4-10	4	8	2	10	10	11	1	8	3-5	—	—	—	Gilley (2-1)	Ellison (0-2)	—	2:53 895
3/15	at Towson	L, 5-6	5	5	0	6	6	10	1	9	3-6	—	—	—	Nabholz (2-0)	Hegarty (0-1)	—	3:15 150
3/15	at Towson	W, 18-7 (8)	18	20	0	12	7	10	1	8	4-6	—	—	—	Keller (1-1)	Luczak (1-1)	—	3:13 150
3/16	at Towson	W, 8-5	8	14	1	7	5	9	2	13	5-6	—	—	—	Keene (1-0)	DeProspero (1-2)	Hegarty (1)	3:00 83
3/22	at Yale	W, 13-12	13	17	0	15	12	7	2	5	6-6	1-0	T-1st	+1.0	Porter (2-0)	Evans (1-1)	—	3:57 136
3/22	at Yale	W, 7-4	7	10	1	11	4	4	2	8	7-6	2-0	T-1st	+2.0	Holcombe (1-0)	Cohen (1-2)	Keene (1)	3:03 126
3/23	at Yale	L, 3-9	3	6	2	12	9	5	3	6	7-7	2-1	4th	-1.0	Ohman (2-0)	Ellison (0-3)	—	3:00 115
3/25	BINGHAMTON	GAME CANCELED (NO MAKEUP SCHEDULED)																
3/28	BROWN	L, 4-5	4	5	0	7	5	10	1	10	7-8	2-2	4th	-1.5	Dubie (2-1)	Hegarty (0-2)	Keel (1)	2:29 45
3/29	BROWN	W, 9-6	9	5	1	5	6	6	0	8	8-8	3-2	4th	-1.5	Holcombe (2-0)	Trout (0-4)	Ellison (1)	2:55 90
3/29	BROWN	W, 13-10 (7)	13	12	2	9	10	9	2	9	9-8	4-2	T-2nd	-1.0	Shea (1-0)	Kline (1-1)	Jaun (2)	3:45 75
4/4	at Columbia	L, 1-10	1	4	1	4	10	14	2	11	9-9	4-3	T-3rd	-2.0	Sheets (2-2)	Mayfield (1-1)	—	2:29 123
4/4	at Columbia	W, 7-3	7	12	0	9	3	4	0	6	10-9	5-3	T-3rd	-1.0	Holcombe (3-0)	Edwards (2-2)	—	2:40 225
4/5	at Columbia	L, 9-13	9	10	1	6	13	9	1	8	10-10	5-4	4th	-2.0	Sotiropoulos (3-3)	Ellison (0-4)	—	3:36 166
4/8	at Bucknell	GAME CANCELED (NO MAKEUP SCHEDULED)																
4/13	PENN	L, 3-4	3	10	0	11	4	4	0	4	10-11	5-5	4th	-3.0	Coyne (3-1)	Magill (0-1)	—	2:41 183
4/13	PENN	L, 4-9	4	11	1	5	9	13	0	12	10-12	5-6	T-4th	-4.0	Katz (4-2)	Holcombe (3-1)	—	2:53 148
4/14	PENN	L, 1-16	1	6	2	8	16	17	0	10	10-13	5-7	T-5th	-5.0	Tobin (2-1)	Keene (1-1)	—	3:09 114
4/15	at Binghamton	L, 5-8	5	9	0	14	8	5	1	8	10-14	—	—	—	Packard (3-3)	Gerfen (0-1)	Dally (2)	3:04 132
4/19	at Harvard	L, 5-8	5	13	0	11	8	11	1	14	10-15	5-8	T-5th	-6.0	Fang (2-3)	Magill (0-2)	McHugh (3)	3:08 783
4/19	at Harvard	L, 8-9	8	6	3	5	9	14	4	11	10-16	5-9	T-6th	-6.0	Smith (1-0)	Hegarty (0-3)	—	2:58 783
4/20	at Harvard	W, 14-13	14	16	1	8	13	18	2	9	11-16	6-9	5th	-5.0	Van Sice (1-0)	Dowling (1-3)	Swidorski (1)	3:34 384
4/25	at Dartmouth	2:30 p.m.																
4/27	at Dartmouth	11:30 a.m.																
4/27	at Dartmouth	2:30 p.m.																
4/29	at Binghamton	6:30 p.m.																
5/3	PRINCETON	11:30 a.m.																
5/3	PRINCETON	2:30 p.m.																
5/4	PRINCETON	12 p.m.																

2025 CORNELL BASEBALL TV / PHOTO ROSTER



1

JOHN QUINLAN

OF • S/R • 5-9 • 185 • Sr.
Menlo Park, Calif.



2

MASON BARELA

C/INF • R/R • 5-9 • 195 • Fr.
Jupiter, Fla.



3

CHRIS ELLISON

RHP • R/R • 6-0 • 190 • Sr.
Howell, N.J.



4

CADAN WILDMAN

OF • R/R • 6-3 • 215 • Jr.
Woodbury, Minn.



5

TYLER BEAULIEU

OF • R/R • 6-1 • 175 • Fr.
Berwyn, Pa.



6

KYLE MUSSER

OF • R/R • 5-10 • 182 • Sr.
Lititz, Pa.



7

MAX JENSEN

INF • L/R • 6-3 • 210 • Sr.
Burke, Va.



8

LUKE JOHNSON

INF • R/R • 6-1 • 180 • So.
Coto de Caza, Calif.



9

GRAHAM BIBEN

RHP • R/R • 6-0 • 170 • So.
New York, N.Y.



11

MATTHEW WALTERS

OF • R/R • 5-11 • 195 • Jr.
Granbury, Texas



12

RYAN PORTER

OF/RHP • R/R • 6-0 • 185 • Sr.
Houston, Texas



13

ETHAN HAMILL

RHP • R/R • 6-3 • 200 • Jr.
Chester, Va.



15

OWEN CARLSON

INF • L/R • 5-11 • 180 • So.
Los Angeles, Calif.



16

NOAH KELLER

LHP • L/L • 6-1 • 210 • Jr.
Goodrich, Mich.



17

GUS MAGILL

RHP • R/R • 6-0 • 200 • Fr.
New York, N.Y.



18

TJ SWIDORSKI

INF • R/R • 6-0 • 185 • Jr.
Woodbury, Minn.



19

MARK QUATRANI

C • R/R • 5-11 • 200 • So.
Springfield, Pa.



20

KEVIN HAGER

INF • R/R • 6-0 • 190 • So.
Berkeley Heights, N.J.



21

JOHN GERFEN

LHP • R/L • 6-0 • 195 • Jr.
Brewster, N.Y.



22

JAKOBI DAVIS

OF • L/L • 6-4 • 210 • Sr.
Sarasota, Fla.



23

JAYDEN SHIN

INF • L/R • 6-2 • 205 • Fr.
Pennington, N.J.



25

BECK UROFSKY

INF • R/R • 6-4 • 225 • Jr.
Silver Spring, Md.



26

RYAN HEGARTY

RHP • L/R • 6-5 • 200 • Fr.
Needham, Mass.



28

MAX FOSTER

RHP • R/R • 6-3 • 210 • So.
Bethel, Conn.



29

WILL SIWINSKI

LHP • R/L • 6-3 • 195 • Fr.
San Francisco, Calif.



30

WILLIAM JAUN

1B/LHP • L/L • 6-3 • 225 • Sr.
Loveland, Ohio



31

RYAN DILLON

C • R/R • 6-2 • 185 • Fr.
Marlborough, Mass.



32

CARSON MAYFIELD

RHP • R/R • 6-5 • 225 • Jr.
Annandale, Va.



34

ETHAN VAN SICE

RHP • R/R • 5-9 • 170 • So.
Arlington, Va.



36

NATHANIEL JENNEW EIN

LHP • R/L • 5-11 • 180 • So.
Tampa, Fla.



37

HUXLEY HOLCOMBE

LHP • L/L • 6-6 • 180 • So.
Worcester, Mass.



38

BRAEDON JOHNSON

LHP • L/L • 6-3 • 220 • Fr.
Otego, N.Y.



40

TAVIAN RAMOS

RHP • R/R • 6-2 • 180 • Fr.
Nee nah, Wis.



41

JACKSON MARKO

C • R/R • 5-10 • 175 • Jr.
Syracuse, N.Y.



42

JOSH SHEA

RHP • R/R • 5-11 • 175 • Jr.
Cortlandt Manor, N.Y.



43

ETHAN MCHUGH

RHP • R/R • 5-9 • 165 • Jr.
Annandale, N.J.



44

SAM KEENE

LHP • L/L • 6-4 • 200 • Fr.
Cohasset, Mass.



24

DAN PEPICELLI

Head Coach
10th Season



14

TOM FORD

Associate Head Coach
35th Season at Cornell



27

JOHN TOPPA

Assistant Coach
4th Season



35

ROBBY FARIS

Assistant Coach
1st Season



35

GRACE DeSTEFANO

Athletic Trainer
3rd Season