

CORNELL BIG RED

2025 BASEBALL GAME NOTES

6 IVY LEAGUE REGULAR-SEASON CHAMPIONSHIPS | 7 ALL-AMERICANS | 60 FIRST TEAM ALL-IVY SELECTIONS

2025 SCHEDULE

FEBRUARY (1-2)

21	at #17 Duke (DH) (ACCNX)	W, 11-8
22	at #17 Duke (DH) (ACCNX)	L, 2-16
23	at #17 Duke (ACCNX)	L, 1-18

MARCH (8-6, 4-2 IVY)

1	at UMBC (DH) (AmericaEast.tv)	W, 8-7 (10 inn.)
1	at UMBC (DH) (AmericaEast.tv)	W, 16-13
2	at UMBC (AmericaEast.tv)	Canceled

FIRST PITCH INVITATIONAL (GREENVILLE, S.C.)

7	vs. Michigan State (ESPN+)	L, 2-3
8	vs. UAB (ESPN+)	L, 12-13
9	at Winthrop (ESPN+)	L, 4-10
15	at Towson (DH)	L, 5-6
15	at Towson (DH)	W, 18-7 (8 inn.)
16	at Towson (FloBaseball)	W, 8-5
22	at Yale* (DH) (ESPN+)	W, 13-12 (10 inn.)
22	at Yale* (DH) (ESPN+)	W, 7-4
23	at Yale* (DH) (ESPN+)	L, 3-9
25	BINGHAMTON (ESPN+)	Canceled
28	BROWN* (DH) (ESPN+)	L, 4-5
28	BROWN* (DH) (ESPN+)	W, 9-6
29	BROWN* (ESPN+)	W, 13-10 (7 inn.)

APRIL (1-6, 1-6 IVY)

4	at Columbia* (DH) (ESPN+)	L, 1-10
4	at Columbia* (DH) (ESPN+)	W, 7-3
5	at Columbia* (ESPN+)	L, 9-13
8	at Bucknell (ESPN+)	Canceled
13	PENN* (DH) (ESPN+)	L, 3-4
13	PENN* (DH) (ESPN+)	L, 4-9
14	PENN* (ESPN+)	L, 1-16
15	at Binghamton (ESPN+)	L, 5-8
19	at Harvard* (DH) (ESPN+)	11:30 a.m.
19	at Harvard* (DH) (ESPN+)	2:30 p.m.
20	at Harvard* (ESPN+)	12 p.m.
26	at Dartmouth* (DH) (ESPN+)	11:30 a.m.
26	at Dartmouth* (DH) (ESPN+)	2:30 p.m.
27	at Dartmouth* (ESPN+)	12 p.m.
29	at Binghamton (ESPN+)	6:30 p.m.

MAY

3	PRINCETON* (DH) (ESPN+)	11:30 a.m.
3	PRINCETON* (DH) (ESPN+)	2:30 p.m.
4	PRINCETON* (ESPN+)	12 p.m.

All game times Eastern, subject to change

* - Denotes Ivy League contest

Bold Red CAPS denotes home game

CORNELL BIG RED

AT

HARVARD CRIMSON

GAME NO. 25-27 | APRIL 19-20 | CAMBRIDGE, MASS. | O'DONNELL FIELD | HARVARD LEADS SERIES, 113-60

10-14

OVERALL

5-7

IVY LEAGUE

—/—/—

RANKS (D1B/NCBWA/USAT)

Dan Pepicelli

21ST SEASON AS HEAD COACH

111-181-1 (.381)

10TH SEASON AT CORNELL

6-21

OVERALL

3-8

IVY LEAGUE

—/—/—

RANKS (D1B/NCBWA/USAT)

Bill Decker

36TH SEASON AS HEAD COACH

185-267-1 (.409)

13TH SEASON AT HARVARD

WEEKEND INFORMATION

SATURDAY - GAME #1

ESPN+

Play-by-Play: Alex Jensen

Analyst: George Balekji

Live Stats: cornellbigred.com

SATURDAY - GAME #2

ESPN+

Play-by-Play: Alex Jensen

Analyst: George Balekji

Live Stats: cornellbigred.com

SUNDAY

ESPN+

Play-by-Play: Mike Basile

Analyst: Alex Jensen

Live Stats: cornellbigred.com

SATURDAY FORECAST

☁️ 70° ☀️ 7:31

Temperature: 81° high | 54° low

Forecast: Cloudy

Winds: SW 15-20 mph

☁️ 78° ☀️ 7:31

Temperature: 81° high | 54° low

Forecast: Partly cloudy

Winds: WSW 15-20 mph

SUNDAY FORECAST

☀️ 58° ☀️ 7:32

Temperature: 61° high | 40° low

Forecast: Mostly sunny

Winds: NW 15-20 mph

PROBABLE STARTING PITCHERS

RHP **Carson Mayfield** (1-1, 3.92)

RHP **Callan Fang** (1-3, 3.63)

LHP **Huxley Holcombe** (3-1, 8.34)

RHP **Truman Pauley** (2-5, 5.63)

TBD

TBD

FIRST PITCH

► Continuing its eight-game road trip this weekend, the Cornell baseball team (10-14, 5-7 Ivy League) heads to northern New England for a three-game series against Harvard (6-21, 3-8 Ivy League) at O'Donnell Field in Cambridge, Mass.

► The series begins on Saturday with a doubleheader beginning at 11:30 a.m., setting up the series finale on Easter Sunday at noon. All three games will be streamed live on ESPN+.

MIDWEEK REWIND

► Playing its first midweek non-conference contest of the season, Cornell fell to Binghamton, 8-5, on Tuesday at the Bearcats Baseball Complex despite three-hit performances from sophomore designated hitter **MARK QUATRANI** and junior third baseman **TJ SWIDORSKI**.

► Quatrani and Swidorski combined for six of Cornell's nine hits on the night and contributed all three of the Big Red's extra-base hits. Quatrani went 3-for-4 with a home run and scored two runs, while Swidorski was 3-for-5 with a double, a home run, and two RBI.

► Senior two-way player **WILLIAM JAUN** earned the start for the Big Red, facing one over the minimum in his two-inning outing. Jaun induced five flyouts, struck out one, and issued a leadoff walk in the second.

► Junior left-handers **JOHN GERFEN** and **NOAH KELLER**, freshman southpaw **WILL SIWINSKI**, and junior right-handers **ETHAN McHUGH** and **JOSH SHEA** also saw action on the mound for the Big Red.

► McHugh struck out two in his two innings of relief in his collegiate debut, which included setting down the first batter he faced. Shea matched McHugh's strikeout total, fanning the last two batters he faced.

WEEKEND REWIND

► Cornell was swept in its three-game weekend series against Ivy League-leading Penn (16-12, 10-2 Ivy League) as the Quakers swept Sunday's doubleheader, 4-3 and 9-4, before scoring 16 unanswered runs yesterday to cruise to their 16-1 victory.

► Junior outfielder **CADEN WILDMAN** paced the Big Red offense on the weekend, batting .400 (4-for-10) with a home run, two RBI, and registering a 1.238 OPS (.538 on-base percentage and .700 slugging percentage). Senior two-way player **RYAN PORTER**, senior outfielder **KYLE MUSSER**, and sophomore infielder **LUKE JOHNSON** also joined Wildman in hitting home runs on the weekend.

► Junior right-handed pitcher **CARSON MAYFIELD** excelled on the mound during his start in the first game of Sunday's doubleheader, registering a career-high seven innings pitched while striking out eight Penn hitters, to match his single-game high for strikeouts. Mayfield held the Quakers to just a .167 batting average over his start, allowing three runs on four hits, walking two, and hitting one batter.

► Senior two-way player **WILLIAM JAUN**, junior right-handed pitchers **JOSH SHEA** and **TJ SWIDORSKI**, and freshmen **JOHN HEGARTY** and **WILL SIWINSKI** did not allow any runs in their relief outings.



MEDIA CONTACT

MARSHALL HAIM

Assistant Director of Athletic Communications

✉️ mh2348@cornell.edu

☎️ (716) 465-4945 (mobile)

2025 CORNELL BASEBALL ROSTER

#	NAME	POS	B/T	HT	WT	YR	HOMETOWN / HIGH SCHOOL
1	John Quinlan	OF	S/R	5-9	185	Sr.	Menlo Park, Calif. / Menlo-Atherton
2	Mason Barela	C/INF	R/R	5-9	195	Fr.	Jupiter, Fla. / Jupiter
3	Chris Ellison	RHP	R/R	6-0	190	Sr.	Howell, N.J. / Howell
4	Caden Wildman	OF	R/R	6-3	215	Jr.	Woodbury, Minn. / East Ridge
5	Tyler Beaulieu	OF	R/R	6-1	175	Fr.	Berwyn, Pa. / Episcopal Academy
6	Kyle Musser	OF	R/R	5-10	182	Sr.	Lititz, Pa. / Manheim Township
7	Max Jensen	INF	L/R	6-3	210	Sr.	Burke, Va. / Lake Braddock
8	Luke Johnson	INF	R/R	6-1	180	So.	Coto de Caza, Calif. / Santa Margarita Catholic
9	Graham Biben	RHP	R/R	6-0	170	So.	New York, N.Y. / Riverdale Country School
11	Matthew Walters	OF	R/R	5-11	195	Jr.	Granbury, Texas / Granbury
12	Ryan Porter	OF/RHP	R/R	6-0	185	Sr.	Houston, Texas / Paetow
13	Ethan Hamill	RHP	R/R	6-3	200	Jr.	Chester, Va. / Thomas Dale
15	Owen Carlson	INF	L/R	5-11	180	So.	Los Angeles, Calif. / Harvard-Westlake School
16	Noah Keller	LHP	L/L	6-1	210	Jr.	Goodrich, Mich. / Goodrich
17	Gus Magill	RHP	R/R	6-0	200	Fr.	New York, N.Y. / Fordham Preparatory School
18	TJ Swidorski	INF	R/R	6-0	185	Jr.	Woodbury, Minn. / East Ridge
19	Mark Quatrani	C	R/R	5-11	200	So.	Springfield, Pa. / The Haverford School
20	Kevin Hager	INF	R/R	6-0	190	So.	Berkeley Heights, N.J. / Delbarton School
21	John Gerfen	LHP	R/L	6-0	195	Jr.	Brewster, N.Y. / Brewster
22	Jakobi Davis	OF	L/L	6-4	210	Sr.	Sarasota, Fla. / Sarasota Riverview
23	Jayden Shin	INF	L/R	6-2	205	Fr.	Pennington, N.J. / Hopewell Valley
25	Beck Urofsky	INF	R/R	6-4	225	Jr.	Silver Spring, Md. / Bethesda-Chevy Chase
26	John Hegarty	RHP	L/R	6-5	200	Fr.	Needham, Mass. / St. Mark's School
28	Max Foster	RHP	R/R	6-3	210	So.	Bethel, Conn. / Bethel
29	Will Siwinski	LHP	R/L	6-3	195	Fr.	San Francisco, Calif. / St. Ignatius College Prep
30	William Jaun	1B/LHP	L/L	6-3	225	Sr.	Loveland, Ohio / St. Xavier
31	Ryan Dillon	C	R/R	6-2	185	Fr.	Marlborough, Mass. / Marlborough
32	Carson Mayfield	RHP	R/R	6-5	225	Jr.	Annandale, Va. / Bishop O'Connell
34	Ethan Van Sice	RHP	R/R	5-9	170	So.	Arlington, Va. / Gonzaga College [D.C.]
36	Nathaniel Jennewein	LHP	R/L	5-11	180	So.	Tampa, Fla. / T.R. Robinson
37	Huxley Holcombe	LHP	L/L	6-6	180	So.	Worcester, Mass. / Worcester Academy
38	Braeden Johnson	LHP	L/L	6-3	220	Fr.	Otego, N.Y. / Unatego
40	Tavian Ramos	RHP	R/R	6-2	180	Fr.	Neenah, Wis. / Neenah
41	Jackson Marko	C	R/R	5-10	175	Jr.	Syracuse, N.Y. / Christian Brothers Academy
42	Josh Shea	RHP	R/R	5-11	175	Jr.	Cortlandt Manor, N.Y. / Hendrick Hudson
43	Ethan McHugh	RHP	R/R	5-9	165	Jr.	Annandale, N.J. / North Hunterdon
44	Sam Keene	LHP	L/L	6-4	200	Fr.	Cohasset, Mass. / Boston College HS

PITCHERS (16)			
3	Chris Ellison	R/R	Sr.
9	Graham Biben	R/R	So.
13	Ethan Hamill	R/R	Jr.
16	Noah Keller	L/L	Jr.
17	Gus Magill	R/R	Fr.
21	John Gerfen	R/L	Jr.
26	John Hegarty	L/R	Fr.
28	Max Foster	R/R	So.
29	Will Siwinski	R/L	Fr.
32	Carson Mayfield	R/R	Jr.
34	Ethan Van Sice	R/R	So.
36	Nathaniel Jennewein	R/L	So.
37	Huxley Holcombe	L/L	So.
38	Braeden Johnson	L/L	Fr.
40	Tavian Ramos	R/R	Fr.
42	Josh Shea	R/R	Jr.
43	Ethan McHugh	R/R	Jr.
44	Sam Keene	L/L	Fr.

CATCHERS (4)			
2	Mason Barela	R/R	Fr.
19	Mark Quatrani	R/R	So.
31	Ryan Dillon	R/R	Fr.
41	Jackson Marko	R/R	So.

INFELDERS (6)			
7	Max Jensen	L/R	Sr.
8	Luke Johnson	R/R	So.
15	Owen Carlson	L/R	So.
18	TJ Swidorski	R/R	Jr.
20	Kevin Hager	R/R	So.
23	Jayden Shin	L/R	Fr.
25	Beck Urofsky	R/R	Jr.

OUTFIELDERS (5)			
1	John Quinlan	S/R	Sr.
4	Caden Wildman	R/R	Jr.
5	Tyler Beaulieu	OF	Fr.
6	Kyle Musser	R/R	Sr.
11	Matthew Walters	R/R	Jr.
22	Jakobi Davis	L/L	Jr.

UTILITY (2)			
12	Ryan Porter	R/R	Sr.
30	William Jaun	L/L	Jr.

COACHING AND SUPPORT STAFF

Head Coach:	Dan Pepicelli
Associate Head Coach:	Tom Ford
Assistant Coach:	John Toppa
Assistant Coach:	Robby Faris
Athletic Trainer:	Grace DeStefano
Strenght & Conditioning:	Chris Van Alstyne
Equipment Manager:	Graig Lyon

PRUH-NUHN-SEE-AY-SHN GUIDE















2	Mason Barela	buh-RELL-uh
5	Tyler Beaulieu	BOWL-yoo
6	Kyle Musser	MUH-sihr
9	Graham Biben	BYE-bin
17	Gus Magill	muh-GIHL
18	TJ Swidorski	swih-DOOR-skee
19	Mark Quatrani	QU-trah-knee
20	Kevin Hager	HAY-gher
21	John Gerfen	guhr-FIN
25	Beck Urofsky	yuhr-OFF-skee
29	Will Siwinski	sih-WIHN-skee
30	William Jaun	JOHN
34	Ethan Van Sice	van SIYS
36	Nathaniel Jennewein	jehn-IH-wine
37	Huxley Holcombe	hohl-CUMB
40	Tavian Ramos	TAY-vee-ihn
HC	Dan Pepicelli	PEP-ih-sell-ee
AC	John Toppa	TOE-puh
AT	Grace DeStefano	dee-STIH-fah-no

ROSTER BREAKDOWN

BY CLASS

FRESHMAN (10)	SOPHOMORES (9)	JUNIORS (11)	SENIORS (7)
2 Barela	8 L.Johnson	4 Wildman	1 Quinlan
5 Beaulieu	9 Biben	11 Walters	3 Ellison
17 Magill	15 Carlson	13 Hamill	6 Musser
23 Shin	19 Quatrani	16 Keller	7 Jensen
26 Hegarty	20 Hager	18 Swidorski	12 Porter
29 Siwinski	28 Foster	21 Gerfen	22 Davis
31 Dillon	34 Van Sice	25 Urofsky	30 Jaun
38 B.Johnson	36 Jennewein	32 Mayfield	
40 Ramos	37 Holcombe	41 Marko	
44 Keene		42 Shea	
		43 McHugh	

BY STATE

 New York	6	 Florida	3	 Maryland	1
 California	4	 Pennsylvania	3	 Michigan	1
 Massachusetts	4	 Minnesota	2	 Ohio	1
 New Jersey	4	 Texas	2	 Wisconsin	1
 Virginia	4	 Connecticut	1		

CORNELL QUICK FACTS

GENERAL INFORMATION

Location:	Ithaca, N.Y.
Enrollment:	26,284 (16,071 undergraduate)
Founded:	1865
Nickname:	Big Red
School Colors:	Carnelian Red (Pantone 187) and White
Conference:	Ivy League
Interim President:	Michael I. Kotlikoff
Meakam Smith Director of Athletics:	Dr. Nicki Moore
Athletics Website:	CornellBigRed.com
Facebook:	/CornellSports
Instagram:	@CornellSports @cornellbsb
X:	@CornellSports @CornellBaseball

HISTORY

Seasons of Baseball:	154th
First Season:	1869
All-Time Record (Win Pct.):	1772-2025-34 (.467)
Ivy League Regular-Season Titles (last):	6 (2012)
Ivy League Championship Titles (last):	1 (2012)
Ivy League Tournament Appearances (last):	1 (2024)
NCAA Tournament Appearances (last):	2 (2012)
Most Consecutive NCAA Appearances:	N/A
College World Series Appearances (last):	None
National Championships:	None
NCAA Tournament Record:	2-4 (.333)

BOOTH FIELD

Year Opened (Season):	2023 (3rd)
Dimensions:	318' (LF/RF), 390' (CF), 397' (LCF/RCF)
Capacity:	500
All-Time Record:	10-14 (.417)
Under Dan Pepicelli:	10-14 (.417)

COACHING STAFF

Head Coach:	Dan Pepicelli (Cortland '90)
Overall Record:	332-358-3 (.481)
Record at Cornell:	111-181-1 (.381)
Associate Head Coach:	Tom Ford (Ithaca '79)
Assistant Coach:	John Toppa (UConn '19)
Assistant Coach:	Robby Faris (Johns Hopkins '20)

2024 IN REVIEW

Overall Record:	17-21 (.447)
Ivy League Record (Finish):	11-10 (.524) — 3rd
Home Record:	7-5 (.583)
Road Record:	8-14 (.364)
Neutral Record:	2-2 (.500)
Ivy League Tournament:	No. 3 seed / Champ. Round Lost to Penn in Championship Round, 11-9 & 12-6
NCAA Tournament:	Not selected
D1Baseball.com Poll Ranking (final):	N/A
NCBWA Poll Ranking (final):	N/A
USA Today Poll Ranking (final):	N/A

2025 TEAM INFORMATION

Letterwinners Returning / Lost:	18 / 6
Newcomers:	11
Fr / So / Jr / Sr:	10 / 8 / 11 / 7

ATHLETIC COMMUNICATIONS

Jeremy Hartigan	
Sr. Associate Director of Athletics for Communications	
Marshall Haim	
Assistant Director of Athletic Communications (BSB)	
Phone:	(716) 465-4945
Email:	mh2348@cornell.edu
Shawn Gillen	
Assistant Director of Athletic Communications	
Aaron Kelly	
Assistant Director of Athletic Communications	
Sydney Duenckel	
Athletic Communications Intern	

CORNELL
BASEBALL

SCOUTING REPORT



as of 4/17/25



4	179	.272	<<	BATTING AVG.	.243	278	5
2	145	.387	<<	ON-BASE PCT.	.329	294	7
3	134	.438	<<	SLUGGING PCT.	.381	248	5
3	128	6.92	<<	RUNS (AVG.)	4.48	289	5
3	124	9.54	<<	HITS (AVG.)	7.63	283	6
2	93	1.17	<<	HOME RUNS (AVG.)	0.85	187	4
—	—	8.17	<<	STRIKEOUTS (AVG.)	9.63	—	—
1	62	5.38	<<	WALKS (AVG.)	3.22	294	8
2	114	1.38	<<	STEALS (AVG.)	1.11	173	5
7	273	8.71	<<	ERA	8.80	276	8
7	251	1.90	<<	WHIP	1.99	273	8
8	275	6.29	>>	STRIKEOUTS (AVG.)	7.52	184	3
—	—	.270	<<	OPP. AVERAGE	.301	—	—
1	31	.977	<<	FIELDING PCT.	.960	239	8

BATTING LEADERS

		AVG	OBP	SLG	OPS
12	Ryan Porter	.343	.380	.716	1.096
19	Mark Quatrani	.340	.448	.543	.991
20	Kevin Hager	.314	.441	.465	.906
4	Caden Wildman	.287	.388	.414	.802
30	William Jaun	.275	.341	.350	.691

		AVG	OBP	SLG	OPS
6	George Cooper	.320	.388	.540	.928
20	Matt Giberti	.314	.390	.407	.797
7	Gio Colasante	.312	.385	.516	.901
12	Jack Rickheim	.283	.365	.380	.745
5	Tyler Shulman	.258	.329	.355	.684

ON THE ROAD AGAIN

► Cornell's current eight-game road trip is its longest stretch of true road games in the middle of a season since also playing eight straight contests away during the 2022 season.

► That road trip began when the Big Red posted an impressive 11-10 come-from-behind victory over Canisius in Buffalo, N.Y., on April 5, where it avenged a 10-3 third-inning deficit. The Big Red then traveled to Princeton (April 9-10) for a three-game series, which the Tigers claimed thanks a 10-6 victory in the rubber match. After dropping a midwest contest to Binghamton, 5-3, on April 12, the Big Red closed out the road swing being swept in a three-game series at Penn (April 16-17).

► This weekend is the first of Cornell's two consecutive trips to northern New England as the Big Red will return to the area next weekend for a three-game series against Dartmouth (7-18, 5-7 Ivy League) at Red Rolfe Field at Biondi Park in Hanover, N.H.

► Although the Big Red traditionally played both Harvard and Dartmouth in the same weekend between 1970 and 2017, this will be Cornell's second time in program history it will be traveling to New England in consecutive weekends to face the Crimson and Big Green. The only other occurrence came when the Big Red played doubleheaders on May 17, 1947 (Dartmouth) and May 24, 1947 (Harvard).

STAYING STRONG IN THE FIELD

► Coming off its program-record .975 fielding percentage (35 errors in 1,407 fielding chances) last season, Cornell has carried its fielding success into the 2025 campaign, committing just 20 errors in 880 fielding opportunities (.977 fielding percentage).

► The Big Red's fielding percentage ranks 31st in Division I baseball after the conclusion of Wednesday's contests, leading all Ivy League programs in fielding percentage by seven points (Penn — .971).

► Cornell's 20 errors committed rank as the third-fewest miscues in Division I baseball, trailing UTRGV (17 errors in 36 games) and Ball State (18 errors in 38 games). The Big Red has 10 fewer errors than the second-place holders in the Ancient Eight (Dartmouth and Penn— 30 errors).

► Since last season, Cornell has a cumulative .976 fielding percentage (55 errors in 2,287 fielding chances), which ranks 38th among Division I programs in the span. The Big Red has a seven-point lead over Penn (.969 — 85 errors in 2,704 fielding chances) for the top fielding percentage in the Ivy League during the span.

► Cornell's 55 errors committed since last season trails only Notre Dame (54 errors in 86 games) for the fewest miscues in Division I baseball. The Big Red enters the weekend one of three programs that has committed under 60 errors since the start of last season, joined by Cal Poly (59 errors in 92 games).

NCAA LEADERS

FEWEST ERRORS COMMITTED This Season (as of 4/17/25)

SCHOOL	G	PO	A	E	F%
UTRGV	36	924	316	17	.986
Ball State	38	976	329	18	.986
► Cornell	24	617	243	20	.977
Arkansas	38	962	299	21	.984
Cal Poly	35	939	310	21	.983
Arizona State	37	980	311	22	.983
Vanderbilt	37	945	280	22	.982
Charlotte	36	944	281	23	.982
Rutgers	37	945	330	23	.982

FEWEST ERRORS IN DIVISION I BASEBALL Since Start of 2024 Season (as of 4/17/25)

SCHOOL	G	PO	A	E	F%
Notre Dame	86	2213	752	54	.982
► Cornell	62	1610	622	55	.976
Cal Poly	92	2487	882	59	.983
Arkansas	98	2533	742	60	.982
Northwestern	86	2194	810	61	.980
Dallas Baptist	96	2489	869	63	.982
Virginia Tech	91	2359	708	65	.979

SATURDAY'S GAME ONE PROBABLE STARTING PITCHER



CARSON MAYFIELD 32

2025 STATS: 1-1, 3.92 ERA, 43.2 IP, 17 BB, 38 SO

Height / Weight: 6-5 / 225 lbs.
Hometown: Annandale, Va.
High School: Bishop O'Connell

Bats/Throws: R/R
Year: Junior

MAYFIELD'S CAREER STATS

	W	L	ERA	G	GS	CG	IP	H	R	ER	BB	SO	HR	GIDP	WHIP	AVG
2023	1	2	5.09	18	0	0	46.0	49	36	26	12	38	6	3	1.33	.266
2024	2	2	8.55	8	8	0	33.2	41	32	32	13	27	5	2	1.60	.299
2025	1	1	3.92	8	8	0	43.2	30	24	19	17	38	7	3	1.08	.195
TOTALS	4	5	5.62	34	16	0	123.1	120	92	77	42	103	18	8	1.31	.253

NEWS & NOTES ON MAYFIELD

► **THIS WEEKEND:** Scheduled to make 34th career appearance (17th start) of collegiate career this weekend.

► **LAST TIME OUT:** Had career day last Sunday against league-leading Penn (7.0IP, 4H, 3R/ER, 2BB, 8K), setting a career-high for IP and matching single-game high for strikeouts ... tossed career-high 111 pitches with 73 going for strikes (65.8 percent) ... held potent Penn offense to 4H in 24AB (.167 BAA).

► **2025:** 1-1 record with team-leading 3.92 ERA over 43.2IP in eight starts ... allowed 3ER or fewer in seven of eight outings ... posted at least 5K in five of eight starts, including four of last five.

► **TOUGH TO TOUCH:** Mayfield's .207 BABIP enters weekend with ninth-best figure among Division I pitchers, 18 points better than Yale's Jack Ohman (.225) ... held Ivy League opponents to .220 batting average (18H in 82 ABs) in conference play, ranking third in the Ancient Eight behind Ohman (.135) and Harvard's Truman Pauley (.167).

► **2024:** Started all eight appearances before missing final month with injury ... went 2-2 with 8.55 ERA ... first win came at Richmond (March 16) with 5IP, 5H, 2R, 1BB, 3SO ... season-high 6.2IP in first quality start against Princeton (March 22), yielding 3R on 3H while issuing 0BB and 8SO ... other victory came against Dartmouth (March 30) ... registered 1BB or fewer in five of eight outings ... named to College Sports Communicators' (CSC) Academic All-District Team.

► **2023:** One of Cornell's go-to relievers, tying **SPENCER EDWARDS** for most appearances (18) ... 38SO over 46IP and issued 12BB ... 1-2 record with team-leading 5.09 ERA ... posted season-high 5SO twice (March 18 at George Mason; April 21 vs. Princeton) ... collected first collegiate save at Yale (March 24) before posting first win following weekend at Columbia (April 2) ... earned save at Dartmouth (May 6).

► **PRIOR TO CORNELL:** Four-year letterwinner in baseball at Falls Church and Bishop O'Connell ... named MVP at 2022 Mingo Bay Classic Tournament, where team claimed championship ... two-time captain (Falls Church — 2020; Bishop O'Connell — 2022) ... tabbed Second Team All-Region as RHP in 2019 while at Falls Church ... earned pair of first-team honors, being named First Team Division I All-State in 2021 and First Team All-WCAC in 2022 ... member of Expanded Services Mentoring Program at Bishop O'Connell in 2021-22.

MAYFIELD'S 2025 GAME LOG

DATE	VS.	RESULT	DEC	GS	IP	H	R	ER	BB	SO	HR	NP-S	S%	RS	W-L	ERA	AVG	NOTES
2/21	@ DUKE	W 11-8	W-1	1	6.0	0	0	0	2	2	0	77-45	58.4%	10	1-0	0.00	.000	2nd OD start ... 6 no-hit IP ... 1 over min.
FEBRUARY																		
3/1	@ UMBC (G1)	W 8-7 (10)	—	1	4.0	5	5	3	3	5	3	75-41	54.7%	6	1-0	2.70	.147	Pitched into 5th for 7th time in 10 starts
3/7	vs. MSU	L 2-3	—	1	6.0	4	2	1	0	3	1	85-52	61.2%	2	1-0	2.25	.161	Retired 16 of last 18 batters faced
3/15	@ TOW (G1)	L 5-6	—	1	4.2	3	2	2	1	5	1	81-53	65.4%	1	1-0	2.61	.167	Matched season high for SO (5)
3/22	@ YALE (G1)	W 13-12 (10)	—	1	5.0	1	5	5	3	6	0	106-60	56.6%	8	1-0	3.86	.149	Fanned season-high six batters
3/28	BRWN	L 4-5	—	1	6.0	4	2	2	2	6	0	93-64	68.8%	3	1-0	3.69	.156	Tied season-highs in IP (6.0) and SO (6)
MARCH																		
4/4	@ COL (G1)	L 1-10	L-1	1	5.0	9	5	3	4	3	1	106-61	57.5%	1	1-1	3.93	.200	SH for hits (9); CH for walks (4)
4/13	PENN (G1)	L 3-4	—	1	7.0	4	3	3	2	8	1	111-73	65.8%	3	1-1	3.92	.195	CH for IP (7), matched CH for SO (8)
APRIL																		
				2	12.0	13	8	6	6	11	2	217-134	61.8%	4	0-1	4.50	.289	
TOTALS																		
				8	43.2	30	24	19	17	38	7	734-376	61.2%	34	1-1	3.92	.195	

MAYFIELD'S 2025 SPLITS

SPLIT	W	L	G	GS	IP	H	R	ER	HR	BB	SO	ERA	AVG
TOTALS	1	1	8	8	43.2	30	24	19	7	17	38	3.92	.195
Home	0	0	2	2	13.0	8	5	5	1	4	14	3.46	.174
Away	1	1	5	5	24.2	18	17	13	5	13	21	4.74	.209
Neutral	0	0	1	1	6.0	4	2	1	1	0	3	1.50	.182
Day	1	0	8	8	43.2	30	24	19	7	17	38	3.92	.195
Night	—	—	—	—	—	—	—	—	—	—	—	—	—
Starter	1	0	8	8	43.2	30	24	19	7	17	38	3.92	.195
Reliever	—	—	—	—	—	—	—	—	—	—	—	—	—

MAYFIELD'S 2025 SPLITS vs. LHB/RHB

	BF	AB	H	2B	3B	HR	BB	SO	AVG	OBP	SLG	OPS
Total	186	154	30	3	1	7	17	38	.195	.319	.364	.683
vs. LHB	50	39	7	1	0	0	7	9	.179	.320	.205	.525
vs. RHB	136	115	23	2	1	7	10	29	.200	.319	.417	.736

SINGLE-GAME HIGHS & LOWS

2025	CAREER
7.0, vs. Penn (4/13)	IP 7.0, vs. Penn (4/13/25)
9, at Columbia (4/4)	H 10, at VCU (3/10/23)
5, (3x), Last: at Columbia (4/4)	R 9, at Georgetown (3/10/24)
5, at Yale (3/22)	ER 9, at Georgetown (3/10/24)
4, at Columbia (4/4)	BB 4, at Columbia (4/4/25)
8, vs. Penn (4/13)	SO 8, (2x), Last: vs. Penn (4/13/25)
3, at UMBC (3/1)	HR 3, at UMBC (3/1/25)
111, vs. Penn (4/13)	PITCHES 111, vs. Penn (4/13/25)
—	CG —
—	SHO —
—	W STREAK —
—	L STREAK 2 games (3/3/24 - 3/10/24)

NOTE: Bold denotes active streak

MAYFIELD VS. HARVARD

	W-L	ERA	AVG	G	GS	IP	H	R	ER	BB	SO	HR
CAREER	0-0	10.57	.387	3	1	7.2	12	9	9	4	6	0
O'DONNELL FLD	0-0	12.27	.471	2	0	3.2	8	5	5	3	3	0
2024	0-0	9.00	.286	1	1	4.0	4	4	4	1	3	0
LAST APP:	4/6/24 (ND; W, 5-4)			1	1	4.0	4	4	4	1	3	0

► Slated to make fourth career appearance against Harvard this weekend ... outing will be second start against the Crimson after allowed 4R on 4H in 4 IP with 1BB and 3SO before exiting with an apparent injury on April 6, 2024, at Booth Field.

► Made pair of relief appearances at O'Donnell Field as a freshman in 2023, combining to allow 5R on 8H in 3.2 IP with 3BB and 3SO.



HUXLEY HOLCOMBE 37

2025 STATS: 3-1, 8.34 ERA, 41.0 IP, 24 BB, 28 SO

Height / Weight: 6-6 / 180 lbs.
Hometown: Worcester, Mass.
High School: Worcester Academy
Bats/Throws: L/L
Year: Sophomore

HOLCOMBE'S CAREER STATS

	W	L	ERA	G	GS	CG	IP	H	R	ER	BB	SO	HR	GIDP	WHIP	AVG
2024	2	2	7.78	14	3	0	41.2	48	39	36	30	26	8	2	1.87	.296
2025	3	1	8.34	8	6	0	41.0	45	41	38	24	28	4	2	1.68	.290
TOTALS	5	3	8.06	22	9	0	82.2	93	80	74	54	54	12	4	1.78	.293

NEWS & NOTES ON HOLCOMBE

► **THIS WEEKEND:** Set to toe the rubber for the 23rd time in his collegiate career and make his 10th career start (seventh of 2025).

► **LAST TIME OUT:** Saw his three-game win streak come to a halt in nightcap of last Sunday's doubleheader against Penn ... wound up as losing pitcher for first time this season after allowing 8H and 6R in 5.1IP with 2BB and 3K ... threw 62 of 97 pitches for strikes (63.9 percent) ... 8H matched season- and career-high, which previously came against Towson (March 15).

► **TOUGH TO TOUCH:** Has held Ivy League opponents to .233 batting average (20H in 86AB) across his four conference starts ... clip ranks as the sixth-best figure in the Ancient Eight and second among qualifying Cornell pitchers (**CARSON MAYFIELD** — .220 (18H in 82AB — third in Ivy League).

► **2025:** Enters weekend with 3-1 record with 8.34 ERA (41.0IP, 38 ER) and 28K in eight appearances (six starts) ... three victories leads all Cornell pitchers, one ahead of senior two-way player **RYAN PORTER** (2-0) ... posted at least 3K in all six starts and in seven of eight outings ... had career day against Columbia (April 4), logging line of 7.2IP, 3H, 3R/ER, 4BB, 7K, setting single-game highs in IP and Ks.

► **2024:** Started three of 14 appearances, going 2-2 with 7.78 ERA ... served as one of Cornell's go-to bulk arms out of bullpen, registering 3.0+IP in eight of 11 relief outings and 10 of 14 total appearances ... pitched season-high 5.0IP and was winning pitcher in consecutive outings against Harvard (April 6) and Penn (April 13) ... named Ivy League Rookie of the Week after outing against Harvard, where he earned first collegiate victory after pitching five shutout innings of work, yielding just two baserunners (1H, 1BB) and having 3K ... season-high 4K on two occasions (April 28 vs. Columbia; May 20 vs. Penn).

► **PRIOR TO CORNELL:** Received four letters in baseball, aiding Worcester Academy to 2023 CNEPSBL Championship ... was two-time CNEPSBL All-Star and two-time CNEPSBL All-League selection (2022 and 2023) ... also received three letters in cross country, which included earning most improved in 2019 at Vermont Academy in Saxtons River, Vt. ... also lettered once in swimming, nordic skiing, and soccer.

HOLCOMBE'S 2025 GAME LOG

DATE VS.	RESULT	DEC	GS	IP	H	R	ER	BB	SO	HR	NP-S	S%	RS	W-L	ERA	AVG	NOTES
2/23 @ DUKE	L 1-18	—	0	3.1	6	10	10	5	2	1	82-47	57.3%	—	0-0	27.00	.375	Allowed career-highs in R, ER, & BB
FEBRUARY			0	3.1	6	10	10	5	2	1	82-47	57.3%	—	0-0	27.00	.375	
3/1 @ UMBC (G1)	W 8-7 (10)	—	0	3.1	4	2	2	1	3	2	63-38	60.3%	—	0-0	16.20	.333	One SO shy of matching career high
3/8 vs. UAB	L 12-13	—	1	5.1	7	5	3	1	2	0	88-57	64.7%	3	0-0	11.25	.333	Pitched career-high 5.1 IP, 88 pitches
3/15 @ TOW (G2)	W 18-7	—	1	4.1	8	6	6	3	3	1	68-41	60.3%	8	0-0	11.57	.362	
3/22 @ YALE (G2)	W 7-4	W-1	1	6.0	4	3	3	5	4	0	87-52	59.7%	7	1-0	9.67	.333	Career-high 6 IP ... matched CH for SO (4)
3/29 BRWN (G1)	W 9-6	W-2	1	5.2	5	6	5	3	4	0	98-57	58.2%	7	2-0	9.32	.321	Second straight win, 4-SO outing
MARCH			4	24.2	28	22	19	13	16	3	404-245	60.6%	25	2-0	6.93	.311	
4/4 @ COL (G2)	W 7-3	W-3	1	7.2	3	3	3	4	7	0	118-75	63.6%	7	3-0	8.07	.280	Third straight win; CHs in IP (7.2), SO (7)
4/13 PENN (G2)	L 4-9	L-1	1	5.1	8	6	6	2	3	0	97-62	63.9%	3	3-1	8.34	.290	Matched career-high for hits allowed
APRIL			1	13.0	11	9	9	6	10	0	215-137	63.7%	10	1-1	6.23	.224	
TOTALS			6	41.0	45	41	38	24	28	4	701-429	61.2%	32	3-1	8.34	.290	

HOLCOMBE'S 2025 SPLITS

SPLIT	W	L	G	GS	IP	H	R	ER	HR	BB	SO	ERA	AVG
TOTALS	3	1	8	6	41.0	45	41	38	4	24	28	8.34	.290
Home	1	1	2	2	11.0	13	12	11	0	5	7	9.00	.310
Away	2	0	5	3	24.2	25	24	24	4	18	19	8.76	.272
Neutral	0	0	1	1	5.1	7	5	3	0	1	2	5.06	.333
Day	0	0	8	6	41.0	45	41	38	4	24	28	8.34	.290
Night	—	—	—	—	—	—	—	—	—	—	—	—	—
Starter	3	1	6	6	34.1	35	29	26	1	18	23	6.82	.280
Reliever	0	0	2	0	6.2	10	12	12	3	6	5	16.20	.333

HOLCOMBE'S 2025 SPLITS vs. LHB/RHB

	BF	AB	H	2B	3B	HR	BB	SO	AVG	OBP	SLG	OPS
Total	192	155	45	8	1	4	24	28	.290	.401	.432	.833
vs. LHB	44	33	10	2	0	0	8	6	.303	.429	.364	.792
vs. RHB	148	122	35	6	1	4	16	22	.287	.393	.451	.844

SINGLE-GAME HIGHS & LOWS

2025	CAREER
7.2, at Columbia (4/4)	IP 7.2, at Columbia (4/4/25)
8, (2x), Last: vs. Penn (4/13)	H 8, (2x), Last: vs. Penn (4/13/25)
10, at Duke (2/23)	R 10, at Duke (2/23/25)
10, at Duke (2/23)	ER 10, at Duke (2/23/25)
5, (2x), Last: at Yale (3/22)	BB 5, (3x), Last: at Yale (3/22/25)
7, at Columbia (4/4)	SO 7, at Columbia (4/4/25)
2, at UMBC (3/1)	HR 3, (2x), Last: vs. Columbia (4/28/24)
118, at Columbia (4/4)	PITCHES 118, at Columbia (4/4/25)
—	CG —
—	SHO —
3 games (3/22 - 4/4)	W STREAK 3 games (3/22/25 - 4/4/25)
—	L STREAK —

NOTE: Bold denotes active streak

HOLCOMBE VS. HARVARD

	W-L	ERA	AVG	G	GS	IP	H	R	ER	BB	SO	HR
CAREER	1-0	0.00	.067	1	0	5.0	1	0	0	1	3	0
O'DONNELL FLD	—	—	—	—	—	—	—	—	—	—	—	—
2024	1-0	0.00	.067	1	0	5.0	1	0	0	1	3	0
LAST APP:	4/6/24 (W, 5-4)			1	0	5.0	1	0	0	1	3	0
LAST WIN:	4/6/24 (W, 5-4)			1	0	5.0	1	0	0	1	3	0

► Scheduled to make his second career appearance and first start against Harvard this weekend.

► In lone appearance against Harvard on April 6, 2024, at Booth Field, Holcombe allowed just one hit over five innings of relief to register his first career victory and earn Ivy League Rookie of the Week honors ... walked one and struck out three while holding the Crimson to a .067 batting average.



TO BE DETERMINED

BIG RED BULLPEN BRIEFS

#3 CHRIS ELLISON | SR. | RHP

2025: 0-4-1 | 8 G (4 GS) | 19.0 IP | 10.89 ERA | 8 SO (7.8 K%) | 24 BB (23.5 BB%)

1ST-PITCH K%: 52/102 (51.0%) 1ST BATTER EFF.: 3/8 (37.5%) IR/IRS: 2/0 (100.0% stranded) vs. LHB: .241 (7-29), 0 HR
 LAST WIN: 5/17/24 vs. Princeton LAST LOSS: 4/5/25 at Columbia LAST SAVE: 3/29/25 vs. Brown vs. RHB: .302 (13-43), 4 HR

► Made eighth appearance (fourth out of bullpen) on Monday against Penn, pitching ninth inning and allowing 3R on 2H and issuing 2BB in 1 IP ... logged pair of relief outings against Columbia, combining to give up 5R on 2H, while having 4BB and 2SO in series ... ended as losing pitcher in series finale with Columbia (April 5).

► Posted first save of 2025 (second career save) in opening game of March 29 doubleheader with Brown, tossing 1.1 IP of scoreless relief, with lone baserunner to reach coming on a two-out walk.

► First four outings came in starts against No. 17-ranked Duke (Feb. 23), Winthrop (March 9), Towson (March 16), and Yale (March 23) ... went 0-3 with 9.00 ERA in 15 IP as a starter with opponents having a .281 batting average ... 0-1 record with 18.00 ERA in 4 IP since moving to bullpen, with 8R on 4H, 7BB, and 2SO ... all 8R/8ER as reliever have come in last two outings.

► Enters weekend with 45 career pitching appearances, tied with **STEVE HUBER** (1982-85) for second-most pitching appearances in Cornell's modern era ... eight outings shy of matching **JOHN O'CONNOR** (1985-88) for program record for pitching appearances (54).

► Appeared in season-high 16 games in 2024, all of which came out of bullpen ... received Honorable Mention All-Ivy honors after registering team-leading four victories, going 4-0 with 5.70 ERA across 23.2 IP ... strung nine consecutive outings (10.2 IP) without yielding a run between March 17 - April 28 ... held opponents scoreless in 12 of 16 outings ... registered first collegiate victory against Harvard (April 7), marking first of three consecutive appearances being named winning pitcher ... also posted victories over Penn (April 14), Yale (April 20), and in opening game of Ivy League Tournament against Princeton (May 17) ... had season-high 4SO in 3.2 IP against Brown (May 4) in final regular-season outing ... notched first career save against Penn (May 19) in second game of Ivy League Tournament.

LAST FIVE OUTINGS	IP	H	R	ER	BB	SO
3/23 at Yale (L)	3.2	4	7	4	5	1
3/29 (G1) vs. Brown (S)	1.1	0	0	0	1	0
4/4 (G2) at Columbia	1.0	1	0	0	1	1
4/5 at Columbia (L)	0.2	1	5	5	3	1
4/14 vs. Penn	1.0	2	3	3	2	0
TOTALS (0-2-1)	7.2	8	15	12	12	3

#12 RYAN PORTER | SR. | OF/RHP

2025: 2-0-0 | 8 G (0 GS) | 10.1 IP | 7.84 ERA | 7 SO (12.5 K%) | 11 BB (19.6 BB%)

1ST-PITCH K%: 33/56 (58.9%) 1ST BATTER EFF.: 4/8 (50.0%) IR/IRS: 8/7 (12.5% stranded) vs. LHB: .455 (5-11), 1 HR
 LAST WIN: 3/22/25 (G1) at Yale LAST LOSS: 5/20/24 vs. Penn LAST SAVE: 4/20/24 vs. Yale vs. RHB: .233 (7-30), 2 HR

► Did not make any pitching appearances in last weekend's series against Penn or in midweek contest at Binghamton ... lasting outing on mound came in series finale against Columbia (April 5), allowing 2R on 1H and having 2BB without generating an out ... hurled 2.0 scoreless innings of relief in opening game of March 29 DH against Brown, giving up 1H and 2BB ... has not allowed a run in four of eight outings.

► Earned first victory since April 28, 2023 (vs. Penn) at UMBC in opening game of March 1 twin bill ... allowed 1H and had 2K in 2.2IP and induced game-winning double play to solidify victory.

► Enters weekend with 44 career pitching appearances, tied with **JIM PRONTI** (1994-97) for fourth-most outings by a Big Red pitcher ... next time toeing the rubber will tie **STEVE HUBER** (1982-85) ... nine outings shy of matching **JOHN O'CONNOR**'s program record of 54 appearances between 1985-88.

► Appeared in 20 games in 2024, making eight starts (five in LF, two in RF, one as SP) ... split time between pitcher's mound and field before primarily serving as RP in mid-March ... 0-2 record with two saves in 13 outings on mound ... lone start as pitcher came in winner-take-all championship game of Ivy League Baseball Tournament against Penn (May 20) ... registered saves against Dartmouth (March 30) and Yale (April 20) ... pitched season-high 4.0IP against Columbia (April 27), posting season-high 4K.

LAST FIVE OUTINGS	IP	H	R	ER	BB	SO
3/9 at Winthrop	1.0	2	3	2	2	1
3/15 (G1) at Towson	0.1	1	0	0	1	0
3/22 (G1) at Yale (W)	1.2	1	2	2	2	1
3/29 (G1) vs. Brown	2.0	1	0	0	2	0
4/5 at Columbia	0.0	1	2	2	2	0
TOTALS (1-0-0)	5.0	6	7	6	9	2

#16 NOAH KELLER | JR. | LHP

2025: 1-1-0 | 10 G (2 GS) | 13.0 IP | 19.38 ERA | 11 SO (12.5 K%) | 30 BB (34.1 BB%)

1ST-PITCH K%: 32/85 (37.6%) 1ST BATTER EFF.: 4/10 (40.0%) IR/IRS: 14/7 (50.0% stranded) vs. LHB: .400 (4-10), 1 HR
 LAST WIN: 3/15/25 at Towson LAST LOSS: 2/22/25 at Duke LAST SAVE: — vs. RHB: .306 (11-36), 3 HR

► Pitched 0.2IP against Binghamton on Tuesday, allowing 3R without a hit while having 3BB, 1K, and 3 HBP ... allowed 3R/2ER on 2H in 1.1IP in nightcap of last Sunday's doubleheader against Penn with 4BB and 3K ... hurled 0.2IP of scoreless relief against Columbia in nightcap of April 4 twin bill with 1BB and 1K.

► Posted first win of season after pitching final 3.2IP in run-rule victory over Towson (March 15), conceding 1R on 2H with 3BB and 4K ... started first two outings of season, pitching 3.1IP, allowing 8H, issuing 9BB, and having 1K.

► Allowed 1R or fewer in three of 10 outings on season (1R/ER at Towson — March 15; 1R/ER at Yale — March 22; 0R at Columbia — April 5).

► Enters weekend with 101K, one of 41 Cornell pitchers in modern era (since 1947) to surpass century mark for punchouts ... 101K are tied with **DAN BAYSINGER** (2001-04) for 39th-highest strikeout total.

► Started eight of 13 appearances in 2024 ... registered 1-6 record with 6.55 ERA ... lone win came against Yale (April 20) with 6.0IP, allowing 2R on 4H with 6K and 0BB ... outing was second quality start of season, joining March 22 app. at Princeton (6.0IP, 1ER), where he had career-high 9K.

LAST FIVE OUTINGS	IP	H	R	ER	BB	SO
3/23 at Yale	2.2	1	2	2	4	0
3/29 (G2) vs. Brown	0.0	1	4	4	3	0
4/5 at Columbia	0.2	0	0	0	1	1
4/13 (G2) vs. Penn	1.1	2	3	2	4	3
4/15 at Binghamton	0.2	0	3	3	3	1
TOTALS (0-0-0)	5.1	4	12	11	15	5

#17 GUS MAGILL | FR. | RHP

2025: 0-0-0 | 3 G (0 GS) | 3.0 IP | 6.00 ERA | 3 SO (18.8 K%) | 5 BB (31.3 BB%)

1ST-PITCH K%: 4/16 (25.0%) 1ST BATTER EFF.: 1/3 (33.3%) IR/IRS: 0/0 (0.0% stranded) vs. LHB: .500 (1-2), 0 HR
 LAST WIN: — LAST LOSS: — LAST SAVE: — vs. RHB: .111 (1-9), 0 HR

► Registered pair of appearances in last weekend's series with Penn ... gave up 1R and had 3BB without getting an out in opening game of series last Sunday (April 13) ... yielded 1R on 2H in 2.0IP in series finale (April 14) with 2BB and 2K ... made collegiate debut in opener of April 4 DH at Columbia, spinning perfect seventh inning and registering first career punchout.

► Played four years of baseball at Fordham Preparatory School, earning two varsity letters ... named Fordham Prep's Pitcher of the Year in 2024, while also garnering CHSAA First Team honors and being named finalist for CHSAA Ron Patnosh Player of the Year award ... member of National Honor Society.

LAST FIVE OUTINGS	IP	H	R	ER	BB	SO
4/4 (G1) at Columbia	1.0	0	0	0	0	1
4/13 (G1) vs. Penn (L)	0.0	0	1	1	3	0
4/14 vs. Penn	2.0	2	1	1	2	2
—	—	—	—	—	—	—
TOTALS (0-1-0)	3.0	2	2	2	5	3

BIG RED BULLPEN BRIEFS

#18 TJ SWIDORSKI | JR. | INF/RHP

2025: 0-0-0 | 4 G (0 GS) | 2.0 IP | 13.50 ERA | 0 SO (0.0 K%) | 3 BB (23.1 BB%)

1ST-PITCH K%: 5/12 (41.7%)

1ST BATTER EFF.: 2/4 (50.0%)

IR/IRS: 3/2 (33.3% stranded)

vs. LHB: .000 (0-4), 0 HR

LAST WIN: —

LAST LOSS: —

LAST SAVE: —

vs. RHB: .250 (1-4), 0 HR

► Lone appearance as pitcher in three-game set with Penn came in series finale on Monday, tossing 0.2 scoreless innings in relief, allowing a one-out 1B ... outing was first pitching appearance since nightcap of March 29 DH against Brown, walking lone batter he faced ... 1BB in 0.1IP against Towson (March 15) in opening game of DH ... made first collegiate pitching appearance against UAB (March 8), allowing 2R and 1BB in 1.0IP.

► Primarily serves as an infielder, making pair of starts at 3B against Penn (April 13) and Binghamton (April 15) ... also started at 2B against UMBC (March 1) and Yale (March 23) ... started 17 games at SS last season; 14 of 15 games started in 2023 also came at SS.

► Played four years of baseball at East Ridge HS in Woodbury, Minn., earning two varsity letters ... received All-Conference and All-Metro First Team honors in 2022 ... pitched first perfect game in East Ridge HS history ... participated in 2022 East Metro All-Star Game.

LAST FIVE OUTINGS	IP	H	R	ER	BB	SO
3/8 vs. UAB	1.0	0	2	2	1	0
3/15 (G1) at Towson	0.1	0	0	0	1	0
3/29 (G2) vs. Brown	0.0	0	1	1	1	0
4/14 vs. Penn	0.2	1	0	0	0	0
—	—	—	—	—	—	—
TOTALS (0-0-0)	2.0	1	3	3	3	0

#21 JOHN GERFEN | JR. | LHP

2025: 0-1-0 | 2 G (0 GS) | 1.0 IP | 18.00 ERA | 0 SO (0.0 K%) | 1 BB (20.0 BB%)

1ST-PITCH K%: 2/5 (40.0%)

1ST BATTER EFF.: 1/1 (100.0%)

IR/IRS: 0/0 (0.0% stranded)

vs. LHB: 1.000 (1-1), 1 HR

LAST WIN: —

LAST LOSS: 4/15/24 at Binghamton

LAST SAVE: —

vs. RHB: .000 (0-3), 0 HR

► Ended as losing pitcher in Tuesday's contest at Binghamton (1.0IP, 1H, 2R/ER, 1BB), allowing two-out, two-run HR in third inning that put Bearcats ahead for good ... first time factoring in decision since also being saddled with loss at Harvard (April 14, 2023) ... came out of bullpen for relief outing against No. 17-ranked Duke (Feb. 23), but suffered apparent injury during warmups.

► Logged six outings out of bullpen in 2024 ... four of six appearances featured him pitching at least an inning ... did not allow runs in four of six outings ... season-high 3K against Binghamton (April 16), matching single-game high set against Ithaca (April 4, 2023) ... sister, Jennifer, also attends Cornell.

LAST FIVE OUTINGS	IP	H	R	ER	BB	SO
2/23 at Duke	INJURED IN WARMUPS					
4/15 at Binghamton (L)	1.0	1	2	2	1	0
—	—	—	—	—	—	—
—	—	—	—	—	—	—
—	—	—	—	—	—	—
TOTALS (0-1-0)	1.0	1	2	2	1	0

#26 JOHN HEGARTY | FR. | RHP

2025: 0-2-1 | 12 G (0 GS) | 17.1 IP | 9.35 ERA | 15 SO (16.9 K%) | 10 BB (11.2 BB%)

1ST-PITCH K%: 59/90 (65.6%)

1ST BATTER EFF.: 8/12 (66.7%)

IR/IRS: 16/6 (62.5% stranded)

vs. LHB: .318 (7-22), 2 HR

LAST WIN: —

LAST LOSS: 3/15/25 at Towson

LAST SAVE: —

vs. RHB: .360 (18-50), 0 HR

► Logged pair of relief appearances in past weekend's series against Penn ... generated inning-ending strikeout to cap perfect ninth inning in opening game of April 13 DH, before having 1BB in 0.1IP in nightcap ... also made pair of appearances against Columbia, inducing inning-ending lineup to conclude eighth inning in latter game of April 4 twin bill ... allowed 2H and 2R/ER in 2.0IP on April 5 with 1BB and 1K.

► Losing pitcher against Brown (March 28), allowing 3R/ER on 6H in 3.0IP with 1BB, 3K ... earned first collegiate save in series finale against Towson (March 16) ... held opponents scoreless in three of last four outings.

► Earned four varsity letters in baseball at St. Mark's School in Southborough, Mass. ... named Team MVP and was First Team All-Independent School League (ISL) and First Team All-New England Prep School Athletic Conference (NEPSAC) selection ... also received ISL All-Star honors in 2023 and was All-ISL honorable mention as sophomore in 2022 ... named to Honor Roll all four years at St. Mark's ... played club baseball for New England Ruffnecks Baseball from 2019-23 ... father, Patrick, played baseball at Harvard (1990-93) ... sister, Catherine, was member of Regis College women's track and field team in 2021-22 ... brother, Michael, is committed to play football at Penn in fall 2025.

LAST FIVE OUTINGS	IP	H	R	ER	BB	SO
3/28 vs. Brown (L)	3.0	6	3	3	1	3
4/4 (G2) at Columbia	0.1	0	0	0	0	0
4/5 at Columbia	2.0	2	2	2	1	1
4/13 (G1) vs. Penn	1.0	0	0	0	0	1
4/13 (G2) vs. Penn	0.1	0	0	0	1	0
TOTALS (0-1-0)	6.2	8	5	5	3	5

#29 WILL SIWINSKI | FR. | LHP

2025: 0-0-0 | 2 G (0 GS) | 1.2 IP | 5.40 ERA | 0 SO (0.0 K%) | 1 BB (12.5 BB%)

1ST-PITCH K%: 1/7 (14.3%)

1ST BATTER EFF.: 2/2 (100.0%)

IR/IRS: 4/1 (75.0% stranded)

vs. LHB: .000 (0-1), 0 HR

LAST WIN: —

LAST LOSS: —

LAST SAVE: —

vs. RHB: .333 (2-6), 1 HR

► Gave up 1R on 2H in 1.1IP on Tuesday at Binghamton ... made collegiate debut on Monday against Penn, inducing inning-ending groundout to conclude eighth inning, stranding lone runner inherited from **TJ SWIDORSKI**.

► Named 2024 West Catholic Athletic League First Team All-League selection ... received All-Bay Area News Group First Team and San Francisco Chronicle All-Metro League honors ... tabbed to 2024 Cal-Hi Sports California All-State team ... member of 2023 CIF NorCal Region DII Baseball Championship team ... selected to 2023 Bay Area World Series All-Tournament Team ... represented Team Ireland at 2022 U18 European Baseball Championships ... father, Peter, played baseball at Penn (1987-91), and mother, Karen, graduated from Cornell in 1995.

LAST FIVE OUTINGS	IP	H	R	ER	BB	SO
4/14 vs. Penn	0.1	0	0	0	0	0
4/15 at Binghamton	1.1	2	1	1	1	0
—	—	—	—	—	—	—
—	—	—	—	—	—	—
—	—	—	—	—	—	—
TOTALS (0-0-0)	1.1	2	1	1	1	0

#30 WILLIAM JAUN | SR. | 1B/LHP

2025: 0-2-2 | 8 G (1 GS) | 9.1 IP | 9.64 ERA | 10 SO (20.0 K%) | 14 BB (28.0 BB%)

1ST-PITCH K%: 29/50 (58.0%)

1ST BATTER EFF.: 5/8 (62.5%)

IR/IRS: 1/0 (100.0% stranded)

vs. LHB: .125 (1-8), 0 HR

LAST WIN: 2/25/24 at Ga. Tech

LAST LOSS: 3/8/25 vs. UAB

LAST SAVE: 3/29/25 (G2) vs. Brown

vs. RHB: .214 (6-28), 1 HR

► Started Tuesday's contest at Binghamton, facing one over minimum across 2.0IP with 1BB, 1K ... allowed 2H with 1K in 1.0IP against Penn in nightcap of last Sunday's doubleheader ... held opposition to 0R over last 4.1 IP, dating back to March 15 outing at Towson, where he gave up 2H and 2BB while having 3K.

► Notched third career save (second of 2025) against Brown in nightcap of March 29 twin bill, posting 1BB and 1K in 1IP ... earned first save of season in latter game of March 1 doubleheader at UMBC, yielding two baserunners (1H, 1BB) with 4K in 2IP ... 4K was one shy of matching career-game high, previously done twice (March 15, 2024 at Richmond; April 27, 2024 vs. Columbia).

► Registered 29.2IP across 12 appearances (six starts) in 2024 after missing first two seasons due to injuries ... named winning pitcher in collegiate debut against Georgia Tech (Feb. 25), registering 5IP, 4H, 2R/ER ... logged first collegiate save against Brown (May 5), allowing 1R/ER and 3SO in 3IP ... father, Gregory, played four years of baseball at Notre Dame (1980-83) ... brother, Eric, was outfielder at Babson (2016-19).

LAST FIVE OUTINGS	IP	H	R	ER	BB	SO
3/8 vs. UAB (L)	0.0	0	2	2	2	0
3/15 (G1) at Towson	1.0	2	3	3	1	0
3/29 (G2) vs. Brown (SV)	1.0	0	0	0	1	1
4/13 (G2) vs. Penn	1.0	2	0	0	0	1
4/15 at Binghamton	2.0	0	0	0	1	1
TOTALS (0-1-1)	5.0	4	5	5	5	3

#34 ETHAN VAN SICE | SO. | RHP

2025: 0-0-0 | 4 G (0 GS) | 4.2 IP | 7.71 ERA | 1 SO (4.2 K%) | 2 BB (8.3 BB%)

1ST-PITCH K%: 13/24 (54.2%)

1ST BATTER EFF.: 3/4 (75.0%)

IR/IRS: 0/0 (0.0% stranded)

vs. LHB: .400 (2-5), 0 HR

LAST WIN: —

LAST LOSS: —

LAST SAVE: —

vs. RHB: .375 (6-16), 0 HR

► Made pair of appearances in past weekend's series with Penn ... allowed 1H in 1.0IP in nightcap of Sunday's doubleheader before giving up 5R/4ER on 6H in 2.1IP on Monday ... hurled scoreless inning against Columbia in opener of April 4 DH, with lone baserunner reaching on two-out 2B ... collegiate debut came at Yale (March 23), inducing inning-ending foul out.

► Did not appear in any games in 2024 due to injury ... played four years of baseball at Gonzaga College in Washington, D.C. ... aided program to 2022 WCAC Championship and was named to 2023 All-WCAC Team.

LAST FIVE OUTINGS	IP	H	R	ER	BB	SO
3/23 at Yale	0.1	0	0	0	0	0
4/4 (G1) at Columbia	1.0	1	0	0	0	0
4/13 (G2) vs. Penn	1.0	1	0	0	0	0
4/14 vs. Penn	2.1	6	5	4	2	1
—	—	—	—	—	—	—
TOTALS (0-0-0)	4.2	8	5	4	2	1

BIG RED BULLPEN BRIEFS

#42 JOSH SHEA | JR. | RHP

2025: 1-0-0 | 10 G (0 GS) | 9.2 IP | 3.72 ERA | 8 SO (20.0 K%) | 3 BB (7.5 BB%)

1ST-PITCH K%: 26/40 (65.0%) 1ST BATTER EFF.: 8/10 (80.0%) IR/IRS: 17/8 (52.9% stranded) vs. LHB: .300 (3-10), 0 HR
LAST WIN: 3/29/25 vs. Brown LAST LOSS: — LAST SAVE: — vs. RHB: .222 (6-27), 0 HR

► Made appearances in five of Cornell's last seven games ... logged outings in opening game and series finale with Penn (April 13-14) and against Binghamton (April 15) ... capped perfect eighth inning at Binghamton with 2K, second game with multiple Ks (March 8 vs. UAB) ... has not yielded a baserunner in last 3.0IP and has held opponents scoreless over last 4.0IP, dating back to April 4 outing at Columbia ... 0R allowed in last four outings and 1R or fewer in all 10 outings.

LAST FIVE OUTINGS	IP	H	R	ER	BB	SO
4/4 (G1) at Columbia	1.0	3	1	1	0	1
4/5 at Columbia	1.0	0	0	0	0	1
4/13 (G1) vs. Penn	1.0	0	0	0	0	0
4/14 vs. Penn	0.2	0	0	0	0	0
4/15 at Binghamton	1.0	0	0	0	0	2
TOTALS (0-0-0)	4.2	3	1	1	0	4

► Lone appearance of 2024 came against Binghamton (May 1), pitching scoreless inning with 1H and 1K ... made six relief appearances in 2023, posting 2K in 3.1IP ... pitched season-high 1.0 IP against Ithaca (April 4, 2023) and Binghamton (April 11, 2023) ... mother, Beth, played tennis at Brown; uncle, Ken Katz, played tennis at Princeton ... grandmother aK attended Cornell.

#43 ETHAN McHUGH | JR. | RHP

2025: 0-0-0 | 1 G (0 GS) | 2.0 IP | 9.00 ERA | 2 SO (18.2 K%) | 3 BB (27.3 BB%)

1ST-PITCH K%: 3/11 (27.3%) 1ST BATTER EFF.: 1/1 (100.0%) IR/IRS: 0/0 (0.0% stranded) vs. LHB: .333 (1-3), 0 HR
LAST WIN: — LAST LOSS: — LAST SAVE: — vs. RHB: .250 (1-4), 0 HR

► Made collegiate debut on Tuesday at Binghamton, giving up 2R on 2H in 2.0IP with 3BB and 2SO.

► Joined team as walk-on in middle of 2024 ... named MVP of North Hunterdon Regional (N.J.) HS baseball team in senior year in 2022 ... received First Team All-County and Second Team All-Skyland Conference honors ... named to High Honor Roll and was member of Social Studies, Math, and Science Honor Societies ... younger brother, Connor, is on sailing team at Roger Williams University ... mother, Patricia, was member of Columbia's volleyball and basketball programs (1982-85) ... uncle, Tom McHugh, played baseball at NC State from 1982-86.

LAST FIVE OUTINGS	IP	H	R	ER	BB	SO
4/15 at Binghamton	2.0	2	2	2	3	2
—	—	—	—	—	—	—
—	—	—	—	—	—	—
—	—	—	—	—	—	—
—	—	—	—	—	—	—
TOTALS (0-0-0)	2.0	2	2	2	3	2

#44 SAM KEENE | FR. | LHP

2025: 1-1-0 | 8 G (3 GS) | 16.2 IP | 12.42 ERA | 12 SO (13.6 K%) | 18 BB (20.5 BB%)

1ST-PITCH K%: 53/88 (60.2%) 1ST BATTER EFF.: 6/8 (75.0%) IR/IRS: 3/2 (33.3% stranded) vs. LHB: .188 (3-16), 0 HR
LAST WIN: 3/16/25 at Towson LAST LOSS: 4/14/25 vs. Penn LAST SAVE: — vs. RHB: .319 (15-47), 2 HR

► Started each of last three outings, logging 10.0IP, 16H, 14R/ER, 7BB, 6K (12.60 ERA, .390 BAA) ... allowed season-high 6H, 7R/ER over 2.0IP in series finale against Penn on Monday with 1BB, 1K ... logged consecutive 4.0IP starts against Brown (March 29) and Columbia (April 4) ... posted season-high 4K against Columbia.

► Held opponents hitless over 7.1IP between March 8-29 ... 2H allowed in five relief outings, with lone hits coming in pair of relief outings at No. 17-ranked Duke (Feb. 21 & Feb. 23) ... after having 7R/ER in first two relief outings at Duke, has 0H and 2R/ER in last 6.1IP out of bullpen (2.84 ERA, 0.95 WHIP) with 6BB and 6K.

► Notched first career victory at Towson (March 16), allowing 1R/ER with 3BB and 3K across 2.1IP ... registered first collegiate strikeout in 1.0IP against UAB (March 8).

► Earned three varsity letters at Boston College HS, where he was winning pitcher in program's clinching of 2024 Massachusetts State Baseball Championship ... team captain during 2024 season for program that was ranked as high as No. 39 nationally ... two-time Catholic Conference All-Star selection (2023-24) ... named to All-Scholastic Team by *Boston Globe* in 2024 and *Patriot Ledger* in 2023 and 2024 ... member of National Honor Society ... earned high honors all four years of HS ... played four years of club baseball for North East Baseball ... named to *Perfect Game* All-Tournament Team during 2022 and 2023 seasons ... aided team to WWBA New England Championship in 2023.

LAST FIVE OUTINGS	IP	H	R	ER	BB	SO
3/16 at Towson (W)	2.1	0	1	1	3	3
3/22 (G2) at Yale	3.0	0	1	1	2	2
3/29 (G2) vs. Brown	4.0	6	4	4	3	1
4/5 at Columbia	4.0	4	3	3	3	4
4/14 vs. Penn (L)	2.0	6	7	7	1	1
TOTALS (1-1-0)	15.1	16	16	16	12	11

2025 GAME-BY-GAME PITCHING STATISTICS

DATE	OPPONENT	W/L	SCORE	IP	H	R	ER	BB	SO	2B	3B	HR	WP	BK	HBP	IBB	ERA	WHIP	BB/9	SO/9
2/21	at Duke	W	11-8	9.0	6	8	8	7	5	1	0	2	1	0	1	0	8.00	1.44	7.00	5.00
2/22	at Duke	L	2-16	8.0	13	16	16	15	6	3	0	3	1	0	1	0	12.71	2.41	11.65	5.82
2/23	at Duke	L	1-18	8.0	12	18	18	12	5	0	2	1	0	0	0	0	15.12	2.60	12.24	5.76
DUKE SERIES		1-2	14-42	25.0	31	42	42	34	16	4	2	6	2	0	2	0	15.12	2.60	12.24	5.76
3/1	at UMBC	W	8-7	10.0	10	7	5	4	11	0	0	5	0	0	2	0	12.09	2.26	9.77	6.94
3/1	at UMBC	W	16-13	7.0	6	13	12	12	10	1	0	2	2	0	2	0	12.64	2.31	10.71	7.93
UMBC SERIES		2-0	24-20	17.0	16	20	17	16	21	1	0	7	2	0	4	0	9.00	1.88	8.47	11.12
3/7	vs. Michigan State	L	2-3	8.1	6	3	2	3	5	0	0	1	0	0	1	1	10.91	2.11	9.48	7.51
3/8	vs. UAB	L	12-13	9.0	10	13	11	9	6	3	0	0	2	0	4	0	10.92	2.11	9.40	7.28
3/9	at Winthrop	L	4-10	8.0	11	10	8	4	4	4	1	0	2	0	4	0	10.69	2.08	8.82	6.95
FIRST PITCH INVITE STATS		0-3	18-26	25.1	27	26	21	16	15	7	1	1	4	0	9	1	7.46	1.70	5.68	5.33
3/15	at Towson	L	5-6	8.2	10	6	6	5	7	1	0	2	0	0	2	0	10.18	2.04	8.41	6.99
3/15	at Towson	W	18-7	8.0	10	7	7	6	7	1	0	2	1	0	2	0	9.96	2.04	8.25	7.07
3/16	at Towson	W	8-5	9.0	9	5	5	10	7	2	0	1	1	1	0	0	9.48	2.04	8.42	7.06
TOWSON SERIES		2-1	31-18	25.2	29	18	18	21	21	4	0	5	2	1	4	0	6.31	1.95	7.36	7.36
3/22	at Yale	W	13-12	10.0	7	12	12	7	8	1	0	1	4	0	4	0	9.61	1.98	8.21	7.08
3/22	at Yale	W	7-4	9.0	4	4	4	7	6	0	0	0	1	1	1	0	9.16	1.92	8.12	6.99
3/23	at Yale	L	3-9	8.0	5	9	6	9	1	0	0	1	0	0	2	0	9.00	1.91	8.25	6.60
YALE SERIES		2-1	23-25	27.0	16	25	22	23	15	1	0	2	5	1	7	0	7.33	1.44	7.67	5.00
3/29	BROWN	L	4-5	9.0	10	5	5	3	9	1	2	0	3	0	3	0	8.72	1.88	7.88	6.77
3/29	BROWN	W	9-6	9.0	6	6	5	6	4	2	0	0	0	0	3	0	8.48	1.84	7.76	6.59
3/30	BROWN	W	13-10	7.0	9	10	10	10	3	1	0	2	4	0	1	0	8.69	1.88	8.01	6.46
BROWN SERIES		2-1	26-21	25.0	25	21	20	19	16	4	2	2	7	0	7	0	7.20	1.76	6.84	5.76
4/4	at Columbia	L	1-10	8.0	14	10	8	5	5	3	0	3	2	0	3	0	8.71	1.91	7.88	6.41
4/4	at Columbia	W	7-3	9.0	4	3	3	5	8	0	0	0	0	0	0	0	8.39	1.86	7.72	6.50
4/5	at Columbia	L	9-13	8.2	9	13	13	12	8	3	0	3	1	0	1	0	8.65	1.89	7.96	6.59
COLUMBIA SERIES		1-2	17-26	25.2	27	26	24	22	21	6	0	6	3	0	4	0	8.42	1.91	7.71	7.36
4/13	PENN	L	3-4	9.0	4	4	4	5	9	0	0	1	0	0	1	0	8.42	1.84	7.81	6.71
4/13	PENN	L	4-9	9.0	13	9	8	7	7	2	1	0	5	0	1	0	8.40	1.86	7.78	6.73
4/14	PENN	L	1-16	9.0	17	16	15	7	4	5	1	2	1	1	3	0	8.70	1.90	7.74	6.60
PENN SERIES		0-3	8-29	27.0	34	29	27	19	20	7	2	3	6	1	5	0	9.00	1.96	6.33	6.67
4/15	at Binghamton	L	5-8	8.0	5	8	8	9	6	1	0	2	4	0	3	0	8.71	1.89	7.83	6.61
4/19	at Harvard																			
4/19	at Harvard																			
4/20	at Harvard																			
HARVARD SERIES																				
4/26	at Dartmouth																			
4/26	at Dartmouth																			
4/27	at Dartmouth																			
DARTMOUTH SERIES																				
4/29	at Binghamton																			
SEASON VS. BINGHAMTON																				
5/3	PRINCETON																			
5/3	PRINCETON																			
5/4	PRINCETON																			
PRINCETON SERIES																				
SEASON TOTALS				205.2	210	215	199	179	151	35	7	34	35	3	45	1	8.71	1.89	7.83	6.61

BIG RED STARTING PITCHER RUN SUPPORT

PLAYER	RUN		RUN SUPPORT	RUNS IN STARTS	RUNS PER START	TEAM QUALITY	
	GS	SUPPORT				W-L	STARTS
Carson Mayfield	8	34	7.01	47	5.88	3-5	4
Huxley Holcombe	6	35	9.17	57	9.50	4-2	2
Chris Ellison	4	4	2.40	16	4.00	1-3	0
Sam Keene	3	12	10.80	23	7.67	1-2	0
Noah Keller	2	0	0.00	18	9.00	1-1	0
William Jaun	1	0	0.00	5	5.00	0-1	0
TOTALS	24	85	7.06	166	6.92	10-14	6

BIG RED 2025 PITCHING SPLITS

	W	L	SV	G	IP	H	R	ER	HR	BB	SO	ERA	AVG
Total	10	14	5	24	205.2	210	215	199	34	179	151	8.71	.270
Home	2	4	2	6	52.0	59	50	47	5	38	36	8.13	.292
Away	8	8	3	16	136.1	135	149	139	28	129	104	9.18	.265
Neutral	0	2	0	2	17.1	16	16	13	1	12	11	6.75	.239
Day	10	13	5	23	197.2	205	207	191	32	170	145	8.70	.273
Night	0	1	0	1	8.0	5	8	8	2	9	6	9.00	.185
Starter	4	7	0	24	108.1	105	98	86	14	69	75	7.14	.264
Reliever	6	7	5	24	97.1	105	117	113	20	110	76	10.45	.276
February	1	2	0	3	25.0	31	42	42	6	34	16	15.12	.313
March	8	6	5	14	120.0	113	110	98	17	95	88	7.35	.256
April	1	6	0	7	60.2	66	63	59	11	50	47	8.75	.278
May	—	—	—	—	—	—	—	—	—	—	—	—	—

BIG RED BATTER BRIEFS

#1 JOHN QUINLAN | JR. | OF | S/R

2025: .237 / .395 / .381 / .776 | 2 HR | 19 RBI | 8 SB

TUE. AT BINGHAMTON: 0-4, 2BB, SO

COLUMBIA SERIES: 2-9, 3R, 2B, 4BB, HBP, K, 2SB

vs. LHP: .182 (4-for-22, 0 HR)

ACTIVE HIT STREAK: 0 G, (0-6)

PENN SERIES: 2-12 (.167), R, BB, 5K

vs. RHP: .253 (19-for-75, 2 HR)

LAST ERROR: 1 G, 4/14/25 vs. Penn (LF)

► Went 0-for-4 with 2BB and 1K in Tuesday's loss at Binghamton ... enters weekend hitless in last 6AB ... posted 2H in 12AB in weekend series against Penn with 1R, 1BB, and 5SO ... went 2-for-9 in series against Columbia, scoring three runs, had a double, drew four walks, hit by a pitch, and swiped a pair of bases.

► Enters weekend serving as lone Cornell player to have reached base safely in all 24 games this season ... has reached base safely in last 32 games, dating back to last season, slashing .265/.392/.404 with .796 OPS, nine doubles, two triples, 2HR, 24RBI, 26BB, and is 9-for-9 in steal attempts during stretch ... reached base in 70 of last 75 games (93.3 percent), dating back to 2023, slashing .314/.414/.453 with .867 OPS, 17 doubles, three triples, 7HR, 45 RBI, 48BB, 7HBP, and going 24-of-28 on steal attempts ... has a hit in 57 of his last 75 games (76.0 percent of games), which includes 29 multi-hit games and 14 outings with multiple RBI.

► Unanimously named First Team All-Ivy selection in 2024 after starting in 33 games (29 in LF, four in RF) ... slashed .378/.439/.568 with 1.007 OPS, nine doubles, two triples, five home runs, 20 RBI, and stole team-leading 10 bases ... his 56 hits were tied with **KEN VEENEMA** (1977) for fifth in Cornell history, trailing **GUY LEACH** (61 in 1988), **NATHAN FORD** (59 in 2008), **ERIK RICO** (57 in 2002), and **BRIAN BILLIGEN** (2012) ... concluded year with second-highest batting average (.378) among eligible Ivy League hitters ... batted .423 in conference games, one of three Ivy League hitters (Penn's Wyatt Henseler — .438; Cornell's **MAX JENSEN** — .402) to hit .400 in contests against Ancient Eight opposition ... led Ivy League in hits in conference play (42), lone player to reach 40-hit plateau in 2024 ... had three four-hit efforts (Harvard — April 7; Penn — April 14; Yale — April 20), becoming first Cornell player since **MARSHALL YANZICK** (2012) to have at least three four-hit games in a season ... hit walk-off, two-RBI double in opening game of April 20 DH against Yale, capping latest four-hit game of season and solidifying Big Red's eight-run comeback after trailing 8-0 going into bottom of eighth ... received Ivy League Player of the Week honors on April 22 after slashing .588/.667/1.118 (1.784 OPS), going 10-for-17 with three doubles, two home runs, five RBI, three stolen bases while striking out zero times during Big Red's 3-1 week against Binghamton and Yale ... named Cornell's Academic All-Ivy selection for 2024 season.

#2 MASON BARELA | FR. | C/INF | R/R

2025: .286 / .444 / .286 / .730 | 0 HR | 0 RBI | 0 SB

TUE. AT BINGHAMTON: 1-4, BB, 3SO

COLUMBIA SERIES: DID NOT PLAY

vs. LHP: 1.000 (1-for-1, 0 HR)

ACTIVE HIT STREAK: 1 G, (1-4)

PENN SERIES: DEF. REPLACEMENT ON MONDAY

vs. RHP: .167 (1-for-6, 0 HR)

LAST ERROR: 6 G without an error

► Made first collegiate start against Binghamton on Tuesday (1-4, BB, 3SO) ... entered Monday's game against Penn as ninth-inning defensive replacement at C ... did not appear in any games against Columbia ... served as pinch-hitter in nightcap of doubleheader against Brown (March 29), drawing HBP ... four of nine PAs have come in pinch-hit situations (1-3, HBP, SO).

► Earned four varsity letters in baseball at Jupiter HS, aiding program in winning four district titles ... nominated for 2023 Palm Beach Athlete of the Year ... named captain during senior year.

#4 CADEN WILDMAN | SO. | OF | R/R

2025: .287 / .388 / .414 / .802 | 2 HR | 15 RBI | 7 SB

TUE. AT BINGHAMTON: 1-4, R, BB, SO

COLUMBIA SERIES: 5-13 (.385), 2R, 2B, 4RBI, BB, K, SB

vs. LHP: .235 (4-for-17, 0 HR)

ACTIVE HIT STREAK: 6 G, (10-24, .417)

PENN SERIES: 4-10 (.400), R, HR, 2RBI, 3BB, K, SB

vs. RHP: .300 (21-for-70, 2 HR)

LAST ERROR: 13 G, 3/16/25 at Towson (RF)

► Went 1-4 with 1R, 1BB, 1SO against Binghamton on Tuesday ... batted team-best .400 (4-10) in last weekend's series against Penn ... hit HR with 2RBI, 3BB, 1SO, and 1SB ... went 5-13 (.385) in series against Columbia with 2R, 2B, 4RBI, 1BB, 1SO, and 1SB ... registered season-high three hits in 3-for-5 effort in series finale (April 5), posting 3RBI for second time on season (March 29 - G2 - vs. Brown).

► Enters weekend riding a six-game hit streak, going 10-for-24, slashing .417/.500/.583 with 1.083 OPS, one double, 1HR, 6RBI, 4BB, and 2SB ... has reached safely in each of last nine appearances and in 15 of previous 16 contests ... reached base multiple times in 10 of last 16 games (62.5 percent), slashing .339/.420/.441 with .861 OPS, three doubles, 1HR, 12RBI, 9BB, and 6K.

► Dating back to beginning of career-high 11-game hit streak last season, has reached safely in 41 of last 49 games (83.7 percent), slashing .287/.384/.425 with .809 OPS, seven doubles, 6HR, 36RBI, 24BB, and going 12-for-12 on steal attempts.

► Had breakout sophomore campaign in 2024, starting in 35 of his 38 appearances (32 in RF, three in CF) ... one of two players who played in all of Cornell's 38 games, joining **NATHAN WAUGH** '24 ... batted .279 with four doubles, five home runs, and 23 RBI ... became first player in Cornell program history to hit multiple grand slams in a game — coming in seventh and eighth innings — of two-home run outing in nightcap of April 13 DH at Penn ... also plated go-ahead run with bases-clearing double in series finale and solidifying series victory against Quakers (April 14) en route to earning Ivy League's Co-Player of the Week honors after slashing .333/.375/.800 with 1.175 OPS, one double, two home runs, 11 RBI, and scoring five runs.

#6 KYLE MUSSER | SR. | OF | R/R

2025: .233 / .343 / .367 / .710 | 2 HR | 9 RBI | 1 SB

TUE. AT BINGHAMTON: 0-4, R, BB, 2SO

COLUMBIA SERIES: DID NOT PLAY

vs. LHP: .200 (3-for-15, 0 HR)

ACTIVE HIT STREAK: 0 G, (0-7, .500)

PENN SERIES: 4-8, 2R, HR, RBI, 2K

vs. RHP: .244 (11-for-45, 1 HR)

LAST ERROR: 53 G without an error

► Went hitless in Tuesday's game at Binghamton (0-4, R, 1BB, 2SO) ... made pair of appearances against Penn last weekend, going 4-8 with HR in series finale ... went 3-4 and scored a run in nightcap of last Sunday's DH before hitting second HR of season to give Cornell 1-0 first-inning lead on Monday ... hitless in last 7AB (8PA) since hitting HR.

► Did not appear in any games against Brown or Columbia ... made one appearance against Yale (March 22), going 0-2 with 2SO series opener ... drove in both RBI in series against Duke (Feb. 22) with two-RBI single in fifth inning.

#8 LUKE JOHNSON | SO. | INF | R/R

2025: .164 / .220 / .291 / .511 | 2 HR | 6 RBI | 2 SB

TUE. AT BINGHAMTON: DID NOT PLAY

COLUMBIA SERIES: 1-10 (.100), R, BB, 4K, SB

vs. LHP: .250 (4-for-16, 0 HR)

ACTIVE HIT STREAK: 2 G, (2-8, .250)

PENN SERIES: 2-8, R, HR, RBI, 2K

vs. RHP: .128 (5-for-39, 2 HR)

LAST ERROR: 2 G, 4/5/25 at Columbia (3B)

► Did not play on Tuesday at Binghamton ... went 2-8 in weekend's series with Penn, hitting solo HR in nightcap of Sunday's DH, his first round-tripper since March 1 at UMBC.

► Registered one hit in three of last four appearances ... went 1-10 in series against Columbia with 1R, 1BB, 4SO, and 1SB ... returned to lineup as defensive replacement in nightcap of March 29 DH against Brown after missing seven games due to injury sustained in opening game of March 15 doubleheader at Towson.

► Older brother, Spencer, is a senior right-handed pitcher at George Fox University, an Oregon-based Division III institution ... father, Craig, played collegiate tennis at Pepperdine (1989-93) before playing professionally and earned ranking as high as No. 287 ... mother, Michelle, played collegiate tennis at Notre Dame ... great-grandfather and great-grandmother (1929), great-uncle (1956), grandfather (1957), grandmother (1958), and aunt (1986) are all Cornell graduates.

BIG RED BATTER BRIEFS

#12 RYAN PORTER | SR. | OF/RHP | R/R

2025: .343 / .380 / .716 / 1.096 | 6 HR | 19 RBI | 2 SB

TUE. AT BINGHAMTON: DID NOT PLAY

COLUMBIA SERIES: 4-12 (.333), 2R, 2B, HR, 5RBI, 3K, SB

vs. LHP: .333 (4-for-12, 1 HR)

ACTIVE HIT STREAK: 0 G (0-7)

PENN SERIES: 3-11 (.273), 2R, 2 2B, HR, RBI, HBP, 4K

vs. RHP: .345 (19-for-55, 5 HR)

LAST ERROR: 13 G, 3/9/25 at Winthrop (P)

► **ACCOLADES:** Named Ivy League Player of the Week (March 17) after going 7-for-11 (.636) with a double, three home runs, and nine RBI ... logged first career multi-home run game and tied Cornell's single-game RBI record (8) in nightcap of March 15 doubleheader at Towson ... also scored four runs on weekend.

► Did not play in Tuesday's game at Binghamton ... went 3-11 in weekend series against Penn with all three hits on weekend being XBH (two doubles, 1HR) ... also had 2R, 1RBI, 1HBP, and 4SO in series ... batted .333 (4-12) in series at Columbia, appearing as Big Red's DH in each game ... 2R, one double, 1HR, team-leading 5RBI, and 1SB ... hit go-ahead, three-run HR on first pitch thrown by Columbia reliever Alex Sotiropoulos, which gave Cornell a 6-4 lead in the sixth inning in series finale (April 5).

► Despite going hitless in last 7AB of series with Penn, has a hit in 10 of last 13 games and has reached safely in 11 of those contests, slashing .351/.373/.772 over span with 1.145 OPS, six doubles, 6HR, 17RBI, and 2HBP.

► Owns team lead in numerous batting categories, including batting average (.343), home runs (6), slugging percentage (.716), OPS (1.096) ... tied with **JOHN QUINLAN** for team lead in RBI (19).

#15 OWEN CARLSON | SO. | INF | L/R

2025: .250 / .362 / .303 / .665 | 0 HR | 9 RBI | 0 SB

TUE. AT BINGHAMTON: 0-2, RBI, 2BB, 2SO

COLUMBIA SERIES: 2-10 (.200), R, 2B, 2RBI, 2BB, HBP, K

vs. LHP: .167 (3-for-18, 0 HR)

ACTIVE HIT STREAK: 0 G (0-5)

PENN SERIES: 3-11 (.273), BB, K

vs. RHP: .276 (16-for-58, 0 HR)

LAST ERROR: 18 G, 3/1/25 (G1) at UMBC (2B)

► Went 0-2 with 1RBI, 2BB, 2SO against Binghamton on Tuesday ... batted .273 (3-11) in weekend series against Penn with 1BB, 1K ... saw career-high 13-game on-base streak snapped after going 0-3 in series finale against Penn ... hit .200 (2-10) in series against Columbia with 1R, one double, 2RBI, 2BB, 1HBP ... had career-high six-game hit streak halted in nightcap of April 4 DH after going 0-4 with HBP.

► Reached base safely in 20 of his 22 appearances this season (90.9 percent) and has been on base multiple times in 12 games (54.5 percent) ... has reached base safely in 28 of 36 career outings (73.7 percent).

► Enters weekend having at least one hit in nine of last 12 games, slashing .244/.385/.341 during span with .726 OPS, two doubles, one triple, 5RBI, 9BB, 1HBP, 6K.

#18 TJ SWIDORSKI | JR. | INF/RHP | R/R

2025: .316 / .409 / .632 / 1.041 | 1 HR | 5 RBI | 0 SB

TUE. AT BINGHAMTON: 3-5, R, 2B, HR, 2RBI

COLUMBIA SERIES: 0-1, K

vs. LHP: .250 (1-for-4, 0 HR)

ACTIVE HIT STREAK: 1 G (3-5, .600)

PENN SERIES: 0-3, BB

vs. RHP: .357 (5-for-14, 1 HR)

LAST ERROR: 3 G, 3/23/25 at Yale (2B)

► Went 3-for-5 with a double, HR, 2RBI in Tuesday's contest against Binghamton ... HR was his second career round tripper and first in 117AB (Feb. 23, 2023, at James Madison) ... second career three-hit game, joining 3-6 outing with 3R and 2B at Brown (May 4, 2024) ... made two appearances in last weekend's series with Penn ... started at 3B in series opener last Sunday, going 0-3 with BB ... first start in field since series finale against Yale (March 23), where he went 1-4 with double ... pitched 0.2 innings of relief in series finale on Monday, marking first pitching app. since nightcap of March 29 DH against Brown.

► Served as pinch-hitter in series opener against Columbia (April 4), striking out to end game ... did not have any plate appearances against Brown as lone appearance came out of bullpen ... logged pair of pinch-hit appearances in season-opening series against then-No. 17-ranked Duke, reaching base safely in both appearances ... posted a single on Feb. 22 before reaching on a fielder's choice the following day.

#19 MARK QUATRANI | SO. | C | R/R

2025: .340 / .448 / .543 / .991 | 4 HR | 18 RBI | 1 SB

TUE. AT BINGHAMTON: 3-4, 2R, HR, RBI, BB, SO

COLUMBIA SERIES: 5-12 (.417), 4R, 2B, BB, HBP, K

vs. LHP: .125 (2-for-16, 0 HR)

ACTIVE HIT STREAK: 1 G (3-4)

PENN SERIES: 3-11 (.273), BB, HBP, 3K

vs. RHP: .385 (30-for-78, 4 HR)

LAST ERROR: 25 G, 5/20/24 vs. Penn (C)

► Went 3-for-4 with 2R, HR, RBI, BB, SO against Binghamton on Tuesday ... HR came in eighth inning to trim Big Red deficit to 8-5, marking his 15th career home run, tying **JOHN DeMAYO** (1979-82), **MIKE KALFOPOULOS** (1982-85), and **MAX JENSEN** (2022-Present) for 12th-most home runs in Big Red program history.

► Batted .273 (3-11) against Penn last weekend with 1BB, 1HBP, and 3K in series ... had season-high nine-game hit streak snapped on Monday after 0-3 with 1BB and 1K ... batted .417 (5-12) in set against Columbia with 4R, 2B, 1BB, 1HBP, and 1K.

► Since going 0-5 in nightcap of March 22 DH at Yale, has reached safely in last 11 games and has a hit in 10 games during span, slashing .415/.480/.634 with 1.114 OPS, three doubles, 2HR, 8RBI, 3BB, 4HBP, 6K ... has successfully reached safely in 48 of 54 career games (88.9 percent) while reaching multiple times on 37 occasions (68.5 percent).

► After starting season hitless in first 11AB (12PA), has batted .386 (32-83) with .386/.490/.614 slash line, 1.105 OPS, 20R, seven doubles, 4HR, 18RBI, 9BB, 10HBP, and 14K.

► Named Ivy League Rookie of the Year in 2024, becoming third Cornell player to earn honor (**BILL WALKENBACH** - 1995; **KELLEN URBON** - 2012) ... also received First Team All-Ivy honors, serving as lone freshman to earn distinction ... sixth Cornell freshman named First Team All-EIIB or All-Ivy since 1976 ... first year freshman were eligible to play on varsity team — joining **GREG MYERS** (1979), **JOHN DeGIOVANNI** (1980), Walkenbach (1995), **JUSTIN MILO** (2007), and Urbon (2012).

► Started 29 of 30 appearances (20 starts at C, nine as DH) while finishing season with .362/.492/.714 slash line and 1.231 OPS with two doubles, one triple, 11 home runs, and 43 RBI ... 11 HR were most by Cornell freshman in program history ... became fourth Big Red player to hit 10-plus HR in season, joining **CHRIS CRUZ** (12 in 2012), **ERIK KIRBY** (11 in 1995), and **ERIK RICO** (11 in 2002) ... 43 RBI tied **GUY LEACH** (1988) for second-most in program history, two shy of **PETE WATZKA**'s program record (45 in 1971) ... fifth-highest on-base percentage (.492) by Cornell player with at least 80 ABs714 slugging percentage marked second time in program history a player had at least a .700 slugging percentage (min. 80 ABs), only trailing Rico's .768 figure in 2002.

► Finished within top 10 among Ivy League hitters in OBP and OPS (2nd), batting average and slugging percentage (3rd), home runs and RBI (T-5th), and hit by pitches (T-6th) ... drove in Ivy League-leading 30 RBI in conference games and hit seven of 11 HR against Ancient Eight opponents, tied for third-most in league.

#20 KEVIN HAGER | SO. | INF | R/R

2025: .314 / .441 / .465 / .906 | 2 HR | 16 RBI | 1 SB

TUE. AT BINGHAMTON: 1-5

COLUMBIA SERIES: 3-12 (.250), 3R, 2B, RBI, BB, 2SO, SF

vs. LHP: .467 (7-for-15, 1 HR)

ACTIVE HIT STREAK: 2 G (2-9, .222)

PENN SERIES: 3-12 (.250), R, 2 2B, RBI, HBP, 2SO

vs. RHP: .282 (20-for-71, 1 HR)

LAST ERROR: 1 G, 4/14/25 vs. Penn (SS)

► **ACCOLADES:** Named to Brooks Wallace Award Watch List on Friday afternoon, which is presented annually to the top shortstop in collegiate baseball ... named Ivy League Player of the Week (Feb. 24) after igniting Cornell to season-opening upset victory over No. 17-ranked Duke (Feb. 21) ... leadoff HR in third inning was first of 10 unanswered runs scored by Big Red in 11-8 win ... batted .500 (3-6) with HR and 2RBI while leading team with 4R and drawing 3HBP.

► Went 1-5 in Tuesday's game at Binghamton ... gone 3-12 (.250) in each of last two weekends against Penn and Columbia, combining for 4R, three doubles, 2RBI, 1BB, 1HBP, 4SO, 1SF.

► Had 15-game on-base streak snapped after going 0-4 in series finale against Columbia (April 5) ... has reached safely in 19 of last 20 games (95.0 percent), slashing .320/.442/.453 with .895 OPS, 18R, seven doubles, 1HR, 14RBI, 13BB, 5HBP, and 11K ... been on base in 22 out of 24 games this season (91.7 percent) and in 37 of previous 40 contests (92.5 percent), dating back to last season, posting .303/.413/.476 slash line with .889 OPS, 34R, seven doubles, 6HR, 26RBI, 21BB, 9HBP.

► Started 21 of 23 appearances last season, all of which came at SS ... batted .241 with a double, 4HR, and 12RBI ... six of 12 RBI came in Ivy League Tournament, earning spot on All-Tournament team ... concluded campaign on season-high five-game hit streak ... posted first collegiate XBH (RBI double) against Richmond (March 16) ... registered first collegiate HR — first of three consecutive Cornell HRs — against Dartmouth in nightcap of March 30 DH ... other three HR came against Penn on April 14 in regular season and May 19 and May 20 in Ivy League Tournament ... committed four errors in 92 fielding chances (.957 fielding percentage) ... brother, **FRANK JR.**, played baseball at Cornell for four years (2009-12) before serving as an assistant coach for seven years (2016-22).

BIG RED BATTER BRIEFS

#22 JAKOBI DAVIS | SR. | OF | L/L

2025: .226 / .387 / .345 / .732 | 2 HR | 12 RBI | 7 SB

TUE. AT BINGHAMTON: 0-3, RBI, 2BB, 2SO

COLUMBIA SERIES: 1-11 (.091), 5SO, CS

vs. LHP: .353 (6-for-17, 1 HR)

ACTIVE HIT STREAK: 0 G (0-10)

PENN SERIES: 3-12 (.250), 2B, RBI, 4SO, 2SB

vs. RHP: .194 (13-for-67, 1 HR)

LAST ERROR: 74 G, 4/8/23 vs. Brown (CF)

► Went 0-3 with 1RBI, 2BB, 2SO against Binghamton on Tuesday ... hitless in last 10AB (12PA, 2BB) after concluding Penn series 0-7 following 3-5 start to weekend ... ended weekend with Penn batting .250 (3-12) with 2B, 1RBI, 4SO, and 2SB ... registered 1H in 11AB (.091) in series at Columbia with 5K and was caught stealing in lone steal attempt.

► Is hitting .150 (6-40) since nightcap of March 22 DH at Yale, leading to .150/.320/.175 slash line with .495 OPS, 4R, 10BB, and 17K ... has reached safely in 22 of 24 games this season (91.7 percent) ... saw 24-game on-base streak, dating back to 2024, snapped after going 0-3 in opener of doubleheader at Columbia (April 4) ... over last 28 games, slashing .255/.403/.383 with a .786 OPS with 20 runs scored, two doubles, two triples, two home runs, 13 RBI, going 7-for-8 on steal attempts, and drawn 23 walks.

► All 35 of appearances in 2024 were starts in CF ... batted .265 with four doubles, two triples, 3HR, and 14RBI ... successful on five of seven steal attempts ... went 3-4 against Penn (April 14), matching single-game high for hits ... recorded both triples on road against James Madison (March 3) and Brown (May 4) ... two of three HR occurred at Booth Field; first HR was final blast of three consecutive HR hit against Dartmouth in nightcap of March 30 twin bill ... did not register an error in his 71 fielding opportunities.

#30 WILLIAM JAUN | SR. | 1B/LHP | L/L

2025: .275 / .341 / .350 / .691 | 0 HR | 7 RBI | 0 SB

TUE. AT BINGHAMTON: NO PAs (SP)

COLUMBIA SERIES: 3-12 (.333), R, 2B, 3RBI, HBP, 2SO

vs. LHP: .750 (3-for-4, 0 HR)

ACTIVE HIT STREAK: 0 G (0-11)

PENN SERIES: 0-5

vs. RHP: .222 (8-for-36, 0 HR)

LAST ERROR: 6 G, 3/29/24 vs. Brown (1B)

► Did not register any plate appearances on Tuesday at Binghamton as he was Big Red's starting pitcher ... hitless in 5AB against Penn last weekend and has no hits in last 11AB (12PA, HBP), dating back to nightcap of April 4 DH at Columbia ... batted .333 (3-12) in series at Columbia with 1R, 2B, 3RBI, HBP, and 2K ... went 3-4 in latter game of DH with Lions, having 2B and career-high 3RBI ... three-hit performance was second game of collegiate career, joining 3-4, 2B, RBI, BB, K effort against Yale (March 22).

► Started eight of last 11 games at first base, with only other start coming on Tuesday as SP ... has hits in six of 10 appearances in the field this season.

► Made seven relief appearances out of Big Red bullpen on season, which includes registering saves against in latter games of doubleheaders against UMBC (March 1) and Brown (March 29).

► Registered 19AB over first month of 2024 before sustaining injury that forced him out of action for a month ... went 3-19 at plate, recording a double (Georgia Tech - Feb. 24) and RBI (Georgetown - March 10) ... father, Gregory, played four years of baseball at Notre Dame (1980-83) ... brother, Eric, was outfielder at Babson (2016-19).

#31 RYAN DILLON | FR. | C | R/R

2025: .000 / .000 / .000 / .000 | 0 HR | 0 RBI | 0 SB

TUE. AT BINGHAMTON: DID NOT PLAY

COLUMBIA SERIES: DID NOT PLAY

vs. LHP: .000 (0-for-1, 0 HR)

ACTIVE HIT STREAK: 0 G (0-3)

PENN SERIES: DID NOT PLAY

vs. RHP: .000 (0-for-2, 0 HR)

LAST ERROR: 2 G without error

► Has not played in any of last seven games ... last appearance came in nightcap of March 29 DH against Brown, where he made first collegiate start (caught and batted 9th) ... went 0-2 with K before being pulled ... action was first time appearing in game since serving as PH in ninth inning at No. 17-ranked Duke (Feb. 23).

► Earned four varsity letters in baseball at Marlborough HS, where he was a three-year captain and named Team MVP on three occasions ... named to *Worcester Telegram & Gazette* All-Star team in 2024 ... three-time honoree to Mid-Wach All-Star teams, earning second-team honors in 2022 and first-team honors in 2023 and 2024, and was named league MVP in 2024 ... received Preseason All-American honorable mention honors from Perfect Game in 2023 (underclassmen) and 2024 ... member of National Honor and Business Honor Societies ... volunteered with Unified Basketball and Best Buddies for all four years of high school ... played travel baseball for four years with the Nokona Chiefs.

2025 BIG RED HOME RUNS

PLAYER				ROAD/		RUNNERS ON				OUTS			TIED GO		DIRECTION					TEAM	LAST HR		ABS
	HR	vL	vR	HOME	NEUTRAL	0	1	2	3	0	1	2	GAME	AHEAD	LF	LC	CF	RC	RF		W-L	DATE / OPPONENT	PITCHER
Mason Barela	—	—	—	—	—	—	—	—	—	—	—	—	—	—	—	—	—	—	—	—	—	—	—
Tyler Beaulieu	—	—	—	—	—	—	—	—	—	—	—	—	—	—	—	—	—	—	—	—	—	—	—
Owen Carlson	—	—	—	—	—	—	—	—	—	—	—	—	—	—	—	—	—	—	—	—	5/1/24 at Binghamton	Sajeski	79
Jakobi Davis	2	1	1	—	2	1	1	—	—	2	—	—	—	1	—	—	—	—	2	1-1	3/16/25 at Towson	DeProspero	44
Ryan Dillon	—	—	—	—	—	—	—	—	—	—	—	—	—	—	—	—	—	—	—	—	—	—	—
Kevin Hager	2	1	1	—	2	2	—	—	—	1	1	—	—	1	2	—	—	—	—	2-0	3/15/25 (G2) at Towson	Whiteman	54
William Jaun	—	—	—	—	—	—	—	—	—	—	—	—	—	—	—	—	—	—	—	—	—	—	—
Max Jensen	5	1	4	1	4	4	—	1	—	4	1	—	—	—	1	1	—	—	3	4-0	3/28/25 (G2) vs. Brown	Keel	0
Luke Johnson	2	—	2	1	1	1	—	1	—	2	—	—	—	1	2	—	—	—	—	1-1	4/13/25 (G2) vs. Penn	Moss	5
Jackson Marko	—	—	—	—	—	—	—	—	—	—	—	—	—	—	—	—	—	—	—	—	—	—	—
Kyle Musser	2	1	1	1	1	1	1	—	—	—	1	1	—	1	2	—	—	—	—	1-1	4/14/25 vs. Penn	Tobin	7
Ryan Porter	6	1	5	1	5	3	1	1	1	2	3	1	1	1	5	—	—	1	—	3-2	4/13/25 (G1) vs. Penn	Coyne	9
Mark Quatrani	4	—	4	1	3	1	2	1	—	2	2	—	—	2	1	1	1	1	—	1-3	4/15/25 at Binghamton	Griffith	0
John Quinlan	2	—	2	—	2	1	1	—	—	1	—	1	—	1	—	1	—	1	—	1-1	3/16/25 at Towson	DeProspero	46
Jayden Shin	—	—	—	—	—	—	—	—	—	—	—	—	—	—	—	—	—	—	—	—	—	—	—
TJ Swidorski	1	—	1	—	1	1	—	—	—	—	1	—	—	—	—	—	—	—	1	0-1	4/15/25 at Binghamton	Packard	3
Beck Urofsky	—	—	—	—	—	—	—	—	—	—	—	—	—	—	—	—	—	—	—	—	—	—	—
Matthew Walters	—	—	—	—	—	—	—	—	—	—	—	—	—	—	—	—	—	—	—	—	—	—	—
Caden Wildman	2	—	2	1	1	1	1	—	—	—	2	—	1	—	2	—	—	—	—	1-1	4/13/25 (G2) vs. Penn	Katz	13

LEADOFF HR (0)

PLAYER (CAREER NO.) DATE / OPP

BACK-2-BACK HR (0)

PLAYERS DATE / OPP

2-HR GAMES (2)

PLAYER (CAREER NO.) DATE / OPP

Max Jensen (1) 3/1 (G2) at UMBC

Ryan Porter (1) 3/15 (G2) at TOW

GRAND SLAMS (1)

PLAYER (CAREER NO.) DATE / OPP

Ryan Porter (1) 3/15 (G2) at TOW

BIG RED MISCELLANEOUS BATTING

PLAYER	MULTI-HIT GAMES						MULTI-RBI GAMES						HIT STREAKS					HITS	
	2	3	4	5+	TOTAL	CAREER	2	3	4	5+	TOTAL	CAREER	5-9	10-14	15+	ACTIVE	2025 HIGH	CAREER HIGH	INFIELD BUNT
Mason Barela	—	—	—	—	—	—	—	—	—	—	—	—	—	—	—	1	—	—	—
Tyler Beaulieu	—	—	—	—	—	—	—	—	—	—	—	—	—	—	—	—	—	—	—
Owen Carlson	4	—	—	—	4	7	—	—	—	—	—	—	1	—	—	0	6, (3/22 - 4/4)	6, 2025	2 1
Jakobi Davis	5	—	—	—	5	20	3	—	—	—	3	12	1	—	—	0	5, (3/9 - 3/22)	7, 2024-25	3 1
Ryan Dillon	—	—	—	—	—	—	—	—	—	—	—	—	—	—	—	—	—	—	—
Kevin Hager	6	2	—	—	8	13	2	1	1	—	4	7	1	—	—	2	5, (3/15 - 3/23)	6, 2024-25	2 —
William Jaun	1	2	—	—	3	3	1	1	—	—	2	2	—	—	—	0	3, (3/28 - Pres.)	4, 2024-25	— —
Max Jensen	2	3	—	—	5	41	3	1	—	—	4	25	1	—	—	1	7, (3/1 - 3/15)	20, 2024-25	— —
Luke Johnson	1	—	—	—	1	5	—	1	—	—	1	3	—	—	—	2	2, (3x), Last: (4/13 - Pres.)	5, 2024	2 —
Jackson Marko	—	—	—	—	—	—	—	—	—	—	—	—	—	—	—	—	—	—	—
Kyle Musser	1	3	—	—	4	7	2	—	—	—	2	5	—	—	—	0	2, (2x), Last: (4/13 - 4/14)	4, (2x), Last: 2024	— —
Ryan Porter	3	3	1	—	7	19	2	—	—	1	3	12	—	—	—	0	5, (4/4 - 4/13)	5, 2025	1 —
Mark Quatrani	7	2	—	—	9	21	3	1	—	1	5	16	2	—	—	1	9, (3/23 - 4/13)	10, 2024	2 —
John Quinlan	4	1	—	—	5	32	6	2	—	—	8	15	1	1	—	0	10, (3/1 - 3/23)	10, 2025	1 1
Jayden Shin	—	—	—	—	—	—	—	—	—	—	—	—	—	—	—	—	—	—	—
TJ Swidorski	—	1	—	—	1	8	1	1	—	—	2	5	—	—	—	1	2, (3/1 - 3/23)	3, 2023	— —
Beck Urofsky	—	—	—	—	—	—	—	—	—	—	—	—	—	—	—	—	—	—	—
Matthew Walters	—	—	—	—	—	—	—	—	—	—	—	—	—	—	—	—	—	—	—
Caden Wildman	6	—	—	—	6	14	2	1	—	—	3	8	3	—	—	6	6, (4/4 - Pres.)	11, 2024	1 1

Bold denotes active streak

BIG RED 2025 BATTING SPLITS

	AB	R	H	2B	3B	HR	RBI	BB	SO	AVG	OBP	SLG	OPS
TOTALS	843	166	229	48	4	28	151	129	196	.272	.387	.438	.824
Home	192	34	49	10	1	6	31	26	42	.255	.359	.411	.771
Away	578	118	159	35	3	20	106	93	133	.275	.395	.450	.845
Neutral	73	14	21	3	0	2	14	10	21	.288	.391	.411	.802
Day	808	161	220	47	4	26	146	118	186	.272	.384	.437	.821
Night	35	5	9	1	0	2	5	11	10	.257	.435	.457	.892
February	103	14	24	5	1	2	13	12	29	.233	.350	.359	.709
March	500	122	143	30	3	19	111	89	112	.286	.410	.472	.882
April	240	30	62	13	0	7	27	28	55	.258	.351	.400	.751
May	—	—	—	—	—	—	—	—	—	—	—	—	—

BIG RED LINEUP PRODUCTION

	AB	R	H	2B	3B	HR	RBI	BB	SO	AVG	OBP	SLG	OPS
1st	97	21	23	6	1	2	19	23	23	.237	.395	.381	.777
2nd	99	20	20	4	1	4	16	18	20	.202	.355	.384	.739
3rd	101	18	37	6	0	6	23	8	18	.366	.441	.604	1.045
4th	92	22	23	7	0	2	9	16	16	.250	.388	.391	.779
5th	99	14	22	8	0	1	12	10	30	.222	.313	.333	.646
6th	89	21	31	4	1	3	18	17	21	.348	.464	.517	.980
7th	86	21	32	7	1	8	31	14	18	.372	.477	.756	1.232
8th	90	16	24	3	0	0	13	12	27	.267	.356	.300	.656
9th	90	13	17	3	0	2	9	11	23	.189	.288	.289	.577

DAILY BATTING LOGS

PLAYER	3/16 at TOW	3/22 (1) at YALE	3/22 (2) at YALE	3/23 at YALE	3/28 vs. BRWN	3/29 (1) vs. BRWN	3/29 (2) vs. BRWN	4/4 (1) at COL	4/4 (2) at COL	4/5 at COL	4/13 (1) vs. PENN	4/13 (2) vs. PENN	4/14 vs. PENN	4/15 at BING
Mason Barela							h							k1wkk
Tyler Beaulieu														
Owen Carlson	wcko	ow1wkb	oo2ko		oo1k	wd1o	Fk3eo	1ow	oohoo	w2ook	1wooo	o1k1	ooc	oowww
Jakobi Davis	4o1ko	wkoow1	wokwo	okewo	kkww	kwok	11ww	ooo	kkok	1kok	2o1k	1koc	kook	kowwk
Ryan Dillon							ko							
Kevin Hager	c11w1	cweo1ok	w1ooo	c2whk	ekho	oo1F	woow1	o1do	o1w2o	Fkkeo	od2k2	oooh	k1oo	oooo1
William Jaun		ko2o	2wk11	okoo	o11k	1woo	w1oce	ood	112oh	kooko	oooo		o	
Max Jensen	woowe	2o12whk	hwdWo	kkeoo	okwko	whowo	oo4							
Luke Johnson							oo	okk	k1ko	ooow		oo4o	1okk	
Jackson Marko														
Kyle Musser	odohd	kk										11o1	4kok	kokwo
Ryan Porter	141ko	k141kk	k12oo	kkohk	2oko	kooo		e1o	12okk	oo4k	ho42	2dkk	koko	
Mark Quatrani	11o1e	1k2hoow	ckoce	hoeo1	ko2F	4Fo2	h11oo	1ooo	hkdo1	2o1w1	h1ok1	o1ko	wkoo	w1k14
John Quinlan	od4ko	1okow11	oF12k	k12ww	koowk	wwwco	ho21w	oowd	wo1ho	k2oww	kkwkk	oo1k	o1oo	owwook
Jayden Shin							k							
TJ Swidorski				ok2o				k			wooo			24d1o
Beck Urofsky														
Matthew Walters														
Caden Wildman	b1k1o	o1oow1	1cwbo	2oko	oooo	kwoo	2co1F	wdeo	1oc1c	1k12o	cw1ok	4doo	w1w1	1oewk

KEY: 1-Single, 2-Double, 3-Triple, 4-Home Run, o-Out, k-Strikeout, w-Walk, W-Int. Walk, h-Hit by Pitch, e-Reached on Error, b-Sac Bunt, F-Sac Fly, c-Fielder's Choice, d-Double Play;
NOTE: Shading denotes started game; read left-to-right for first-to-last AB.

BIG RED W-L RECORD BY LINEUP CARD

PLAYER	BATTING ORDER (STARTS)									BY POSITION (STARTS)								
	1ST	2ND	3RD	4TH	5TH	6TH	7TH	8TH	9TH	C	1B	2B	3B	SS	LF	CF	RF	DH
Mason Barela	—	—	—	—	—	—	—	—	0-1	0-1	—	—	—	—	—	—	—	—
Tyler Beaulieu	—	—	—	—	—	—	—	—	—	—	—	—	—	—	—	—	—	—
Owen Carlson	—	1-3	—	—	—	—	1-2	2-5	5-3	—	—	9-13	—	—	—	—	—	—
Jakobi Davis	—	—	—	—	2-1	6-6	0-2	2-5	—	—	—	—	—	—	—	10-14	—	—
Ryan Dillon	—	—	—	—	—	—	—	—	1-0	1-0	—	—	—	—	—	—	—	—
Kevin Hager	—	0-1	—	7-7	—	0-3	3-3	—	—	—	—	—	—	10-14	—	—	—	—
William Jaun	—	—	—	—	1-1	1-2	2-2	—	—	—	4-5	—	—	—	—	—	—	—
Max Jensen	—	6-3	3-5	—	—	—	—	—	—	—	3-5	—	6-3	—	—	—	—	—
Luke Johnson	—	—	—	—	—	—	—	0-1	4-8	—	—	—	4-9	—	—	—	—	—
Jackson Marko	—	—	—	—	—	—	—	—	—	—	—	—	—	—	—	—	—	—
Kyle Musser	—	3-7	—	—	3-1	0-1	—	—	—	—	3-4	—	—	—	—	—	—	3-5
Ryan Porter	—	—	0-1	—	2-3	0-1	4-4	—	—	—	—	—	—	—	—	—	0-1	6-8
Mark Quatrani	—	—	7-8	3-6	—	—	—	—	—	9-13	—	—	—	—	—	—	—	1-1
John Quinlan	10-14	—	—	—	—	—	—	—	—	—	—	—	—	—	10-14	—	—	—
Jayden Shin	—	—	—	—	—	—	—	—	—	—	—	—	—	—	—	—	—	—
TJ Swidorski	—	—	—	—	—	0-1	—	1-0	0-2	—	—	1-1	0-2	—	—	—	—	—
Beck Urofsky	—	—	—	—	—	—	—	—	—	—	—	—	—	—	—	—	—	—
Matthew Walters	—	—	—	—	—	—	—	—	—	—	—	—	—	—	—	—	—	—
Caden Wildman	—	—	—	0-1	2-8	3-0	0-1	5-3	—	—	—	—	—	—	—	—	10-13	—

RUNS BY INNING

	1	2	3	4	5	6	7	8	9	10	11	12	13	14	15	TOTAL
BIG RED	17	13	22	20	19	31	24	18	0	2	—	—	—	—	—	166
OPPONENTS	17	21	25	15	36	27	31	27	16	0	—	—	—	—	—	215
DIFFERENCE	0	-8	-3	+5	-17	+4	-7	-9	-16	+2	—	—	—	—	—	-49

VICTORY MARGIN

	1	2	3	4	5	6	7	8	9	10	11	12	13	14	15+
BIG RED	2	—	6	1	—	—	—	—	—	—	1	—	—	—	—
OPPONENTS	5	—	1	1	1	2	—	—	1	—	—	—	—	1	2

BIG RED COMEBACK VICTORIES

DATE / OPPONENT	LARGEST DEFICIT	DEFICITS
3/1 (G1) at UMBC	3	Trailed 1-0 after 1st; 3-0 after 2nd; 4-2 after 3rd
3/1 (G2) at UMBC	7	Trailed 7-0 after 1st; 7-2 after 2nd
3/22 (G2) at Yale	3	Trailed 3-0 after 1st; 3-2 after 2nd
3/28 (G2) vs. Brown	1	Trailed 9-8 in mid 5th

BIG RED MULTI-RUN INNINGS

	TIMES	LAST TIME
2 Runs	20	4/13 (G1) vs. Penn (5th inning, 2 hits)
3 Runs	16	4/15 at Binghamton (7th inning, 2 hits)
4 Runs	0	—
5 Runs	3	3/29 (G2) vs. Brown (1st inning, 2 hits)
6 Runs	2	3/8 vs. UAB (6th inning, 3 hits)
7 Runs	1	3/15 (G2) at Towson (6th inning, 6 hits)
8 Runs	1	3/1 (G2) at UMBC (3rd inning, 4 hits)
9 Runs	0	—
10+ Runs	0	—

2025 GAME-BY-GAME BATTING STATISTICS

DATE	OPPONENT	W/L	SCORE	AB	R	H	RBI	2B	3B	HR	TB	BB	IBB	SB	CS	HBP	SH	SF	GDP	SO	AVG	OBP	SLG	OPS
2/21	at Duke	W	11-8	38	11	10	10	3	1	2	21	5	0	2	0	2	1	1	0	8	.263	.370	.553	.922
2/22	at Duke	L	2-16	31	2	6	2	1	0	0	7	5	0	1	0	2	0	0	1	12	.232	.357	.406	.763
2/23	at Duke	L	1-18	34	1	8	1	1	0	0	9	2	0	0	0	3	0	0	1	9	.233	.350	.359	.709
DUKE SERIES		1-2	14-42	103	14	24	13	5	1	2	37	12	0	3	0	7	1	1	2	29	.233	.350	.359	.709
3/1	at UMBC	W	8-7	41	8	9	8	1	0	2	16	8	0	1	1	0	0	0	1	8	.229	.349	.368	.717
3/1	at UMBC	W	16-13	36	16	11	15	4	0	3	24	11	0	1	0	0	0	0	1	8	.244	.374	.428	.802
UMBC SERIES		2-0	24-20	77	24	20	23	5	0	5	40	19	0	2	1	0	0	0	2	16	.260	.406	.519	.926
3/7	vs. Michigan State	L	2-3	33	2	8	2	1	0	1	12	4	0	0	1	2	1	0	0	8	.244	.372	.418	.790
3/8	vs. UAB	L	12-13	40	12	13	12	2	0	1	18	6	0	1	0	1	0	1	0	13	.257	.379	.423	.802
3/9	at Winthrop	L	4-10	34	4	8	4	0	0	1	11	3	0	1	0	3	0	1	0	7	.254	.375	.411	.786
FIRST PITCH INVITE STATS		0-3	18-26	107	18	29	18	3	0	3	41	13	0	2	1	6	1	2	0	28	.271	.375	.383	.758
3/15	at Towson	L	5-6	30	5	5	4	1	1	1	11	7	0	0	1	0	0	1	0	8	.246	.369	.407	.776
3/15	at Towson	W	18-7	43	18	20	15	4	1	4	38	7	0	3	0	4	0	0	0	8	.272	.394	.464	.858
3/16	at Towson	W	8-5	38	8	14	8	0	0	3	23	4	0	1	0	1	1	0	2	5	.281	.398	.477	.876
TOWSON SERIES		2-1	31-18	111	31	39	27	5	2	8	72	18	0	4	1	5	1	1	2	21	.351	.459	.649	1.108
3/22	at Yale	W	13-12	46	13	17	10	4	0	1	24	9	0	5	1	2	1	0	0	12	.291	.408	.482	.890
3/22	at Yale	W	7-4	35	7	10	7	4	0	0	14	7	1	1	0	1	1	1	1	6	.290	.408	.476	.884
3/23	at Yale	L	3-9	35	3	6	2	4	0	0	10	4	0	1	0	3	0	0	0	11	.282	.402	.463	.865
YALE SERIES		2-1	23-25	116	23	33	19	12	0	1	48	20	1	7	1	6	2	1	1	29	.284	.413	.414	.826
3/29	BROWN	L	4-5	32	4	5	3	2	0	0	7	4	0	0	0	1	0	1	0	11	.275	.394	.449	.842
3/29	BROWN	W	9-6	26	9	5	8	1	0	1	9	9	0	5	0	1	0	2	1	4	.271	.394	.444	.838
3/30	BROWN	W	13-10	31	13	12	13	2	1	1	19	6	0	2	0	3	0	2	0	3	.277	.400	.453	.852
BROWN SERIES		2-1	26-21	89	26	22	24	5	1	2	35	19	0	7	0	5	0	5	1	18	.247	.390	.393	.783
4/4	at Columbia	L	1-10	29	1	4	1	0	0	0	4	3	0	1	0	0	0	0	4	3	.271	.392	.438	.831
4/4	at Columbia	W	7-3	37	7	12	6	3	0	0	15	2	0	2	0	4	0	0	1	8	.274	.394	.436	.830
4/5	at Columbia	L	9-13	36	9	10	8	4	0	1	17	5	0	2	1	0	0	1	0	10	.274	.392	.438	.830
COLUMBIA SERIES		1-2	17-26	102	17	26	15	7	0	1	36	10	0	5	1	4	0	1	5	21	.255	.342	.353	.695
4/13	PENN	L	3-4	35	3	10	3	4	0	1	17	4	0	2	1	2	0	0	1	8	.274	.392	.441	.832
4/13	PENN	L	4-9	35	4	11	3	1	0	2	18	0	0	1	0	1	0	0	2	6	.276	.390	.444	.833
4/14	PENN	L	1-16	33	1	6	1	0	0	1	9	3	0	0	0	0	0	0	0	10	.272	.384	.437	.821
PENN SERIES		0-3	8-29	103	8	27	7	5	0	4	44	7	0	3	1	3	0	0	3	24	.262	.327	.427	.755
4/15	at Binghamton	L	5-8	35	5	9	5	1	0	2	16	11	0	0	1	0	0	0	1	10	.272	.387	.438	.824
4/19	at Harvard																							
4/19	at Harvard																							
4/20	at Harvard																							
HARVARD SERIES																								
4/26	at Dartmouth																							
4/26	at Dartmouth																							
4/27	at Dartmouth																							
DARTMOUTH SERIES																								
4/29	at Binghamton																							
SEASON VS. BINGHAMTON																								
5/3	PRINCETON																							
5/3	PRINCETON																							
5/4	PRINCETON																							
PRINCETON SERIES																								
SEASON TOTALS				843	166	229	151	48	4	28	369	129	1	33	7	36	5	11	17	196	.272	.387	.438	.824



2025 TEAM STATISTICS (as of 4/17/25)

	STAT	NCAA	IVY
BASE ON BALLS	129	263rd	3rd
BATTING AVERAGE	.272	179th	4th
DOUBLE PLAYS	18	244th	5th
DOUBLE PLAYS / GAME	0.75	79th	4th
DOUBLES	48	265th	3rd
DOUBLES / GAME	2.00	89th	3rd
EARNED RUN AVERAGE	8.71	273rd	7th
FIELDING PERCENTAGE	.977	31st	1st
HIT BATTERS	45	188th	6th
HIT BY PITCH	36	252nd	5th
HITS	229	292nd	4th
HITS ALLOWED / 9 INN.	9.19	101st	2nd
HOME RUNS	28	196th	3rd
HOME RUNS / GAME	1.17	93rd	2nd
ON-BASE PERCENTAGE	.387	145th	2nd
RUNS	166	274th	4th
SACRIFICE BUNTS	5	270th	6th
SACRIFICE FLIES	11	221st	5th
SCORING	6.9	128th	3rd
SHUTOUTS	—	—	—
SLUGGING PCT.	.438	134th	3rd
STOLEN BASES	33	206th	3rd
STOLEN BASES / GAME	1.38	114th	2nd
SO/BB RATIO	0.84	291st	8th
STRIKEOUTS / 9 INN.	6.6	282nd	8th
TRIPLE PLAYS	—	—	—
TRIPLES	4	237th	6th
TRIPLES / GAME	0.17	183rd	5th
WHIP	1.89	251st	7th
WIN PERCENTAGE	.417	205th	4th
WALKS / 9 INN.	7.83	292nd	8th

2025 INDIVIDUAL LEADERS (as of 4/17/25)

	STAT	NCAA	IVY
BASE ON BALLS PER GAME			
John Quinlan	0.96	51st	1st
Jakobi Davis	0.88	91st	3rd
HIT BATTERS			
Carson Mayfield	12	32nd	2nd
HIT BY PITCH PER GAME			
Mark Quatrani	0.42	65th	3rd
Kevin Hager	0.33	142nd	5th
HITS ALLOWED PER NINE INNINGS			
Carson Mayfield	6.18	46th	3rd
HOME RUNS PER GAME			
Ryan Porter	0.29	127th	1st
SAVES			
William Jaun	2	216th	3rd
Chris Ellison	1	443rd	9th
John Hegarty	1	443rd	9th
Sam Keene	1	443rd	9th
SLUGGING PERCENTAGE			
Ryan Porter	.716	52nd	1st
WHIP			
Carson Mayfield	1.08	73rd	2nd

REACHING THE CENTURY MARK

► Junior right-handed pitcher **CARSON MAYFIELD** and junior left-handed pitcher **NOAH KELLER** each surpassed the century mark for strikeouts this past weekend in the Big Red's three-game series against Penn.

► After matching his career high for strikeouts with eight in the opening game of Sunday's doubleheader, Mayfield upped his career total to 103 punchouts, which enters the weekend stanfing as the 38th-highest total in the Big Red's modern era (since 1947).

► Keller registered three strikeouts in relief in the nightcap of Sunday's twin bill to reach the century mark and upped his his career total to 102, which is tied with Dan Baysinger (2001-04) for 39th on the strikeout list, with a strikeout against Binghamton on Tuesday.

► Mayfield and Keller are the first set of Big Red teammates to simultaneously have at least 100 strikeouts since **TIM WILLITTES** (130 — 2014-18) and **PAUL BALESTRIERI** (116 — 2014-17) in 2017.

THESE CLEATS WERE MADE FOR WALKING

► Through the completion of Wednesday's games, Cornell owns the 62nd-highest walks per game average in Division I baseball, drawing 5.37 walks across its 24 games played (129 walks).

► In the Big Red's modern era, dating back to 1947, Cornell's 5.37 walks per game average is the third-highest clip in program history, with at least 20 games played. Cornell has averaged at least five walks per game on two other occasions, coming in 1969 (160 BB in 29 games — 5.52) and 1971 (204 BB in 37 games — 5.51).

► Cornell has had at least five walks in 13 games this season, highlighted by its season-high 11 walks drawn against UMBC (March 1) and Binghamton (Tuesday).

► Since the beginning of Ivy League play, Cornell has drawn five-plus walks in five of its 12 Ancient Eight contests, showcased by nine-walk efforts against Yale (second game of March 22 doubleheader) and Brown (first game of March 29 doubleheader).

► Senior outfielders **JOHN QUINLAN** and **JAKOBI DAVIS** enter this weekend both ranked within the top 100 nationally in walks per game with their respective 0.96 and 0.88 averages, making Cornell one of 19 Division I programs to have multiple players to have a top-100 walks per game average. Duke, Fairfield, Miami (Ohio), and VMI each have three players that meet the criteria, while Cornell is joined by Central Connecticut State, Cincinnati, Clemson, Grambling State, Indiana, Kansas, Longwood, Mercer, Northwestern State, Oklahoma, Rhode Island, UCLA, West Virginia, and Wright State with having multiple representatives.

DIGGING THE LONG BALL

► Sophomore catcher **MARK QUATRANI** led the Big Red in home runs last season with 11, tying **ERIC KIRBY** (1995) and **ERIK RICO** (2002) for the second-most blasts in a season. Quatrani's 11 home runs were the most by a Cornell freshman player in program history, shattering the previous record that was held by former infielder **BILL WALKENBACH** — who later became the Big Red's head coach from 2009-15 — for 29 years after his six-home run campaign in 1996.

► After hitting an eighth-inning home run against Binghamton on Tuesday, Quatrani enters this weekend's series one home run shy of matching Kirby, **RAUL GOMEZ** (1998-01), and **ANDREW LURIA** (1999-02) for the ninth-most home runs in program history. Quatrani is tied with **JOHN DEMAYO** (1979-82), **MIKE KALFOPOULOS** (1982-85) and **MAX JENSEN** for the 12th-most home runs.

► Entering this weekend, Cornell has hit 28 home runs this season, standing as the 11th-most round-trippers in a season. With its next home run, Cornell will officially enter the top 10 for home runs for a fourth consecutive year after it had 33 round-trippers in 2022 (5th), 30 four-baggers in 2023 (T-6th), and set the program record for home runs last season with its 52 blasts.

CORNELL RECORD BOOK

MOST CAREER STRIKEOUTS BY A PITCHER
Cornell Modern Era (Since 1947)

RK	PLAYER	CAREER	SO
1.	Greg Myers	1979-82	217
2.	Steve Hamrick	1973-74	203
31.	Ivan Tylawsky	1965-67	111
	John Dougherty	1970-72	111
	Bob Dutkowsky	1975-77	111
34.	Thomas MacLeod	1969-70	107
35.	Blake Hamilton	2004-06	106
36.	Erik Rico	1999-02	105
37.	Harvey Kaufman	1960-62	104
► 38.	Carson Mayfield	2023-Pres.	103
39.	Dan Baysinger	2001-04	102
► 40.	Noah Keller	2023-Pres.	101

CORNELL RECORD BOOK

HIGHEST WALKS PER GAME AVERAGES
Cornell Modern Era (Min. 20 GP) (Since 1947)

SEASON	GP	BB	BB/G
1969	29	160	5.52
1971	37	204	5.51
► 2025	24	129	5.37
1991	40	197	4.93
1970	38	179	4.71
1988	47	217	4.62
2018	37	169	4.57
1998	37	166	4.49
2022	36	159	4.42

CORNELL RECORD BOOK

MOST CAREER HOME RUNS
Cornell Program History

RK	SEASON	CAREER	HR
1.	Chris Cruz	2011-14	25
T2.	Gary Kaczor	1977-80	21
	Bill Walkenbach	1995-98	21
T4.	Brian Kaufman	2005-08	20
	Brian Billigen	2009-12	20
6.	Nathan Waugh	2022-24	18
T7.	Marlin McPhail	1979-82	17
	Erik Rico	1999-02	17
T9.	Eric Kirby	1993-95, 1997	16
	Raul Gomez	1998-01	16
	Andrew Luria	1999-02	16
T12.	John DeMayo	1979-82	15
	Mike Kalfopoulos	1982-85	15
►	Max Jensen	2022-Pres.	15
►	Mark Quatrani	2024-Pres.	15

BIG RED TRENDS			
CATEGORY	2025	UNDER PEPICELLI	STREAK
Overall	10-14	111-181-1	Lost 5
Ivy League Games	5-7	62-95	Lost 4
Non-Conference Games	5-7	49-86-1	Lost 1
vs. Power 4 Opponent	1-3	4-26	Lost 3
vs. Non-Power 4 Opponent	4-4	45-60-1	Lost 1
Home Games	2-4	36-53-1	Lost 3
Away Games	8-8	68-118	Lost 2
Neutral Site Games	0-2	7-10	Lost 4
Day Games <small>(before 5 p.m.)</small>	10-13	106-172-1	Lost 4
Night Games <small>(5 p.m. or later)</small>	0-1	5-9	Lost 2
February	1-2	2-21	Lost 2
March	8-6	43-66	Won 2
April	1-6	52-80-1	Lost 5
May	0-0	14-14	Lost 2
Cornell Scores 0-2 Runs	0-5	7-78	Lost 23
Cornell Scores 3-5 Runs	0-7	24-68-1	Lost 9
Cornell Scores 6-9 Runs	5-1	42-31	Lost 1
Cornell Scores 10+ Runs	5-1	38-4	Won 3
Cornell Allows 0-2 Runs	0-0	35-8	Won 6
Cornell Allows 3-5 Runs	3-3	41-38-1	Won 1
Cornell Allows 6-9 Runs	4-4	29-69	Lost 3
Cornell Allows 10+ Runs	3-7	6-66	Lost 3
Leading after Six Innings	9-3	84-16	Lost 1
Trailing after Six Innings	0-8	21-150	Lost 8
Tied after Six Innings	1-3	6-15-1	Lost 3
Leading after Seven Innings	8-1	76-9	Lost 1
Trailing after Seven Innings	0-11	15-143	Lost 18
Tied after Seven Innings	0-2	7-10-1	Lost 2
Leading after Eight Innings	6-1	79-5	Lost 1
Trailing after Eight Innings	0-11	7-147	Lost 18
Tied after Eight Innings	1-2	9-10-1	Lost 2
Big Red With No Home Runs	2-5	38-111	Won 1
Big Red Hit a Home Run	8-9	73-70-1	Lost 5
Hits One Home Run	3-7	41-57-1	Lost 3
Hits Multiple Home Runs	5-2	31-13	Lost 2
Big Red Has No Errors	4-6	41-49	Lost 2
Big Red Has an Error	6-8	70-132-1	Lost 4
Commits One Error	5-3	42-50-1	Lost 3
Commits Multiple Errors	1-5	28-82	Lost 1
Out-hit Opponent	8-6	87-30	Lost 3
Out-hit by Opponent	2-8	18-142-1	Lost 3
Hits Equal	0-0	6-9	Won 1
Big Red Scores First	7-6	69-59-1	Lost 4
Opponent Scores First	3-8	42-122	Lost 3
Extra-Inning Games	2-0	9-11-1	Won 2
One-Run Games	2-5	28-40	Lost 2
Two-Run Games	0-0	20-23	Lost 1
Five-Plus-Run Games	1-6	31-82	Lost 3
Shutouts	0-0	6-20	Lost 5

WHEN IT RUNS, IT POURS

► Cornell has scored 166 runs across its 24 games so far this season, computing to a 6.92 runs per game average.

► The Big Red's seven runs per game average stands as the seventh-highest clip in a single season, serving as one of six teams in Big Red history to average at least seven runs per game, with a minimum of 20 games played.

► This year's average trails the clips set by the teams from 1891 (232 runs in 25 games), 1901 (7.50 runs per game in 24 games), 1900 (7.45 runs per game in 33 games), 2024 (7.11 runs per game in 38 games), 1899 (7.05 runs per game in 22 games), and 1902 (6.96 runs per game in 27 games).

► Of the 166 runs scored this season, 130 have come in multi-run innings, computing to 78.3 percent of the team's scoring production. Including last year's totals, 81.4 percent of Cornell's runs (355 of 436) have come in multi-run frames.

► Dating back to the start of the 2022 season, Cornell has had at least one multi-run inning in 105 of its 130 games (80.7 percent). The Big Red has had a multi-run inning in 25 of its last 29 contests, dating back to last season, with its lone contests without a multi-run inning coming this season against then-No. 17-ranked Duke (Feb. 23), Michigan State (March 7), Columbia (April 4), and in this past Monday's setback to Penn (April 14).

IVY LEAGUE PRESEASON POLL

► The Ivy League preseason poll was announced Feb. 18 with Columbia pitted as the unanimous favorite following a vote of 16 pollsters, comprised of two representatives from each of the eight Ivy League programs.

► Penn finished right behind Columbia in second place, serving as the lone other Ancient Eight program to receive over 100 points. Cornell was tabbed third while Princeton was selected to finish fourth, rounding out the projected field for the second annual Ivy League Tournament, which will be held at the site of this year's regular-season champion.

► Rounding out the poll was Yale (69 points), Harvard (59 points), Dartmouth (30 points), and Brown (21 points).

► Cornell's third-place projection was the program's highest preseason ranking in the annual Ivy League's preseason poll since its inception before the beginning of the 2018 campaign.

QUATRANI HONORED BY D1BASEBALL

► Sophomore catcher **MARK QUATRANI** was honored by D1Baseball.com with preseason honors on Jan. 28, being selected as one of the nation's top 50 Division I catchers heading into the 2025 season.

► Fresh off being named the Ivy League's Rookie of the Year in 2024, Quatrani came in ranked at No. 39 on the list after posting a .362 batting average in his first year with the Big Red.

► Paired with his batting average, Quatrani led the team in numerous batting categories, including home runs (11), RBI (43), slugging percentage (7.14) and OPS (1.206).

► Among the 50 players named to the preseason list, Quatrani was the only representative from the Ivy League and was one of 18 non-Power Four catchers named to the list. Quatrani was also just one of 12 sophomores named to the list, with three of the 12 second-year players being redshirt sophomores.

► Of the 49 players who have at least one season of college baseball under their belts, Quatrani had the highest OPS (1.206) of any player named on the list. His figure was 31 points higher than Virginia graduate student Jacob Ference (1.175).

► Quatrani also had the third-highest batting average of those named to D1Baseball's list (.362), trailing Bowling Green sophomore Garrett Wright (.380) and Oklahoma junior Easton Carmichael (.366).

CORNELL RECORD BOOK

MOST RUNS PER GAME IN A SEASON *Cornell Program History (Min. 20 GP)*

SEASON	GP	RUNS	RPG
1891	25	232	9.28
1901	24	180	7.50
1900	33	246	7.45
2024	38	270	7.11
1899	22	155	7.05
1902	27	188	6.96
► 2025	24	166	6.92
1984	42	278	6.619
1982	39	258	6.615

IVY PRESEASON POLL

2025 IVY LEAGUE PRESEASON POLL *Two Votes Per Program*

SCHOOL (First-Place Votes)	POINTS
1. Columbia (16)	128
2. Penn	101
► 3. Cornell	88
4. Princeton	80
5. Yale	69
6. Harvard	59
7. Dartmouth	30
8. Brown	21

NCAA LEADERS

D1BASEBALL.COM TOP 50 CATCHERS *List of Non-Power Four Catchers*

RK	PLAYER	SCHOOL	YEAR
2.	Caden Bodine	Coastal Carolina	Jr.
4.	Grant Jay	Dallas Baptist	Jr.
6.	Ike Irish	Troy	Jr.
11.	Jose Torres	Louisiana	Sr.
13.	Owen Carapellotti	Georgetown	Sr.
14.	Boston Smith	Wright State	Sr.
25.	Mac Moise	FGCU	R-Sr.
26.	Garrett Wright	Bowling Green	So.
27.	Frankie Ferrentino	Merrimack	Jr.
31.	Jackson Bessette	Ill.-Chicago	Jr.
34.	Zak Skinner	Lamar	Sr.
35.	Emi Gonzalez	UC San Diego	R-Sr.
► 39.	Mark Quatrani	Cornell	So.
41.	Ethan Swidler	Lafayette	Jr.
43.	Andy Scholdt	Campbell	R-So.
48.	Parker Airhart	UT Arlington	Sr.
49.	Cole Campbell	NJIT	R-So.
50.	Tyler Howard	Portland	Jr.

IVY WEEKLY HONORS

DATE	AWARD	PLAYER (SCHOOL)
Feb. 24	Player	Kevin Hager (Cornell)
	Pitcher	Carson Mayfield (Cornell)
	Rookie	Sebastian Haggard (Penn)
March 3	Player	Max Jensen (Cornell)
	Pitcher	Sean Episcopo (Princeton)
	Rookie	Jack Ohman (Yale)
March 10	Player	Alec Atkinson (Yale)
	Pitcher	Carson Mayfield (Cornell)
	Rookie	Jack Ohman (Yale)
March 17	Player	Ryan Porter (Cornell)
	Pitcher	Sean Episcopo (Princeton)
	Rookie	Jack Dauer (Yale)
March 24	Player	Cole Fellows (Columbia)
	Pitcher	Jack Ohman (Yale)
	Rookie	Christian Butera (Brown)
March 31	Player	Ethan Brown (Dartmouth)
	Pitcher	Jack Ohman (Yale)
	Rookie	Jack Dauer (Yale)
April 7	Player	Gio Colasante (Harvard)
	Pitcher	Thomas Shurtleff (Penn)
	Rookie	Jack Ohman (Yale)
April 15	Player	Gavin Collins (Penn)
	Pitcher	Truman Pauley (Harvard)
	Rookie	Jack Ohman (Yale)

STANDINGS AND SCHEDULES

as of 4/17/25		IVY LEAGUE					OVERALL						
OPPONENT	W-L	PCT	GB	STREAK	W-L	PCT	STREAK	HOME	AWAY	NEUTRAL	RPI		
Penn	10-2	.833	—	W8	16-12	.571	W9	7-3	9-9	0-0	146		
Yale	8-4	.667	2.0	L1	20-11	.645	L2	11-4	9-7	0-0	167		
Columbia	8-4	.667	2.0	W1	15-16	.484	W2	7-1	8-15	0-0	132		
Princeton	5-6	.455	4.5	L1	9-23	.281	W1	4-2	5-19	0-2	260		
Dartmouth	5-7	.417	5.0	L2	7-18	.280	W1	5-3	2-15	0-0	285		
Cornell	5-7	.417	5.0	L4	10-14	.417	L4	2-4	8-8	0-2	192		
Harvard	3-8	.273	6.5	W1	6-21	.222	W2	3-1	2-14	1-6	281		
Brown	3-9	.250	7.0	W2	7-20	.259	W2	4-4	3-16	0-0	289		

PAST WEEK'S RESULTS

Wednesday, April 9
 Boston College 12, Dartmouth 2 (8 inn.)
 Columbia 7, Fordham 3
 Holy Cross 4, Yale 1
 Monmouth 13, Princeton 3 (7 inn.)

Friday, April 11
 Dartmouth 5, Brown 4
 Brown 4, Dartmouth 1
 Princeton 1, Harvard 0
 Harvard 3, Princeton 2
 Yale 7-3, Columbia 3-0

Saturday, April 12
 Brown 3, Dartmouth 2

THIS WEEK'S SCHEDULE

Tuesday, April 15
Binghamton 8, Cornell 5
 Columbia 18, Fairfield 7
 Harvard 19, Stonehill 4
 Quinnipiac 5, Yale 4

Saturday, April 19
All games are scheduled doubleheaders
Cornell at Harvard, 11:30 a.m.
 Dartmouth at Columbia, 11:30 a.m.
 Yale at Penn, 11:30 a.m.
 Brown at Princeton, 11:30 a.m.

Sunday, April 13

Penn 4-9, Cornell 3-4
 Columbia 6, Yale 3
 Princeton at Harvard, ppd.

Monday, April 14

Penn 16, Cornell 1

Sunday, April 20

Cornell at Harvard, 12:00
 Dartmouth at Columbia, 12:00
 Yale at Penn, 12:00
 Brown at Princeton, 12:00

ALL-IVY AWARDS

- ▶ Last season, current seniors **MAX JENSEN** and **JOHN QUINLAN** were unanimously voted First Team All-Ivy last season, while current sophomore catcher **MARK QUATRANI** was also voted a first-team selection along with being tabbed the conference's Rookie of the Year.
- ▶ Quatrani's Rookie of the Year award served as the third time in program history a Cornell player was tabbed the Ivy League's top newcomer, joining **BILL WALKENBACH** (1995) and **KELLON URBON** (2012).
- ▶ The trio of First Team All-Ivy selections signified the fifth time (1969, 1971, 1977, 1982, 2024) Cornell had at least three first-team all-league players since 1960. **MIKE BRANCA** (first base), **MARLIN MCPHAIL** (second base), **JOHN DEMAYO** (outfield), and **GREG MYERS** (pitcher) all received First Team All-EIBL honors in 1982, the last time Cornell had three first-team selections.

ONE LAST GO-AROUND

- ▶ A staple of the Big Red baseball program since 1991, Cornell baseball associate head coach **TOM FORD** announced Dec. 19 that the 2025 season — his 35th with Cornell baseball — will serve as his final year on the Big Red coaching staff.
- ▶ "It has been a privilege to work with the Cornell baseball program for as long as I have. The experience has been rewarding for so many reasons. Having said that, I will be retiring after the spring season," Ford said. "For years, my family has been so supportive and have always planned their schedule around mine. It is time for me to plan my schedule around them."

ARE CORNELL STUDENT-ATHLETES ON SCHOLARSHIP?

- ▶ The quick and easy answer: No. Every Cornell student-athlete is awarded need-based financial aid, just like every other student at the University — with the package including student loans and grants.
- ▶ The original Ivy League agreement, established in 1954, was to improve and foster intercollegiate athletics while emphasizing such competition in harmony with the institutions' educational purposes.
- ▶ The Ivy League is nationally recognized for its success — absent of athletic scholarships — while rigorously maintaining its self-imposed high academic standards.
- ▶ Given the current national pressures on intercollegiate success and the ever-changing landscape of collegiate athletics, the Ivy League has demonstrated a rare willingness and ability to abide by these rules and still compete successfully in Division I athletics.

CORNELL RECORD BOOK

TRIO OF FIRST TEAM ALL-LEAGUE HONOREES

Program History (Since 1960)

PLAYERS	YEAR
Ed Cott (C), Chris Ritter (OF), Pete Watzka (3B), Bob Witkoski (SS)	1969
Tom Boettcher (3B), Pete Watzka (OF), Bob Witkoski (2B)	1971
Gary Gronowski (P), Dave Johnson (OF), Ken Veenema (2B)	1977
Mike Branca (1B), John DeMayo (OF), Marlin McPhail (2B), Greg Myers (P)	1982
▶ Max Jensen (1B), Mark Quatrani (C), John Quinlan (OF)	2024

SERIES HISTORY



SERIES HISTORY

HARVARD LEADS, 113-60

Ithaca, N.Y. (Booth Field):	29-42 (2-1)
Cambridge, Mass. (O'Donnell Field):	31-69 (30-65)
Neutral Sites:	0-2
Under Dan Pepicelli:	10-9

SCORING RECORDS

CORNELL		HARVARD	
Ithaca:	12	Ithaca:	18
COR, 12-7 (3/31/2012)		HAR, 18-1 (5/4/1985)	
Cambridge:	18	Cambridge:	20
COR, 18-5 (4/10/2011)		HAR, 20-3 (5/22/1893)	
Neutral Site:	4	Neutral Site:	5
HAR, 5-4 (5/17/1980)		HAR, 5-4 (5/17/1980)	

RESULTS OF LAST 60 GAMES

DATE	SITE	SCORE
4/5/1996	Ithaca, N.Y.	W, 6-4 (7 inn.)
4/12/1997	Cambridge, Mass.	L, 7-9 (7 inn.)
4/12/1997	Cambridge, Mass.	L, 1-2 (7 inn.)
4/5/1998	Ithaca, N.Y.	L, 3-8 (7 inn.)
4/5/1998	Ithaca, N.Y.	L, 1-3 (7 inn.)
4/11/1999	Cambridge, Mass.	L, 0-3 (7 inn.)
4/11/1999	Cambridge, Mass.	L, 1-5 (7 inn.)
4/1/2000	Ithaca, N.Y.	L, 1-2 (7 inn.)
4/1/2000	Ithaca, N.Y.	L, 6-9
4/7/2001	Cambridge, Mass.	W, 3-1 (9 inn.)
4/7/2001	Cambridge, Mass.	L, 5-17
4/7/2002	Ithaca, N.Y.	L, 7-12 (11 inn.)
4/7/2002	Ithaca, N.Y.	L, 2-6
4/13/2003	Cambridge, Mass.	W, 12-0 (7 inn.)
4/13/2003	Cambridge, Mass.	L, 1-3
4/3/2004	Ithaca, N.Y.	W, 7-3 (7 inn.)
4/3/2004	Ithaca, N.Y.	L, 0-2 (9 inn.)
4/9/2005	Cambridge, Mass.	L, 1-3 (7 inn.)
4/9/2005	Cambridge, Mass.	L, 1-2
5/9/2005	Cambridge, Mass.	L, 0-2
5/9/2005	Cambridge, Mass.	L, 2-4
4/2/2006	Ithaca, N.Y.	L, 3-14 (7 inn.)
4/2/2006	Ithaca, N.Y.	L, 6-12
4/8/2007	Cambridge, Mass.	L, 2-4 (7 inn.)
4/8/2007	Cambridge, Mass.	L, 4-11
4/8/2008	Ithaca, N.Y.	W, 6-5 (7 inn.)
4/8/2008	Ithaca, N.Y.	L, 1-2
4/4/2009	Cambridge, Mass.	L, 5-6 (7 inn.)
4/4/2009	Cambridge, Mass.	L, 5-7
4/4/2010	Ithaca, N.Y.	L, 6-12 (7 inn.)
4/4/2010	Ithaca, N.Y.	W, 11-2
4/10/2011	Cambridge, Mass.	L, 8-11 (7 inn.)
4/10/2011	Cambridge, Mass.	W, 18-5
3/31/2012	Ithaca, N.Y.	L, 2-6 (7 inn.)
3/31/2012	Ithaca, N.Y.	W, 12-7
4/6/2013	Cambridge, Mass.	W, 3-1 (7 inn.)
4/6/2013	Cambridge, Mass.	L, 7-10
4/1/2014	Ithaca, N.Y.	L, 4-5 (10 inn.)
4/1/2014	Ithaca, N.Y.	W, 6-2
4/5/2015	Cambridge, Mass.	L, 2-14 (7 inn.)
4/5/2015	Cambridge, Mass.	W, 5-4
4/2/2016	Ithaca, N.Y.	W, 5-1 (7 inn.)
4/2/2016	Ithaca, N.Y.	W, 6-4
4/8/2017	Cambridge, Mass.	L, 5-7 (7 inn.)
4/8/2017	Cambridge, Mass.	W, 9-5
4/28/2018	Ithaca, N.Y.	W, 10-8
4/28/2018	Ithaca, N.Y.	W, 7-4
4/29/2018	Ithaca, N.Y.	L, 2-6
4/13/2019	Cambridge, Mass.	L, 6-8
4/13/2019	Cambridge, Mass.	L, 1-7
4/14/2019	Cambridge, Mass.	W, 2-0
3/25/2022	Ithaca, N.Y.	L, 5-7
3/25/2022	Ithaca, N.Y.	L, 5-11
3/26/2022	Ithaca, N.Y.	L, 11-12
4/14/2023	Cambridge, Mass.	L, 6-7
4/15/2023	Cambridge, Mass.	W, 11-6
4/15/2023	Cambridge, Mass.	W, 3-2
4/6/2024	Ithaca, N.Y.	W, 5-4
4/7/2024	Ithaca, N.Y.	L, 6-14
4/7/2024	Ithaca, N.Y.	W, 6-5

SCOUTING HARVARD

► Harvard enters this weekend's series with a 6-21 overall record and 3-7 mark in Ivy League play. The Crimson, who will be concluding its six-game homestand this weekend, are coming off a 19-4 run-rule victory over Stonehill on Tuesday, which featured Harvard leaping out to a 14-0 lead after the second inning. Tuesday's victory was Harvard's second consecutive victory and its fourth win in its last seven games, dating back to its semifinal victory over UMass in the Baseball Beanpot on April 1.

► George Cooper leads the Crimson's offense with his .320 batting average and also holds the lead in hits (32), home runs (5), RBI (21), slugging percentage (.540), and OPS (.928). Cooper is tied with two-way player Gio Colasante for the team lead in doubles with five.

► Callan Fang (1-3, 3.63 ERA) and Truman Pauley (2-5, 5.63 ERA) have been two of Harvard's reliable starting pitchers this season. Pauley, who was named the Ivy League's Pitcher of the Week after taking a no-hitter into the ninth inning against Princeton last weekend, leads the team in innings pitched (40.0), strikeouts (50), and batting average against (.191) across his eight starts. Fang has issued just 12 walks in 34.2 innings over his six outings, striking out 29 batters and holding the opposition to a .260 batting average.

► Colasante has served as the Crimson's Sunday starter since Ivy League play began, posting a team-best 2.53 ERA among starters in Ivy League play, striking out 12 in 10.2 innings over three appearances. In four conference games, Pauley has struck out 28 batters in 20.1 innings, averaging a league-leading 12.39 strikeouts-per-9-innings pitched.

138 YEARS, 328 MILES, 173 MEETINGS

► Harvard leads the all-time series with Cornell, 113-60, dating to the first contest between the Ivy League programs on May 19, 1887, at Holmes Field in Cambridge, Mass.

► Cornell, winners of four of the last five games against Harvard, has claimed each of the last two regular-season series from the Crimson, marking the first time it has registered consecutive series victories over its Ancient Eight rival since sweeping doubleheaders in 1994 (Ithaca) and 1995 (Cambridge).

► With a series victory this weekend, Cornell will have won three consecutive series against Harvard for the first time since sweeping two-game series in 1939, 1940, and 1941.

► In the Big Red's last trip to O'Donnell Field, the Big Red swept a doubleheader on April 15, 2023, marking the program's third time registering a doubleheader sweep on the Crimson's home turf, joining sweeps on May 27, 1933 (5-0 and 1-0) and April 9, 1995 (3-2 in nine innings and 7-4 in seven innings).

CORNELL VS. HARVARD

PLAYER	GP	GS	AB	R	H	2B	3B	HR	RBI	BB	HBP	SO	SF	SH	SB	AVG	OBP	SLG	
Owen Carlson	1	0	1	0	1	0	0	0	0	0	0	0	0	0	0	1.000	1.000	1.000	
Mark Quatrani	3	3	9	2	4	1	0	1	3	0	3	2	0	0	0	.444	.583	.889	
Caden Wildman	3	3	12	3	5	0	0	1	2	0	0	2	0	0	1	.417	.417	.667	
Max Jensen	9	9	40	6	13	2	1	1	9	1	0	4	1	0	0	.325	.333	.500	
John Quinlan	7	7	29	4	9	0	0	1	4	2	1	4	0	0	1	.310	.375	.414	
Jakobi Davis	9	9	30	7	9	1	0	0	1	7	1	12	0	0	1	.300	.447	.333	
TJ Swidorski	1	1	4	1	1	0	0	0	0	0	0	2	0	0	0	.250	.250	.250	
Ryan Porter	6	6	22	3	5	1	0	2	6	2	1	5	1	0	1	.227	.308	.545	
Kyle Musser	3	1	6	0	1	0	0	0	0	0	0	1	0	0	0	.167	.167	.167	
Luke Johnson	3	0	1	0	0	0	0	0	0	0	0	0	0	0	0	.000	.000	.000	
Kevin Hager	2	2	4	1	0	0	0	0	0	2	1	2	0	1	0	.000	.429	.000	
TOTALS	47	41	158	27	48	5	1	6	25	14	7	34	2	1	4	.304	.381	.462	
PLAYER	W-L	ERA	APP	GS	CG	SHO	SV	IP	H	R	ER	BB	SO	AVG	WP	HP	BK	SF	SH
Huxley Holcombe	1-0	0.00	1	0	0	0/0	0	5.0	1	0	0	1	3	.067	0	0	0	0	1
Noah Keller	1-1	2.53	2	2	0	0/0	0	10.2	12	6	3	2	9	.273	1	1	0	0	0
Ethan Hamill	1-0	4.09	2	2	0	0/0	0	11.0	10	6	5	7	8	.250	0	2	0	0	1
Chris Ellison	1-0	4.50	3	0	0	0/0	0	4.0	4	5	2	2	3	.267	2	1	0	1	0
Ryan Porter	0-0	6.75	6	0	0	0/0	1	6.2	7	5	5	3	4	.304	4	0	0	1	1
Nathaniel Jennewein	0-0	9.00	1	0	0	0/0	0	1.0	1	1	1	1	2	.250	0	0	0	0	0
Carson Mayfield	0-0	10.57	3	1	0	0/0	0	7.2	12	9	9	4	6	.387	0	3	0	1	0
John Gerfen	0-1	18.00	2	0	0	0/0	0	1.0	2	2	2	1	2	.400	0	0	1	0	0
Beck Urofsky	0-0	27.00	1	0	0	0/0	0	0.2	4	2	2	1	0	.800	2	0	0	0	0
TOTALS	4-2	5.48	21	5	0	0/0	1	47.2	53	36	29	22	37	.291	9	7	1	3	3

BOOTH FIELD



► After spending over 100-plus years at Hoy Field, Cornell's legendary, and storied, on-campus field, the Cornell baseball team officially moved to Booth Field, the program's brand-new, \$17.5 million off-campus facility on Friday, April 21, 2023.

► Booth Field is named in honor of former Cornell pitcher **RICH BOOTH** '82, who has shown "extraordinary leadership and generosity — much of its anonymous — over the last four decades."

► The facility features many state-of-the-art amenities for the Cornell baseball team, including a 1500-square foot team room and lounge, 1500-square foot locker room, and a 7000-square foot indoor area for batting cages and pitching mounds. A nutrition station, Hall of Fame area, and a coaches room is included at the facility, which was completed this past summer.

YEAR-BY-YEAR RESULTS

SEASON	RECORD	W%	RF	RA	+/-
2023	1-5	.167	31	48	-17
2024	7-5	.583	86	92	-6
2025	2-4	.333	34	50	-16
TOTALS	10-14	.417	151	190	-39

BOOTH FIELD FIRSTS (ALL INSTANCES OCCURRED ON 4/21/23 UNLESS DENOTED)

GAME: Friday, April 21, 2023 (Princeton 11, Cornell 8)

CORNELL WIN: April 28, 2023 (Game 2)
Cornell 11, Penn 9

ATTENDANCE: 397

TIME OF GAME | TEMPERATURE: 2:21 | 84°F

FIRST PITCH: 3:33 p.m. by Spencer Edwards, Cornell;
fastball, ball

BATTER: Matt Scannell, Princeton (homered)

PLATE UMPIRE: Mike Lum

HIT: Home run by Matt Scannell, 1st inning, none on

RUN: Matt Scannell, Princeton (homered)

SINGLE: Brendan Cumming, Princeton, 1st inning

DOUBLE: Max Jensen, Cornell, 1st inning

TRIPLE: Jakobi Davis, Cornell, 2nd inning

FIRST RBI: Matt Scannell, Princeton, 1st inning (homered)

HOME RUN: Matt Scannell, Princeton,
(1st inning off Spencer Edwards)

CORNELL HOME RUN: Sam Kaplan (two-run), 5th inning,
off Princeton's Jackson Emus

TWO-RUN HOME RUN: Kyle Vinci, Princeton,
(4th inning off Spencer Edwards)

CORNELL TWO-RUN HOME RUN: Sam Kaplan, 5th inning,
off Princeton's Jackson Emus

THREE-RUN HOME RUN: Kyle Vinci, Princeton,
(7th inning off Carson Mayfield)

CORNELL THREE-RUN HOME RUN: Joe Hollerbach,
(4/28/23, 3rd inning, off Penn's Cole Zaffiro)

GRAND SLAM: Kyle Vinci, Princeton, 4/8/23,
(7th inning off Von Baker)

CORNELL GRAND SLAM: Nathan Waugh, 3/30/24,
(2nd inning, off Dartmouth's Marco Dumsky)

PINCH-HIT HOME RUN: Never happened

INSIDE-THE-PARK HOME RUN: Never happened

WINNING PITCHER: Jackson Emus, Princeton (starter)

LOSING PITCHER: Spencer Edwards, Cornell (starter)

SAVE: Jacob Faulkner, Princeton

PUTOUT: Matt Barnhorst, Cornell (first out of 6-4-3 DP)

ASSIST: Ryan Porter, Cornell (GIDP to shortstop)

ERROR: Noah Granet, Princeton, fielding

CG SHUTOUT: Tom Chmielewski, Princeton, 4/8/23

9-INNING CG SHO: Has not happened

WALK: Cornell's John Quinlan by
Princeton's Jackson Emus, 1st inning

STRIKEOUT: Princeton's Kyle Vinci by
Cornell's Spencer Edwards, 1st inning

STOLEN BASE: Scott Bandura, Princeton, 4th inning

DOUBLE PLAY: Porter-Barnhorst-Jensen, Cornell, 1st inn.

TRIPLE PLAY: Has not happened

BALK: Noah Keller, Cornell, 3/30/24 (G2), vs. Dartmouth

ONE-HITTER: Has not happened

NO-HITTER: Has not happened

EXTRA-INNING GAME: 4/20/24 (G2) vs. Yale
(W, 10-9 — 10 inn.)



DAN PEPICELLI

10TH SEASON AT CORNELL

Years in Role: 10th Season as Head Coach

College: SUNY Cortland '90

Coaching Location: Dugout

DAN PEPICELLI, the Ted Thoren Head Coach of Cornell Baseball, was named the 17th head coach in Cornell baseball history on Aug. 10, 2015, and is entering his 10th season at the helm of the Cornell baseball program.

Pepicelli's 111 wins as the Big Red's head coach stand as the fourth-most in program history, trailing **TED THOREN** (515), **TOM FORD** (264), and **BILL WALKENBACH** (130).

Under Pepicelli's tutelage, Cornell has produced 25 All-Ivy League selections — including eight First Team and eight Second Team selections. Four Big Red players have also been selected in the Major League Baseball Amateur Draft.

Before his arrival on East Hill, Pepicelli spent six seasons at Clemson where he had three coaching titles during his six-year stay. The final three years with the Tigers were as the associate head coach.

He became the Tigers' first pitching coach to lead a staff to Omaha in his first season with the squad. That year, Clemson's pitching staff posted the first of four consecutive seasons with a sub-4.00 ERA. Pepicelli recruited and developed Matt Crownover, who earned freshman All-America accolades in 2013 and ACC Pitcher of the Year honors in 2015, and was instrumental in assembling *Baseball America's* ninth-ranked recruiting class in 2015. Ten Clemson pitchers were selected in the Major League Baseball Amateur Draft in Pepicelli's tenure at Clemson.

By joining the Big Red, Pepicelli returned home to upstate New York, where he previously had 11 years of head coaching experience at the Division III level between St. John Fisher and Hartwick.

After serving as an assistant coach for three seasons at Hartwick, Pepicelli was promoted to head coach for the 1999 season. Following his two-year tenure at Hartwick, Pepicelli was head coach and assistant athletic director at St. John Fisher for nine seasons (2001-09). Pepicelli was a two-time Empire 8 Coach of the Year (2001, 2007), with the latter coming when the Cardinals advanced to the NCAA Division III College World Series for the first time in program history.

Pepicelli's teams at St. John Fisher had winning records in each of his last seven seasons. His team garnered national recognition for sportsmanship in 2008 after a line-drive foul ball struck the opposing team's third-base coach in the head during the ninth inning of the play-in game of the 2008 ECAC Upstate Championship. Despite the fact the Cardinals were trailing, Pepicelli and the Cardinals elected to concede the game, ending any hope of clinching a berth an NCAA Tournament berth. The Committee on Sportsmanship and Ethical Conduct presented Pepicelli's team with the NCAA All-Divisions Sportsmanship Award.

Along with being the baseball coach at St. John Fisher, Pepicelli was the head strength and conditioning coach where he spent three years on the NCAA Competitive Safeguards Committee. He is a certified strength and conditioning specialist and is a member of the National Strength & Conditioning Association.

A native of Schenectady, N.Y., Pepicelli is married to the former Robyn Molloy, who played for and served as an assistant coach with the Syracuse women's soccer team. The couple has a daughter, Mia, and a son, Owen.

24

PEPICELLI'S FILE

COACHING EXPERIENCE

1988	Mohawk Valley CC (Volunteer Assistant)
1996-98	Hartwick (Assistant Coach)
1999-2000	Hartwick (Head Coach)
2001-09	St. John Fisher (Head Coach)
2010	Clemson (Assistant Coach)
2011-12	Clemson (Assistant Head Coach)
2013-15	Clemson (Associate Head Coach)
2016-Pres.	Cornell (Head Coach)

PLAYING EXPERIENCE

1986-87	Mohawk Valley Community College
1990	SUNY Cortland
1991	SUNY Oneonta

EDUCATION

SUNY Cortland

B.S., Economics and Management Science, 1990

COACHING CAREER

SEASON	RECORD	W%	CONF.	W%
HARTWICK (1999-2000)				
1999	9-22	.290	—	—
2000	12-18	.400	3-3	.500
TOTALS	21-40	.344	3-3	.500

ST. JOHN FISHER (2001-09)				
2001	19-14	.576	6-2	.750
2002	15-19	.441	3-3	.500
2003	16-16	.500	4-4	.500
2004	27-14	.659	4-4	.500
2005	22-15	.595	5-3	.625
2006	26-15	.634	9-7	.563
2007	28-13	.683	7-5	.583
2008	25-14-2	.634	9-7	.563
2009	22-17	.564	8-8	.500
TOTAL	200-137-2	.593	55-43	.561

CORNELL (2016-PRES.)				
2016	14-24	.368	7-13	.350
2017	21-17	.553	9-11	.450
2018	14-22-1	.392	9-12	.429
2019	14-24	.368	8-13	.381
2020	1-8	.111	—	—
2021	— NO SEASON (COVID-19 PANDEMIC) —			
2022	11-25	.306	5-16	.238
2023	9-26	.257	8-13	.381
2024	17-21	.447	11-10	.524
2025	10-14	.417	5-7	.417
TOTALS	111-181-1	.381	62-94	.397
OVERALL	332-358-3	.481	120-140	.462



#14

TOM FORD

ASSOCIATE HEAD COACH
35TH SEASON AT CORNELL



#27

JOHN TOPPA

ASSISTANT COACH
3RD SEASON AT CORNELL



#35

ROBBY FARIS

ASSISTANT COACH
1ST SEASON AT CORNELL

2025 INDIVIDUAL AND TEAM GAME HIGHS

INDIVIDUAL GAME HIGHS

BATTING

At-Bats	6, (6x), Last: Kevin Hager, Ryan Porter & John Quinlan, at Yale (3/22/25 - G1)
Runs Scored	4, Caden Wildman, at UMBC (3/15/25 - G2)
Hits	4, Ryan Porter, at Towson (3/15/25 - G2)
Runs Batted In	8, Ryan Porter, at Towson (3/15/25 - G2)
Doubles	2, (2x), Last: Kevin Hager, vs. Penn (4/13/25 - G1)
Triples	1, (4x), Last: Owen Carlson, vs. Brown (3/29/25 - G2)
Home Runs	2, (2x), Last: Ryan Porter, at Towson (3/15/25 - G2)
Walks Drawn	3, (3x), Last: Owen Carlson, at Binghamton (4/15/25)
Strikeouts	4, (2x), Last: John Quinlan, vs. Penn (4/13/25 - G1)
Sacrifice Bunts	1, (5x), Last: Caden Wildman, at Yale (3/22/25 - G2)
Sacrifice Flies	1, (11x), Last: Kevin Hager, at Columbia (4/5/25)
Stolen Bases	2, (2x), Last: John Quinlan & Jakobi Davis, vs. Brown (3/29/25 - G1)
Hit by Pitches	2, (3x), Last: Mark Quatrani, at Towson (3/15/25 - G2)
Caught Stealing	1, (7x), Last: John Quinlan, at Binghamton (4/15/25)

PITCHING

Innings Pitched	7.2, Huxley Holcombe, at Columbia (4/4/25 - G2)
Hits Allowed	9, Carson Mayfield, at Columbia (4/4/25 - G1)
Runs Allowed	10, Huxley Holcombe, at #17 Duke (2/23/25)
Earned Runs	10, Huxley Holcombe, at #17 Duke (2/23/25)
Walks Issued	6, (2x), Last: Chris Ellison, at Towson (3/16/25)
Strikeouts	8, Carson Mayfield, vs. Penn (4/13/25 - G1)
Doubles Allowed	3, (2x), Last: Ethan Van Sice, vs. Penn (4/14/25)
Triples Allowed	1, (7x), Last: Sam Keene, vs. Penn (4/14/25)
HR Allowed	3, Carson Mayfield, at UMBC (3/1/25 - G1)
Wild Pitches	3, (2x), Last: Huxley Holcombe, vs. Penn (4/13/25 - G2)
Hit Batsmen	3, (5x), Last: Noah Keller, at Binghamton (4/15/25)

FIELDING

Putouts	13, Kyle Musser, vs. Penn (4/13/25 - G2)
Assists	6, (2x), Last: Kevin Hager, at Yale (3/22/25 - G1)
Errors	1, (20x), Last: Kevin Hager & John Quinlan, vs. Penn (4/14/25)
Passed Balls	2, Mark Quatrani, at Yale (3/23/25)

TEAM GAME HIGHS

BATTING

At-Bats	46, at Yale (3/22/25 - G1)
Runs Scored	18, at Towson (3/15/25 - G2)
Hits	20, at Towson (3/15/25 - G2)
Runs Batted In	15, (2x), Last: at Towson (3/15/25 - G2)
Doubles	4, (7x), Last: vs. Penn (4/13/25 - G1)
Triples	1, (4x), Last: vs. Brown (3/29/25 - G2)
Home Runs	4, at Towson (3/15/25 - G2)
Walks Drawn	11, (2x), Last: at Binghamton (4/14/25)
Strikeouts	13, vs. UAB (3/8/25)
Sacrifice Bunts	1, (5x), Last: at Yale (3/22/25 - G2)
Sacrifice Flies	2, (2x), Last: vs. Brown (3/29/25 - G2)
Stolen Bases	5, (2x), Last: vs. Brown (3/29/25 - G1)
Hit by Pitches	4, (2x), Last: at Columbia (4/4/25 - G2)
Caught Stealing	1, (7x), Last: at Binghamton (4/15/25)
Hit into Double Plays	4, at Columbia (4/4/25 - G1)
Runners Left on Base	15, at Yale (3/22/25 - G1)

PITCHING

Innings Pitched	10.0, (2x), Last: at Yale (3/22/25 - G1)
Hits Allowed	17, vs. Penn (4/14/25)
Runs Allowed	18, at #17 Duke (2/23/25)
Earned Runs	18, at #17 Duke (2/23/25)
Walks Issued	15, at #17 Duke (2/22/25)
Strikeouts	11, at UMBC (3/1/25 - G1)
Doubles Allowed	5, vs. Penn (4/14/25)
Triples Allowed	2, (2x), Last: vs. Brown (3/28/25)
Home Runs Allowed	5, at UMBC (3/1/25 - G1)
Wild Pitches	5, vs. Penn (4/13/25 - G2)
Hit Batsmen	4, (3x), Last: at Yale (3/22/25 - G1)

FIELDING

Putouts	30, (2x), Last: at Yale (3/22/25 - G1)
Assists	17, at Yale (3/22/25 - G1)
Errors	2, (6x), Last: vs. Penn (4/14/25)
Passed Balls	2, at Yale (3/23/25)
Double Plays Turned	3, vs. Penn (4/14/25)

2025 CORNELL BASEBALL JERSEY TRACKER



GRAY
Home: 0-0
Road: 5-3
Neutral: 0-1



RED
Home: 2-1
Road: 2-1
Neutral: 0-1



BLACK
Home: 0-3
Road: 1-4
Neutral: 0-0

Date	Opponent	Result
2/21	at Duke	W, 11-8
3/7	vs. Michigan State	L, 2-3
3/15 (G1)	at Towson	L, 5-6
3/15 (G2)	at Towson	W, 18-7 (8 inn.)
3/22 (G1)	at Yale	W, 13-12 (10 inn.)
3/22 (G2)	at Yale	W, 7-4
4/4 (G1)	at Columbia	L, 1-10
4/4 (G2)	at Columbia	W, 7-3
4/15	at Binghamton	L, 5-8

Date	Opponent	Result
2/22	at Duke	L, 2-16
3/1 (G1)	at UMBC	W, 8-7 (10 inn.)
3/1 (G2)	at UMBC	W, 16-13 (7 inn.)
3/8	vs. UAB	L, 12-13
3/29 (G1)	vs. Brown	W, 9-6
3/29 (G2)	vs. Brown	W, 13-10 (7 inn.)
4/14	vs. Penn	L, 1-16

Date	Opponent	Result
2/23	at Duke	L, 1-18
3/9	at Winthrop	L, 4-10
3/16	at Towson	W, 8-5
3/23	at Yale	L, 3-9
3/28	vs. Brown	L, 4-5
4/5	at Columbia	L, 9-13
4/13 (G1)	vs. Penn	L, 3-4
4/13 (G2)	vs. Penn	L, 4-9

A CORNELL TEAM SCORED...

10+ Runs in a Game (7 games)	13, vs. Brown (3/29/2025 - G2 - W, 13-10 - 7 inn.)
15+ Runs in a Game (14 games)	18, at Towson (3/15/2025 - G2 - W, 18-7 - 8 inn.)
20+ Runs in a Game (235 games)	27, at Towson (4/5/2017 - W, 27-14)
25+ Runs in a Game (235 games)	27, at Towson (4/5/2017 - W, 27-14)
30+ Runs in a Game (3,564 games)	44, vs. Union (4/24/1897 - W, 44-5)
5+ Runs in an Inning (7 games)	5, vs. Brown (3/29/2025 - G2 - B1 - W, 13-10 - 7 inn.)
6+ Runs in an Inning (14 games)	7, at Towson (3/15/2025 - G2 - T6 - W, 18-7 - 8 inn.)
7+ Runs in an Inning (14 games)	7, at Towson (3/15/2025 - G2 - T6 - W, 18-7 - 8 inn.)
8+ Runs in an Inning (19 games)	8, at UMBC (3/1/2025 - G2 - T3 - W, 16-13 - 7 inn.)
9+ Runs in an Inning (477 games)	12, at Harvard (4/10/2011 - G2 - T2 - W, 18-5)
10+ Runs in an Inning (477 games)	12, at Harvard (4/10/2011 - G2 - T2 - W, 18-5)
11+ Runs in an Inning (477 games)	12, at Harvard (4/10/2011 - G2 - T2 - W, 18-5)
12+ Runs in an Inning (477 games)	12, at Harvard (4/10/2011 - G2 - T2 - W, 18-5)
13+ Runs in an Inning (1,695 games)	13, at New Orleans (3/4/1981 - G2 - T6 - L, 18-25 - 7 inn.)
14+ Runs in an Inning (3,564 games)	15, vs. Union (4/24/1897 - B2 - W, 44-5)
15+ Runs in an Inning (3,564 games)	15, vs. Union (4/24/1897 - B2 - W, 44-5)
10+ Runs in Consecutive Games (39 games)	18, at Penn (4/13/2024 - G2 - W, 18-11) 11, at Penn (4/14/2024 - W, 11-9)
10+ Runs in 3+ Straight Games (362 games)	15, at JMU (3/15/2014 - G1 - L, 15-16) 17, at JMU (3/15/2014 - G2 - W, 17-8) 14, at JMU (3/16/2014 - W, 14-8 - 10 inn.)
10+ Runs in 4+ Straight Games (3,446 games)	16, at Virginia (4/7/1902 - W, 16-10) 10, at Navy (4/9/1902 - W, 10-6) 11, vs. Rochester (4/12/1902 - W, 11-1) 12, vs. Niagara (4/19/1902 - W, 12-4) 10, vs. Columbia (4/26/1902 - W, 10-7)
15+ Runs in Consecutive Games (363 games)	15, at JMU (3/15/2014 - G1 - L, 15-16) 17, at JMU (3/15/2014 - G2 - W, 17-8)
20+ Runs in Consecutive Games (2,125 games)	27, vs. Syracuse (5/11/1886 - W, 27-0 - 7 inn.) 24, vs. Union (5/14/1886 - W, 24-4)

A CORNELL TEAM RECORDED...

15+ Hits in a Game (12 games)	17, at Yale (3/22/2025 - G1 - W, 13-12 - 10 inn.)
20+ Hits in a Game (14 games)	20, at Towson (3/15/2025 - G2 - W, 18-7 - 8 inn.)
25+ Hits in a Game (235 games)	28, at Towson (4/5/2017 - W, 27-14)
5+ Doubles in a Game (79 games)	6, at Columbia (4/2/2023 - G2 - W, 13-8)
6+ Doubles in a Game (79 games)	6, at Columbia (4/2/2023 - G2 - W, 13-8)
7+ Doubles in a Game (249 games)	7, at George Mason (3/12/2017 - W, 9-3)
8+ Doubles in a Game (364 games)	9, at James Madison (3/15/2014 - G1 - L, 15-16)
9+ Doubles in a Game (364 games)	9, at James Madison (3/15/2014 - G1 - L, 15-16)
2+ Triples in a Game (106 games)	3, vs. Dartmouth (4/23/2022 - G1 - W, 12-7)
3+ Triples in a Game (106 games)	3, vs. Dartmouth (4/23/2022 - G1 - W, 12-7)
4+ Triples in a Game (935 games)	4, at Bucknell (3/4/2000 - G2 - W, 8-6)
3+ Home Runs in a Game (13 games)	3, at Towson (3/16/2025 - W, 8-5)
4+ Home Runs in a Game (14 games)	4, at Towson (3/15/2025 - G2 - W, 18-7 - 8 inn.)
5+ Home Runs in a Game (46 games)	7, vs. Dartmouth (3/30/2024 - G2 - W, 17-2)
6+ Home Runs in a Game (46 games)	7, vs. Dartmouth (3/30/2024 - G2 - W, 17-2)
7+ Home Runs in a Game (46 games)	7, vs. Dartmouth (3/30/2024 - G2 - W, 17-2)
Leadoff Home Run (154 games)	Adam Saks, at Harvard (4/13/2019 - G2 - L, 1-7)
Back-to-Back Home Runs (46 games)	vs. Dartmouth (3/30/2024 - G2 - W, 17-2) Mark Quatrani (grand slam) & Matt Barnhorst (solo) - B5, Matt Barnhorst (solo) & Kevin Hager (solo) - B5, & Jakobi Davis (solo) & John Quinlan (solo) - B7,
Back-to-Back-to-Back HRs (46 games)	vs. Dartmouth (3/30/2024 - G2 - W, 17-2) Mark Quatrani (grand slam), Matt Barnhorst (solo), Kevin Hager (solo)
Two Grand Slams in a Game (40 games)	at Penn (4/13/2024 - G2 - W, 18-11) Caden Wildman - T7 & T8
Drew 10+ Walks in a Game (0 games)	11, at Binghamton (4/15/2025 - L, 5-8)
Drew 15+ Walks in a Game (1,058 games)	16, at Bucknell (5/1/1996 - G1 - W, 18-3)
Zero Strikeouts in a Game (462 games)	vs. Brown (4/3/2011 - G1 - L, 2-5)
Hit by 3+ Pitches in a Game (5 games)	4, at Columbia (4/4/2025 - G2 - W, 7-3)
Hit by 4+ Pitches in a Game (5 games)	4, at Columbia (4/4/2025 - G2 - W, 7-3)
Hit by 5+ Pitches in a Game (350 games)	5, at Yale (4/5/2014 - G2 - W, 6-4)
Hit by 6+ Pitches in a Game (669 games)	7, at Penn (4/15/2006 - G2 - W, 23-10)
Hit by 7+ Pitches in a Game (669 games)	7, at Penn (4/15/2006 - G2 - W, 23-10)
4+ Stolen Bases in a Game (8 games)	5, vs. Brown (3/29/2025 - G1 - W, 9-6)
5+ Stolen Bases in a Game (8 games)	5, vs. Brown (3/29/2025 - G1 - W, 9-6)
6+ Stolen Bases in a Game (128 games)	7, at Coppin State (3/5/2022 - G2 - W, 14-5)
7+ Stolen Bases in a Game (128 games)	7, at Coppin State (3/5/2022 - G2 - W, 14-5)
8+ Stolen Bases in a Game (365 games)	9, at George Washington (3/9/2014 - G2 - W, 8-1)
9+ Stolen Bases in a Game (365 games)	9, at George Washington (3/9/2014 - G2 - W, 8-1)
10+ Stolen Bases in a Game (2,451 games)	10, vs. Sampson AFB (6/2/1952 - W, 8-3)

A CORNELL PITCHING STAFF...

Threw No-Hitter (440 games)	Connor Kaufmann, vs. Dartmouth (4/1/2012 - W, 2-0)
Threw Combined No-Hitter (1,358 games)	Kerry Brooks (3 inn.), Rob Wilson (3 inn.), & Doug Petillo (1 inn.), vs. Rochester (4/5/1989 - G1 - W, 2-1)
Threw Perfect Game (1,889 games)	Gary Gronowski, vs. Oneonta (5/11/1976 - W, 1-0)
Held Opponent to One Hit (153 games)	at Harvard (4/14/2019 - W, 2-0)
Held Opponent to One Hit at Home (68 games)	vs. Princeton (4/30/2017 - W, 13-1)
Held Opponent to One Hit on Road (106 games)	at Harvard (4/14/2019 - W, 2-0)
Shutout Opponent (99 games)	at Brown (5/7/22 - G2 - W, 3-0)
Shutout in Ivy League Game (36 games)	at Brown (5/7/22 - G2 - W, 3-0)
Posted Consecutive Shutouts (1,464 games)	vs. Oneonta (5/2/1986 - G1 - W, 4-0 - 7 inn.) vs. Oneonta (5/2/1986 - G2 - W, 5-0 - 7 inn.)
Struck out 10+ Batters (19 games)	10, at UMBC (3/1/2025 - G2 - W, 16-13 - 7 inn.)
Struck out 11+ Batters (20 games)	11, at UMBC (3/1/2025 - G1 - W, 8-7 - 10 inn.)
Struck out 12+ Batters (38 games)	12, at Binghamton (4/16/2024 - W, 9-7)
Struck out 13+ Batters (49 games)	13, at Princeton (3/22/2024 - G2 - L, 3-4)
Struck out 14+ Batters (137 games)	14, vs. Niagara (2/29/2020 - G2 - L, 6-8)
Struck out 15+ Batters (201 games)	15, vs. Canisius (4/4/2018 - W, 6-5)
Struck out 16+ Batters (542 games)	18, at Princeton (4/29/2009 - W, 9-0)
Struck out 17+ Batters (542 games)	18, at Princeton (4/29/2009 - W, 9-0)
Struck out 18+ Batters (542 games)	18, at Princeton (4/29/2009 - W, 9-0)

A CORNELL PITCHING STAFF ALLOWED...

10+ Runs in a Game (1 game)	16, vs. Penn (4/14/2025 - L, 1-16)
15+ Runs in a Game (1 game)	16, vs. Penn (4/14/2025 - L, 1-16)
20+ Runs in a Game (54 games)	20, at Georgetown (3/10/2024 - G2 - L, 0-20)
25+ Runs in a Game (767 games)	31, at UC Santa Barbara (3/25/2004 - L, 3-31)
30+ Runs in a Game (767 games)	31, at UC Santa Barbara (3/25/2004 - L, 3-31)
5+ Runs in an Inning (1 game)	7, vs. Penn (4/14/2025 - T2 - L, 1-16)
6+ Runs in an Inning (1 game)	7, vs. Penn (4/14/2025 - T2 - L, 1-16)
7+ Runs in an Inning (1 game)	7, vs. Penn (4/14/2025 - T2 - L, 1-16)
8+ Runs in an Inning (21 games)	9, at #17 Duke (2/23/2025 - B5 - L, 1-18)
9+ Runs in an Inning (21 games)	9, at #17 Duke (2/23/2025 - B5 - L, 1-18)
10+ Runs in an Inning (55 games)	16, at Georgetown (3/10/2024 - G1 - B2 - L, 6-24)
15+ Runs in an Inning (55 games)	16, at Georgetown (3/10/2024 - G1 - B2 - L, 6-24)

A CORNELL TEAM DEFENSIVELY...

Committed 4+ Errors (77 games)	4, vs. Brown (4/8/2023 - L 8-12)
Committed 5+ Errors (107 games)	6, vs. Binghamton (4/20/2022 - W, 10-9 - 10 inn.)
Committed 6+ Errors (107 games)	6, vs. Binghamton (4/20/2022 - W, 10-9 - 10 inn.)
Committed 7+ Errors (1,031 games)	7, at Le Moyne (4/15/1997 - L, 8-14)
Committed 8+ Errors (1,091 games)	8, at Pacific (3/20/1996 - L, 7-18)
Committed 9+ Errors (1,231 games)	10, vs. Le Moyne (4/8/1992 - G1 - L, 3-19)
Committed 10+ Errors (1,231 games)	10, vs. Le Moyne (4/8/1992 - G1 - L, 3-19)
Turned 3+ Double Plays (1 game)	3, vs. Penn (4/14/2025 - L, 1-16)
Turned 4+ Double Plays (467 games)	4, vs. Penn (4/24/2011 - G2 - L, 2-10)
No Errors in 3+ Straight Games (21 games)	4 games (5/20/2024 - 2/23/25)
No Errors in 4+ Straight Games (21 games)	4 games (5/20/2024 - 2/23/25)

A CORNELL TEAM...

Played to a Tie (197 games)	vs. Binghamton (4/10/2018 - T, 9-9 - 9.5 inn. - darkness)
Won in Extra Innings (12 games)	at Yale (3/22/2025 - G1 - W, 13-12 - 10 inn.)
Lost in Extra Innings (29 games)	at Brown (5/4/2024 - G2 - L, 12-13 - 10 inn.)
Consecutive Extra-Inning Games (209 games)	at Fordham (3/17/2018 - L, 3-4 - 10 inn.; W, 4-3 - 10 inn.)
Played 11-Plus Innings (172 games)	at Navy (3/9/2019 - G2 - W, 3-2 - 11 inn.)
Played 12-Plus Innings (326 games)	vs. LIU Brooklyn (3/13/2015 - L, 4-5 - 12 inn.)
Played 13-Plus Innings (334 games)	at Princeton (4/27/2014 - G2 - W, 4-2 - 14 inn.)
Played 14-Plus Innings (334 games)	at Princeton (4/27/2014 - G2 - W, 4-2 - 14 inn.)
Played a Top-25 Team (21 games)	at #17 Duke (2/23/2025 - L, 1-18)
Defeated a Top-25 Team (23 games)	at #17 Duke (2/22/2025 - W, 11-8)
Swept Doubleheader (3 DHs)	vs. Brown (3/29/2025 - W, 9-6; W, 13-10 - 7 inn.)
Swept 3-Game Series (11 series)	vs. Dartmouth (3/30/2024 - 3/31/2024)
Swept 3-Game Ivy Series (9 series)	vs. Dartmouth (3/30/2024 - 3/31/2024)
Swept 4-Game Series (25 series)	at Maryland Eastern Shore (3/2/2012 - 3/4/2012)
Swept in Doubleheader (0 DHs)	vs. Penn (4/13/2025 - L, 3-4; L, 4-9)
Swept in 3-Game Series (0 series)	vs. Penn (4/13/2025 - 4/14/2025)
Swept in 3-Game Ivy Series (0 series)	vs. Penn (4/13/2025 - 4/14/2025)
Swept in 4-Game Series (9 series)	at Columbia (4/18/2015 - 4/19/2015)

Shaded row denotes occurred during 2025 season

A CORNELL INDIVIDUAL...

Scored 4+ Runs in a Game (19 games)	4, Caden Wildman, at UMBC (3/1/2025 - G2 - W, 16-13 - 7 inn.)
Scored 5+ Runs in a Game (235 games)	5, Will Simoneit, at Towson (4/5/2017 - W, 24-17)
Recorded 4+ Hits in a Game (14 games)	4, Ryan Porter, at Towson (3/15/2025 - G2 - W, 18-7 - 8 inn.)
Recorded 5+ Hits in a Game (159 games)	5, Will Simoneit, at Army (4/3/2019 - W, 4-1)
Recorded 6+ Hits in a Game (235 games)	6, Trey Baur, at Towson (3/15/2025 - W, 24-17)
Recorded 2+ Doubles in a Game (3 games)	2, Kevin Hager, vs. Penn (4/13/2025 - G1 - L, 3-4)
Recorded 3+ Doubles in a Game (117 games)	3, Max Jensen, vs. Yale (4/2/2022 - G2 - W, 12-9)
Recorded 2+ Triples in a Game (106 games)	2, Sam Kaplan, vs. Dartmouth (4/23/2022 - G1 - W, 12-7)
Recorded 3+ Triples in a Game (1,766 games)	3, Steve Caputi, vs. SUNY Cortland (4/30/1979 - W, 15-11)
Hit 2+ Home Runs in a Game (14 games)	2, Ryan Porter, at Towson (3/15/2025 - G2 - W, 18-7 - 8 inn.)
Hit 3+ Home Runs in a Game (256 games)	3, Dale Wickham, vs. Princeton (4/30/2016 - G1 - W, 4-3)
Hit a Grand Slam in a Game (14 games)	Ryan Porter, at Towson (3/15/2025 - G2 - W, 18-7 - 8 inn.)
Hit 2+ Grand Slams in a Game (40 games)	Caden Wildman, at Penn (4/13/2024 - G2 - W, 18-11)
Recorded 5+ RBI in a Game (8 games)	5, Mark Quatrani, vs. Brown (3/29/2025 - G1 - W, 9-6)
Recorded 6+ RBI in a Game (14 games)	8, Ryan Porter, at Towson (3/15/2025 - G2 - W, 18-7 - 8 inn.)
Recorded 7+ RBI in a Game (14 games)	8, Ryan Porter, at Towson (3/15/2025 - G2 - W, 18-7 - 8 inn.)
Recorded 8+ RBI in a Game (14 games)	8, Ryan Porter, at Towson (3/15/2025 - G2 - W, 18-7 - 8 inn.)
Drew 3+ Walks in a Game (0 games)	3, Owen Carlson, at Binghamton (4/15/2025 - L, 5-8)
Drew 4+ Walks in a Game (178 games)	4, Justin Taylor, at Baylor (2/23/2019 - L, 3-10)
Drew 5+ Walks in a Game (1,785 games)	5, Steve Caputi, at Hawai'i-Hilo (3/21/1979 - W, 9-8)
Stole 2+ Bases in a Game (8 games)	2, Jakobi Davis & John Quinlan, vs. Brown (3/29/2025 - W, 9-6)
Stole 3+ Bases in a Game (69 games)	3, Ryan Porter, vs. Princeton (4/22/2023 - G1 - L, 5-8)
Stole 4+ Bases in a Game (365 games)	6, Tom D'Alessandro, at George Washington (3/9/2014 - G2 - W, 8-1)
Stole 5+ Bases in a Game (365 games)	6, Tom D'Alessandro, at George Washington (3/9/2014 - G2 - W, 8-1)
Stole 6+ Bases in a Game (365 games)	6, Tom D'Alessandro, at George Washington (3/9/2014 - G2 - W, 8-1)
Hit by 2+ Pitches in a Game (14 games)	2, Mark Quatrani, at Towson (3/15/2025 - G2 - W, 18-7 - 8 inn.)
Hit by 3+ Pitches in a Game (595 games)	3, Mickey Brodsky, vs. Harvard (4/8/2008 - G2 - L, 1-2)
Recorded Walk-Off Win (37 games)	John Quinlan (two-run double), vs. Yale (4/20/2024 - W, 10-9 - 10 inn.)
Recorded Walk-Off Home Run (146 games)	Will Simoneit (3-run), vs. Penn (4/28/2019 - W, 8-7)
Lost Game on Walk-Off (4 games)	Sam Miller (grand slam), at Columbia (4/5/2025 - L, 9-13)
Lost Game on Walk-Off Home Run (4 games)	Sam Miller (grand slam), at Columbia (4/5/2025 - L, 9-13)
Recorded 10-Game Hit Streak	10 games, John Quinlan (2025)
Recorded 15-Game Hit Streak	20 games, Max Jensen (2024-25)
Recorded 20-Game Hit Streak	20 games, Max Jensen (2024-25)
Recorded 15-Game On-Base Streak	32 games, John Quinlan (2024-25) - active 24 games, Jakobi Davis (2024-25)
Recorded 20-Game On-Base Streak	32 games, John Quinlan (2024-25) - active 24 games, Jakobi Davis (2024-25)
Recorded 30-Game On-Base Streak	32 games, John Quinlan (2024-25) - active
Recorded 40-Game On-Base Streak	42 games, Nathan Waugh (2023-24)

A CORNELL PITCHER...

Threw 7-Inning No-Hitter (440 games)	Connor Kaufmann, vs. Dartmouth (4/1/2012 - W, 2-0)
Threw 9-Inning No-Hitter (2,174 games)	Larry Rafalski, vs. Hartwick (4/25/1968 - W, 7-0)
Threw Perfect Game (1,889 games)	Gary Gronowski, vs. Oneonta (5/11/1976 - W, 1-0) - 7-inning game
Threw 7-Inning Complete Game (225 games)	Tim Willittes, vs. Penn (4/22/2017 - G1 - L, 0-5)
Threw 7-Inning Complete Game Shutout (296 games)	Brian McAfee, vs. Princeton (4/26/2015 - G1 - W, 10-0)
Threw 9-Inning Complete Game (99 games)	Luke Yacinich, at Brown (5/7/2022 - G1 - W, 3-0) - 111 pitches
Threw 9-Inning Complete Game Shutout (99 games)	Luke Yacinich, at Brown (5/7/2022 - G1 - W, 3-0) - 111 pitches
Pitched 3+ Scoreless Innings of Relief (36 games)	Ryan Porter (3.0 IP), vs. Yale (4/20/2024 - G2 - W, 8-2) - 47 pitches
Pitched 3+ Hitless Innings of Relief (11 games)	Sam Keene (3.0 IP), at Yale (3/22/2025 - W, 7-4) - 52 pitches
Pitched 4+ Scoreless Innings of Relief (44 games)	Huxley Holcombe (5.0 IP), vs. Harvard (4/6/2024 - W, 6-5) - 64 pitches
Pitched 5+ Scoreless Innings of Relief (44 games)	Huxley Holcombe (5.0 IP), vs. Harvard (4/6/2024 - W, 6-5) - 64 pitches
Struck out 10+ Batters (253 games)	10, Justin Lewis, at Navy (3/4/2017 - G2 - L, 7-8)
Struck out 11+ Batters (284 games)	13, Tim Willittes, at Bucknell (3/19/2016 - G2 - W, 5-2)
Struck out 12+ Batters (284 games)	13, Tim Willittes, at Bucknell (3/19/2016 - G2 - W, 5-2)
Struck out 13+ Batters (284 games)	13, Tim Willittes, at Bucknell (3/19/2016 - G2 - W, 5-2)
Struck out 14+ Batters (788 games)	15, Chris Schutt, at Columbia (4/19/2003 - G2 - W, 7-1)
Struck out 15+ Batters (788 games)	15, Chris Schutt, at Columbia (4/19/2003 - G2 - W, 7-1)

Shaded row denotes occurred during 2025 season

PLAYER PERFORMANCES

MULTI-HIT GAMES	2025	REC	CAREER	REC
Barela	—	0-0	—	0-0
Beaulieu	—	0-0	—	0-0
Carlson	4	1-3	7	3-4
Davis	5	4-1	19	10-9
Dillon	—	0-0	—	0-0
Hager	8	4-4	13	7-6
Jaun	3	2-1	3	2-1
Jensen	5	4-1	41	18-23
L. Johnson	1	1-0	5	3-2
Marko	—	0-0	—	0-0
Musser	4	2-2	7	4-3
Porter	7	5-2	19	11-8
Quatrani	10	6-4	22	12-10
Quinlan	5	4-1	32	20-12
Shin	—	0-0	—	0-0
Swidorski	1	0-1	8	1-7
Urofsky	—	0-0	—	0-0
Walters	—	0-0	—	0-0
Wildman	7	5-2	15	10-5
MULTI-RBI GAMES	2025	REC	CAREER	REC
Barela	—	0-0	—	0-0
Beaulieu	—	0-0	—	0-0
Carlson	—	0-0	—	0-0
Davis	3	2-1	12	7-5
Dillon	—	0-0	—	0-0
Hager	4	3-1	7	5-2
Jaun	2	1-1	2	1-1
Jensen	4	4-0	25	18-7
L. Johnson	1	1-0	3	3-0
Marko	—	0-0	—	0-0
Musser	2	1-1	5	2-3
Porter	4	2-2	13	6-7
Quatrani	5	3-2	16	11-5
Quinlan	8	7-1	15	13-2
Shin	—	0-0	—	0-0
Swidorski	2	1-1	5	2-3
Urofsky	—	0-0	—	0-0
Walters	—	0-0	—	0-0
Wildman	4	3-1	9	7-2
QUALITY STARTS	2025	REC	CAREER	REC
Biben	—	0-0	—	0-0
Ellison	—	0-0	—	0-0
Foster	—	0-0	—	0-0
Gerfen	—	0-0	—	0-0
Hamill	—	0-0	5	4-1
Hegarty	—	0-0	—	0-0
Holcombe	2	2-0	2	2-0
Jaun	—	0-0	—	0-0
Jennewein	—	0-0	—	0-0
B. Johnson	—	0-0	—	0-0
Keene	—	0-0	—	0-0
Keller	—	0-0	5	3-2
Magill	—	0-0	—	0-0
Mayfield	4	1-3	4	1-3
McHugh	—	0-0	—	0-0
Porter	—	0-0	—	0-0
Ramos	—	0-0	—	0-0
Shea	—	0-0	—	0-0
Siwinski	—	0-0	—	0-0
Van Sice	—	0-0	—	0-0

2025 CORNELL OVERALL STATISTICS

Overall10-14

Home2-4

Away8-8

Neutral0-2

Ivy League5-7

BATTING STATISTICS

#	PLAYER	AVG	GP	GS	AB	R	H	2B	3B	HR	RBI	TB	SLG%	BB	HBP	SO	GDP	OB%	SF	SH	SB	ATT
12	Ryan Porter	.343	21	15	67	12	23	7	0	6	19	48	.716	2	2	19	1	.380	0	0	2	3
19	Mark Quatrani	.340	24	24	94	21	32	7	0	4	18	51	.543	10	10	18	2	.448	2	0	1	1
20	Kevin Hager	.314	24	24	86	22	27	7	0	2	16	40	.465	14	8	13	2	.441	3	0	1	1
4	Caden Wildman	.287	23	23	87	19	25	5	0	2	15	36	.414	15	0	18	2	.388	1	3	7	7
30	William Jaun	.275	18	10	40	6	11	3	0	0	7	14	.350	3	1	6	1	.341	0	0	0	0
15	Owen Carlson	.250	22	22	76	12	19	2	1	0	9	23	.303	13	2	17	1	.362	3	1	0	1
1	John Quinlan	.237	24	24	97	21	23	6	1	2	19	37	.381	23	3	23	3	.395	1	1	8	9
22	Jakobi Davis	.226	24	24	84	14	19	2	1	2	12	29	.345	21	1	32	0	.387	0	0	7	8
18	TJ Swidorski	.316	12	4	19	5	6	3	0	1	5	12	.632	3	0	3	1	.409	0	0	0	0
2	Mason Barela	.286	6	1	7	0	2	0	0	0	0	2	.286	1	1	4	0	.444	0	0	0	0
7	Max Jensen	.284	17	17	67	18	19	3	1	5	15	39	.582	14	4	12	2	.430	1	0	4	6
6	Kyle Musser	.233	15	15	60	9	14	2	0	2	9	22	.367	7	3	16	2	.343	0	0	1	1
8	Luke Johnson	.164	15	13	55	7	9	1	0	2	6	16	.291	3	1	12	0	.220	0	0	2	3
31	Ryan Dillon	.000	2	1	3	0	0	0	0	0	0	0	.000	0	0	2	0	.000	0	0	0	0
23	Jayden Shin	.000	1	0	1	0	0	0	0	0	0	0	.000	0	0	1	0	.000	0	0	0	0
TOTALS		.272	24		843	166	229	48	4	28	150	369	.438	129	36	196	17	.387	11	5	33	40
OPPONENTS		.270	24		778	215	210	35	7	34	194	361	.464	179	45	151	16	.428	12	15	35	48

PITCHING STATISTICS

#	PLAYER	ERA	W	L	APP	GS	CG	SHO	SV	IP	H	R	ER	BB	SO	2B	3B	HR	AB	AVG	WP	HBP	BK	SFA	SHA
32	Carson Mayfield	3.92	1	1	8	8	0	0/0	0	43.2	30	24	19	17	38	3	1	7	154	.195	6	12	0	2	1
37	Huxley Holcombe	8.34	3	1	8	6	0	0/0	0	41.0	45	41	38	24	28	8	1	4	155	.290	3	6	1	2	5
42	Josh Shea	3.72	1	0	10	0	0	0/0	0	9.2	9	4	4	3	8	1	1	1	37	.243	0	0	0	0	0
29	Will Siwinski	5.40	0	0	2	0	0	0/0	0	1.2	2	1	1	1	0	0	0	1	7	.286	1	0	0	0	0
17	Gus Magill	6.00	0	1	3	0	0	0/0	0	3.0	2	2	2	5	3	2	0	0	11	.182	0	0	1	0	0
36	Nathaniel Jennewein	6.55	1	0	7	0	0	0/0	0	11.0	11	9	8	12	7	3	0	2	41	.268	2	1	0	1	0
34	Ethan Van Sice	7.71	0	0	4	0	0	0/0	0	4.2	8	5	4	2	1	4	0	0	21	.381	1	0	0	1	0
12	Ryan Porter	7.84	2	0	8	0	0	0/0	0	10.1	12	10	9	11	7	1	1	3	41	.293	0	3	0	0	1
43	Ethan McHugh	9.00	0	0	1	0	0	0/0	0	2.0	2	2	2	3	2	1	0	0	7	.286	1	0	0	0	1
26	John Hegarty	9.35	0	2	12	0	0	0/0	1	17.1	25	18	18	10	15	5	1	2	72	.347	3	4	0	2	1
30	William Jaun	9.64	0	2	8	1	0	0/0	2	9.1	7	10	10	14	10	0	0	1	36	.194	1	0	0	0	0
3	Chris Ellison	10.89	0	4	8	4	0	0/0	1	19.0	20	27	23	24	8	2	0	4	72	.278	2	4	1	0	2
44	Sam Keene	12.42	1	1	8	3	0	0/0	1	16.2	18	23	23	18	12	2	2	2	63	.286	5	4	0	1	2
18	TJ Swidorski	13.50	0	0	4	0	0	0/0	0	2.0	1	3	3	3	0	0	0	0	8	.125	3	2	0	0	0
21	John Gerfen	18.00	0	1	2	0	0	0/0	0	1.0	1	2	2	1	0	0	0	1	4	.250	0	0	0	0	0
16	Noah Keller	19.38	1	1	10	2	0	0/0	0	13.0	15	29	28	30	11	3	0	4	46	.326	6	7	0	3	2
28	Max Foster	27.00	0	0	1	0	0	0/0	0	0.1	1	1	1	0	1	0	0	1	2	.500	0	0	0	0	0
40	Tavian Ramos	∞	0	0	1	0	0	0/0	0	0.0	1	4	4	1	0	0	0	1	1	1.000	1	2	0	0	0
TOTALS		8.71	10	14	24	0	0	5	205.2	210	215	199	179	151	35	7	34	778	.270	35	45	3	12	15	
OPPONENTS		6.03	14	10	24	0	0	3	212.0	229	166	142	129	196	48	4	28	843	.272	28	36	4	11	5	

2025 CORNELL IVY LEAGUE STATISTICS

Overall10-14

Home2-4

Away8-8

Neutral0-2

Ivy League5-7

BATTING STATISTICS

#	PLAYER	AVG	GP	GS	AB	R	H	2B	3B	HR	RBI	TB	SLG%	BB	HBP	SO	GDP	OB%	SF	SH	SB	ATT
19	Mark Quatrani	.340	12	12	47	8	16	4	0	1	10	23	.489	3	5	7	1	.421	2	0	1	1
4	Caden Wildman	.326	12	12	46	8	15	3	0	1	10	21	.457	7	0	4	2	.407	1	1	5	5
1	John Quinlan	.302	12	12	43	13	13	4	0	0	8	17	.395	13	2	11	1	.475	1	0	5	5
12	Ryan Porter	.283	11	11	46	7	13	5	0	3	8	27	.587	0	2	16	1	.313	0	0	2	3
30	William Jaun	.275	12	9	40	6	11	3	0	0	7	14	.350	3	1	6	1	.341	0	0	0	0
15	Owen Carlson	.256	11	11	39	6	10	2	1	0	4	14	.359	6	1	6	1	.362	1	1	0	0
20	Kevin Hager	.239	12	12	46	9	11	4	0	0	5	15	.326	6	3	7	2	.351	2	0	1	1
22	Jakobi Davis	.171	12	12	41	5	7	1	0	0	5	8	.195	10	0	16	0	.333	0	0	6	7
6	Kyle Musser	.400	3	3	10	2	4	0	0	1	1	7	.700	0	0	4	0	.400	0	0	0	0
7	Max Jensen	.190	6	6	21	7	4	2	0	1	6	9	.429	6	3	5	1	.433	0	0	1	2
8	Luke Johnson	.150	6	5	20	2	3	0	0	1	1	6	.300	1	0	6	0	.190	0	0	1	1
18	TJ Swidorski	.125	5	2	8	1	1	1	0	0	0	2	.250	1	0	2	0	.222	0	0	0	0
31	Ryan Dillon	.000	1	1	2	0	0	0	0	0	0	0	.000	0	0	1	0	.000	0	0	0	0
23	Jayden Shin	.000	1	0	1	0	0	0	0	0	0	0	.000	0	0	1	0	.000	0	0	0	0
2	Mason Barela	.000	2	0	0	0	0	0	0	0	0	0	.000	0	1	0	0	1.000	0	0	0	0
TOTALS		.263	12		410	74	108	29	1	8	65	163	.398	56	18	92	10	.371	7	2	22	25
OPPONENTS		.261	12		391	101	102	18	4	13	90	167	.427	83	23	72	10	.414	6	9	19	25

PITCHING STATISTICS

#	PLAYER	ERA	W	L	APP	GS	CG	SHO	SV	IP	H	R	ER	BB	SO	2B	3B	HR	AB	AVG	WP	HBP	BK	SFA	SHA
32	Carson Mayfield	5.09	0	1	4	4	0	0/0	0	23.0	18	15	13	11	23	3	1	2	82	.220	6	8	0	2	0
37	Huxley Holcombe	6.20	3	1	4	4	0	0/0	0	24.2	20	18	17	14	18	4	1	0	86	.233	3	3	1	2	4
44	Sam Keene	10.38	0	1	4	3	0	0/0	1	13.0	16	15	15	9	8	2	1	2	51	.314	4	4	0	0	2
29	Will Siwinski	0.00	0	0	1	0	0	0/0	0	0.1	0	0	0	0	0	0	0	0	1	.000	0	0	0	0	0
30	William Jaun	0.00	0	0	2	0	0	0/0	1	2.0	2	0	0	1	2	0	0	0	9	.222	1	0	0	0	0
42	Josh Shea	2.57	1	0	6	0	0	0/0	0	7.0	5	2	2	2	3	1	0	1	25	.200	0	0	0	0	0
17	Gus Magill	6.00	0	1	3	0	0	0/0	0	3.0	2	2	2	5	3	2	0	0	11	.182	0	0	1	0	0
34	Ethan Van Sice	7.71	0	0	4	0	0	0/0	0	4.2	8	5	4	2	1	4	0	0	21	.381	1	0	0	1	0
26	John Hegarty	8.68	0	1	6	0	0	0/0	0	9.1	12	9	9	4	5	0	1	1	38	.316	1	1	0	0	1
12	Ryan Porter	9.82	1	0	3	0	0	0/0	0	3.2	3	4	4	6	1	0	0	2	14	.214	0	1	0	0	0
18	TJ Swidorski	13.50	0	0	2	0	0	0/0	0	0.2	1	1	1	1	0	0	0	0	3	.333	2	1	0	0	0
3	Chris Ellison	14.09	0	2	5	1	0	0/0	1	7.2	8	15	12	12	3	0	0	3	30	.267	0	1	0	0	0
16	Noah Keller	15.19	0	0	5	0	0	0/0	0	5.1	5	10	9	13	5	1	0	1	17	.294	2	2	0	1	2
36	Nathaniel Jennewein	27.00	0	0	1	0	0	0/0	0	0.1	1	1	1	2	0	1	0	0	2	.500	0	0	0	0	0
40	Tavian Ramos	∞	0	0	1	0	0	0/0	0	0.0	1	4	4	1	0	0	0	1	1	1.000	1	2	0	0	0
TOTALS		8.00	5	7	12	0	0	3	104.2	102	101	93	83	72	18	4	13	391	.261	21	23	2	6	9	
OPPONENTS		5.60	7	5	12	0	0	1	106.0	108	74	66	56	92	29	1	8	410	.263	15	18	0	7	2	

GAME-BY-GAME INFORMATION

DATE	OPPONENT	SCORE/	CORNELL				OPPONENT											TIME ATT.
		TIME (ET)	R	H	E	LOB	R	H	E	LOB	REC	IVY	POS	GB	WIN	LOSS	SAVE	
2/21	at Duke	W, 11-8	11	11	0	9	8	6	3	4	1-0	—	—	—	Mayfield (1-0)	Johnson (0-2)	—	3:04 334
2/22	at Duke	L, 2-16	2	6	0	9	16	13	0	12	1-1	—	—	—	Higgins (1-0)	Keller (0-1)	—	3:17 443
2/23	at Duke	L, 1-18	1	8	0	11	18	12	1	3	1-2	—	—	—	Nard (1-0)	Ellison (0-1)	—	3:01 431
3/1	at UMBC	W, 8-7 (10)	8	9	1	11	7	10	5	8	2-2	—	—	—	Porter (1-0)	Kelly (0-1)	—	3:06 247
3/1	at UMBC	W, 16-13 (7)	16	11	1	10	13	6	5	7	3-2	—	—	—	Jennewein (1-0)	Bell (0-1)	Jaun (1)	3:04 279
3/2	at UMBC	GAME CANCELED (NO MAKEUP SCHEDULED)																
3/7	vs. Michigan St.	L, 2-3	2	8	2	11	3	6	1	5	3-3	—	—	—	Horvath (2-1)	Jaun (0-1)	—	2:51 235
3/8	vs. UAB	L, 12-13	12	13	2	9	13	10	2	10	3-4	—	—	—	Ellis (1-0)	Jaun (0-2)	Olson (4)	4:01 207
3/9	at Winthrop	L, 4-10	4	8	2	10	10	11	1	8	3-5	—	—	—	Gilley (2-1)	Ellison (0-2)	—	2:53 895
3/15	at Towson	L, 5-6	5	5	0	6	6	10	1	9	3-6	—	—	—	Nabholz (2-0)	Hegarty (0-1)	—	3:15 150
3/15	at Towson	W, 18-7 (8)	18	20	0	12	7	10	1	8	4-6	—	—	—	Keller (1-1)	Luczak (1-1)	—	3:13 150
3/16	at Towson	W, 8-5	8	14	1	7	5	9	2	13	5-6	—	—	—	Keene (1-0)	DeProspero (1-2)	Hegarty (1)	3:00 83
3/22	at Yale	W, 13-12	13	17	0	15	12	7	2	5	6-6	1-0	T-1st	+1.0	Porter (2-0)	Evans (1-1)	—	3:57 136
3/22	at Yale	W, 7-4	7	10	1	11	4	4	2	8	7-6	2-0	T-1st	+2.0	Holcombe (1-0)	Cohen (1-2)	Keene (1)	3:03 126
3/23	at Yale	L, 3-9	3	6	2	12	9	5	3	6	7-7	2-1	4th	-1.0	Ohman (2-0)	Ellison (0-3)	—	3:00 115
3/25	BINGHAMTON	GAME CANCELED (NO MAKEUP SCHEDULED)																
3/28	BROWN	L, 4-5	4	5	0	7	5	10	1	10	7-8	2-2	4th	-1.5	Dubie (2-1)	Hegarty (0-2)	Keel (1)	2:29 45
3/29	BROWN	W, 9-6	9	5	1	5	6	6	0	8	8-8	3-2	4th	-1.5	Holcombe (2-0)	Trout (0-4)	Ellison (1)	2:55 90
3/29	BROWN	W, 13-10 (7)	13	12	2	9	10	9	2	9	9-8	4-2	T-2nd	-1.0	Shea (1-0)	Kline (1-1)	Jaun (2)	3:45 75
4/4	at Columbia	L, 1-10	1	4	1	4	10	14	2	11	9-9	4-3	T-3rd	-2.0	Sheets (2-2)	Mayfield (1-1)	—	2:29 123
4/4	at Columbia	W, 7-3	7	12	0	9	3	4	0	6	10-9	5-3	T-3rd	-1.0	Holcombe (3-0)	Edwards (2-2)	—	2:40 225
4/5	at Columbia	L, 9-13	9	10	1	6	13	9	1	8	10-10	5-4	4th	-2.0	Sotiropoulos (3-3)	Ellison (0-4)	—	3:36 166
4/8	at Bucknell	GAME CANCELED (NO MAKEUP SCHEDULED)																
4/13	PENN	L, 3-4	3	10	0	11	4	4	0	4	10-11	5-5	4th	-3.0	Coyne (3-1)	Magill (0-1)	—	2:41 183
4/13	PENN	L, 4-9	4	11	1	5	9	13	0	12	10-12	5-6	T-4th	-4.0	Katz (4-2)	Holcombe (3-1)	—	2:53 148
4/14	PENN	L, 1-16	1	6	2	8	16	17	0	10	10-13	5-7	T-5th	-5.0	Tobin (2-1)	Keene (1-1)	—	3:09 114
4/15	at Binghamton	L, 5-8	5	9	0	14	8	5	1	8	10-14	—	—	—	Packard (3-3)	Gerfen (0-1)	Dally (2)	3:04 132
4/19	at Harvard	11:30 a.m.																
4/19	at Harvard	2:30 p.m.																
4/20	at Harvard	12 p.m.																
4/26	at Dartmouth	11:30 a.m.																
4/26	at Dartmouth	2:30 p.m.																
4/27	at Dartmouth	12 p.m.																
4/29	at Binghamton	6:30 p.m.																
5/3	PRINCETON	11:30 a.m.																
5/3	PRINCETON	2:30 p.m.																
5/4	PRINCETON	12 p.m.																

2025 CORNELL BASEBALL TV / PHOTO ROSTER



1

JOHN QUINLAN

OF • S/R • 5-9 • 185 • Sr.
Menlo Park, Calif.



2

MASON BARELA

C/INF • R/R • 5-9 • 195 • Fr.
Jupiter, Fla.



3

CHRIS ELLISON

RHP • R/R • 6-0 • 190 • Sr.
Howell, N.J.



4

CADAN WILDMAN

OF • R/R • 6-3 • 215 • Jr.
Woodbury, Minn.



5

TYLER BEAULIEU

OF • R/R • 6-1 • 175 • Fr.
Berwyn, Pa.



6

KYLE MUSSER

OF • R/R • 5-10 • 182 • Sr.
Lititz, Pa.



7

MAX JENSEN

INF • L/R • 6-3 • 210 • Sr.
Burke, Va.



8

LUKE JOHNSON

INF • R/R • 6-1 • 180 • So.
Coto de Caza, Calif.



9

GRAHAM BIBEN

RHP • R/R • 6-0 • 170 • So.
New York, N.Y.



11

MATTHEW WALTERS

OF • R/R • 5-11 • 195 • Jr.
Granbury, Texas



12

RYAN PORTER

OF/RHP • R/R • 6-0 • 185 • Sr.
Houston, Texas



13

ETHAN HAMILL

RHP • R/R • 6-3 • 200 • Jr.
Chester, Va.



15

OWEN CARLSON

INF • L/R • 5-11 • 180 • So.
Los Angeles, Calif.



16

NOAH KELLER

LHP • L/L • 6-1 • 210 • Jr.
Goodrich, Mich.



17

GUS MAGILL

RHP • R/R • 6-0 • 200 • Fr.
New York, N.Y.



18

TJ SWIDORSKI

INF • R/R • 6-0 • 185 • Jr.
Woodbury, Minn.



19

MARK QUATRANI

C • R/R • 5-11 • 200 • So.
Springfield, Pa.



20

KEVIN HAGER

INF • R/R • 6-0 • 190 • So.
Berkeley Heights, N.J.



21

JOHN GERFEN

LHP • R/L • 6-0 • 195 • Jr.
Brewster, N.Y.



22

JAKOBI DAVIS

OF • L/L • 6-4 • 210 • Sr.
Sarasota, Fla.



23

JAYDEN SHIN

INF • L/R • 6-2 • 205 • Fr.
Pennington, N.J.



25

BECK UROFSKY

INF • R/R • 6-4 • 225 • Jr.
Silver Spring, Md.



26

RYAN HEGARTY

RHP • L/R • 6-5 • 200 • Fr.
Needham, Mass.



28

MAX FOSTER

RHP • R/R • 6-3 • 210 • So.
Bethel, Conn.



29

WILL SIWINSKI

LHP • R/L • 6-3 • 195 • Fr.
San Francisco, Calif.



30

WILLIAM JAUN

1B/LHP • L/L • 6-3 • 225 • Fr.
Loveland, Ohio



31

RYAN DILLON

C • R/R • 6-2 • 185 • Fr.
Marlborough, Mass.



32

CARSON MAYFIELD

RHP • R/R • 6-5 • 225 • Jr.
Annandale, Va.



34

ETHAN VAN SICE

RHP • R/R • 5-9 • 170 • So.
Arlington, Va.



36

NATHANIEL JENNEW EIN

LHP • R/L • 5-11 • 180 • So.
Tampa, Fla.



37

HUXLEY HOLCOMBE

LHP • L/L • 6-6 • 180 • So.
Worcester, Mass.



38

BRAEDON JOHNSON

LHP • L/L • 6-3 • 220 • Fr.
Otego, N.Y.



40

TAVIAN RAMOS

RHP • R/R • 6-2 • 180 • Fr.
Nee nah, Wis.



41

JACKSON MARKO

C • R/R • 5-10 • 175 • Jr.
Syracuse, N.Y.



42

JOSH SHEA

RHP • R/R • 5-11 • 175 • Jr.
Cortlandt Manor, N.Y.



43

ETHAN MCHUGH

RHP • R/R • 5-9 • 165 • Jr.
Annandale, N.J.



44

SAM KEENE

LHP • L/L • 6-4 • 200 • Fr.
Cohasset, Mass.



24

DAN PEPICELLI

Head Coach
10th Season



14

TOM FORD

Associate Head Coach
35th Season at Cornell



27

JOHN TOPPA

Assistant Coach
4th Season



35

ROBBY FARIS

Assistant Coach
1st Season



35

GRACE DeSTEFANO

Athletic Trainer
3rd Season