

CORNELL BIG RED

2025 BASEBALL GAME NOTES

6 IVY LEAGUE REGULAR-SEASON CHAMPIONSHIPS | 7 ALL-AMERICANS | 60 FIRST TEAM ALL-IVY SELECTIONS

2025 SCHEDULE

FEBRUARY (1-2)

21	at #17 Duke (DH) (ACCNX)	W, 11-8
22	at #17 Duke (DH) (ACCNX)	L, 2-16
23	at #17 Duke (ACCNX)	L, 1-18

MARCH (8-6, 4-2 IVY)

1	at UMBC (DH) (AmericaEast.tv)	W, 8-7 (10 inn.)
1	at UMBC (DH) (AmericaEast.tv)	W, 16-13
2	at UMBC (AmericaEast.tv)	Canceled

FIRST PITCH INVITATIONAL (GREENVILLE, S.C.)

7	vs. Michigan State (ESPN+)	L, 2-3
8	vs. UAB (ESPN+)	L, 12-13
9	at Winthrop (ESPN+)	L, 4-10
15	at Towson (DH)	L, 5-6
15	at Towson (DH)	W, 18-7 (8 inn.)
16	at Towson (FloBaseball)	W, 8-5
22	at Yale* (DH) (ESPN+)	W, 13-12 (10 inn.)
22	at Yale* (DH) (ESPN+)	W, 7-4
23	at Yale* (DH) (ESPN+)	L, 3-9
25	BINGHAMTON (ESPN+)	Canceled
28	BROWN* (DH) (ESPN+)	L, 4-5
28	BROWN* (DH) (ESPN+)	W, 9-6
29	BROWN* (ESPN+)	W, 13-10 (7 inn.)

APRIL (1-5, 1-5 IVY)

4	at Columbia* (DH) (ESPN+)	L, 1-10
4	at Columbia* (DH) (ESPN+)	W, 7-3
5	at Columbia* (ESPN+)	L, 9-13
8	at Bucknell (ESPN+)	Canceled
13	PENN* (DH) (ESPN+)	L, 3-4
13	PENN* (DH) (ESPN+)	L, 4-9
14	PENN* (ESPN+)	L, 1-16
15	at Binghamton (ESPN+)	6:30 p.m.
19	at Harvard* (DH) (ESPN+)	11:30 a.m.
19	at Harvard* (DH) (ESPN+)	2:30 p.m.
20	at Harvard* (ESPN+)	12 p.m.
26	at Dartmouth* (DH) (ESPN+)	11:30 a.m.
26	at Dartmouth* (DH) (ESPN+)	2:30 p.m.
27	at Dartmouth* (ESPN+)	12 p.m.
29	at Binghamton (ESPN+)	6:30 p.m.

MAY

3	PRINCETON* (DH) (ESPN+)	11:30 a.m.
3	PRINCETON* (DH) (ESPN+)	2:30 p.m.
4	PRINCETON* (ESPN+)	12 p.m.

All game times Eastern, subject to change

* - Denotes Ivy League contest

Bold Red CAPS denotes home game

CORNELL BIG RED

AT

BINGHAMTON BEARCATS

GAMES NO. 24 | TUESDAY, APRIL 15 | VESTAL, N.Y. | BEARCATS BASEBALL STADIUM | CORNELL LEADS SERIES, 28-19-1

10-13 OVERALL **5-7** IVY LEAGUE **-/-/-** RANKS (D1B/NCBWA/USAT)

Dan Pepicelli 21ST SEASON AS HEAD COACH **111-180-1 (.382)** 10TH SEASON AT CORNELL

14-17 OVERALL **5-7** AMERICA EAST **-/-/-** RANKS (D1B/NCBWA/USAT)

Tim Sinicki 33RD SEASON AS HEAD COACH **712-737-9 (.491)** 33RD SEASON AT BINGHAMTON

GAME INFORMATION

BROADCAST INFO



Play-by-Play: Jason Weinstein

Live Stats: cornellbigred.com

PROBABLE STARTING PITCHERS

LHP
William Jaun
(0-2, 12.27)

LHP
Caden Rothbaum
(0-2, 5.40)

TONIGHT'S FORECAST

☁ 48° ☀ 7:46

Temperature: 56° high | 34° low

Forecast: Cloudy

Winds: W 15-20 mph

FIRST PITCH

► Embarking on its eight-game road trip this evening, the Cornell baseball team (10-13, 5-7 Ivy League) travels south on Interstate 81 for a midweek contest against its Central New York rival Binghamton (14-17, 5-7 America East).

► First pitch for tonight's game between the Big Red and Bearcats is scheduled for 6:30 p.m. Game action will be streamed live on ESPN+.

WEEKEND REWIND

► Cornell was swept in its three-game weekend series against Ivy League-leading Penn (16-12, 10-2 Ivy League) as the Quakers swept Sunday's doubleheader, 4-3 and 9-4, before scoring 16 unanswered runs yesterday to cruise to their 16-1 victory.

► Junior outfielder **CADEN WILDMAN** paced the Big Red offense on the weekend, batting .400 (4-for-10) with a home run, two RBI, and registering a 1.238 OPS (.538 on-base percentage and .700 slugging percentage). Senior two-way player **RYAN PORTER**, senior outfielder **KYLE MUSSER**, and sophomore infielder **LUKE JOHNSON** also joined Wildman in hitting home runs on the weekend.

► Junior right-handed pitcher **CARSON MAYFIELD** excelled on the mound during his start in the first game of Sunday's doubleheader, registering a career-high seven innings pitched while striking out eight Penn hitters, to match his single-game high for strikeouts. Mayfield held the Quakers to just a .167 batting average over his start, allowing three runs on four hits, walking two, and hitting one batter.

► Senior two-way player **WILLIAM JAUN**, junior right-handed pitchers **JOSH SHEA** and **TJ SWIDORSKI**, and freshmen **JOHN HEGARTY** and **WILL SIWINSKI** did not allow any runs in their relief outings.

STAYING STRONG IN THE FIELD

► Coming off its program-record .975 fielding percentage (35 errors in 1,407 fielding chances) last season, Cornell has carried its fielding success into the 2025 campaign, committing just 17 errors in 730 fielding opportunities (.977 fielding percentage).

► The Big Red's fielding percentage ranks 38th in Division I baseball after the conclusion of Monday's contests, leading all Ivy League programs in fielding percentage by six points (Penn — .971). Cornell's 20 errors committed are tied with Rutgers for the fourth-fewest miscues in Division I baseball, and has 10 fewer errors than the second-place holder in the Ancient Eight (Dartmouth and Penn— 30 errors).

► Since last season, Cornell has a cumulative .976 fielding percentage (55 errors in 2,258 fielding chances), which ranks 41st among Division I programs in the span. The Big Red has a seven-point lead over Penn (.969 — 85 errors in 2,704 fielding chances) for the top fielding percentage in the Ivy League during the span.

► Cornell's 55 errors committed since last season trails only Notre Dame (53) for the fewest miscues in Division I baseball, and is one of five programs with under 60 errors (Arkansas — 58; Cal Poly — 59; Northwestern — 59).

NCAA LEADERS

FEWEST ERRORS COMMITTED This Season (as of 4/15/25)

SCHOOL	G	PO	A	E	F%
UTRGV	35	900	313	16	.987
Ball State	37	949	323	17	.987
Arkansas	37	938	289	19	.985
► Cornell	23	593	238	20	.976
Rutgers	36	921	319	20	.984
Cal Poly	34	912	298	21	.983
Charlotte	35	922	275	21	.983
Vanderbilt	36	915	271	21	.983

FEWEST ERRORS IN DIVISION I BASEBALL Since Start of 2024 Season (as of 4/15/25)

SCHOOL	G	PO	A	E	F%
Notre Dame	85	2186	741	53	.982
► Cornell	61	1586	617	55	.976
Arkansas	97	2509	732	58	.982
Northwestern	85	2173	798	59	.981
Cal Poly	91	2460	870	59	.983



MEDIA CONTACT

MARSHALL HAIM

Assistant Director of Athletic Communications

✉ mh2348@cornell.edu

☎ (716) 465-4945 (mobile)

2025 CORNELL BASEBALL ROSTER

#	NAME	POS	B/T	HT	WT	YR	HOMETOWN / HIGH SCHOOL
1	John Quinlan	OF	S/R	5-9	185	Sr.	Menlo Park, Calif. / Menlo-Atherton
2	Mason Barela	C/INF	R/R	5-9	195	Fr.	Jupiter, Fla. / Jupiter
3	Chris Ellison	RHP	R/R	6-0	190	Sr.	Howell, N.J. / Howell
4	Caden Wildman	OF	R/R	6-3	215	Jr.	Woodbury, Minn. / East Ridge
5	Tyler Beaulieu	OF	R/R	6-1	175	Fr.	Berwyn, Pa. / Episcopal Academy
6	Kyle Musser	OF	R/R	5-10	182	Sr.	Lititz, Pa. / Manheim Township
7	Max Jensen	INF	L/R	6-3	210	Sr.	Burke, Va. / Lake Braddock
8	Luke Johnson	INF	R/R	6-1	180	So.	Coto de Caza, Calif. / Santa Margarita Catholic
9	Graham Biben	RHP	R/R	6-0	170	So.	New York, N.Y. / Riverdale Country School
11	Matthew Walters	OF	R/R	5-11	195	Jr.	Granbury, Texas / Granbury
12	Ryan Porter	OF/RHP	R/R	6-0	185	Sr.	Houston, Texas / Paetow
13	Ethan Hamill	RHP	R/R	6-3	200	Jr.	Chester, Va. / Thomas Dale
15	Owen Carlson	INF	L/R	5-11	180	So.	Los Angeles, Calif. / Harvard-Westlake School
16	Noah Keller	LHP	L/L	6-1	210	Jr.	Goodrich, Mich. / Goodrich
17	Gus Magill	RHP	R/R	6-0	200	Fr.	New York, N.Y. / Fordham Preparatory School
18	TJ Swidorski	INF	R/R	6-0	185	Jr.	Woodbury, Minn. / East Ridge
19	Mark Quatrani	C	R/R	5-11	200	So.	Springfield, Pa. / The Haverford School
20	Kevin Hager	INF	R/R	6-0	190	So.	Berkeley Heights, N.J. / Delbarton School
21	John Gerfen	LHP	R/L	6-0	195	Jr.	Brewster, N.Y. / Brewster
22	Jakobi Davis	OF	L/L	6-4	210	Sr.	Sarasota, Fla. / Sarasota Riverview
23	Jayden Shin	INF	L/R	6-2	205	Fr.	Pennington, N.J. / Hopewell Valley
25	Beck Urofsky	INF	R/R	6-4	225	Jr.	Silver Spring, Md. / Bethesda-Chevy Chase
26	John Hegarty	RHP	L/R	6-5	200	Fr.	Needham, Mass. / St. Mark's School
28	Max Foster	RHP	R/R	6-3	210	So.	Bethel, Conn. / Bethel
29	Will Siwinski	LHP	R/L	6-3	195	Fr.	San Francisco, Calif. / St. Ignatius College Prep
30	William Jaun	1B/LHP	L/L	6-3	225	Sr.	Loveland, Ohio / St. Xavier
31	Ryan Dillon	C	R/R	6-2	185	Fr.	Marlborough, Mass. / Marlborough
32	Carson Mayfield	RHP	R/R	6-5	225	Jr.	Annandale, Va. / Bishop O'Connell
34	Ethan Van Sice	RHP	R/R	5-9	170	So.	Arlington, Va. / Gonzaga College [D.C.]
36	Nathaniel Jennewein	LHP	R/L	5-11	180	So.	Tampa, Fla. / T.R. Robinson
37	Huxley Holcombe	LHP	L/L	6-6	180	So.	Worcester, Mass. / Worcester Academy
38	Braeden Johnson	LHP	L/L	6-3	220	Fr.	Otego, N.Y. / Unatego
40	Tavian Ramos	RHP	R/R	6-2	180	Fr.	Neenah, Wis. / Neenah
41	Jackson Marko	C	R/R	5-10	175	Jr.	Syracuse, N.Y. / Christian Brothers Academy
42	Josh Shea	RHP	R/R	5-11	175	Jr.	Cortlandt Manor, N.Y. / Hendrick Hudson
43	Ethan McHugh	RHP	R/R	5-9	165	Jr.	Annandale, N.J. / North Hunterdon
44	Sam Keene	LHP	L/L	6-4	200	Fr.	Cohasset, Mass. / Boston College HS

PITCHERS (16)			
3	Chris Ellison	R/R	Sr.
9	Graham Biben	R/R	So.
13	Ethan Hamill	R/R	Jr.
16	Noah Keller	L/L	Jr.
17	Gus Magill	R/R	Fr.
21	John Gerfen	R/L	Jr.
26	John Hegarty	L/R	Fr.
28	Max Foster	R/R	So.
29	Will Siwinski	R/L	Fr.
32	Carson Mayfield	R/R	Jr.
34	Ethan Van Sice	R/R	So.
36	Nathaniel Jennewein	R/L	So.
37	Huxley Holcombe	L/L	So.
38	Braeden Johnson	L/L	Fr.
40	Tavian Ramos	R/R	Fr.
42	Josh Shea	R/R	Jr.
43	Ethan McHugh	R/R	Jr.
44	Sam Keene	L/L	Fr.

CATCHERS (4)			
2	Mason Barela	R/R	Fr.
19	Mark Quatrani	R/R	So.
31	Ryan Dillon	R/R	Fr.
41	Jackson Marko	R/R	So.

INFELDERS (6)			
7	Max Jensen	L/R	Sr.
8	Luke Johnson	R/R	So.
15	Owen Carlson	L/R	So.
18	TJ Swidorski	R/R	Jr.
20	Kevin Hager	R/R	So.
23	Jayden Shin	L/R	Fr.
25	Beck Urofsky	R/R	Jr.

OUTFIELDERS (5)			
1	John Quinlan	S/R	Sr.
4	Caden Wildman	R/R	Jr.
5	Tyler Beaulieu	OF	Fr.
6	Kyle Musser	R/R	Sr.
11	Matthew Walters	R/R	Jr.
22	Jakobi Davis	L/L	Jr.

UTILITY (2)			
12	Ryan Porter	R/R	Sr.
30	William Jaun	L/L	Jr.

COACHING AND SUPPORT STAFF

Head Coach:	Dan Pepicelli
Associate Head Coach:	Tom Ford
Assistant Coach:	John Toppa
Assistant Coach:	Robby Faris
Athletic Trainer:	Grace DeStefano
Strenght & Conditioning:	Chris Van Alstyne
Equipment Manager:	Graig Lyon

PRUH-NUHN-SEE-AY-SHN GUIDE















2	Mason Barela	buh-RELL-uh
5	Tyler Beaulieu	BOWL-yoo
6	Kyle Musser	MUH-sihr
9	Graham Biben	BYE-bin
17	Gus Magill	muh-GIHL
18	TJ Swidorski	swih-DOOR-skee
19	Mark Quatrani	QU-trah-knee
20	Kevin Hager	HAY-gher
21	John Gerfen	guhr-FIN
25	Beck Urofsky	yuhr-OFF-skee
29	Will Siwinski	sih-WIHN-skee
30	William Jaun	JOHN
34	Ethan Van Sice	van SIYS
36	Nathaniel Jennewein	jehn-IH-wine
37	Huxley Holcombe	hohl-CUMB
40	Tavian Ramos	TAY-vee-ihn
HC	Dan Pepicelli	PEP-ih-sell-ee
AC	John Toppa	TOE-puh
AT	Grace DeStefano	dee-STIH-fah-no

ROSTER BREAKDOWN

BY CLASS

FRESHMAN (10)	SOPHOMORES (9)	JUNIORS (11)	SENIORS (7)
2 Barela	8 L.Johnson	4 Wildman	1 Quinlan
5 Beaulieu	9 Biben	11 Walters	3 Ellison
17 Magill	15 Carlson	13 Hamill	6 Musser
23 Shin	19 Quatrani	16 Keller	7 Jensen
26 Hegarty	20 Hager	18 Swidorski	12 Porter
29 Siwinski	28 Foster	21 Gerfen	22 Davis
31 Dillon	34 Van Sice	25 Urofsky	30 Jaun
38 B.Johnson	36 Jennewein	32 Mayfield	
40 Ramos	37 Holcombe	41 Marko	
44 Keene		42 Shea	
		43 McHugh	

BY STATE

 New York	6	 Florida	3	 Maryland	1
 California	4	 Pennsylvania	3	 Michigan	1
 Massachusetts	4	 Minnesota	2	 Ohio	1
 New Jersey	4	 Texas	2	 Wisconsin	1
 Virginia	4	 Connecticut	1		

CORNELL QUICK FACTS

GENERAL INFORMATION

Location:	Ithaca, N.Y.
Enrollment:	26,284 (16,071 undergraduate)
Founded:	1865
Nickname:	Big Red
School Colors:	Carnelian Red (Pantone 187) and White
Conference:	Ivy League
Interim President:	Michael I. Kotlikoff
Meakam Smith Director of Athletics:	Dr. Nicki Moore
Athletics Website:	CornellBigRed.com
Facebook:	/CornellSports
Instagram:	@CornellSports @cornellbsb
X:	@CornellSports @CornellBaseball

HISTORY

Seasons of Baseball:	154th
First Season:	1869
All-Time Record (Win Pct.):	1772-2024-34 (.467)
Ivy League Regular-Season Titles (last):	6 (2012)
Ivy League Championship Titles (last):	1 (2012)
Ivy League Tournament Appearances (last):	1 (2024)
NCAA Tournament Appearances (last):	2 (2012)
Most Consecutive NCAA Appearances:	N/A
College World Series Appearances (last):	None
National Championships:	None
NCAA Tournament Record:	2-4 (.333)

BOOTH FIELD

Year Opened (Season):	2023 (3rd)
Dimensions:	318' (LF/RF), 390' (CF), 397' (LCF/RCF)
Capacity:	500
All-Time Record:	10-14 (.417)
Under Dan Pepicelli:	10-14 (.417)

COACHING STAFF

Head Coach:	Dan Pepicelli (Cortland '90)
Overall Record:	332-357-3 (.482)
Record at Cornell:	111-180-1 (.382)
Associate Head Coach:	Tom Ford (Ithaca '79)
Assistant Coach:	John Toppa (UConn '19)
Assistant Coach:	Robby Faris (Johns Hopkins '20)

2024 IN REVIEW

Overall Record:	17-21 (.447)
Ivy League Record (Finish):	11-10 (.524) — 3rd
Home Record:	7-5 (.583)
Road Record:	8-14 (.364)
Neutral Record:	2-2 (.500)
Ivy League Tournament:	No. 3 seed / Champ. Round Lost to Penn in Championship Round, 11-9 & 12-6
NCAA Tournament:	Not selected
D1Baseball.com Poll Ranking (final):	N/A
NCBWA Poll Ranking (final):	N/A
USA Today Poll Ranking (final):	N/A

2025 TEAM INFORMATION

Letterwinners Returning / Lost:	18 / 6
Newcomers:	11
Fr / So / Jr / Sr:	10 / 8 / 11 / 7

ATHLETIC COMMUNICATIONS

Jeremy Hartigan
Sr. Associate Director of Athletics for Communications
Marshall Haim
Assistant Director of Athletic Communications (BSB)
Phone: (716) 465-4945
Email: mh2348@cornell.edu
Shawn Gillen
Assistant Director of Athletic Communications
Aaron Kelly
Assistant Director of Athletic Communications
Sydney Duenckel
Athletic Communications Intern

CORNELL
BASEBALL

SCOUTING REPORT



as of 4/15/25



3	172	.272	BATTING AVG.	>>	.291	96	1
2	152	.384	ON-BASE PCT.	>>	.394	108	1
3	135	.437	SLUGGING PCT.	>>	.452	114	1
3	120	7.00	RUNS (AVG.)		6.39	184	1
2	116	9.57	HITS (AVG.)		9.52	122	2
2	102	1.13	HOME RUNS (AVG.)		1.13	103	1
—	—	8.09	STRIKEOUTS (AVG.)	>>	7.19	—	—
1	78	5.13	WALKS (AVG.)		4.45	173	3
2	107	1.43	STEALS (AVG.)		0.71	271	7
7	273	8.70	ERA	>>	7.00	214	5
7	255	1.90	WHIP	>>	1.68	178	4
8	273	6.30	STRIKEOUTS (AVG.)		6.29	275	6
—	—	.273	OPP. AVERAGE		.304	—	—
1	38	.976	FIELDING PCT.	>>	.977	33	1

BATTING LEADERS

		AVG	OBP	SLG	OPS
12	Ryan Porter	.343	.380	.716	1.096
19	Mark Quatrani	.322	.432	.500	.932
20	Kevin Hager	.321	.453	.481	.934
4	Caden Wildman	.289	.388	.422	.810
15	Owen Carlson	.257	.348	.311	.659



BINGHAMTON

		AVG	OBP	SLG	OPS
31	Zach Rogacki	.368	.430	.553	.983
28	Matt Bolton	.365	.444	.524	.968
25	Freddy Forgione	.352	.453	.556	1.009
1	Devan Bade	.348	.440	.574	1.014
30	Evin Sullivan	.319	.391	.566	.957

ON THE ROAD AGAIN

► Cornell's eight-game road trip will be its longest stretch of true road games in the middle of a season since also playing eight straight contests away during the 2022 season.

► That road trip began when the Big Red posted a 11-10 victory over Canisius in Buffalo, N.Y., on April 5, before traveling to Princeton (April 9-10) for a three-game series that the Tigers won behind a 10-6 victory in the rubber match. After dropping a midwest contest to Binghamton, 5-3, on April 12, the Big Red closed out the road swing being swept in a three-game series at Penn (April 16-17).

LOOKING TO REACH THE CENTURY MARK

► Junior right-handed pitcher **CARSON MAYFIELD** and junior left-handed pitcher **NOAH KELLER** each surpassed the century mark for strikeouts this past weekend against Penn.

► After matching his career high for strikeouts with eight in the opening game of Sunday's doubleheader, Mayfield upped his career total to 103 punchouts, which stands as the 38th-highest total in the Big Red's modern era (since 1947). Keller registered three strikeouts in relief in the nightcap of Sunday's twin bill to increase his career total to 101, which ranks 40th on the strikeout list.

► Mayfield and Keller are the first set of Big Red teammates to simultaneously have at least 100 strikeouts since **TIM WILLITTES** (130 — 2014-18) and **PAUL BALESTRIERI** (116 — 2014-17) in 2017.

THESE CLEATS WERE MADE FOR WALKING

► Through the completion of Monday's games, Cornell owns the 78th-highest walks per game average in Division I baseball, drawing 5.13 walks across its 23 games played (118 walks).

► In the Big Red's modern era, dating back to 1947, Cornell's 5.13 walks per game average is the third-highest clip in program history with a minimum of 20 games played. Cornell has averaged at least five walks per game on two prior occasions, which came in 1969 (160 walks in 29 games — 5.52) and 1971 (204 walks in 37 games — 5.51).

► Cornell has registered at least five walks in 12 games this season, which includes a season-high 11 walks issued by UMBC in the nightcap of a March 1 doubleheader.

► Since the beginning of Ivy League play, Cornell has drawn five-plus walks in five of its 12 Ancient Eight contests, showcased by nine-walk efforts against Yale (second game of March 22 doubleheader) and Brown (first game of March 29 doubleheader).

CORNELL RECORD BOOK

MOST CAREER STRIKEOUTS BY A PITCHER *Cornell Modern Era (Since 1947)*

RK	PLAYER	CAREER	SO
1.	Greg Myers	1979-82	217
2.	Steve Hamrick	1973-74	203
34.	Thomas MacLeod	1969-70	107
35.	Blake Hamilton	2004-06	106
36.	Erik Rico	1999-02	105
37.	Harvey Kaufman	1960-62	104
► 38.	Carson Mayfield	2023-Pres.	103
39.	Dan Baysinger	2001-04	102
► 40.	Noah Keller	2023-Pres.	101

CORNELL RECORD BOOK

HIGHEST WALKS PER GAME AVERAGES *Cornell Modern Era (Min. 20 GP) (Since 1947)*

SEASON	GP	BB	BB/G
1969	29	160	5.52
1971	37	204	5.51
► 2025	23	118	5.13
1991	40	197	4.93
1970	38	179	4.71
1988	47	217	4.62
2018	37	169	4.57
1998	37	166	4.49
2022	36	159	4.42

TONIGHT'S PROBABLE STARTING PITCHER



WILLIAM JAUN

2025 STATS: 0-2, 12.27 ERA, 7.1 IP, 13 BB, 9 SO

30

Height / Weight: 6-3 / 225 lbs.
Hometown: Loveland, Ohio
High School: St. Xavier

Bats/Throws: L/L
Year: Senior

JAUN'S CAREER STATS

	W	L	ERA	G	GS	CG	IP	H	R	ER	BB	SO	HR	GIDP	WHIP	AVG
2022																
2023																
2024	1	4	9.71	12	6	0	29.2	30	33	32	29	25	3	2	1.99	.270
2025	0	2	12.27	7	0	0	7.1	7	10	10	13	9	1	0	2.73	.233
TOTALS	1	6	10.22	19	6	0	37.0	37	43	42	42	34	4	2	2.14	.262

NEWS & NOTES ON JAUN

► **THIS WEEKEND:** Scheduled to take the ball for the 20th time in his collegiate career while making his seventh career start.

► **LAST TIME OUT:** Allowed a pair of hits in an inning of relief in the Big Red's nightcap of its doubleheader on Sunday ... also struck out one batter in his outing, which featured him throwing 19 of his 27 pitches for strikes (70.4 percent).

► **2024:** Registered 29.2 IP across 12 appearances (six starts) while also logging 19 at-bats over first month of season before sustaining injury that forced him out of action for a month ... posted his first win in collegiate debut against Georgia Tech (Feb. 25), after pitching five innings, allowing two earned runs on four hits ... struck out season-high five batters on two occasions (March 15 at Richmond; April 27 vs. Columbia) ... notched first collegiate save against Brown (May 5), pitching final three innings, allowing one run, and striking out three.

► **2023:** Missed season due to injury.

► **2022:** Missed season due to injury.

► **PRIOR TO CORNELL:** Played four years at St. Xavier HS as first baseman and pitcher, helping team claim Greater Catholic League South Division titles in 2019 and 2021 ... GCL Pitcher of the Year, All-City First Team, and All-State honorable mention in 2021 ... All-GCL First Team as a pitcher in 2021 and second-team selection at first base in 2019 ... received St. Xavier's Most Valuable Player, Most Outstanding Pitcher and Scholar-Athlete awards in 2021 ... competed at club level with Midland Redskins, earning Central Region Honorable Mention for 2021 Perfect Game Preseason All-American and All-Region teams ... garnered Honorable Mention in 2020 for the Perfect Game Preseason Underclassmen All-American Teams ... tabbed fourth among first basemen in Ohio and top 1,000 nationally among classmates by Perfect Game ... member of National Honor Society and National Latin Honor Society ... AP Scholar with Distinction.

JAUN'S 2025 SPLITS

SPLIT	W	L	G	GS	IP	H	R	ER	HR	BB	SO	ERA	AVG
TOTALS	0	2	7	0	7.1	7	10	10	1	13	9	12.27	.233
Home	0	0	2	0	2.0	2	0	0	0	1	2	0.00	.222
Away	0	0	3	0	4.1	4	7	7	1	8	6	14.54	.235
Neutral	0	2	2	0	1.0	1	3	3	0	4	1	27.00	.250
Day	0	2	7	0	7.1	7	10	10	1	13	9	12.27	.233
Night	—	—	—	—	—	—	—	—	—	—	—	—	—
Starter	—	—	—	—	—	—	—	—	—	—	—	—	—
Reliever	0	2	7	0	7.1	7	10	10	1	13	9	12.27	.233

JAUN'S 2025 SPLITS vs. LHB/RHB

	BF	AB	H	2B	3B	HR	BB	SO	AVG	OBP	SLG	OPS
Total	43	30	7	0	0	1	13	9	.233	.465	.333	.798
vs. LHB	8	5	1	0	0	0	3	1	.200	.500	.200	.700
vs. RHB	35	25	6	0	0	1	10	8	.240	.457	.360	.817

SINGLE-GAME HIGHS & LOWS

2025	CAREER
2.0, at UMBC (3/1)	IP 5.0, at Georgia Tech (2/25/24)
2, (2x), Last: vs. Penn (4/13)	H 6, vs. Columbia (4/27/24)
4, at Duke (2/22)	R 8, at Georgetown (3/10/24)
4, at Duke (2/22)	ER 8, at Georgetown (3/10/24)
6, at Duke (2/22)	BB 6, at Duke (2/22/25)
4, at UMBC (3/1)	SO 5, (2x), Last: vs. Columbia (4/27/24)
1, at Towson (3/15)	HR 1, (4x), Last: at Towson (3/15/25)
55, at Duke (2/22)	PITCHES 82, at Georgia Tech (2/25/24)
—	CG —
—	SHO —
—	W STREAK —
2 games (3/7 - 3/8)	L STREAK 3 games (3/3/24 - 3/15/24)

NOTE: Bold denotes occurred this season; active streak

JAUN VS. BINGHAMTON

	W-L	ERA	AVG	G	GS	IP	H	R	ER	BB	SO	HR
CAREER	0-0	0.00	.100	2	0	3.0	1	0	0	2	2	0
BRCTS BB STD.	0-0	0.00	.100	2	0	3.0	1	0	0	2	2	0
2024	0-0	0.00	.100	2	0	3.0	1	0	0	2	2	0

LAST APP: 5/1/24 (ND; W, 13-7) 1 0 1.0 1 0 0 1 1 0

► Making third career appearance (first start) against Binghamton this weekend.

► Logged pair of relief outings last season ... pitched two innings of relief on April 16, not allowing a hit while walking one and striking out one ... latter appearance was for one inning, giving up one hit, walking one, and striking out one

JAUN'S 2025 GAME LOG

DATE VS.	RESULT	DEC	GS	IP	H	R	ER	BB	SO	HR	NP-S	S%	RS	W-L	ERA	AVG	NOTES
2/22 @ DUKE	L 2-16	—	0	1.1	1	4	4	6	2	0	55-23	41.8%	—	0-0	27.00	.200	
FEBRUARY			0	1.1	1	4	4	6	2	0	55-23	41.8%	—	0-0	27.00	.200	
3/1 @ UMBC (G2) W	16-13	—	0	2.0	1	0	0	1	4	0	31-21	67.7%	—	0-0	10.80	.167	One SO shy of matching career high
3/7 vs. MSU	L 2-3	L-1	0	1.0	1	1	1	2	1	0	19-9	47.4%	—	0-1	10.38	.188	
3/8 vs. UAB	L 12-13	L-2	0	0.0	0	2	2	2	0	0	12-4	33.3%	—	0-2	14.54	.188	
3/15 @ TOW (G1) L	5-6	—	0	1.0	2	3	3	1	0	1	18-12	66.7%	—	0-2	16.88	.238	
3/29 BRWN (G2) W	13-10 (7) SV-1	—	0	1.0	0	0	0	1	1	0	23-14	60.9%	—	0-2	14.21	.200	First SV since 5/5/24 at Brown
MARCH			0	5.0	4	6	6	7	6	1	103-60	58.3%	—	0-2	10.80	.200	
4/13 PENN (G2) L	4-9	—	0	1.0	2	0	0	0	1	0	27-19	70.4%	—	0-2	12.27	.233	Second straight scoreless outing
APRIL			0	1.0	2	0	0	0	1	0	27-19	70.4%	—	0-0	0.00	.233	
TOTALS			0	7.1	7	10	10	13	9	1	185-102	55.1%	0	0-2	12.27	.233	

BIG RED BULLPEN BRIEFS

#3 CHRIS ELLISON | SR. | RHP

2025: 0-4-1 | 8 G (4 GS) | 19.0 IP | 10.89 ERA | 8 SO (7.8 K%) | 24 BB (23.5 BB%)

1ST-PITCH K%: 52/102 (51.0%)

1ST BATTER EFF.: 3/8 (37.5%)

IR/IRS: 2/0 (100.0% stranded)

vs. LHB: .241 (7-29), 0 HR

LAST FIVE OUTINGS

IP H R ER BB SO

LAST WIN: 5/17/24 vs. Princeton

LAST LOSS: 4/5/25 at Columbia

LAST SAVE: 3/29/25 vs. Brown

vs. RHB: .302 (13-43), 4 HR

3/23 at Yale (L) 3.2 4 7 4 5 1

3/29 (G1) vs. Brown (S) 1.1 0 0 0 1 0

4/4 (G2) at Columbia 1.0 1 0 0 1 1

4/5 at Columbia (L) 0.2 1 5 5 3 1

4/14 vs. Penn 1.0 2 3 3 2 0

TOTALS (0-2-1) 7.2 8 15 12 12 3

► Logged lone appearance of the series with Penn yesterday ... allowed three runs on two hits in an inning of work and walked a pair of Quaker batters.

► Made two relief appearances against Columbia, allowing a hit, walking one, and striking out one in a scoreless inning of relief in nightcap of April 4 twin bill ... ended as losing pitcher in series finale against Columbia (April 5) after allowing five runs on one hit with three walks issued and striking out one ... posted first save of 2025 (second career save) in opening game of doubleheader against Brown (March 28), tossing 1.1 IP of scoreless relief.

► Enters tonight having made 45 career appearances, tied **STEVE HUBER** (1982-85) for the second-most pitching appearances and is eight outings shy of matching **JOHN O'CONNOR** for the program record for pitching appearances (54), set between 1985-88.

#12 RYAN PORTER | SR. | OF/RHP

2025: 2-0-0 | 8 G (0 GS) | 10.1 IP | 7.84 ERA | 7 SO (12.5 K%) | 11 BB (19.6 BB%)

1ST-PITCH K%: 33/56 (58.9%)

1ST BATTER EFF.: 4/8 (50.0%)

IR/IRS: 8/7 (12.5% stranded)

vs. LHB: .455 (5-11), 1 HR

LAST FIVE OUTINGS

IP H R ER BB SO

LAST WIN: 3/22/25 (G1) at Yale

LAST LOSS: 5/20/24 vs. Penn

LAST SAVE: 4/20/24 vs. Yale

vs. RHB: .233 (7-30), 2 HR

3/9 at Winthrop 1.0 2 3 2 2 1

3/15 (G1) at Towson 0.1 1 0 0 1 0

3/22 (G1) at Yale (W) 1.2 1 2 2 2 1

3/29 (G1) vs. Brown 2.0 1 0 0 2 0

4/5 at Columbia 0.0 1 2 2 2 0

TOTALS (1-0-0) 5.0 6 7 6 9 2

► Lone pitching appearance in last weekend's series against Columbia came in series finale, where he allowed two runs on one hit and walked two batters without getting an out.

► Hurlled two innings of scoreless relief in opening game of doubleheader against Brown (March 29), allowing one hit and walking two during outing ... has not allowed a runs in four of eight outings, including four of last seven appearances.

► Earned first victory since April 28, 2023 (vs. Penn) in opener of March 1 doubleheader at UMBC ... allowed one hit and struck out trio of Retriever batters across 2.2 IP, inducing game-winning double play to solidify victory.

► Enters the weekend having made 44 career appearances, tied with **JIM PRONTI** (1994-97) and **CHRIS ELLISON** (2022-Present) for the third-most outings by a Big Red pitcher ... next time toeing the rubber will tie **STEVE HUBER** (1982-85) for the second-most pitching appearances and will be nine shy of matching **JOHN O'CONNOR**'s program record of 54 appearances between 1985-88.

#16 NOAH KELLER | JR. | LHP

2025: 1-1-0 | 9 G (2 GS) | 12.1 IP | 18.24 ERA | 10 SO (12.3 K%) | 27 BB (33.3 BB%)

1ST-PITCH K%: 31/78 (39.7%)

1ST BATTER EFF.: 4/9 (44.4%)

IR/IRS: 14/7 (50.0% stranded)

vs. LHB: .400 (4-10), 1 HR

LAST FIVE OUTINGS

IP H R ER BB SO

LAST WIN: 3/15/25 at Towson

LAST LOSS: 2/22/25 at Duke

LAST SAVE: —

vs. RHB: .314 (11-35), 3 HR

3/22 (G1) at Yale 0.2 1 1 1 1 1

3/23 at Yale 2.2 1 2 2 4 0

3/29 (G2) vs. Brown 0.0 1 4 4 3 0

4/5 at Columbia 0.2 0 0 0 1 1

4/13 (G2) vs. Penn 1.1 2 3 2 4 3

TOTALS (0-0-0) 5.1 5 10 9 13 5

► Allowed three runs (two earned) on two hits in 1.1 innings of relief in nightcap of Sunday's doubleheader against Penn, where he issued four walks and struck out three batters during outing.

► Hurlled 0.2 IP of scoreless relief against Columbia in nightcap of April 4 DH, issuing a walk and also struck out one ... allowed one of three runners he inherited to score.

► Posted first win on season after pitching final 3.2 IP in run-rule victory over Towson (March 15) ... allowed one run on two hits while walking three and striking out four ... started first two outings, pitching 3.1 IP and allowed eight hits, issued nine walks and struck out just one

#18 TJ SWIDORSKI | JR. | INF/RHP

2025: 0-0-0 | 4 G (0 GS) | 2.0 IP | 13.50 ERA | 0 SO (0.0 K%) | 3 BB (30.0 BB%)

1ST-PITCH K%: 5/12 (41.7%)

1ST BATTER EFF.: 2/4 (50.0%)

IR/IRS: 3/2 (33.3% stranded)

vs. LHB: .000 (0-4), 0 HR

LAST FIVE OUTINGS

IP H R ER BB SO

LAST WIN: —

LAST LOSS: —

LAST SAVE: —

vs. RHB: .250 (1-4), 0 HR

3/8 vs. UAB 1.0 0 2 2 1 0

3/15 (G1) at Towson 0.1 0 0 0 1 0

3/29 (G2) vs. Brown 0.0 0 1 1 1 0

4/14 vs. Penn 0.2 1 0 0 0 0

TOTALS (0-0-0) 2.0 1 3 3 3 0

► Yesterday's outing against Penn was his first pitching appearance since nightcap of March 29 doubleheader against Brown ... allowed one hit in 0.2 innings of scoreless relief.

► Issued walk to lone batter he faced in nightcap of doubleheader against Brown (March 29) ... allowed a walk in 0.1 IP against Towson (March 15) in opening game of DH ... made first collegiate pitching appearance against UAB (March 8), allowing two runs and walking one in 1 IP.

#21 JOHN GERFEN | JR. | LHP

2025: 0-0-0 | 1 G (0 GS) | 0.0 IP | 0.00 ERA | 0 SO (0.0 K%) | 0 BB (0.0 BB%)

1ST-PITCH K%: 0/0 (0.0%)

1ST BATTER EFF.: 0/0 (0.0%)

IR/IRS: 0/0 (0.0% stranded)

vs. LHB: .000 (0-0), 0 HR

LAST FIVE OUTINGS

IP H R ER BB SO

LAST WIN: —

LAST LOSS: 4/14/23 at Harvard

LAST SAVE: —

vs. RHB: .000 (0-0), 0 HR

2/23 at Duke 0.0 0 0 0 0 0

— — — — —

— — — — —

— — — — —

TOTALS (0-0-0) 0.0 0 0 0 0 0

► Came out of bullpen for relief outing against No. 17-ranked Duke (Feb. 23); left during warmups due to apparent injury.

► Logged six outings out of bullpen in 2024 ... four of six appearances featured him pitching at least an inning ... did not allow runs in four of six outings ... struck out season-high three batters against Binghamton (April 16), matching single-game high set against Ithaca (April 4, 2023) ... sister, Jennifer, also attends Cornell.

#29 WILL SIWINSKI | FR. | LHP

2025: 0-0-0 | 1 G (0 GS) | 0.1 IP | 0.00 ERA | 0 SO (0.0 K%) | 0 BB (0.0 BB%)

1ST-PITCH K%: 0/1 (0.0%)

1ST BATTER EFF.: 1/1 (100.0%)

IR/IRS: 1/0 (100.0% stranded)

vs. LHB: .000 (0-0), 0 HR

LAST FIVE OUTINGS

IP H R ER BB SO

LAST WIN: —

LAST LOSS: —

LAST SAVE: —

vs. RHB: .000 (0-1), 0 HR

4/14 vs. Penn 0.1 0 0 0 0 0

— — — — —

— — — — —

— — — — —

TOTALS (0-0-0) 0.1 0 0 0 0 0

► Made collegiate debut yesterday against Penn ... induced inning-ending groundout to conclude eighth inning and strand lone runner he inherited from **TJ SWIDORSKI**.

► Named 2024 West Catholic Athletic League First Team All-League selection ... received All-Bay Area News Group First Team and San Francisco Chronicle All-Metro League honors ... tabbed to 2024 Cal-Hi Sports California All-State team ... member of 2023 CIF NorCal Region DII Baseball Championship team ... selected to 2023 Bay Area World Series All-Tournament Team ... represented Team Ireland at 2022 U18 European Baseball Championships ... father, Peter, played baseball at Penn (1987-91), and mother, Karen, graduated from Cornell in 1995.

BIG RED BULLPEN BRIEFS

#32 CARSON MAYFIELD | JR. | RHP

2025: 1-1-0 | 8 G (8 GS) | 43.2 IP | 3.92 ERA | 38 SO (20.4 K%) | 17 BB (9.1 BB%)

1ST-PITCH K%: 107/187 (57.2%) 1ST BATTER EFF.: 5/8 (62.5%) IR/IRS: 0/0 (0.0% stranded) vs. LHB: .179 (7-39), 0 HR

LAST WIN: 2/21/25 at Duke LAST LOSS: 4/4/25 at Columbia LAST SAVE: 5/6/23 at Dartmouth vs. RHB: .200 (23-115), 4 HR

► Pitched career-high seven innings in opening game of Sunday's doubleheader with Penn ... eight strikeouts matched single-game high set last season against Princeton ... held Penn to just three runs on four hits, leading to his fourth quality start of season.

► Has registered six-plus strikeouts in three of last four outings (all of which have been in Ivy League contests).

► All eight outings of season have been in starts, striking out over 20 percent of the batters he has faced and issuing walks in 9.1 percent of plate appearances.

► Became fifth Cornell pitcher this century to serve as Big Red's starter in consecutive season openers, joining **BRENDAN MCQUAID** (2001 and 2002 — Bucknell), **ROCKY COLLIS** (2005 — West Virginia; 2006 — Bucknell), **COREY PAPPEL** (2010 — Binghamton; 2011 — Rider), and **CONNOR KAUFMANN** (2012 — Maryland Eastern Shore; 2013 — Gardner-Webb).

► Each of last 16 appearances have come in starts ... last relief appearance came on May 7, 2023, during his freshman year, where he logged 0.1 IP against Dartmouth in regular-season finale.

LAST FIVE OUTINGS	IP	H	R	ER	BB	SO
3/15 (G1) at Towson	4.2	3	2	2	1	5
3/22 (G1) at Yale	5.0	1	5	5	3	6
3/28 vs. Brown	6.0	4	2	2	2	6
4/4 (G1) at Columbia (L)	5.0	9	5	3	4	3
4/13 (G1) vs. Penn	7.0	4	3	3	2	8
TOTALS (0-1-0)	27.2	21	17	15	12	28

#34 ETHAN VAN SICE | SO. | RHP

2025: 0-0-0 | 4 G (0 GS) | 4.2 IP | 7.71 ERA | 1 SO (4.2 K%) | 2 BB (8.3 BB%)

1ST-PITCH K%: 13/24 (54.2%) 1ST BATTER EFF.: 3/4 (75.0%) IR/IRS: 0/0 (0.0% stranded) vs. LHB: .400 (2-5), 0 HR

LAST WIN: — LAST LOSS: — LAST SAVE: — vs. RHB: .375 (6-16), 0 HR

► Made pair of appearances in this past weekend's series with Penn ... allowed one hit in one inning of work in nightcap of Sunday's doubleheader before giving up five runs (four earned) on six hits in 2.1 innings yesterday.

► Hurled scoreless inning of work against Columbia in opening game of April 4 doubleheader ... lone baserunner to reach base came on two-out double ... made collegiate debut against Yale (March 23), generating an inning-ending foul out.

► Did not appear in any games in 2024 due to injury ... played four years of baseball at Gonzaga College in Washington, D.C. ... aided program to 2022 WCAC Championship and was named to 2023 All-WCAC Team.

LAST FIVE OUTINGS	IP	H	R	ER	BB	SO
3/23 at Yale	0.1	0	0	0	0	0
4/4 (G1) at Columbia	1.0	1	0	0	0	0
4/13 (G2) vs. Penn	1.0	1	0	0	0	0
4/14 vs. Penn	2.1	6	5	4	2	1
TOTALS (0-0-0)	4.2	8	5	4	2	1

#40 TAVIAN RAMOS | FR. | RHP

2025: 0-0-0 | 1 G (0 GS) | 0.0 IP | ∞ ERA | 0 SO (0.0 K%) | 0 BB (0.0 BB%)

1ST-PITCH K%: 0/4 (0.0%) 1ST BATTER EFF.: 0/1 (0.0%) IR/IRS: 0/0 (0.0% stranded) vs. LHB: .000 (0-0), 0 HR

LAST WIN: — LAST LOSS: — LAST SAVE: — vs. RHB: 1.000 (1-1), 1 HR

► Made collegiate debut in series opener against Columbia (April 4) ... failed to generate an out as he allowed four runs on one hit and issued one walk during outing.

► Ramos, a native of Neenah, Wis., is fourth Wisconsin native to play baseball at Cornell, joining former infielders **THOMAS BOETTCHER** (1970-72 — Madison, Wis.) and **CURT STAUTZ** (1979 — Madison, Wis.), and right-handed pitcher **JONATHAN ZACHARIAS** (2019-22 — Green Bay, Wis.).

LAST FIVE OUTINGS	IP	H	R	ER	BB	SO
4/4 (G1) at Columbia	0.0	1	4	4	1	0
—	—	—	—	—	—	—
—	—	—	—	—	—	—
—	—	—	—	—	—	—
TOTALS (0-0-0)	0.0	1	4	4	1	0

#42 JOSH SHEA | JR. | RHP

2025: 1-0-0 | 9 G (0 GS) | 8.2 IP | 4.15 ERA | 6 SO (17.6 K%) | 3 BB (8.8 BB%)

1ST-PITCH K%: 23/37 (62.2%) 1ST BATTER EFF.: 7/9 (77.8%) IR/IRS: 17/8 (52.9% stranded) vs. LHB: .333 (3-9), 0 HR

LAST WIN: 3/29/25 vs. Brown LAST LOSS: — LAST SAVE: — vs. RHB: .240 (6-25), 0 HR

► Made pair of appearances in this past weekend's series with Penn ... did not allow a baserunner over his 1.2 IP ... has not allowed a run in any of his last three outings and has given up one run or fewer in all nine outings on season.

► Logged pair of appearances against Columbia, allowing a run on three hits in series opener (April 4) and struck out one Lions hitter ... stranded lone runner he inherited in series finale, striking out one and inducing a pair of popouts to end eighth inning and preserve Big Red's 9-8 lead.

LAST FIVE OUTINGS	IP	H	R	ER	BB	SO
3/29 (G2) vs. Brown (W)	2.0	2	1	1	2	1
4/4 (G1) at Columbia	1.0	3	1	1	0	1
4/5 at Columbia	1.0	0	0	0	0	1
4/13 (G1) vs. Penn	1.0	0	0	0	0	0
4/14 vs. Penn	0.2	0	0	0	0	0
TOTALS (1-0-0)	5.2	5	2	2	2	3

#43 ETHAN McHUGH | JR. | RHP

2025: 0-0-0 | 0 G (0 GS) | 0.0 IP | 0.00 ERA | 0 SO | 0 BB

1ST-PITCH K%: 0/0 (0.0%) 1ST BATTER EFF.: 0/0 (0.0%) IR/IRS: 0/0 (0.0% stranded) vs. LHB: .000 (0-0), 0 HR

LAST WIN: — LAST LOSS: — LAST SAVE: — vs. RHB: .000 (0-0), 0 HR

► Seeking to make collegiate debut this evening.

► Joined team as mid-season walk-on during 2024 season ... named MVP of North Hunterdon Regional HS baseball team during senior year in 2022 ... received First Team All-County and Second Team All-Skyland Conference honors ... named to High Honor Roll and was member of Social Studies, Math, and Science Honor Societies ... younger brother, Connor, is on sailing team at Roger Williams University ... mother, Patricia, was member of Columbia's volleyball and basketball programs (1982-85) ... uncle, Tom McHugh, played baseball at NC State from 1982-86.

LAST FIVE OUTINGS	IP	H	R	ER	BB	SO
—	—	—	—	—	—	—
—	—	—	—	—	—	—
—	—	—	—	—	—	—
—	—	—	—	—	—	—
TOTALS (0-0-0)	—	—	—	—	—	—

2025 GAME-BY-GAME PITCHING STATISTICS

DATE	OPPONENT	W/L	SCORE	IP	H	R	ER	BB	SO	2B	3B	HR	WP	BK	HBP	IBB	ERA	WHIP	BB/9	SO/9
2/21	at Duke	W	11-8	9.0	6	8	8	7	5	1	0	2	1	0	1	0	8.00	1.44	7.00	5.00
2/22	at Duke	L	2-16	8.0	13	16	16	15	6	3	0	3	1	0	1	0	12.71	2.41	11.65	5.82
2/23	at Duke	L	1-18	8.0	12	18	18	12	5	0	2	1	0	0	0	0	15.12	2.60	12.24	5.76
DUKE SERIES		1-2	14-42	25.0	31	42	42	34	16	4	2	6	2	0	2	0	15.12	2.60	12.24	5.76
3/1	at UMBC	W	8-7	10.0	10	7	5	4	11	0	0	5	0	0	2	0	12.09	2.26	9.77	6.94
3/1	at UMBC	W	16-13	7.0	6	13	12	12	10	1	0	2	2	0	2	0	12.64	2.31	10.71	7.93
UMBC SERIES		2-0	24-20	17.0	16	20	17	16	21	1	0	7	2	0	4	0	9.00	1.88	8.47	11.12
3/7	vs. Michigan State	L	2-3	8.1	6	3	2	3	5	0	0	1	0	0	1	1	10.91	2.11	9.48	7.51
3/8	vs. UAB	L	12-13	9.0	10	13	11	9	6	3	0	0	2	0	4	0	10.92	2.11	9.40	7.28
3/9	at Winthrop	L	4-10	8.0	11	10	8	4	4	4	1	0	2	0	4	0	10.69	2.08	8.82	6.95
FIRST PITCH INVITE STATS		0-3	18-26	25.1	27	26	21	16	15	7	1	1	4	0	9	1	7.46	1.70	5.68	5.33
3/15	at Towson	L	5-6	8.2	10	6	6	5	7	1	0	2	0	0	2	0	10.18	2.04	8.41	6.99
3/15	at Towson	W	18-7	8.0	10	7	7	6	7	1	0	2	1	0	2	0	9.96	2.04	8.25	7.07
3/16	at Towson	W	8-5	9.0	9	5	5	10	7	2	0	1	1	1	0	0	9.48	2.04	8.42	7.06
TOWSON SERIES		2-1	31-18	25.2	29	18	18	21	21	4	0	5	2	1	4	0	6.31	1.95	7.36	7.36
3/22	at Yale	W	13-12	10.0	7	12	12	7	8	1	0	1	4	0	4	0	9.61	1.98	8.21	7.08
3/22	at Yale	W	7-4	9.0	4	4	4	7	6	0	0	0	1	1	1	0	9.16	1.92	8.12	6.99
3/23	at Yale	L	3-9	8.0	5	9	6	9	1	0	0	1	0	0	2	0	9.00	1.91	8.25	6.60
YALE SERIES		2-1	23-25	27.0	16	25	22	23	15	1	0	2	5	1	7	0	7.33	1.44	7.67	5.00
3/29	BROWN	L	4-5	9.0	10	5	5	3	9	1	2	0	3	0	3	0	8.72	1.88	7.88	6.77
3/29	BROWN	W	9-6	9.0	6	6	5	6	4	2	0	0	0	0	3	0	8.48	1.84	7.76	6.59
3/30	BROWN	W	13-10	7.0	9	10	10	10	3	1	0	2	4	0	1	0	8.69	1.88	8.01	6.46
BROWN SERIES		2-1	26-21	25.0	25	21	20	19	16	4	2	2	7	0	7	0	7.20	1.76	6.84	5.76
4/4	at Columbia	L	1-10	8.0	14	10	8	5	5	3	0	3	2	0	3	0	8.71	1.91	7.88	6.41
4/4	at Columbia	W	7-3	9.0	4	3	3	5	8	0	0	0	0	0	0	0	8.39	1.86	7.72	6.50
4/5	at Columbia	L	9-13	8.2	9	13	13	12	8	3	0	3	1	0	1	0	8.65	1.89	7.96	6.59
COLUMBIA SERIES		1-2	17-26	25.2	27	26	24	22	21	6	0	6	3	0	4	0	8.42	1.91	7.71	7.36
4/13	PENN	L	3-4	9.0	4	4	4	5	9	0	0	1	0	0	1	0	8.42	1.84	7.81	6.71
4/13	PENN	L	4-9	9.0	13	9	8	7	7	2	1	0	5	0	1	0	8.40	1.86	7.78	6.73
4/14	PENN	L	1-16	9.0	17	16	15	7	4	5	1	2	1	1	3	0	8.70	1.90	7.74	6.60
PENN SERIES		0-3	8-29	27.0	34	29	27	19	20	7	2	3	6	1	5	0	9.00	1.96	6.33	6.67
4/15	at Binghamton																			
4/19	at Harvard																			
4/19	at Harvard																			
4/20	at Harvard																			
HARVARD SERIES																				
4/26	at Dartmouth																			
4/26	at Dartmouth																			
4/27	at Dartmouth																			
DARTMOUTH SERIES																				
4/29	at Binghamton																			
SEASON VS. BINGHAMTON																				
5/3	PRINCETON																			
5/3	PRINCETON																			
5/4	PRINCETON																			
PRINCETON SERIES																				
SEASON TOTALS				197.2	205	207	191	170	145	34	7	32	31	3	42	1	8.70	1.90	7.74	6.60

BIG RED STARTING PITCHER RUN SUPPORT

PLAYER	GS	RUN SUPPORT	RUN PER 9 IP	RUNS IN STARTS	RUNS PER START	TEAM W-L	QUALITY STARTS
Carson Mayfield	8	34	7.01	47	5.88	3-5	4
Huxley Holcombe	6	35	9.17	57	9.50	4-2	2
Chris Ellison	4	4	2.40	16	4.00	1-3	0
Sam Keene	3	12	10.80	23	7.67	1-2	0
Noah Keller	2	0	0.00	18	9.00	1-1	0
TOTALS	23	85	7.19	161	7.00	10-13	6

BIG RED 2025 PITCHING SPLITS

	W	L	SV	G	IP	H	R	ER	HR	BB	SO	ERA	AVG
Total	10	13	5	23	197.2	205	207	191	32	170	145	8.70	.273
Home	2	4	2	6	52.0	59	50	47	5	38	36	8.13	.292
Away	8	7	3	15	128.1	130	141	131	26	120	98	9.19	.270
Neutral	0	2	0	2	17.1	16	16	13	1	12	11	6.75	.239
Day	10	13	5	23	197.2	205	207	191	32	170	145	8.70	.273
Night	—	—	—	—	—	—	—	—	—	—	—	—	—
Starter	4	7	0	23	106.1	105	98	86	14	68	74	7.28	.268
Reliever	6	6	5	23	91.1	100	109	105	18	102	71	10.35	.279
February	1	2	0	3	25.0	31	42	42	6	34	16	15.12	.313
March	8	6	5	14	120.0	113	110	98	17	95	88	7.35	.256
April	1	5	0	6	52.2	61	55	51	9	41	41	8.72	.290
May	—	—	—	—	—	—	—	—	—	—	—	—	—

BIG RED BATTER BRIEFS

#1 JOHN QUINLAN | JR. | OF | S/R

2025: .247 / .398 / .398 / .796 | 2 HR | 19 RBI | 8 SB

MON. vs. PENN: 1-4

COLUMBIA SERIES: 2-9, 3 R, 2B, 4 BB, HBP, SO, 2 SB

vs. LHP: .190 (4-for-21, 0 HR)

ACTIVE HIT STREAK: 2 G, (2-8, .250)

PENN SERIES: 2-12 (.167), R, BB, 5 SO

vs. RHP: .264 (19-for-72, 2 HR)

LAST ERROR: 0 G, 4/14/25 vs. Penn (LF)

► Posted two hits in 12 at-bats in weekend series against Penn ... scored one run, drew a walk, and struck out five times in series ... went 2-for-9 in series against Columbia, scoring three runs, had a double, drew four walks, hit by a pitch, and swiped a pair of bases.

► Enters tonight as lone Cornell player to have reached safely in all 23 games this season ... reached base safely in last 31 games, dating back to last season, slashing .273/.394/.417 with .810 OPS, nine doubles, two triples, two home runs, 24 RBI, 24 walks, and is 9-for-9 on steal attempts during stretch ... since final five games of 2023, has reached safely 60 of last 64 games (93.8 percent), while registering at least one hit in 48 contests (78.7 percent of games).

► Unanimously named First Team All-Ivy selection in 2024 after starting in 33 games (29 in LF, four in RF) ... slashed .378/.439/.568 with 1.007 OPS, nine doubles, two triples, five home runs, 20 RBI, and stole team-leading 10 bases ... his 56 hits were tied with **KEN VEENEMA** (1977) for fifth in Cornell history, trailing **GUY LEACH** (61 in 1988), **NATHAN FORD** (59 in 2008), **ERIK RICO** (57 in 2002), and **BRIAN BILLIGEN** (2012) ... concluded year with second-highest batting average (.378) among eligible Ivy League hitters ... batted .423 in conference games, one of three Ivy League hitters (Penn's Wyatt Henseler — .438; Cornell's **MAX JENSEN** — .402) to hit .400 in contests against Ancient Eight opposition ... led Ivy League in hits in conference play (42), lone player to reach 40-hit plateau in 2024 ... had three four-hit efforts (Harvard — April 7; Penn — April 14; Yale — April 20), becoming first Cornell player since **MARSHALL YANZICK** (2012) to have at least three four-hit games in a season ... hit walk-off, two-RBI double in opening game of April 20 DH against Yale, capping latest four-hit game of season and solidifying Big Red's eight-run comeback after trailing 8-0 going into bottom of eighth ... received Ivy League Player of the Week honors on April 22 after slashing .588/.667/1.118 (1.784 OPS), going 10-for-17 with three doubles, two home runs, five RBI, three stolen bases while striking out zero times during Big Red's 3-1 week against Binghamton and Yale ... named Cornell's Academic All-Ivy selection for 2024 season.

#2 MASON BARELA | FR. | C/INF | R/R

2025: .333 / .500 / .333 / .833 | 0 HR | 0 RBI | 0 SB

MON. vs. PENN: DEF. REPLACEMENT

COLUMBIA SERIES: DID NOT PLAY

vs. LHP: 1.000 (1-for-1, 0 HR)

ACTIVE HIT STREAK: 0 G, (0-1)

PENN SERIES: DEF. REPLACEMENT ON MONDAY

vs. RHP: .000 (0-for-2, 0 HR)

LAST ERROR: 5 G without an error

► Entered yesterday's game as a defensive replacement in ninth inning ... did not appear in any games against Columbia ... served as pinch-hitter in nightcap of doubleheader against Brown (March 29), drawing a hit by a pitch ... all four plate appearances have come in pinch-hit situations (1-3, HBP, SO).

► Earned four varsity letters in baseball at Jupiter HS, aiding program in winning four district titles ... nominated for 2023 Palm Beach Athlete of the Year ... named captain during senior year.

#4 CADEN WILDMAN | SO. | OF | R/R

2025: .289 / .388 / .422 / .810 | 2 HR | 15 RBI | 7 SB

MON. vs. PENN: 2-2, 2 BB

COLUMBIA SERIES: 5-13 (.385), 2 R, 2B, 4 RBI, BB, SO, SB

vs. LHP: .250 (4-for-16, 0 HR)

ACTIVE HIT STREAK: 5 G, (9-20, .450)

PENN SERIES: 4-10 (.400), R, HR, 2 RBI, 3 BB, SO, SB

vs. RHP: .299 (20-for-67, 2 HR)

LAST ERROR: 12 G, 3/16/25 at Towson (RF)

► Batted team-best .400 (4-for-10) in last weekend's series against Penn ... hit a home run, drove in two RBI, drew three walks, struck out once, and also stole a base ... went 5-for-13 (.385) in series against Columbia, scoring two runs, hit a double, drove in four RBI with a walk, strikeout, and stolen base ... registered season-high three hits in 3-for-5 effort in series finale (April 5), driving in three RBI for second time on season (March 29 - G2 - vs. Brown).

► Enters tonight riding a five-game hit streak, going 9-for-20 (.450) with a double, home run, six RBI, three walks drawn, and two stolen bases ... has three multi-hit games during hit streak and has four multi-hit outings over last seven games ... slashing .407/.469/.593 with 1.061 OPS, two doubles, one home run, nine RBI, three steals, and has struck out just twice during stretch.

► Had breakout sophomore campaign in 2024, starting in 35 of his 38 appearances (32 in RF, three in CF) ... one of two players who played in all of Cornell's 38 games, joining **NATHAN WAUGH** '24 ... batted .279 with four doubles, five home runs, and 23 RBI ... became first player in Cornell program history to hit multiple grand slams in a game — coming in seventh and eighth innings — of two-home run outing in nightcap of April 13 DH at Penn ... also plated go-ahead run with bases-clearing double in series finale and solidifying series victory against Quakers (April 14) en route to earning Ivy League's Co-Player of the Week honors after slashing .333/.375/.800 with 1.175 OPS, one double, two home runs, 11 RBI, and scoring five runs.

#6 KYLE MUSSER | SR. | OF | R/R

2025: .250 / .354 / .393 / .747 | 2 HR | 9 RBI | 1 SB

MON. vs. PENN: 1-4, HR, RBI, R

COLUMBIA SERIES: DID NOT PLAY

vs. LHP: .200 (3-for-15, 0 HR)

ACTIVE HIT STREAK: 2 G, (4-8, .500)

PENN SERIES: 4-8, 2 R, HR, RBI, 2 SO

vs. RHP: .268 (11-for-41, 1 HR)

LAST ERROR: 52 G without an error

► Went 4-for-8 at the plate in this past weekend's series with Penn ... hit home run in series finale yesterday, giving Cornell a 1-0 first-inning lead ... home run was second of season and first since opening game of doubleheader with UMBC (March 1).

► Did not appear in any games in each of last two weekends against Brown and Columbia ... made one appearance against Yale (March 22), going 0-for-2 with pair of strikeouts in series opener ... drove in both of his RBI in series against Duke (Feb. 22) with two-RBI single in fifth inning.

► First collegiate home run came against Binghamton on April 16, 2024, hitting go-ahead, three-run blast with Big Red down to its final strike.

#7 MAX JENSEN | SR. | INF | L/R

2025: .284 / .430 / .582 / 1.012 | 5 HR | 15 RBI | 4 SB

MON. vs. PENN: DID NOT PLAY

COLUMBIA SERIES: DID NOT PLAY

vs. LHP: .500 (6-for-12, 1 HR)

ACTIVE HIT STREAK: 1 G, (1-3, .333)

PENN SERIES: DID NOT PLAY

vs. RHP: .236 (13-for-55, 4 HR)

LAST ERROR: 1 G, 3/29/25 vs. Brown (3B)

► **ACCOLADES:** Ivy League Player of the Week (March 3) ... batted team-leading .444 (4-for-9) with two home runs and four RBI in doubleheader sweep of UMBC (March 1) ... also scored three times, drew a pair of walks and stole a base in the series.

► Has not appeared in any games in each of last two weekends ... went 1-for-10 in series against Brown, which included hitting a three-run home run in nightcap of March 29 DH that snapped his 16 AB hitless streak (25 PAs) before exiting game with an apparent injury.

► Had 31-game on-base streak snapped after going 0-for-5 in series finale against Yale (March 23) ... reached safely in 34 of his last 35 games, slashing .345/.449/.572 with a 1.021 OPS, seven doubles, one triple, eight home runs, 42 RBI, 23 walks drawn, six hit by pitches, and struck out just 21 times ... has 16 multi-hit games and 13 multi-RBI games during stretch.

► Dating back to final five games of 2023, has reached safely in 56 of previous 59 games, slashing .333/.443/.553 with a .995 OPS, 13 doubles, three triples, 11 home runs, 56 RBI, drawing 37 walks, being hit by 11 pitches, striking out 35 times, and going 10-for-12 on steal attempts ... has 24 multi-hit games and 14 contests with multiple RBI in span.

BIG RED BATTER BRIEFS

#8 LUKE JOHNSON | SO. | INF | R/R

2025: .164 / .220 / .291 / .511 | 2 HR | 6 RBI | 2 SB

MON. vs. PENN: 1-4, 2 SO

COLUMBIA SERIES: 1-10 (.100), R, BB, 4 SO, SB

vs. LHP: .250 (4-for-16, 0 HR)

ACTIVE HIT STREAK: 2 G, (2-8, .250)

PENN SERIES: 2-8, R, HR, RBI, 2 SO

vs. RHP: .128 (5-for-39, 2 HR)

LAST ERROR: 2 G, 4/5/25 at Columbia (3B)

- ▶ Went 2-for-8 in past weekend's series with Penn ... hit solo home run in nightcap of Sunday's doubleheader, his first round-tripper since March 1 at UMBC.
- ▶ Registered one hit in three of last four appearances ... went 1-for-10 in series against Columbia, scoring a run, drawing a walk, striking out four times, and stealing a base ... returned to lineup as a defensive replacement in nightcap of March 29 DH against Brown after missing seven games due to injury sustained in opening game of March 15 doubleheader at Towson.
- ▶ Older brother, Spencer, is a senior right-handed pitcher at George Fox University, an Oregon-based Division III institution ... father, Craig, played collegiate tennis at Pepperdine (1989-93) before playing professionally and earned ranking as high as No. 287 ... mother, Michelle, played collegiate tennis at Notre Dame ... great-grandfather and great-grandmother (1929), great-uncle (1956), grandfather (1957), grandmother (1958), and aunt (1986) are all Cornell graduates.

#12 RYAN PORTER | SR. | OF/RHP | R/R

2025: .343 / .380 / .716 / 1.096 | 6 HR | 19 RBI | 2 SB

MON. vs. PENN: 0-4, 2 SO

COLUMBIA SERIES: 4-12 (.333), 2 R, 2B, HR, 5 RBI, 3 SO, SB

vs. LHP: .333 (4-for-12, 1 HR)

ACTIVE HIT STREAK: 0 G (0-7)

PENN SERIES: 3-11 (.273), 2 R, 2B, HR, RBI, HBP, 4 SO

vs. RHP: .345 (19-for-55, 5 HR)

LAST ERROR: 13 G, 3/9/25 at Winthrop (P)

- ▶ **ACCOLADES:** Named Ivy League Player of the Week (March 17) after going 7-for-11 (.636) with a double, three home runs, and nine RBI ... logged first career multi-home run game and tied Cornell's single-game RBI record (8) in nightcap of March 15 doubleheader at Towson ... also scored four runs on weekend.
- ▶ Went 3-for-11 in last weekend's series with Penn, despite going hitless in last seven at-bats after hitting double in first at-bat in nightcap of Sunday's doubleheader ... all three hits on weekend went for extra bases (two doubles, one home run) ... scored two runs, had one RBI, was hit by a pitch, and struck out four times.
- ▶ Batted .333 (4-for-12) in series at Columbia, appearing as the Big Red's designated hitter in each game ... scored two runs, had a double and home run, drove in team-leading five RBI, and also stole one base ... hit go-ahead, three-run home run on first pitch thrown by Columbia reliever Alex Sotiropoulos, which gave Cornell a 6-4 lead in the sixth inning.
- ▶ Owns team lead in numerous batting categories, including batting average (.343), home runs (6), slugging percentage (.716), OPS (1.096).

#15 OWEN CARLSON | SO. | INF | L/R

2025: .257 / .348 / .311 / .659 | 0 HR | 8 RBI | 0 SB

MON. vs. PENN: 0-3

COLUMBIA SERIES: 2-10 (.200), R, 2B, 2 RBI, 2 BB, HBP, SO

vs. LHP: .167 (3-for-18, 0 HR)

ACTIVE HIT STREAK: 0 G (0-3)

PENN SERIES: 3-11 (.273), BB, SO

vs. RHP: .286 (16-for-56, 0 HR)

LAST ERROR: 17 G, 3/1/25 (G1) at UMBC (2B)

- ▶ Batted .273 (3-for-11) in weekend series with Penn ... drawing one walk and striking out once ... had 13-game on-base streak snapped after going 0-for-3 yesterday.
- ▶ Went 2-for-10 in series against Columbia, scoring a run, hitting a double, driving in two RBI, drawing two walks and was hit by a pitch ... saw career-high six-game hit streak halted in nightcap of April 4 DH where he went 0-for-4 with a HBP.
- ▶ Has a hit in nine of last 11 games, slashing .256/.362/.359 with .721 OPS, two doubles, one triple, and four RBI ... scored at least one run in seven of last 12 games.

#18 TJ SWIDORSKI | JR. | INF/RHP | R/R

2025: .214 / .353 / .357 / .710 | 0 HR | 3 RBI | 0 SB

MON. vs. PENN: APP. AS RELIEF PITCHER

COLUMBIA SERIES: 0-1, SO

vs. LHP: .250 (1-for-4, 0 HR)

ACTIVE HIT STREAK: 0 G (0-5)

PENN SERIES: 0-3, BB

vs. RHP: .200 (2-for-10, 0 HR)

LAST ERROR: 2 G, 3/23/25 at Yale (2B)

- ▶ Made two appearances in last weekend's series with Penn ... started as third baseman in series opener on Sunday, going 0-for-3 with a walk ... was his first start in field since series finale against Yale (March 23), where he went 1-for-4 with a fumble, run scored, and strikeout ... also pitched 0.2 innings of relief yesterday, marking first pitching appearance since nightcap of March 29 twin bill against Brown.
- ▶ Served as pinch-hitter in series opener against Columbia (April 4), striking out to end game ... did not have any plate appearances against Brown as lone appearance came in relief out of Big Red's bullpen in nightcap of March 29 doubleheader.
- ▶ Logged pair of pinch-hit appearances in season-opening series against then-No. 17-ranked Duke, reaching base safely in both appearances ... posted a single on Feb. 22 before reaching on a fielder's choice the following day.

#19 MARK QUATRANI | SO. | C | R/R

2025: .322 / .432 / .500 / .932 | 3 HR | 17 RBI | 1 SB

MON. vs. PENN: 0-3, BB, SO

COLUMBIA SERIES: 5-12 (.417), 4 R, 2B, BB, HBP, SO

vs. LHP: .125 (2-for-16, 0 HR)

ACTIVE HIT STREAK: 0 G (0-5)

PENN SERIES: 3-11 (.273), BB, HBP, 3 SO

vs. RHP: .365 (27-for-74, 3 HR)

LAST ERROR: 24 G, 5/20/24 vs. Penn (C)

- ▶ **RANKINGS:** 0.45 hit by pitch per game (42nd nationally, 3rd in Ivy League)
- ▶ Logged three hits in 11 at-bats (.273) against Penn this past weekend ... drew one walk, was hit by a pitch, and struck out three times in series ... had nine-game hit streak snapped yesterday after going 0-for-3 with a walk and strikeout ... went 5-for-12 (.417) in set against Columbia, scoring four runs, having a double, drawing a walk, was hit by a pitch, and struck out once.
- ▶ After starting season hitless in first 11 at-bats, hitting for a .367 clip (29-for-79) with .367/.475/.570 slash line, 1.044 OPS, scoring 18 runs, hitting seven doubles, three home runs, driven in all 17 RBI, drawn eight walks, been hit by 10 pitches, and has struck out just 13 times.
- ▶ Named Ivy League Rookie of the Year in 2024, becoming third Cornell player to earn honor (**BILL WALKENBACH** - 1995; **KELLEN URBON** - 2012) ... also received First Team All-Ivy honors, serving as lone freshman to earn distinction ... sixth Cornell freshman named First Team All-EIBL or All-Ivy since 1976 — first year freshman were eligible to play on varsity team — joining **GREG MYERS** (1979), **JOHN DeGIOVANNI** (1980), Walkenbach (1995), **JUSTIN MILO** (2007), and Urbon (2012).
- ▶ Started 29 of 30 appearances (20 starts at C, nine as DH) while finishing season with .362/.492/.714 slash line and 1.231 OPS with two doubles, one triple, 11 home runs, and 43 RBI ... 11 HR were most by Cornell freshman in program history ... became fourth Big Red player to hit 10-plus HR in season, joining **CHRIS CRUZ** (12 in 2012), **ERIC KIRBY** (11 in 1995), and **ERIK RICO** (11 in 2002) ... 43 RBI tied **GUY LEACH** (1988) for second-most in program history, two shy of **PETE WATZKA**'s program record (45 in 1971) ... fifth-highest on-base percentage (.492) by Cornell player with at least 80 ABs714 slugging percentage marked second time in program history a player had at least a .700 slugging percentage (min. 80 ABs), only trailing Rico's .768 figure in 2002.
- ▶ Finished within top 10 among Ivy League hitters in OBP and OPS (2nd), batting average and slugging percentage (3rd), home runs and RBI (T-5th), and hit by pitches (T-6th) ... drove in Ivy League-leading 30 RBI in conference games and hit seven of 11 HR against Ancient Eight opponents, tied for third-most in league.

BIG RED BATTER BRIEFS

#20 KEVIN HAGER | SO. | INF | R/R

2025: .321 / .453 / .481 / .934 | 2 HR | 16 RBI | 1 SB

MON. vs. PENN: 1-4, SO

COLUMBIA SERIES: 3-12 (.250), 3 R, 2B, RBI, BB, 2 SO, SF

vs. LHP: .467 (7-for-15, 1 HR)

ACTIVE HIT STREAK: 1 G (1-4, .250)

PENN SERIES: 3-12 (.250), R, 2 2B, RBI, HBP, 2 SO

vs. RHP: .288 (19-for-66, 1 HR)

LAST ERROR: 0 G, 4/14/25 vs. Penn (SS)

► **ACCOLADES:** Named Ivy League Player of the Week (Feb. 24) ... ignited Cornell to season-opening upset victory over No. 17-ranked Duke (Feb. 21) ... leadoff HR in third inning was first of 10 unanswered runs scored by Big Red in 11-8 win ... batted .500 (3-for-6) with HR and two RBI while leading team in runs scored (4) and drew three HBP.

► Gone 3-for-12 (.250) in each of last two weekends against Penn and Columbia ... combining to scored four runs, hit three doubles, drove in two RBI, drawn one walk, hit by one pitch, striking out four times, and having a sacrifice fly to credit ... saw his 15-game on-base streak snapped after going 0-for-4 in series finale against Lions (April 5).

► Slashing .329/.456/.471 with .927 OPS over last 19 games, scoring 18 runs, hitting seven doubles and one home run, driving in 14 RBI, drawn 13 walks, been hit by five pitches, and struck out just 11 times.

► Started 21 of 23 appearances last season, all of which came at SS ... batted .241 with a double, four home runs, and 12 RBI ... six of 12 RBI came in Ivy League Tournament, earning spot on All-Tournament team ... concluded campaign on season-high five-game hit streak ... posted first collegiate extra-base hit (RBI double) against Richmond (March 16) ... registered first collegiate home run — the first of three consecutive Cornell home runs — against Dartmouth in nightcap of March 30 twin bill ... other three HR came against Penn on April 14 in regular season and May 19 and May 20 in Ivy League Tournament games ... committed four errors in 92 fielding chances (.957 fielding percentage) ... brother, **FRANK JR.**, played baseball at Cornell for four years (2009-12) before serving as an assistant coach for seven years (2016-22).

#22 JAKOBI DAVIS | SR. | OF | L/L

2025: .235 / .386 / .358 / .744 | 2 HR | 11 RBI | 7 SB

MON. vs. PENN: 0-4, SO

COLUMBIA SERIES: 1-11 (.091), 5 SO, CS

vs. LHP: .353 (6-for-17, 1 HR)

ACTIVE HIT STREAK: 0 G (0-7)

PENN SERIES: 3-12 (.250), 2B, RBI, 4 SO, 2 SB

vs. RHP: .203 (13-for-64, 1 HR)

LAST ERROR: 73 G, 4/8/23 vs. Brown (CF)

► Went 3-for-12 (.250) in this past weekend's series with Penn ... went hitless in last seven at-bats after opening series with three hits in first five at-bats ... had a double, drove in one RBI, and struck out four times ... also stole two bases on weekend ... registered just one hit in 11 at-bats (.091) in weekend series against Columbia, striking out five times and was caught stealing in lone steal attempt on weekend.

► Over last 37 at-bats since nightcap of March 22 twin bill at Yale, has just six hits, leading to .162/.311/.189 slash line with .500 OPS during stretch with four runs scored, eight walks drawn, and 15 strikeouts.

► Saw 24-game on-base streak snapped after going 0-for-3 in opening game of last Friday's doubleheader against Columbia ... over last 27 games, slashing .255/.403/.383 with a .786 OPS with 20 runs scored, two doubles, two triples, two home runs, 13 RBI, going 7-for-8 on steal attempts, and drawn 23 walks.

► All 35 of appearances in 2024 were starts in CF ... batted .265 with four doubles, two triples, three home runs, and 14 RBI ... successful on five of seven steal attempts ... went 3-for-4 against Penn (April 14), matching single-game high for hits ... recorded both triples on the road against JMU (March 3) and Brown (May 4) ... two of three HR occurred at Booth Field; first HR was final blast of three consecutive HR hit against Dartmouth in nightcap of March 30 twin bill ... did not register an error in his 71 fielding opportunities.

#30 WILLIAM JAUN | SR. | 1B/LHP | L/L

2025: .275 / .341 / .350 / .691 | 0 HR | 7 RBI | 0 SB

MON. vs. PENN: 0-1

COLUMBIA SERIES: 3-12 (.333), R, 2B, 3 RBI, HBP, 2 SO

vs. LHP: .750 (3-for-4, 0 HR)

ACTIVE HIT STREAK: 0 G (0-11)

PENN SERIES: 0-5

vs. RHP: .222 (8-for-36, 0 HR)

LAST ERROR: 5 G, 3/29/24 vs. Brown (1B)

► Went hitless in all five at-bats against Penn last weekend ... went .333 (3-for-12) in series against Columbia, scoring a run, hitting a double, driving in three RBI, hit by a pitch, and struck out twice ... went 3-for-4 in nightcap of last Friday's doubleheader, hitting a double, and driving in a career-high three RBI ... three-hit performance was second such game of collegiate career, joined by a 3-for-4 effort against Yale (March 22).

► Has started eight of last 10 games at first base and has a hit in six of his 10 appearances in the field this season.

► Has made seven relief appearances out of Big Red bullpen on season, which includes registering saves against in latter games of doubleheaders against UMBC (March 1) and Brown (March 29).

► Registered 19 at-bats over first month of last season before sustaining injury that forced him out of action for a month ... went 3-for-19 at the plate, recording a double (Georgia Tech - Feb. 24) and RBI (Georgetown - March 10) ... father, Gregory, played four years of baseball at Notre Dame (1980-83) ... brother, Eric, was outfielder at Babson (2016-19).

#31 RYAN DILLON | FR. | C | R/R

2025: .000 / .000 / .000 / .000 | 0 HR | 0 RBI | 0 SB

MONDAY vs. PENN: DID NOT PLAY

COLUMBIA SERIES: DID NOT PLAY

vs. LHP: .000 (0-for-1, 0 HR)

ACTIVE HIT STREAK: 0 G (0-3)

PENN SERIES: DID NOT PLAY

vs. RHP: .000 (0-for-2, 0 HR)

LAST ERROR: 2 G without error

► Made first collegiate start (caught and batted 9th) in nightcap of March 29 doubleheader against Brown ... went 0-for-2 with a strikeout before being pulled ... action was first time appearing in a game since serving as pinch-hitter in ninth inning against No. 17-ranked Duke (Feb. 23).

► Earned four varsity letters in baseball at Marlborough HS, where he was a three-year captain and named Team MVP on three occasions ... named to *Worcester Telegram & Gazette* All-Star team in 2024 ... three-time honoree to Mid-Wach All-Star teams, earning second-team honors in 2022 and first-team honors in 2023 and 2024, and was named league MVP in 2024 ... received Preseason All-American honorable mention honors from Perfect Game in 2023 (underclassmen) and 2024 ... member of National Honor and Business Honor Societies ... volunteered with Unified Basketball and Best Buddies for all four years of high school ... played travel baseball for four years with the Nokona Chiefs.

2025 BIG RED HOME RUNS

PLAYER				ROAD/		RUNNERS ON				OUTS			TIED GO		DIRECTION					TEAM	LAST HR		ABS
	HR	vL	vR	HOME	NEUTRAL	0	1	2	3	0	1	2	GAME	AHEAD	LF	LC	CF	RC	RF		W-L	DATE / OPPONENT	PITCHER
Mason Barela	—	—	—	—	—	—	—	—	—	—	—	—	—	—	—	—	—	—	—	—	—	—	—
Tyler Beaulieu	—	—	—	—	—	—	—	—	—	—	—	—	—	—	—	—	—	—	—	—	—	—	—
Owen Carlson	—	—	—	—	—	—	—	—	—	—	—	—	—	—	—	—	—	—	—	—	5/1/24 at Binghamton	Sajeski	77
Jakobi Davis	2	1	1	—	2	1	1	—	—	2	—	—	—	1	—	—	—	—	2	1-1	3/16/25 at Towson	DeProspero	41
Ryan Dillon	—	—	—	—	—	—	—	—	—	—	—	—	—	—	—	—	—	—	—	—	—	—	—
Kevin Hager	2	1	1	—	2	2	—	—	—	1	1	—	—	1	2	—	—	—	—	2-0	3/15/25 (G2) at Towson	Whiteman	49
William Jaun	—	—	—	—	—	—	—	—	—	—	—	—	—	—	—	—	—	—	—	—	—	—	—
Max Jensen	5	1	4	1	4	4	—	1	—	4	1	—	—	—	1	1	—	—	3	4-0	3/28/25 (G2) vs. Brown	Keel	0
Luke Johnson	2	—	2	1	1	1	—	1	—	2	—	—	—	1	2	—	—	—	—	1-1	4/13/25 (G2) vs. Penn	Moss	5
Jackson Marko	—	—	—	—	—	—	—	—	—	—	—	—	—	—	—	—	—	—	—	—	—	—	—
Kyle Musser	2	1	1	1	1	1	1	—	—	—	1	1	—	1	2	—	—	—	—	1-1	4/14/25 vs. Penn	Tobin	3
Ryan Porter	6	1	5	1	5	3	1	1	1	2	3	1	1	1	5	—	—	1	—	3-2	4/13/25 (G1) vs. Penn	Coyne	9
Mark Quatrani	3	—	3	1	2	—	2	1	—	2	1	—	—	2	1	1	1	—	—	1-2	3/28/25 (G1) vs. Brown	Trout	29
John Quinlan	2	—	2	—	2	1	1	—	—	1	—	1	—	1	—	1	—	1	—	1-1	3/16/25 at Towson	DeProspero	42
Jayden Shin	—	—	—	—	—	—	—	—	—	—	—	—	—	—	—	—	—	—	—	—	—	—	—
TJ Swidorski	—	—	—	—	—	—	—	—	—	—	—	—	—	—	—	—	—	—	—	—	2/25/23 at JMU	Murphy	117
Beck Urofsky	—	—	—	—	—	—	—	—	—	—	—	—	—	—	—	—	—	—	—	—	—	—	—
Matthew Walters	—	—	—	—	—	—	—	—	—	—	—	—	—	—	—	—	—	—	—	—	—	—	—
Caden Wildman	2	—	2	1	1	1	1	—	—	—	2	—	1	—	2	—	—	—	—	1-1	4/13/25 (G2) vs. Penn	Katz	9

LEADOFF HR (0)

PLAYER (CAREER NO.) DATE / OPP

BACK-2-BACK HR (0)

PLAYERS DATE / OPP

2-HR GAMES (2)

PLAYER (CAREER NO.) DATE / OPP

Max Jensen (1) 3/1 (G2) at UMBC

Ryan Porter (1) 3/15 (G2) at TOW

GRAND SLAMS (1)

PLAYER (CAREER NO.) DATE / OPP

Ryan Porter (1) 3/15 (G2) at TOW

BIG RED MISCELLANEOUS BATTING

PLAYER	MULTI-HIT GAMES						MULTI-RBI GAMES						HIT STREAKS					HITS	
	2	3	4	5+	TOTAL	CAREER	2	3	4	5+	TOTAL	CAREER	5-9	10-14	15+	ACTIVE	2025 HIGH	CAREER HIGH	INFIELD BUNT
Mason Barela	—	—	—	—	—	—	—	—	—	—	—	—	—	—	—	0	—	—	—
Tyler Beaulieu	—	—	—	—	—	—	—	—	—	—	—	—	—	—	—	—	—	—	—
Owen Carlson	4	—	—	—	4	7	—	—	—	—	—	—	1	—	—	0	6, (3/22 - 4/4)	6, 2025	2 1
Jakobi Davis	5	—	—	—	5	20	3	—	—	—	3	12	1	—	—	0	5, (3/9 - 3/22)	7, 2024-25	3 1
Ryan Dillon	—	—	—	—	—	—	—	—	—	—	—	—	—	—	—	—	—	—	—
Kevin Hager	6	2	—	—	8	13	2	1	1	—	4	7	1	—	—	1	5, (3/15 - 3/23)	6, 2024-25	2 —
William Jaun	1	2	—	—	3	3	1	1	—	—	2	2	—	—	—	0	3, (3/28 - Pres.)	4, 2024-25	— —
Max Jensen	2	3	—	—	5	41	3	1	—	—	4	25	1	—	—	1	7, (3/1 - 3/15)	20, 2024-25	— —
Luke Johnson	1	—	—	—	1	5	—	1	—	—	1	3	—	—	—	2	2, (3x), Last: (4/13 - Pres.)	5, 2024	2 —
Jackson Marko	—	—	—	—	—	—	—	—	—	—	—	—	—	—	—	—	—	—	—
Kyle Musser	1	3	—	—	4	7	2	—	—	—	2	5	—	—	—	2	2, (2x), Last: (4/13 - Pres.)	4, (2x), Last: 2024	— —
Ryan Porter	3	3	1	—	7	19	2	—	—	1	3	12	—	—	—	0	5, (4/4 - 4/13)	5, 2025	1 —
Mark Quatrani	7	1	—	—	8	20	3	1	—	1	5	16	2	—	—	0	9, (3/23 - 4/13)	10, 2024	2 —
John Quinlan	4	1	—	—	5	32	6	2	—	—	8	15	1	1	—	2	10, (3/1 - 3/23)	10, 2025	1 1
Jayden Shin	—	—	—	—	—	—	—	—	—	—	—	—	—	—	—	—	—	—	—
TJ Swidorski	—	—	—	—	—	7	—	1	—	—	1	4	—	—	—	0	2, (3/1 - 3/23)	3, 2023	— —
Beck Urofsky	—	—	—	—	—	—	—	—	—	—	—	—	—	—	—	—	—	—	—
Matthew Walters	—	—	—	—	—	—	—	—	—	—	—	—	—	—	—	—	—	—	—
Caden Wildman	6	—	—	—	6	14	2	1	—	—	3	8	3	—	—	5	5, (3x), Last: (4/4 - Pres.)	11, 2024	1 1

Bold denotes active streak

BIG RED 2025 BATTING SPLITS

	AB	R	H	2B	3B	HR	RBI	BB	SO	AVG	OBP	SLG	OPS
TOTALS	808	161	220	47	4	26	146	118	186	.272	.384	.437	.821
Home	192	34	49	10	1	6	31	26	42	.255	.359	.411	.771
Away	543	113	150	34	3	18	101	82	123	.276	.392	.449	.842
Neutral	73	14	21	3	0	2	14	10	21	.288	.391	.411	.802
Day	808	161	220	47	4	26	146	118	186	.272	.384	.437	.821
Night	—	—	—	—	—	—	—	—	—	—	—	—	—
February	103	14	24	5	1	2	13	12	29	.233	.350	.359	.709
March	500	122	143	30	3	19	111	89	112	.286	.410	.472	.882
April	205	25	53	12	0	5	22	17	45	.259	.335	.390	.725
May	—	—	—	—	—	—	—	—	—	—	—	—	—

BIG RED LINEUP PRODUCTION

	AB	R	H	2B	3B	HR	RBI	BB	SO	AVG	OBP	SLG	OPS
1st	93	21	23	6	1	2	19	21	22	.247	.398	.398	.796
2nd	95	19	20	4	1	4	16	17	18	.211	.361	.400	.761
3rd	97	16	34	6	0	5	22	7	17	.351	.425	.567	.992
4th	87	22	22	7	0	2	9	16	16	.253	.396	.402	.799
5th	95	13	21	8	0	1	12	9	29	.221	.308	.337	.645
6th	84	20	28	3	1	2	16	17	21	.333	.457	.464	.921
7th	84	21	32	7	1	8	30	11	18	.381	.471	.774	1.244
8th	87	16	24	3	0	0	12	10	25	.276	.354	.310	.664
9th	86	13	16	3	0	2	9	10	20	.186	.283	.291	.574

DAILY BATTING LOGS														
PLAYER	3/15 (2) at TOW	3/16 at TOW	3/22 (1) at YALE	3/22 (2) at YALE	3/23 at YALE	3/28 vs. BRWN	3/29 (1) vs. BRWN	3/29 (2) vs. BRWN	4/4 (1) at COL	4/4 (2) at COL	4/5 at COL	4/12 (1) vs. PENN	4/12 (2) vs. PENN	4/13 vs. PENN
Mason Barela								h						
Tyler Beaulieu														
Owen Carlson	1okkwo	wcko	ow1wkb	oo2ko		oo1k	wd1o	Fk3eo	1ow	oohoo	w2ook	1wooo	o1k1	ooc
Jakobi Davis	o11wow	4o1ko	wkoow1	wokwo	okewo	kkww	kwok	11ww	ooo	kkok	1kok	2o1k	1koc	kook
Ryan Dillon								ko						
Kevin Hager	1k4w2c	c11w1	cweo1ok	w1ooo	c2whk	ekho	oo1F	woow1	o1do	o1w2o	Fkkeo	od2k2	oooh	k1oo
William Jaun			ko2o	2wk11	okoo	o11k	1woo	w1oce	ood	112oh	kooko	oooo		o
Max Jensen	1h4owo	woowe	2o12whk	hwdWo	kkeoo	okwko	whowo	oo4						
Luke Johnson								oo	okk	k1ko	ooow		oo4o	1okk
Jackson Marko														
Kyle Musser	21okh1	odohd	kk										11o1	4kok
Ryan Porter	24o4k1	141ko	k141kk	k12oo	kkohk	2oko	kooo		e1o	12okk	oo4k	ho42	2dkk	koko
Mark Quatrani	khk21h	11o1e	1k2hoow	ckoce	hoeo1	ko2F	4Fo2	h11oo	1ooo	hkdo1	2o1w1	h1ok1	o1ko	wkoo
John Quinlan	wkoo3o	od4ko	1okow11	oF12k	k12ww	koowk	wwwco	ho21w	oowd	wo1ho	k2oww	kkwkk	oo1k	o1oo
Jayden Shin								k						
TJ Swidorski					ok2o				k			wooo		
Beck Urofsky														
Matthew Walters														
Caden Wildman	oow1o1	b1k1o	o1oow1	1cwbo	2oko	oooo	kwoo	2co1F	wdeo	1oc1c	1k12o	cw1ok	4doo	w1w1
KEY: 1-Single, 2-Double, 3-Triple, 4-Home Run, o-Out, k-Strikeout, w-Walk, W-Int. Walk, h-Hit by Pitch, e-Reached on Error, b-Sac Bunt, F-Sac Fly, c-Fielder's Choice, d-Double Play;														
NOTE: Shading denotes started game; read left-to-right for first-to-last AB.														

BIG RED W-L RECORD BY LINEUP CARD																	
PLAYER	BATTING ORDER (STARTS)									BY POSITION (STARTS)							
	1ST	2ND	3RD	4TH	5TH	6TH	7TH	8TH	9TH	C	1B	2B	3B	SS	LF	CF	RF
Mason Barela	—	—	—	—	—	—	—	—	—	—	—	—	—	—	—	—	—
Tyler Beaulieu	—	—	—	—	—	—	—	—	—	—	—	—	—	—	—	—	—
Owen Carlson	—	1-3	—	—	—	—	1-1	2-5	5-3	—	—	9-12	—	—	—	—	—
Jakobi Davis	—	—	—	—	2-1	6-6	0-2	2-4	—	—	—	—	—	—	10-13	—	—
Ryan Dillon	—	—	—	—	—	—	—	—	1-0	1-0	—	—	—	—	—	—	—
Kevin Hager	—	0-1	—	7-6	—	0-3	3-3	—	—	—	—	—	—	10-13	—	—	—
William Jaun	—	—	—	—	1-1	1-2	2-2	—	—	—	4-5	—	—	—	—	—	—
Max Jensen	—	6-3	3-5	—	—	—	—	—	—	—	3-5	—	6-3	—	—	—	—
Luke Johnson	—	—	—	—	—	—	—	0-1	4-8	—	—	—	4-9	—	—	—	—
Jackson Marko	—	—	—	—	—	—	—	—	—	—	—	—	—	—	—	—	—
Kyle Musser	—	3-6	—	—	3-1	0-1	—	—	—	—	3-3	—	—	—	—	—	3-5
Ryan Porter	—	—	0-1	—	2-3	0-1	4-4	—	—	—	—	—	—	—	—	0-1	6-8
Mark Quatrani	—	—	7-7	3-6	—	—	—	—	—	9-13	—	—	—	—	—	—	1-0
John Quinlan	10-13	—	—	—	—	—	—	—	—	—	—	—	—	10-13	—	—	—
Jayden Shin	—	—	—	—	—	—	—	—	—	—	—	—	—	—	—	—	—
TJ Swidorski	—	—	—	—	—	—	—	1-0	0-2	—	—	1-1	0-1	—	—	—	—
Beck Urofsky	—	—	—	—	—	—	—	—	—	—	—	—	—	—	—	—	—
Matthew Walters	—	—	—	—	—	—	—	—	—	—	—	—	—	—	—	—	—
Caden Wildman	—	—	—	0-1	2-7	3-0	0-1	5-3	—	—	—	—	—	—	—	10-12	—

RUNS BY INNING																	
	1	2	3	4	5	6	7	8	9	10	11	12	13	14	15	TOTAL	
BIG RED	17	13	22	19	19	31	21	17	0	2	—	—	—	—	—	161	
OPPONENTS	17	21	23	12	35	27	29	27	16	0	—	—	—	—	—	207	
DIFFERENCE	0	-8	-1	+7	-16	+4	-8	-10	-16	+2	—	—	—	—	—	-46	

VICTORY MARGIN																	
	1	2	3	4	5	6	7	8	9	10	11	12	13	14	15+		
BIG RED	2	—	6	1	—	—	—	—	—	—	1	—	—	—	—		
OPPONENTS	5	—	—	1	1	2	—	—	1	—	—	—	—	1	2		

BIG RED COMEBACK VICTORIES																	
DATE / OPPONENT	LARGEST DEFICIT			DEFICITS													
3/1 (G1) at UMBC	3			Trailed 1-0 after 1st; 3-0 after 2nd; 4-2 after 3rd													
3/1 (G2) at UMBC	7			Trailed 7-0 after 1st; 7-2 after 2nd													
3/22 (G2) at Yale	3			Trailed 3-0 after 1st; 3-2 after 2nd													
3/28 (G2) vs. Brown	1			Trailed 9-8 in mid 5th													

BIG RED MULTI-RUN INNINGS																	
	TIMES	LAST TIME															
2 Runs	20	4/13 (G1) vs. Penn (5th inning, 2 hits)															
3 Runs	15	4/13 (G2) vs. Penn (2nd inning, 4 hits)															
4 Runs	0	—															
5 Runs	3	3/29 (G2) vs. Brown (1st inning, 2 hits)															
6 Runs	2	3/8 vs. UAB (6th inning, 3 hits)															
7 Runs	1	3/15 (G2) at Towson (6th inning, 6 hits)															
8 Runs	1	3/1 (G2) at UMBC (3rd inning, 4 hits)															
9 Runs	0	—															
10+ Runs	0	—															

2025 GAME-BY-GAME BATTING STATISTICS

DATE	OPPONENT	W/L	SCORE	AB	R	H	RBI	2B	3B	HR	TB	BB	IBB	SB	CS	HBP	SH	SF	GDP	SO	AVG	OBP	SLG	OPS	
2/21	at Duke	W	11-8	38	11	10	10	3	1	2	21	5	0	2	0	2	1	1	0	8	.263	.370	.553	.922	
2/22	at Duke	L	2-16	31	2	6	2	1	0	0	7	5	0	1	0	2	0	0	1	12	.232	.357	.406	.763	
2/23	at Duke	L	1-18	34	1	8	1	1	0	0	9	2	0	0	0	3	0	0	1	9	.233	.350	.359	.709	
DUKE SERIES			1-2	14-42	103	14	24	13	5	1	2	37	12	0	3	0	7	1	1	2	29	.233	.350	.359	.709
3/1	at UMBC	W	8-7	41	8	9	8	1	0	2	16	8	0	1	1	0	0	0	1	8	.229	.349	.368	.717	
3/1	at UMBC	W	16-13	36	16	11	15	4	0	3	24	11	0	1	0	0	0	0	1	8	.244	.374	.428	.802	
UMBC SERIES			2-0	24-20	77	24	20	23	5	0	5	40	19	0	2	1	0	0	0	2	16	.260	.406	.519	.926
3/7	vs. Michigan State	L	2-3	33	2	8	2	1	0	1	12	4	0	0	1	2	1	0	0	8	.244	.372	.418	.790	
3/8	vs. UAB	L	12-13	40	12	13	12	2	0	1	18	6	0	1	0	1	0	1	0	13	.257	.379	.423	.802	
3/9	at Winthrop	L	4-10	34	4	8	4	0	0	1	11	3	0	1	0	3	0	1	0	7	.254	.375	.411	.786	
FIRST PITCH INVITE STATS			0-3	18-26	107	18	29	18	3	0	3	41	13	0	2	1	6	1	2	0	28	.271	.375	.383	.758
3/15	at Towson	L	5-6	30	5	5	4	1	1	1	11	7	0	0	1	0	0	1	0	8	.246	.369	.407	.776	
3/15	at Towson	W	18-7	43	18	20	15	4	1	4	38	7	0	3	0	4	0	0	0	8	.272	.394	.464	.858	
3/16	at Towson	W	8-5	38	8	14	8	0	0	3	23	4	0	1	0	1	1	0	2	5	.281	.398	.477	.876	
TOWSON SERIES			2-1	31-18	111	31	39	27	5	2	8	72	18	0	4	1	5	1	1	2	21	.351	.459	.649	1.108
3/22	at Yale	W	13-12	46	13	17	10	4	0	1	24	9	0	5	1	2	1	0	0	12	.291	.408	.482	.890	
3/22	at Yale	W	7-4	35	7	10	7	4	0	0	14	7	1	1	0	1	1	1	1	6	.290	.408	.476	.884	
3/23	at Yale	L	3-9	35	3	6	2	4	0	0	10	4	0	1	0	3	0	0	0	11	.282	.402	.463	.865	
YALE SERIES			2-1	23-25	116	23	33	19	12	0	1	48	20	1	7	1	6	2	1	1	29	.284	.413	.414	.826
3/29	BROWN	L	4-5	32	4	5	3	2	0	0	7	4	0	0	0	1	0	1	0	11	.275	.394	.449	.842	
3/29	BROWN	W	9-6	26	9	5	8	1	0	1	9	9	0	5	0	1	0	2	1	4	.271	.394	.444	.838	
3/30	BROWN	W	13-10	31	13	12	13	2	1	1	19	6	0	2	0	3	0	2	0	3	.277	.400	.453	.852	
BROWN SERIES			2-1	26-21	89	26	22	24	5	1	2	35	19	0	7	0	5	0	5	1	18	.247	.390	.393	.783
4/4	at Columbia	L	1-10	29	1	4	1	0	0	0	4	3	0	1	0	0	0	0	4	3	.271	.392	.438	.831	
4/4	at Columbia	W	7-3	37	7	12	6	3	0	0	15	2	0	2	0	4	0	0	1	8	.274	.394	.436	.830	
4/5	at Columbia	L	9-13	36	9	10	8	4	0	1	17	5	0	2	1	0	0	1	0	10	.274	.392	.438	.830	
COLUMBIA SERIES			1-2	17-26	102	17	26	15	7	0	1	36	10	0	5	1	4	0	1	5	21	.255	.342	.353	.695
4/13	PENN	L	3-4	35	3	10	3	4	0	1	17	4	0	2	1	2	0	0	1	8	.274	.392	.441	.832	
4/13	PENN	L	4-9	35	4	11	3	1	0	2	18	0	0	1	0	1	0	0	2	6	.276	.390	.444	.833	
4/14	PENN	L	1-16	33	1	6	1	0	0	1	9	3	0	0	0	0	0	0	0	10	.272	.384	.437	.821	
PENN SERIES			0-3	8-29	103	8	27	7	5	0	4	44	7	0	3	1	3	0	0	3	24	.262	.327	.427	.755
4/15	at Binghamton																								
4/19	at Harvard																								
4/19	at Harvard																								
4/20	at Harvard																								
HARVARD SERIES																									
4/26	at Dartmouth																								
4/26	at Dartmouth																								
4/27	at Dartmouth																								
DARTMOUTH SERIES																									
4/29	at Binghamton																								
SEASON VS. BINGHAMTON																									
5/3	PRINCETON																								
5/3	PRINCETON																								
5/4	PRINCETON																								
PRINCETON SERIES																									
SEASON TOTALS				808	161	220	146	47	4	26	353	118	1	33	6	36	5	11	16	186	.272	.384	.437	.821	



2025 TEAM STATISTICS (as of 4/15/25)

	STAT	NCAA	IVY
BASE ON BALLS	118	277th	5th
BATTING AVERAGE	.272	172nd	3rd
DOUBLE PLAYS	18	235th	5th
DOUBLE PLAYS / GAME	0.78	67th	4th
DOUBLES	47	262nd	3rd
DOUBLES / GAME	2.04	73rd	3rd
EARNED RUN AVERAGE	8.70	273rd	7th
FIELDING PERCENTAGE	.976	38th	1st
HIT BATTERS	42	198th	6th
HIT BY PITCH	36	248th	5th
HITS	220	293rd	4th
HITS ALLOWED / 9 INN.	9.33	114th	2nd
HOME RUNS	26	209th	3rd
HOME RUNS / GAME	1.13	102nd	2nd
ON-BASE PERCENTAGE	.384	152nd	2nd
RUNS	161	274th	4th
SACRIFICE BUNTS	5	268th	5th
SACRIFICE FLIES	11	212th	4th
SCORING	7.0	120th	3rd
SHUTOUTS	—	—	—
SLUGGING PCT.	.437	135th	3rd
STOLEN BASES	33	200th	3rd
STOLEN BASES / GAME	1.43	107th	2nd
SO/BB RATIO	0.85	291st	8th
STRIKEOUTS / 9 INN.	6.6	280th	8th
TRIPLE PLAYS	—	—	—
TRIPLES	4	232nd	5th
TRIPLES / GAME	0.17	178th	5th
WHIP	1.90	255th	7th
WIN PERCENTAGE	.435	200th	4th
WALKS / 9 INN.	7.74	293rd	8th

2025 INDIVIDUAL LEADERS (as of 4/15/25)

	STAT	NCAA	IVY
BASE ON BALLS PER GAME			
John Quinlan	0.91	72nd	1st
Jakobi Davis	0.83	134th	3rd
HIT BATTERS			
Carson Mayfield	12	30th	1st
HIT BY PITCH PER GAME			
Mark Quatrani	0.43	44th	2nd
Kevin Hager	0.35	131st	5th
HITS ALLOWED PER NINE INNINGS			
Carson Mayfield	6.18	46th	3rd
HOME RUNS PER GAME			
Ryan Porter	0.29	135th	1st
SAVES			
William Jaun	2	208th	3rd
Chris Ellison	1	433rd	9th
John Hegarty	1	433rd	9th
Sam Keene	1	433rd	9th
SLUGGING PERCENTAGE			
Ryan Porter	.716	57th	1st
WHIP			
Carson Mayfield	1.08	74th	2nd

DIGGING THE LONG BALL

► Cornell hit 52 home runs last season, marking the most by the Big Red in a single season in the program's 153-year history, besting the previous mark of 38 set during the 2009 season.

► Sophomore catcher **MARK QUATRANI** led the Big Red in home runs last season with 11, tying **ERIC KIRBY** (1995) and **ERIK RICO** (2002) for the second-most blasts in a season.

► Quatrani's 11 home runs were the most by a Cornell freshman player in program history, shattering the previous record that was held by former infielder **BILL WALKENBACH** — who later became the Big Red's head coach from 2009-15 — for 29 years after his six-home run campaign during the 1996 campaign.

► Senior infielder **MAX JENSEN** enters tonight one home run shy of matching Kirby, **RAUL GOMEZ** (1998-01), and **ANDREW LURIA** (1999-02) for the ninth-most home runs in program history. Quatrani is right behind Jensen, two home runs away from officially entering the top 10 in Big Red program history.

► After his home run against Penn in the opening game of Sunday's doubleheader, senior two-way player **RYAN PORTER** inched closer to entering the top 10 for career home runs, tying **JAMIE BLATTSTEIN** (1991-92) for the 25th-most round-trippers in Big Red history.

► Porter's next blast will place him in a nine-way tie for the 17th-most home runs in Cornell's modern era, matching outputs produced by **TERRY BIRNER** (1982-85), **FLINT FOLEY** (1998-99, 2001-02), **NATE DAVID** (2009-10), **FRANK HAGER** (2009-12), **COLE RUTHERFORD** (2016-17), **WILL SIMONEIT** (2016-19), **SAM KAPLAN** (2020-23), and **MATT BARNHORST** (2022-24).

► **CHRIS CRUZ** currently assumes the program record for home runs (25 from 2011-14) and is one of five players in Big Red program history that have hit at least 20 career roundtrippers, joined by **GARY KACZOR** (21 from 1977-80), Walkenbach (21 from 1995-98), **BRIAN KAUFMAN** (20 from 2005-08), and **BRIAN BILLIGEN** (20 from 2009-12).

► Entering tonight's game with Binghamton, Cornell has hit 26 home runs as a team this season, tied with the 1985 squad for the 12th-most home runs in a single season. Cornell is three blasts shy of officially entering the top 10 for the fourth consecutive year (33 HR in 2022 — 5th; 30 HR in 2023 — T-6th; 52 HR in 2024 — 1st).

WHEN IT RUNS, IT POURS

► Cornell has scored 161 runs across its 23 games so far this season, computing to a 7.00 runs per game average.

► The Big Red's seven runs per game average stands as the sixth-highest clip in a single season, serving as one of six teams in Big Red history to average at least seven runs per game, with a minimum of 20 games played.

► This year's average trails the clips set by the teams from 1891 (232 runs in 25 games), 1901 (7.50 runs per game in 24 games), 1900 (7.45 runs per game in 33 games), 2024 (7.11 runs per game in 38 games), and 1899 (7.05 runs per game in 22 games).

► Of the 161 runs scored this season, 127 have come in multi-run innings, computing to 78.9 percent of the team's scoring production. Including last year's totals, 81.7 percent of Cornell's runs (352 of 431) have come in multi-run frames.

► Dating back to the beginning of the 2022 season, Cornell has had at least one multi-run inning in 104 of its 129 games (80.6 percent). The Big Red has had a multi-run inning in 24 of its last 28 contests, dating back to last season, with the lone contests without a multi-run inning coming this season in contests against then-No. 17-ranked Duke (Feb. 23), Michigan State (March 7), Columbia (April 4), and yesterday against Penn (April 14).

CORNELL RECORD BOOK

MOST CAREER HOME RUNS
Cornell Program History

RK	SEASON	CAREER	HR
1.	Chris Cruz	2011-14	25
T2.	Gary Kaczor	1977-80	21
	Bill Walkenbach	1995-98	21
T4.	Brian Kaufman	2005-08	20
	Brian Billigen	2009-12	20
6.	Nathan Waugh	2022-24	18
T7.	Marlin McPhail	1979-82	17
	Erik Rico	1999-02	17
T9.	Eric Kirby	1993-95, 1997	16
	Raul Gomez	1998-01	16
	Andrew Luria	1999-02	16
T12.	John DeMayo	1979-82	15
	Mike Kalfopoulos	1982-85	15
►	Max Jensen	2022-Pres.	15
T15.	Jordan Schaeffer	1997-00	14
►	Mark Quatrani	2024-Pres.	14

CORNELL RECORD BOOK

MOST HOME RUNS IN SINGLE SEASON
Cornell Program History

RK	SEASON	HRs
1.	2024	52
2.	2009	38
3.	1999	35
4.	2001	34
5.	2022	33
6.	1995	30
	2010	30
	2023	30
9.	1997	29
	2012	29
11.	2002	27
12.	1985	26
►	2025	26

CORNELL RECORD BOOK

MOST RUNS PER GAME IN A SEASON
Cornell Program History (Min. 20 GP)

SEASON	GP	RUNS	RPG
1891	25	232	9.28
1901	24	180	7.50
1900	33	246	7.45
2024	38	270	7.11
1899	22	155	7.05
► 2025	23	161	7.00
1902	27	188	6.96
1984	42	278	6.619
1982	39	258	6.615

BIG RED TRENDS			
CATEGORY	2025	UNDER PEPICELLI	STREAK
Overall	10-13	111-180-1	Lost 4
Ivy League Games	5-7	62-95	Lost 4
Non-Conference Games	5-6	49-85-1	Won 2
vs. Power 4 Opponent	1-3	4-26	Lost 3
vs. Non-Power 4 Opponent	4-3	45-59-1	Won 2
Home Games	2-4	36-53-1	Lost 3
Away Games	8-7	68-117	Lost 1
Neutral Site Games	0-2	7-10	Lost 4
Day Games <i>(before 5 p.m.)</i>	10-13	106-172-1	Lost 4
Night Games <i>(5 p.m. or later)</i>	0-0	5-8	Lost 1
February	1-2	2-21	Lost 2
March	8-6	43-66	Won 2
April	1-5	52-79-1	Lost 3
May	0-0	14-14	Lost 2
Cornell Scores 0-2 Runs	0-5	7-78	Lost 23
Cornell Scores 3-5 Runs	0-6	24-67-1	Lost 8
Cornell Scores 6-9 Runs	5-1	42-31	Lost 1
Cornell Scores 10+ Runs	5-1	38-4	Won 3
Cornell Allows 0-2 Runs	0-0	35-8	Won 6
Cornell Allows 3-5 Runs	3-3	41-38-1	Won 1
Cornell Allows 6-9 Runs	4-3	29-68	Lost 2
Cornell Allows 10+ Runs	3-7	6-66	Lost 3
Leading after Six Innings	9-3	84-16	Lost 1
Trailing after Six Innings	0-7	21-149	Lost 7
Tied after Six Innings	1-3	6-15-1	Lost 3
Leading after Seven Innings	8-1	76-9	Lost 1
Trailing after Seven Innings	0-10	15-142	Lost 17
Tied after Seven Innings	0-2	7-10-1	Lost 2
Leading after Eight Innings	6-1	79-5	Lost 1
Trailing after Eight Innings	0-10	7-146	Lost 17
Tied after Eight Innings	1-2	9-10-1	Lost 2
Big Red With No Home Runs	2-5	38-111	Won 1
Big Red Hit a Home Run	8-8	73-69-1	Lost 4
Hits One Home Run	3-7	41-57-1	Lost 3
Hits Multiple Home Runs	5-1	31-12	Lost 1
Big Red Has No Errors	4-5	41-48	Lost 1
Big Red Has an Error	6-8	70-132-1	Lost 4
Commits One Error	5-3	42-50-1	Lost 3
Commits Multiple Errors	1-5	28-82	Lost 1
Out-hit Opponent	8-5	87-29	Lost 2
Out-hit by Opponent	2-8	18-142-1	Lost 3
Hits Equal	0-0	6-9	Won 1
Big Red Scores First	7-5	69-58-1	Lost 3
Opponent Scores First	3-8	42-122	Lost 3
Extra-Inning Games	2-0	9-11-1	Won 2
One-Run Games	2-5	28-40	Lost 2
Two-Run Games	0-0	20-23	Lost 1
Five-Plus-Run Games	1-6	31-82	Lost 3
Shutouts	0-0	6-20	Lost 5

STARTING OFF STRONG

► Sophomore catcher **MARK QUATRANI** had one of the highest batting averages by a freshman in Cornell program history last season.

► Since freshmen were first eligible to play for the Big Red beginning with the 1976 season, Quatrani became one of five players to have at least a .360 batting average in their first year with Cornell, joining **BRIAN BILLIGEN** (.404 in 2009), **TERRY BIRRER** (.379 in 1982), former Big Red infielder and head coach **BILL WALKENBACH** (.363 in 1995), and infielder **ANDREW LURIA** (.363 in 1999).

IVY LEAGUE PRESEASON POLL

► The Ivy League preseason poll was announced Feb. 18 with Columbia pitted as the unanimous favorite following a vote of 16 pollsters, comprised of two representatives from each of the eight Ivy League programs.

► Penn finished right behind Columbia in second place, serving as the lone other Ancient Eight program to receive over 100 points. Cornell was tabbed third while Princeton was selected to finish fourth, rounding out the projected field for the second annual Ivy League Tournament, which will be held at the site of this year's regular-season champion.

► Rounding out the poll was Yale (69 points), Harvard (59 points), Dartmouth (30 points), and Brown (21 points).

► Cornell's third-place projection is the program's highest preseason ranking in the annual Ivy League's preseason poll since its inception before the 2018 season.

QUATRANI HONORED BY D1BASEBALL

► Sophomore catcher **MARK QUATRANI** was honored by D1Baseball.com with preseason honors on Jan. 28, being selected as one of the nation's top 50 Division I catchers heading into the 2025 season.

► Fresh off being named the Ivy League's Rookie of the Year in 2024, Quatrani came in ranked at No. 39 on the list after posting a .362 batting average in his first year with the Big Red. Paired with his batting average, Quatrani led the team in numerous batting categories, including home runs (11), RBI (43), slugging percentage (7.14) and OPS (1.206).

► Among the 50 players named to the preseason list, Quatrani was the only representative from the Ivy League and was just one of 12 sophomores honored, three of which were redshirt sophomores. Quatrani was one of 18 non-Power Four catchers named to the list.

► Of the 49 players who have at least one season of college baseball under their belts, Quatrani had the highest OPS (1.206) of any player named on the list. His figure was 31 points higher than Virginia graduate student Jacob Ference (1.175).

► Quatrani also had the third-highest batting average of those named to D1Baseball's list (.362), trailing Bowling Green sophomore Garrett Wright (.380) and Oklahoma junior Easton Carmichael (.366).

ALL-IVY AWARDS

► Last season, current seniors **MAX JENSEN** and **JOHN QUINLAN** were unanimously voted First Team All-Ivy last season, while current sophomore catcher **MARK QUATRANI** was also voted a first-team selection along with being tabbed the conference's Rookie of the Year.

► Quatrani's Rookie of the Year award signified just the third time in program history that a Cornell player was honored with been tabbed the conference's top newcomer. Only infielder **BILL WALKENBACH** (1995) and pitcher **KELLON URBON** (2012) were the previous Big Red players to receive the honor.

► The trio of First Team All-Ivy selections signified the fifth time (1969, 1971, 1977, 1982, 2024) Cornell had at least three first-team all-league players since 1960. **MIKE BRANCA** (first base), **MARLIN McPHAIL** (second base), **JOHN DeMAYO** (outfield), and **GREG MYERS** (pitcher) all received First Team All-EIBL honors in 1982, the last time Cornell had three first-team selections.

CORNELL RECORD BOOK

TOP BATTING AVG. BY FRESHMAN *(Min. 80 ABs)*
Cornell Program History

PLAYER	SEASON	AB	H	AVG
Brian Billigen	2009	114	46	.404
Terry Birrer	1982	116	44	.379
► Mark Quatrani	2024	105	38	.366
Bill Walkenbach	1995	146	53	.3630
Andrew Luria	1999	113	41	.3628

IVY PRESEASON POLL

2025 IVY LEAGUE PRESEASON POLL
Two Votes Per Program

SCHOOL <i>(First-Place Votes)</i>	POINTS
1. Columbia (16)	128
2. Penn	101
► 3. Cornell	88
4. Princeton	80
5. Yale	69
6. Harvard	59
7. Dartmouth	30
8. Brown	21

NCAA LEADERS

D1BASEBALL.COM TOP 50 CATCHERS
List of Non-Power Four Catchers

RK	PLAYER	SCHOOL	YEAR
2.	Caden Bodine	Coastal Carolina	Jr.
4.	Grant Jay	Dallas Baptist	Jr.
6.	Ike Irish	Troy	Jr.
11.	Jose Torres	Louisiana	Sr.
13.	Owen Carapellotti	Georgetown	Sr.
14.	Boston Smith	Wright State	Sr.
25.	Mac Moise	FGCU	R-Sr.
26.	Garrett Wright	Bowling Green	So.
27.	Frankie Ferrentino	Merrimack	Jr.
31.	Jackson Bessette	Ill.-Chicago	Jr.
34.	Zak Skinner	Lamar	Sr.
35.	Emi Gonzalez	UC San Diego	R-Sr.
► 39.	Mark Quatrani	Cornell	So.
41.	Ethan Swidler	Lafayette	Jr.
43.	Andy Schuldt	Campbell	R-So.
48.	Parker Airhart	UT Arlington	Sr.
49.	Cole Campbell	NJIT	R-So.
50.	Tyler Howard	Portland	Jr.

IVY WEEKLY HONORS

DATE	AWARD	PLAYER (SCHOOL)
Feb. 24	Player	Kevin Hager (Cornell)
	Pitcher	Carson Mayfield (Cornell)
	Rookie	Sebastian Haggard (Penn)
March 3	Player	Max Jensen (Cornell)
	Pitcher	Sean Episcopo (Princeton)
	Rookie	Jack Ohman (Yale)
March 10	Player	Alec Atkinson (Yale)
	Pitcher	Carson Mayfield (Cornell)
	Rookie	Jack Ohman (Yale)
March 17	Player	Ryan Porter (Cornell)
	Pitcher	Sean Episcopo (Princeton)
	Rookie	Jack Dauer (Yale)
March 24	Player	Cole Fellows (Columbia)
	Pitcher	Jack Ohman (Yale)
	Rookie	Christian Butera (Brown)
March 31	Player	Ethan Brown (Dartmouth)
	Pitcher	Jack Ohman (Yale)
	Rookie	Jack Dauer (Yale)
April 7	Player	Gio Colasante (Harvard)
	Pitcher	Thomas Shurtleff (Penn)
	Rookie	Jack Ohman (Yale)
April 15	Player	Gavin Collins (Penn)
	Pitcher	Truman Pauley (Harvard)
	Rookie	Jack Ohman (Yale)

STANDINGS AND SCHEDULES

as of 4/14/25					IVY LEAGUE					OVERALL			
OPPONENT	W-L	PCT	GB	STREAK	W-L	PCT	STREAK	HOME	AWAY	NEUTRAL	RPI		
Penn	10-2	.833	—	W8	16-12	.571	W9	7-3	9-9	0-0	155		
Yale	8-4	.667	2.0	L1	20-10	.667	L1	11-4	9-6	0-0	167		
Columbia	8-4	.667	2.0	W1	14-16	.467	W1	6-1	8-15	0-0	150		
Princeton	5-6	.455	4.5	L1	8-23	.258	L1	4-2	4-19	0-2	282		
Cornell	5-7	.417	5.0	L4	10-13	.435	L4	2-4	8-7	0-2	184		
Dartmouth	5-7	.417	5.0	L2	6-18	.250	L2	5-3	1-15	0-0	291		
Harvard	3-8	.273	6.5	W1	5-21	.192	W1	2-1	2-14	1-6	284		
Brown	3-9	.250	7.0	W2	7-20	.259	W2	4-4	3-16	0-0	288		

PAST WEEK'S RESULTS

Wednesday, April 9

Boston College 12, Dartmouth 2 (8 inn.)
Columbia 7, Fordham 3
Holy Cross 4, Yale 1
Monmouth 13, Princeton 3 (7 inn.)

Friday, April 11

Dartmouth 5, Brown 4
Brown 4, Dartmouth 1
Princeton 1, Harvard 0
Harvard 3, Princeton 2
Yale 7-3, Columbia 3-0

Saturday, April 12

Brown 3, Dartmouth 2

THIS WEEK'S SCHEDULE

Saturday, April 19

All games are scheduled doubleheaders
Cornell at Harvard, 11:30 a.m.
Dartmouth at Columbia, 11:30 a.m.
Yale at Penn, 11:30 a.m.
Brown at Princeton, 11:30 a.m.

OVERALL

Sunday, April 13

Penn 4-9, Cornell 3-4
Columbia 6, Yale 3
Princeton at Harvard, ppd.

Monday, April 14

Penn 16, Cornell 1

PAST WEEK'S RESULTS

Tuesday, April 15

Cornell at Binghamton, 6:30
Stonehill at Harvard, 3:00
Yale at Quinnipiac, 3:00
Fairfield at Columbia, 3:30

THIS WEEK'S SCHEDULE

Sunday, April 20

Cornell at Harvard, 12:00
Dartmouth at Columbia, 12:00
Yale at Penn, 12:00
Brown at Princeton, 12:00

ONE LAST GO-AROUND

► A staple of the Big Red baseball program since 1991, Cornell baseball associate head coach **TOM FORD** announced Dec. 19 that the 2025 season — his 35th with Cornell baseball — will serve as his final year on the Big Red coaching staff.

► "It has been a privilege to work with the Cornell baseball program for as long as I have. The experience has been rewarding for so many reasons. Having said that, I will be retiring after the spring season," Ford said. "For years, my family has been so supportive and have always planned their schedule around mine. It is time for me to plan my schedule around them.

► "It has been an honor to coach a group of such outstanding young men. I want to express my sincere appreciation to the players. I can't put into words how much they have meant to me. There are so many great memories and relationships built that I will never forget. I hope they got as much out of this program as I did. I also want to thank the alums and donors who keep this program alive. Your loyalty is remarkable and helps a great deal. Please realize that the program is in great hands with Coach Pepicelli, and only great things are yet to come. I've been very fortunate to work with a group of outstanding coaches whose guidance and friendship are much appreciated. Also, thank you to all the support staff who have assisted with the program.

► "For now, it's business as usual. Let's have a great 2025 season."

► Across Ford's 34 years on Cornell's coaching staff, he has coached 128 All-Ivy honorees, including 30 first-team and 44 second-team selections. He has also been on staff for all three Ivy League Rookies of the Year, including last year's winner **MARK QUATRANI**.

► "Tom has been a tremendous representative of our program," stated **DAN PEPICELLI**, who is entering his 10th season as the Ted Thoren Head Coach of Cornell Baseball. "Nobody has been more committed than Coach Ford to developing our guys into better players and men. He has been an absolute rock of stability and wisdom in our program. I have relied on him for so much guidance and valued our relationship. We will miss him after this season."

ARE CORNELL STUDENT-ATHLETES ON SCHOLARSHIP?

► The quick and easy answer: No. Every Cornell student-athlete is awarded need-based financial aid, just like every other student at the University — with the package including student loans and grants.

► The original Ivy League agreement, established in 1954, was to improve and foster intercollegiate athletics while emphasizing such competition in harmony with the institutions' educational purposes.

► The Ivy League is nationally recognized for its success — absent of athletic scholarships — while rigorously maintaining its self-imposed high academic standards.

► Given the current national pressures on intercollegiate success and the ever-changing landscape of collegiate athletics, the Ivy League has demonstrated a rare willingness and ability to abide by these rules and still compete successfully in Division I athletics.

C

AT

B

SERIES HISTORY

CORNELL LEADS, 28-19-1

Ithaca, N.Y. (Booth Field):14-12-1 (0-0)

Vestal, N.Y. (Bearcats Baseball Stadium):14-7 (3-2)

Neutral Sites:0-0

Under Dan Pepicelli:9-4-1

SCORING RECORDS

CORNELL

Ithaca:13

COR, 13-7 (4/18/1985)

Vestal:13

COR, 13-7 (5/1/2024)

Neutral Site:N/A

BINGHAMTON

Ithaca:13, (2x)

Last: BING, 13-5 (4/6/2004)

Vestal:11

BING, 11-1 (5/2/2018)

Neutral Site:N/A

GAME-BY-GAME RESULTS

DATE	SITE	SCORE
4/13/1984	Vestal, N.Y.	W, 6-2 (7 inn.)
4/13/1984	Vestal, N.Y.	W, 3-1 (7 inn.)
4/18/1985	Ithaca, N.Y.	W, 13-7
4/18/1986	Vestal, N.Y.	W, 6-3 (7 inn.)
4/18/1986	Vestal, N.Y.	L, 2-4 (7 inn.)
4/22/1988	Vestal, N.Y.	L, 6-7 (9 inn.)
4/22/1988	Vestal, N.Y.	W, 8-0 (7 inn.)
5/4/1989	Ithaca, N.Y.	W, 5-2
4/18/1991	Ithaca, N.Y.	W, 7-6
4/14/1999	Ithaca, N.Y.	W, 12-7 (7 inn.)
4/14/1999	Ithaca, N.Y.	W, 8-4 (7 inn.)
4/10/2001	Ithaca, N.Y.	L, 8-13 (7 inn.)
4/10/2001	Ithaca, N.Y.	L, 3-10 (7 inn.)
4/9/2002	Vestal, N.Y.	W, 6-5 (7 inn.)
4/9/2002	Vestal, N.Y.	W, 9-1 (7 inn.)
4/10/2003	Ithaca, N.Y.	W, 12-6
4/6/2004	Ithaca, N.Y.	L, 5-13 (7 inn.)
4/6/2004	Ithaca, N.Y.	L, 3-11 (6 inn.)
4/6/2005	Ithaca, N.Y.	W, 3-2 (7 inn.)
4/6/2005	Ithaca, N.Y.	L, 2-11 (7 inn.)
4/5/2006	Vestal, N.Y.	L, 3-8
4/10/2007	Ithaca, N.Y.	W, 3-0
4/8/2009	Ithaca, N.Y.	W, 3-1
3/16/2010	Ithaca, N.Y.	L, 3-5 (7 inn.)
3/16/2010	Ithaca, N.Y.	W, 7-2 (7 inn.)
4/6/2010	Ithaca, N.Y.	L, 9-10 (12 inn.)
4/28/2010	Vestal, N.Y.	W, 12-8
4/11/2012	Ithaca, N.Y.	L, 4-6
4/25/2012	Ithaca, N.Y.	W, 9-5
4/23/2013	Vestal, N.Y.	L, 5-6
4/9/2014	Vestal, N.Y.	W, 6-1
4/17/2014	Ithaca, N.Y.	L, 0-7
4/22/2014	Ithaca, N.Y.	L, 6-8
4/7/2015	Ithaca, N.Y.	L, 3-7
4/13/2016	Ithaca, N.Y.	W, 3-2
4/12/2017	Ithaca, N.Y.	W, 6-4
4/26/2017	Vestal, N.Y.	W, 10-2
4/10/2018	Ithaca, N.Y.	T, 5-5 (9.5 inn.)
4/24/2018	Vestal, N.Y.	W, 12-3
5/2/2018	Vestal, N.Y.	L, 1-11
4/9/2019	Ithaca, N.Y.	L, 4-8
5/1/2019	Vestal, N.Y.	W, 5-2
4/12/2022	Vestal, N.Y.	L, 3-5
4/20/2022	Ithaca, N.Y.	W, 10-9 (10 inn.)
5/3/2022	Vestal, N.Y.	W, 10-8
4/11/2023	Vestal, N.Y.	L, 0-6
4/16/2024	Vestal, N.Y.	W, 9-7
5/1/2024	Vestal, N.Y.	W, 13-7

17 | 2025 BIG RED BASEBALL

SCOUTING BINGHAMTON

► Binghamton enters tonight's contest with a 14-17 overall record and 5-7 mark in America East play, currently tied with UMass Lowell for fifth in the seven-team conference.

► The Bearcats, who are in the midst of their seven-game homestand, are coming off being swept by conference rival Bryant at the Bearcats Baseball Stadium this past weekend, suffering setbacks of 7-6, 12-4, and 6-5. Dating back to March 29, Binghamton has dropped seven of its last eight contests.

► Boasting four players with at least .348 batting averages, including the averages posted by Zach Rogacki (.368) and Matt Bolton (.365), Binghamton was one of 37 Division I baseball programs to enter Monday's action having multiple players with at least .365 batting averages. High Point leads the nation with five players having at least a .365 clip this season.

► Pitching has struggled for Binghamton this season as the Bearcats own a team ERA of 7.00 through 250.2 innings of work. In America East play, the Bearcats have a 8.54 ERA across 91.2 innings, a WHIP of 1.82, and opponents are hitting .327 off Binghamton hurlers.

40 YEARS, 55 MILES, 48 MEETINGS

► Cornell and Binghamton will be meeting for the 49th time in program history this evening. The Big Red owns the series lead 28-19-1 and has won five of the last seven in the series, dating back to its 5-2 victory on May 1, 2019.

► A win tonight would mark the Big Red's first time winning three consecutive games against Binghamton since logging wins of 3-2 (April 13, 2016), 6-4 (April 12, 2017), and 10-2 (April 26, 2017). The trio of victories were the first of five straight contests that Cornell did not have a loss against the Bearcats as the teams played to a 5-5 tie on April 10, 2018, in Ithaca before the Big Red prevailed two weeks later, 12-3, on April 24.

► Cornell swept last year's series against Binghamton, posting a come-from-behind 9-7 victory on April 16, sparked by then-junior outfielder **KYLE MUSSER**'s go-ahead, three-run home run while the Big Red was down to its final strike. Musser's home run was the first of his collegiate career.

► Musser's three-run blast was the last of seven unanswered runs scored by the Big Red, avenging a 7-2 deficit heading into the seventh inning. Then-junior outfielder **JOHN QUINLAN** ignited Cornell's four-run ninth with a leadoff home run, which was deposited into the Bearcats' right-field bullpen. **STORY KIMURA** '24 earned his first collegiate victory, hurling two scoreless innings of relief. Six Cornell pitchers combined to register 12 strikeouts, highlighted by then-freshman left-handed pitcher **NATHANIEL JENNEWEIN** fanning a team-high five Bearcats hitters in his two-inning start.

► Two weeks later, Cornell returned to Vestal and the Big Red plated 10 unanswered runs between the fifth and ninth innings, turning its 4-3 deficit into a 13-7 victory and ensuring Cornell of the regular-season series sweep for the first time since 2017. Cornell's first five hitters combined for 10 of its 13 base hits, collectively going 10-for-21 with three doubles, a triple, and three home runs.

CORNELL VS. BINGHAMTON

PLAYER	GP	GS	AB	R	H	2B	3B	HR	RBI	BB	HBP	SO	SF	SH	SB	AVG	OBP	SLG
Mark Quatrani	2	2	8	3	4	0	0	1	3	2	0	2	0	0	0	.500	.600	.875
John Quinlan	5	3	13	5	5	1	1	1	3	4	0	3	0	0	2	.385	.529	.846
Max Jensen	6	6	24	6	8	1	0	1	10	2	2	3	2	0	1	.333	.400	.500
Owen Carlson	2	2	10	2	3	0	0	1	2	0	0	2	0	0	0	.300	.300	.600
Luke Johnson	2	2	8	2	2	0	0	0	1	1	0	2	0	0	0	.250	.333	.250
Kevin Hager	1	1	4	1	1	0	0	0	0	1	0	1	0	0	1	.250	.400	.250
Kyle Musser	2	2	9	2	2	0	0	1	4	1	0	2	1	0	0	.222	.273	.556
Ryan Porter	4	4	16	4	3	1	0	1	3	1	0	8	0	0	0	.188	.235	.438
Jakobi Davis	2	2	4	0	0	0	0	0	0	1	0	0	0	0	0	.000	.200	.000
TJ Swidorski	1	1	4	1	0	0	0	0	0	1	0	3	0	0	0	.000	.200	.000
Caden Wildman	2	1	7	0	0	0	0	0	0	1	0	3	0	0	0	.000	.125	.000
TOTALS	29	26	107	26	28	3	1	6	26	15	2	29	3	0	4	.262	.354	.477

PLAYER	W-L	ERA	APP	GS	CG	SHO	SV	IP	H	R	ER	BB	SO	AVG	WP	HP	BK	SF	SH
William Jaun	0-0	0.00	2	0	0	0	0	3.0	1	0	0	2	2	.100	1	0	0	0	0
Nathaniel Jennewein	0-0	0.00	2	1	0	0	0	3.0	1	0	0	3	6	.100	1	1	0	0	0
Josh Shea	0-0	0.00	2	0	0	0	0	2.0	2	0	0	0	1	.250	0	0	0	0	0
Ryan Porter	0-0	4.50	2	0	0	0	0	2.0	2	1	1	1	3	.333	0	0	0	1	1
Chris Ellison	0-0	6.75	4	0	0	0	0	4.0	2	3	3	3	2	.143	0	0	0	0	0
Beck Urofsky	0-1	15.00	2	2	0	0	0	3.0	5	5	5	3	2	.357	0	1	0	0	0
John Gerfen	0-0	18.00	3	0	0	0	0	3.0	7	7	6	4	5	.412	0	0	0	0	0
TOTALS	0-1	7.20	17	3	0	0	0	20.0	20	16	15	16	21	.253	2	2	0	1	1

CORNELL GAME NOTES | GAME NO. 24 AT BINGHAMTON

BOOTH FIELD



► After spending over 100-plus years at Hoy Field, Cornell's legendary, and storied, on-campus field, the Cornell baseball team officially moved to Booth Field, the program's brand-new, \$17.5 million off-campus facility on Friday, April 21, 2023.

► Booth Field is named in honor of former Cornell pitcher **RICH BOOTH** '82, who has shown "extraordinary leadership and generosity — much of its anonymous — over the last four decades."

► The facility features many state-of-the-art amenities for the Cornell baseball team, including a 1500-square foot team room and lounge, 1500-square foot locker room, and a 7000-square foot indoor area for batting cages and pitching mounds. A nutrition station, Hall of Fame area, and a coaches room is included at the facility, which was completed this past summer.

YEAR-BY-YEAR RESULTS

SEASON	RECORD	W%	RF	RA	+/-
2023	1-5	.167	31	48	-17
2024	7-5	.583	86	92	-6
2025	2-4	.333	34	50	-16
TOTALS	10-14	.417	151	190	-39

BOOTH FIELD FIRSTS (ALL INSTANCES OCCURRED ON 4/21/23 UNLESS DENOTED)

GAME: Friday, April 21, 2023 (Princeton 11, Cornell 8)
CORNELL WIN: April 28, 2023 (Game 2)
 Cornell 11, Penn 9
ATTENDANCE: 397
TIME OF GAME | TEMPERATURE: 2:21 | 84°F
FIRST PITCH: 3:33 p.m. by Spencer Edwards, Cornell; fastball, ball
BATTER: Matt Scannell, Princeton (homered)
PLATE UMPIRE: Mike Lum
HIT: Home run by Matt Scannell, 1st inning, none on
RUN: Matt Scannell, Princeton (homered)
SINGLE: Brendan Cumming, Princeton, 1st inning
DOUBLE: Max Jensen, Cornell, 1st inning
TRIPLE: Jakobi Davis, Cornell, 2nd inning
FIRST RBI: Matt Scannell, Princeton, 1st inning (homered)
HOME RUN: Matt Scannell, Princeton, (1st inning off Spencer Edwards)

CORNELL HOME RUN: Sam Kaplan (two-run), 5th inning, off Princeton's Jackson Emus
TWO-RUN HOME RUN: Kyle Vinci, Princeton, (4th inning off Spencer Edwards)
CORNELL TWO-RUN HOME RUN: Sam Kaplan, 5th inning, off Princeton's Jackson Emus
THREE-RUN HOME RUN: Kyle Vinci, Princeton, (7th inning off Carson Mayfield)
CORNELL THREE-RUN HOME RUN: Joe Hollerbach, (4/28/23, 3rd inning, off Penn's Cole Zaffiro)
GRAND SLAM: Kyle Vinci, Princeton, 4/8/23, (7th inning off Von Baker)
CORNELL GRAND SLAM: Nathan Waugh, 3/30/24, (2nd inning, off Dartmouth's Marco Dumsky)
PINCH-HIT HOME RUN: Never happened
INSIDE-THE-PARK HOME RUN: Never happened
WINNING PITCHER: Jackson Emus, Princeton (starter)
LOSING PITCHER: Spencer Edwards, Cornell (starter)
SAVE: Jacob Faulkner, Princeton

PUTOUT: Matt Barnhorst, Cornell (first out of 6-4-3 DP)
ASSIST: Ryan Porter, Cornell (GIDP to shortstop)
ERROR: Noah Granet, Princeton, fielding
CG SHUTOUT: Tom Chmielewski, Princeton, 4/8/23
9-INNING CG SHO: Has not happened
WALK: Cornell's John Quinlan by Princeton's Jackson Emus, 1st inning
STRIKEOUT: Princeton's Kyle Vinci by Cornell's Spencer Edwards, 1st inning
STOLEN BASE: Scott Bandura, Princeton, 4th inning
DOUBLE PLAY: Porter-Barnhorst-Jensen, Cornell, 1st inn.
TRIPLE PLAY: Has not happened
BALK: Noah Keller, Cornell, 3/30/24 (G2), vs. Dartmouth
ONE-HITTER: Has not happened
NO-HITTER: Has not happened
EXTRA-INNING GAME: 4/20/24 (G2) vs. Yale (W, 10-9 — 10 inn.)



DAN PEPICELLI

10TH SEASON AT CORNELL

Years in Role: 10th Season as Head Coach

College: SUNY Cortland '90

Coaching Location: Dugout

DAN PEPICELLI, the Ted Thoren Head Coach of Cornell Baseball, was named the 17th head coach in Cornell baseball history on Aug. 10, 2015, and is entering his 10th season at the helm of the Cornell baseball program.

Pepicelli's 111 wins as the Big Red's head coach stand as the fourth-most in program history, trailing **TED THOREN** (515), **TOM FORD** (264), and **BILL WALKENBACH** (130).

Under Pepicelli's tutelage, Cornell has produced 25 All-Ivy League selections — including eight First Team and eight Second Team selections. Four Big Red players have also been selected in the Major League Baseball Amateur Draft.

Before his arrival on East Hill, Pepicelli spent six seasons at Clemson where he had three coaching titles during his six-year stay. The final three years with the Tigers were as the associate head coach.

He became the Tigers' first pitching coach to lead a staff to Omaha in his first season with the squad. That year, Clemson's pitching staff posted the first of four consecutive seasons with a sub-4.00 ERA. Pepicelli recruited and developed Matt Crownover, who earned freshman All-America accolades in 2013 and ACC Pitcher of the Year honors in 2015, and was instrumental in assembling *Baseball America's* ninth-ranked recruiting class in 2015. Ten Clemson pitchers were selected in the Major League Baseball Amateur Draft in Pepicelli's tenure at Clemson.

By joining the Big Red, Pepicelli returned home to upstate New York, where he previously had 11 years of head coaching experience at the Division III level between St. John Fisher and Hartwick.

After serving as an assistant coach for three seasons at Hartwick, Pepicelli was promoted to head coach for the 1999 season. Following his two-year tenure at Hartwick, Pepicelli was head coach and assistant athletic director at St. John Fisher for nine seasons (2001-09). Pepicelli was a two-time Empire 8 Coach of the Year (2001, 2007), with the latter coming when the Cardinals advanced to the NCAA Division III College World Series for the first time in program history.

Pepicelli's teams at St. John Fisher had winning records in each of his last seven seasons. His team garnered national recognition for sportsmanship in 2008 after a line-drive foul ball struck the opposing team's third-base coach in the head during the ninth inning of the play-in game of the 2008 ECAC Upstate Championship. Despite the fact the Cardinals were trailing, Pepicelli and the Cardinals elected to concede the game, ending any hope of clinching a berth an NCAA Tournament berth. The Committee on Sportsmanship and Ethical Conduct presented Pepicelli's team with the NCAA All-Divisions Sportsmanship Award.

Along with being the baseball coach at St. John Fisher, Pepicelli was the head strength and conditioning coach where he spent three years on the NCAA Competitive Safeguards Committee. He is a certified strength and conditioning specialist and is a member of the National Strength & Conditioning Association.

A native of Schenectady, N.Y., Pepicelli is married to the former Robyn Molloy, who played for and served as an assistant coach with the Syracuse women's soccer team. The couple has a daughter, Mia, and a son, Owen.

24

PEPICELLI'S FILE

COACHING EXPERIENCE

1988	Mohawk Valley CC (Volunteer Assistant)
1996-98	Hartwick (Assistant Coach)
1999-2000	Hartwick (Head Coach)
2001-09	St. John Fisher (Head Coach)
2010	Clemson (Assistant Coach)
2011-12	Clemson (Assistant Head Coach)
2013-15	Clemson (Associate Head Coach)
2016-Pres.	Cornell (Head Coach)

PLAYING EXPERIENCE

1986-87	Mohawk Valley Community College
1990	SUNY Cortland
1991	SUNY Oneonta

EDUCATION

SUNY Cortland

B.S., Economics and Management Science, 1990

COACHING CAREER

SEASON	RECORD	W%	CONF.	W%
HARTWICK (1999-2000)				
1999	9-22	.290	—	—
2000	12-18	.400	3-3	.500
TOTALS	21-40	.344	3-3	.500
ST. JOHN FISHER (2001-09)				
2001	19-14	.576	6-2	.750
2002	15-19	.441	3-3	.500
2003	16-16	.500	4-4	.500
2004	27-14	.659	4-4	.500
2005	22-15	.595	5-3	.625
2006	26-15	.634	9-7	.563
2007	28-13	.683	7-5	.583
2008	25-14-2	.634	9-7	.563
2009	22-17	.564	8-8	.500
TOTAL	200-137-2	.593	55-43	.561
CORNELL (2016-PRES.)				
2016	14-24	.368	7-13	.350
2017	21-17	.553	9-11	.450
2018	14-22-1	.392	9-12	.429
2019	14-24	.368	8-13	.381
2020	1-8	.111	—	—
2021	— NO SEASON (COVID-19 PANDEMIC) —			
2022	11-25	.306	5-16	.238
2023	9-26	.257	8-13	.381
2024	17-21	.447	11-10	.524
2025	10-13	.435	5-7	.417
TOTALS	111-180-1	.382	62-94	.397
OVERALL	332-357-3	.482	120-140	.462



#14

TOM FORD

ASSOCIATE HEAD COACH
35TH SEASON AT CORNELL



#27

JOHN TOPPA

ASSISTANT COACH
3RD SEASON AT CORNELL



#35

ROBBY FARIS

ASSISTANT COACH
1ST SEASON AT CORNELL

2025 INDIVIDUAL AND TEAM GAME HIGHS

INDIVIDUAL GAME HIGHS

BATTING

At-Bats	6, (6x), Last: Kevin Hager, Ryan Porter & John Quinlan, at Yale (3/22/25 - G1)
Runs Scored	4, Caden Wildman, at UMBC (3/15/25 - G2)
Hits	4, Ryan Porter, at Towson (3/15/25 - G2)
Runs Batted In	8, Ryan Porter, at Towson (3/15/25 - G2)
Doubles	2, (2x), Last: Kevin Hager, vs. Penn (4/13/25 - G1)
Triples	1, (4x), Last: Owen Carlson, vs. Brown (3/29/25 - G2)
Home Runs	2, (2x), Last: Ryan Porter, at Towson (3/15/25 - G2)
Walks Drawn	3, (2x), Last: John Quinlan, vs. Brown (3/29/25 - G1)
Strikeouts	4, (2x), Last: John Quinlan, vs. Penn (4/13/25 - G1)
Sacrifice Bunts	1, (5x), Last: Caden Wildman, at Yale (3/22/25 - G2)
Sacrifice Flies	1, (11x), Last: Kevin Hager, at Columbia (4/5/25)
Stolen Bases	2, (2x), Last: John Quinlan & Jakobi Davis, vs. Brown (3/29/25 - G1)
Hit by Pitches	2, (3x), Last: Mark Quatrani, at Towson (3/15/25 - G2)
Caught Stealing	1, (6x), Last: Ryan Porter, vs. Penn (4/13/25 - G1)

PITCHING

Innings Pitched	7.2, Huxley Holcombe, at Columbia (4/4/25 - G2)
Hits Allowed	9, Carson Mayfield, at Columbia (4/4/25 - G1)
Runs Allowed	10, Huxley Holcombe, at #17 Duke (2/23/25)
Earned Runs	10, Huxley Holcombe, at #17 Duke (2/23/25)
Walks Issued	6, (2x), Last: Chris Ellison, at Towson (3/16/25)
Strikeouts	8, Carson Mayfield, vs. Penn (4/13/25 - G1)
Doubles Allowed	3, (2x), Last: Ethan Van Sice, vs. Penn (4/14/25)
Triples Allowed	1, (7x), Last: Sam Keene, vs. Penn (4/14/25)
HR Allowed	3, Carson Mayfield, at UMBC (3/1/25 - G1)
Wild Pitches	3, (2x), Last: Huxley Holcombe, vs. Penn (4/13/25 - G2)
Hit Batsmen	3, (4x), Last: Sam Keene, vs. Penn (4/14/25)

FIELDING

Putouts	13, Kyle Musser, vs. Penn (4/13/25 - G2)
Assists	6, (2x), Last: Kevin Hager, at Yale (3/22/25 - G1)
Errors	1, (20x), Last: Kevin Hager & John Quinlan, vs. Penn (4/14/25)
Passed Balls	2, Mark Quatrani, at Yale (3/23/25)

TEAM GAME HIGHS

BATTING

At-Bats	46, at Yale (3/22/25 - G1)
Runs Scored	18, at Towson (3/15/25 - G2)
Hits	20, at Towson (3/15/25 - G2)
Runs Batted In	15, (2x), Last: at Towson (3/15/25 - G2)
Doubles	4, (7x), Last: vs. Penn (4/13/25 - G1)
Triples	1, (4x), Last: vs. Brown (3/29/25 - G2)
Home Runs	4, at Towson (3/15/25 - G2)
Walks Drawn	11, at UMBC (3/1/25 - G2)
Strikeouts	13, vs. UAB (3/8/25)
Sacrifice Bunts	1, (5x), Last: at Yale (3/22/25 - G2)
Sacrifice Flies	2, (2x), Last: vs. Brown (3/29/25 - G2)
Stolen Bases	5, (2x), Last: vs. Brown (3/29/25 - G1)
Hit by Pitches	4, (2x), Last: at Columbia (4/4/25 - G2)
Caught Stealing	1, (6x), Last: vs. Penn (4/13/25 - G1)
Hit into Double Plays	4, at Columbia (4/4/25 - G1)
Runners Left on Base	15, at Yale (3/22/25 - G1)

PITCHING

Innings Pitched	10.0, (2x), Last: at Yale (3/22/25 - G1)
Hits Allowed	17, vs. Penn (4/14/25)
Runs Allowed	18, at #17 Duke (2/23/25)
Earned Runs	18, at #17 Duke (2/23/25)
Walks Issued	15, at #17 Duke (2/22/25)
Strikeouts	11, at UMBC (3/1/25 - G1)
Doubles Allowed	5, vs. Penn (4/14/25)
Triples Allowed	2, (2x), Last: vs. Brown (3/28/25)
Home Runs Allowed	5, at UMBC (3/1/25 - G1)
Wild Pitches	5, vs. Penn (4/13/25 - G2)
Hit Batsmen	4, (3x), Last: at Yale (3/22/25 - G1)

FIELDING

Putouts	30, (2x), Last: at Yale (3/22/25 - G1)
Assists	17, at Yale (3/22/25 - G1)
Errors	2, (6x), Last: vs. Penn (4/14/25)
Passed Balls	2, at Yale (3/23/25)
Double Plays Turned	3, vs. Penn (4/14/25)

2025 CORNELL BASEBALL JERSEY TRACKER



GRAY

Home: 0-0
Road: 5-2
Neutral: 0-1



RED

Home: 2-1
Road: 2-1
Neutral: 0-1



BLACK

Home: 0-3
Road: 1-4
Neutral: 0-0

Date	Opponent	Result
2/21	at Duke	W, 11-8
3/7	vs. Michigan State	L, 2-3
3/15 (G1)	at Towson	L, 5-6
3/15 (G2)	at Towson	W, 18-7 (8 inn.)
3/22 (G1)	at Yale	W, 13-12 (10 inn.)
3/22 (G2)	at Yale	W, 7-4
4/4 (G1)	at Columbia	L, 1-10
4/4 (G2)	at Columbia	W, 7-3

Date	Opponent	Result
2/22	at Duke	L, 2-16
3/1 (G1)	at UMBC	W, 8-7 (10 inn.)
3/1 (G2)	at UMBC	W, 16-13 (7 inn.)
3/8	vs. UAB	L, 12-13
3/29 (G1)	vs. Brown	W, 9-6
3/29 (G2)	vs. Brown	W, 13-10 (7 inn.)
4/14	vs. Penn	L, 1-16

Date	Opponent	Result
2/23	at Duke	L, 1-18
3/9	at Winthrop	L, 4-10
3/16	at Towson	W, 8-5
3/23	at Yale	L, 3-9
3/28	vs. Brown	L, 4-5
4/5	at Columbia	L, 9-13
4/13 (G1)	vs. Penn	L, 3-4
4/13 (G2)	vs. Penn	L, 4-9

A CORNELL TEAM SCORED...

10+ Runs in a Game (6 games)	13, vs. Brown (3/29/2025 - G2 - W, 13-10 - 7 inn.)
15+ Runs in a Game (13 games)	18, at Towson (3/15/2025 - G2 - W, 18-7 - 8 inn.)
20+ Runs in a Game (234 games)	27, at Towson (4/5/2017 - W, 27-14)
25+ Runs in a Game (234 games)	27, at Towson (4/5/2017 - W, 27-14)
30+ Runs in a Game (3,563 games)	44, vs. Union (4/24/1897 - W, 44-5)
5+ Runs in an Inning (6 games)	5, vs. Brown (3/29/2025 - G2 - B1 - W, 13-10 - 7 inn.)
6+ Runs in an Inning (13 games)	7, at Towson (3/15/2025 - G2 - T6 - W, 18-7 - 8 inn.)
7+ Runs in an Inning (13 games)	7, at Towson (3/15/2025 - G2 - T6 - W, 18-7 - 8 inn.)
8+ Runs in an Inning (18 games)	8, at UMBC (3/1/2025 - G2 - T3 - W, 16-13 - 7 inn.)
9+ Runs in an Inning (476 games)	12, at Harvard (4/10/2011 - G2 - T2 - W, 18-5)
10+ Runs in an Inning (476 games)	12, at Harvard (4/10/2011 - G2 - T2 - W, 18-5)
11+ Runs in an Inning (476 games)	12, at Harvard (4/10/2011 - G2 - T2 - W, 18-5)
12+ Runs in an Inning (476 games)	12, at Harvard (4/10/2011 - G2 - T2 - W, 18-5)
13+ Runs in an Inning (1,694 games)	13, at New Orleans (3/4/1981 - G2 - T6 - L, 18-25 - 7 inn.)
14+ Runs in an Inning (3,563 games)	15, vs. Union (4/24/1897 - B2 - W, 44-5)
15+ Runs in an Inning (3,563 games)	15, vs. Union (4/24/1897 - B2 - W, 44-5)
10+ Runs in Consecutive Games (38 games)	18, at Penn (4/13/2024 - G2 - W, 18-11) 11, at Penn (4/14/2024 - W, 11-9)
10+ Runs in 3+ Straight Games (361 games)	15, at JMU (3/15/2014 - G1 - L, 15-16) 17, at JMU (3/15/2014 - G2 - W, 17-8) 14, at JMU (3/16/2014 - W, 14-8 - 10 inn.)
10+ Runs in 4+ Straight Games (3,445 games)	16, at Virginia (4/7/1902 - W, 16-10) 10, at Navy (4/9/1902 - W, 10-6) 11, vs. Rochester (4/12/1902 - W, 11-1) 12, vs. Niagara (4/19/1902 - W, 12-4) 10, vs. Columbia (4/26/1902 - W, 10-7)
15+ Runs in Consecutive Games (362 games)	15, at JMU (3/15/2014 - G1 - L, 15-16) 17, at JMU (3/15/2014 - G2 - W, 17-8)
20+ Runs in Consecutive Games (2,124 games)	27, vs. Syracuse (5/11/1886 - W, 27-0 - 7 inn.) 24, vs. Union (5/14/1886 - W, 24-4)

A CORNELL TEAM RECORDED...

15+ Hits in a Game (11 games)	17, at Yale (3/22/2025 - G1 - W, 13-12 - 10 inn.)
20+ Hits in a Game (13 games)	20, at Towson (3/15/2025 - G2 - W, 18-7 - 8 inn.)
25+ Hits in a Game (234 games)	28, at Towson (4/5/2017 - W, 27-14)
5+ Doubles in a Game (78 games)	6, at Columbia (4/2/2023 - G2 - W, 13-8)
6+ Doubles in a Game (78 games)	6, at Columbia (4/2/2023 - G2 - W, 13-8)
7+ Doubles in a Game (248 games)	7, at George Mason (3/12/2017 - W, 9-3)
8+ Doubles in a Game (363 games)	9, at James Madison (3/15/2014 - G1 - L, 15-16)
9+ Doubles in a Game (363 games)	9, at James Madison (3/15/2014 - G1 - L, 15-16)
2+ Triples in a Game (105 games)	3, vs. Dartmouth (4/23/2022 - G1 - W, 12-7)
3+ Triples in a Game (105 games)	3, vs. Dartmouth (4/23/2022 - G1 - W, 12-7)
4+ Triples in a Game (934 games)	4, at Bucknell (3/4/2000 - G2 - W, 8-6)
3+ Home Runs in a Game (12 games)	3, at Towson (3/16/2025 - W, 8-5)
4+ Home Runs in a Game (13 games)	4, at Towson (3/15/2025 - G2 - W, 18-7 - 8 inn.)
5+ Home Runs in a Game (45 games)	7, vs. Dartmouth (3/30/2024 - G2 - W, 17-2)
6+ Home Runs in a Game (45 games)	7, vs. Dartmouth (3/30/2024 - G2 - W, 17-2)
7+ Home Runs in a Game (45 games)	7, vs. Dartmouth (3/30/2024 - G2 - W, 17-2)
Leadoff Home Run (153 games)	Adam Saks, at Harvard (4/13/2019 - G2 - L, 1-7)
Back-to-Back Home Runs (45 games)	vs. Dartmouth (3/30/2024 - G2 - W, 17-2) Mark Quatrani (grand slam) & Matt Barnhorst (solo) - B5, & Kevin Hager (solo) - B5, & Jakobi Davis (solo) & John Quinlan (solo) - B7,
Back-to-Back-to-Back HRs (45 games)	vs. Dartmouth (3/30/2024 - G2 - W, 17-2) Mark Quatrani (grand slam), Matt Barnhorst (solo), Kevin Hager (solo)
Two Grand Slams in a Game (39 games)	at Penn (4/13/2024 - G2 - W, 18-11) Caden Wildman - T7 & T8
Drew 10+ Walks in a Game (18 games)	11, at UMBC (3/1/2025 - G2 - W, 16-13 - 7 inn.)
Drew 15+ Walks in a Game (1,057 games)	16, at Bucknell (5/1/1996 - G1 - W, 18-3)
Zero Strikeouts in a Game (461 games)	vs. Brown (4/3/2011 - G1 - L, 2-5)
Hit by 3+ Pitches in a Game (4 games)	4, at Columbia (4/4/2025 - G2 - W, 7-3)
Hit by 4+ Pitches in a Game (4 games)	4, at Columbia (4/4/2025 - G2 - W, 7-3)
Hit by 5+ Pitches in a Game (349 games)	5, at Yale (4/5/2014 - G2 - W, 6-4)
Hit by 6+ Pitches in a Game (668 games)	7, at Penn (4/15/2006 - G2 - W, 23-10)
Hit by 7+ Pitches in a Game (668 games)	7, at Penn (4/15/2006 - G2 - W, 23-10)
4+ Stolen Bases in a Game (7 games)	5, vs. Brown (3/29/2025 - G1 - W, 9-6)
5+ Stolen Bases in a Game (7 games)	5, vs. Brown (3/29/2025 - G1 - W, 9-6)
6+ Stolen Bases in a Game (127 games)	7, at Coppin State (3/5/2022 - G2 - W, 14-5)
7+ Stolen Bases in a Game (127 games)	7, at Coppin State (3/5/2022 - G2 - W, 14-5)
8+ Stolen Bases in a Game (364 games)	9, at George Washington (3/9/2014 - G2 - W, 8-1)
9+ Stolen Bases in a Game (364 games)	9, at George Washington (3/9/2014 - G2 - W, 8-1)
10+ Stolen Bases in a Game (2,450 games)	10, vs. Sampson AFB (6/2/1952 - W, 8-3)

A CORNELL PITCHING STAFF...

Threw No-Hitter (439 games)	Connor Kaufmann, vs. Dartmouth (4/1/2012 - W, 2-0)
Threw Combined No-Hitter (1,357 games)	Kerry Brooks (3 inn.), Rob Wilson (3 inn.), & Doug Pettilo (1 inn.), vs. Rochester (4/5/1989 - G1 - W, 2-1)
Threw Perfect Game (1,888 games)	Gary Gronowski, vs. Oneonta (5/11/1976 - W, 1-0)
Held Opponent to One Hit (152 games)	at Harvard (4/14/2019 - W, 2-0)
Held Opponent to One Hit at Home (68 games)	vs. Princeton (4/30/2017 - W, 13-1)
Held Opponent to One Hit on Road (105 games)	at Harvard (4/14/2019 - W, 2-0)
Shutout Opponent (98 games)	at Brown (5/7/22 - G2 - W, 3-0)
Shutout in Ivy League Game (36 games)	at Brown (5/7/22 - G2 - W, 3-0)
Posted Consecutive Shutouts (1,463 games)	vs. Oneonta (5/2/1986 - G1 - W, 4-0 - 7 inn.) vs. Oneonta (5/2/1986 - G2 - W, 5-0 - 7 inn.)
Struck out 10+ Batters (18 games)	10, at UMBC (3/1/2025 - G2 - W, 16-13 - 7 inn.)
Struck out 11+ Batters (19 games)	11, at UMBC (3/1/2025 - G1 - W, 8-7 - 10 inn.)
Struck out 12+ Batters (37 games)	12, at Binghamton (4/16/2024 - W, 9-7)
Struck out 13+ Batters (48 games)	13, at Princeton (3/22/2024 - G2 - L, 3-4)
Struck out 14+ Batters (136 games)	14, vs. Niagara (2/29/2020 - G2 - L, 6-8)
Struck out 15+ Batters (200 games)	15, vs. Canisius (4/4/2018 - W, 6-5)
Struck out 16+ Batters (541 games)	18, at Princeton (4/29/2009 - W, 9-0)
Struck out 17+ Batters (541 games)	18, at Princeton (4/29/2009 - W, 9-0)
Struck out 18+ Batters (541 games)	18, at Princeton (4/29/2009 - W, 9-0)

A CORNELL PITCHING STAFF ALLOWED...

10+ Runs in a Game (0 games)	16, vs. Penn (4/14/2025 - L, 1-16)
15+ Runs in a Game (0 games)	16, vs. Penn (4/14/2025 - L, 1-16)
20+ Runs in a Game (53 games)	20, at Georgetown (3/10/2024 - G2 - L, 0-20)
25+ Runs in a Game (766 games)	31, at UC Santa Barbara (3/25/2004 - L, 3-31)
30+ Runs in a Game (766 games)	31, at UC Santa Barbara (3/25/2004 - L, 3-31)
5+ Runs in an Inning (0 games)	7, vs. Penn (4/14/2025 - T2 - L, 1-16)
6+ Runs in an Inning (0 games)	7, vs. Penn (4/14/2025 - T2 - L, 1-16)
7+ Runs in an Inning (0 games)	7, vs. Penn (4/14/2025 - T2 - L, 1-16)
8+ Runs in an Inning (20 games)	9, at #17 Duke (2/23/2025 - B5 - L, 1-18)
9+ Runs in an Inning (20 games)	9, at #17 Duke (2/23/2025 - B5 - L, 1-18)
10+ Runs in an Inning (54 games)	16, at Georgetown (3/10/2024 - G1 - B2 - L, 6-24)
15+ Runs in an Inning (54 games)	16, at Georgetown (3/10/2024 - G1 - B2 - L, 6-24)

A CORNELL TEAM DEFENSIVELY...

Committed 4+ Errors (76 games)	4, vs. Brown (4/8/2023 - L 8-12)
Committed 5+ Errors (106 games)	6, vs. Binghamton (4/20/2022 - W, 10-9 - 10 inn.)
Committed 6+ Errors (106 games)	6, vs. Binghamton (4/20/2022 - W, 10-9 - 10 inn.)
Committed 7+ Errors (1,030 games)	7, at Le Moyne (4/15/1997 - L, 8-14)
Committed 8+ Errors (1,090 games)	8, at Pacific (3/20/1996 - L, 7-18)
Committed 9+ Errors (1,230 games)	10, vs. Le Moyne (4/8/1992 - G1 - L, 3-19)
Committed 10+ Errors (1,230 games)	10, vs. Le Moyne (4/8/1992 - G1 - L, 3-19)
Turned 3+ Double Plays (0 games)	3, vs. Penn (4/14/2025 - L, 1-16)
Turned 4+ Double Plays (466 games)	4, vs. Penn (4/24/2011 - G2 - L, 2-10)
No Errors in 3+ Straight Games (20 games)	4 games (5/20/2024 - 2/23/25)
No Errors in 4+ Straight Games (20 games)	4 games (5/20/2024 - 2/23/25)

A CORNELL TEAM...

Played to a Tie (196 games)	vs. Binghamton (4/10/2018 - T, 9-9 - 9.5 inn. - darkness)
Won in Extra Innings (11 games)	at Yale (3/22/2025 - G1 - W, 13-12 - 10 inn.)
Lost in Extra Innings (28 games)	at Brown (5/4/2024 - G2 - L, 12-13 - 10 inn.)
Consecutive Extra-Inning Games (208 games)	at Fordham (3/17/2018 - L, 3-4 - 10 inn.; W, 4-3 - 10 inn.)
Played 11-Plus Innings (171 games)	at Navy (3/9/2019 - G2 - W, 3-2 - 11 inn.)
Played 12-Plus Innings (325 games)	vs. LIU Brooklyn (3/13/2015 - L, 4-5 - 12 inn.)
Played 13-Plus Innings (333 games)	at Princeton (4/27/2014 - G2 - W, 4-2 - 14 inn.)
Played 14-Plus Innings (333 games)	at Princeton (4/27/2014 - G2 - W, 4-2 - 14 inn.)
Played a Top-25 Team (20 games)	at #17 Duke (2/23/2025 - L, 1-18)
Defeated a Top-25 Team (22 games)	at #17 Duke (2/22/2025 - W, 11-8)
Swept Doubleheader (3 DHs)	vs. Brown (3/29/2025 - W, 9-6; W, 13-10 - 7 inn.)
Swept 3-Game Series (11 series)	vs. Dartmouth (3/30/2024 - 3/31/2024)
Swept 3-Game Ivy Series (9 series)	vs. Dartmouth (3/30/2024 - 3/31/2024)
Swept 4-Game Series (25 series)	at Maryland Eastern Shore (3/2/2012 - 3/4/2012)
Swept in Doubleheader (0 DHs)	vs. Penn (4/13/2025 - L, 3-4; L, 4-9)
Swept in 3-Game Series (0 series)	vs. Penn (4/13/2025 - 4/14/2025)
Swept in 3-Game Ivy Series (0 series)	vs. Penn (4/13/2025 - 4/14/2025)
Swept in 4-Game Series (9 series)	at Columbia (4/18/2015 - 4/19/2015)

Shaded row denotes occurred during 2025 season

A CORNELL INDIVIDUAL...

Scored 4+ Runs in a Game (18 games)	4, Caden Wildman, at UMBC (3/1/2025 - G2 - W, 16-13 - 7 inn.)
Scored 5+ Runs in a Game (234 games)	5, Will Simoneit, at Towson (4/5/2017 - W, 24-17)
Recorded 4+ Hits in a Game (13 games)	4, Ryan Porter, at Towson (3/15/2025 - G2 - W, 18-7 - 8 inn.)
Recorded 5+ Hits in a Game (158 games)	5, Will Simoneit, at Army (4/3/2019 - W, 4-1)
Recorded 6+ Hits in a Game (234 games)	6, Trey Baur, at Towson (3/15/2025 - W, 24-17)
Recorded 2+ Doubles in a Game (2 games)	2, Kevin Hager, vs. Penn (4/13/2025 - G1 - L, 3-4)
Recorded 3+ Doubles in a Game (116 games)	3, Max Jensen, vs. Yale (4/2/2022 - G2 - W, 12-9)
Recorded 2+ Triples in a Game (105 games)	2, Sam Kaplan, vs. Dartmouth (4/23/2022 - G1 - W, 12-7)
Recorded 3+ Triples in a Game (1,765 games)	3, Steve Caputi, vs. SUNY Cortland (4/30/1979 - W, 15-11)
Hit 2+ Home Runs in a Game (13 games)	2, Ryan Porter, at Towson (3/15/2025 - G2 - W, 18-7 - 8 inn.)
Hit 3+ Home Runs in a Game (255 games)	3, Dale Wickham, vs. Princeton (4/30/2016 - G1 - W, 4-3)
Hit a Grand Slam in a Game (13 games)	Ryan Porter, at Towson (3/15/2025 - G2 - W, 18-7 - 8 inn.)
Hit 2+ Grand Slams in a Game (39 games)	Caden Wildman, at Penn (4/13/2024 - G2 - W, 18-11)
Recorded 5+ RBI in a Game (7 games)	5, Mark Quatrani, vs. Brown (3/29/2025 - G1 - W, 9-6)
Recorded 6+ RBI in a Game (13 games)	8, Ryan Porter, at Towson (3/15/2025 - G2 - W, 18-7 - 8 inn.)
Recorded 7+ RBI in a Game (13 games)	8, Ryan Porter, at Towson (3/15/2025 - G2 - W, 18-7 - 8 inn.)
Recorded 8+ RBI in a Game (13 games)	8, Ryan Porter, at Towson (3/15/2025 - G2 - W, 18-7 - 8 inn.)
Drew 3+ Walks in a Game (7 games)	3, John Quinlan, vs. Brown (3/29/2025 - G1 - W, 9-6)
Drew 4+ Walks in a Game (177 games)	4, Justin Taylor, at Baylor (2/23/2019 - L, 3-10)
Drew 5+ Walks in a Game (1,784 games)	5, Steve Caputi, at Hawai'i-Hilo (3/21/1979 - W, 9-8)
Stole 2+ Bases in a Game (7 games)	2, Jakobi Davis & John Quinlan, vs. Brown (3/29/2025 - W, 9-6)
Stole 3+ Bases in a Game (68 games)	3, Ryan Porter, vs. Princeton (4/22/2023 - G1 - L, 5-8)
Stole 4+ Bases in a Game (364 games)	6, Tom D'Alessandro, at George Washington (3/9/2014 - G2 - W, 8-1)
Stole 5+ Bases in a Game (364 games)	6, Tom D'Alessandro, at George Washington (3/9/2014 - G2 - W, 8-1)
Stole 6+ Bases in a Game (364 games)	6, Tom D'Alessandro, at George Washington (3/9/2014 - G2 - W, 8-1)
Hit by 2+ Pitches in a Game (13 games)	2, Mark Quatrani, at Towson (3/15/2025 - G2 - W, 18-7 - 8 inn.)
Hit by 3+ Pitches in a Game (594 games)	3, Mickey Brodsky, vs. Harvard (4/8/2008 - G2 - L, 1-2)
Recorded Walk-Off Win (36 games)	John Quinlan (two-run double), vs. Yale (4/20/2024 - W, 10-9 - 10 inn.)
Recorded Walk-Off Home Run (145 games)	Will Simoneit (3-run), vs. Penn (4/28/2019 - W, 8-7)
Lost Game on Walk-Off (3 games)	Sam Miller (grand slam), at Columbia (4/5/2025 - L, 9-13)
Lost Game on Walk-Off Home Run (3 games)	Sam Miller (grand slam), at Columbia (4/5/2025 - L, 9-13)
Recorded 10-Game Hit Streak	10 games, John Quinlan (2025)
Recorded 15-Game Hit Streak	20 games, Max Jensen (2024-25)
Recorded 20-Game Hit Streak	20 games, Max Jensen (2024-25)
Recorded 15-Game On-Base Streak	31 games, John Quinlan (2024-25) - active 24 games, Jakobi Davis (2024-25)
Recorded 20-Game On-Base Streak	31 games, John Quinlan (2024-25) - active 24 games, Jakobi Davis (2024-25)
Recorded 30-Game On-Base Streak	31 games, John Quinlan (2024-25) - active
Recorded 40-Game On-Base Streak	42 games, Nathan Waugh (2023-24)

A CORNELL PITCHER...

Threw 7-Inning No-Hitter (439 games)	Connor Kaufmann, vs. Dartmouth (4/1/2012 - W, 2-0)
Threw 9-Inning No-Hitter (2,173 games)	Larry Rafalski, vs. Hartwick (4/25/1968 - W, 7-0)
Threw Perfect Game (1,888 games)	Gary Gronowski, vs. Oneonta (5/11/1976 - W, 1-0) - 7-inning game
Threw 7-Inning Complete Game (224 games)	Tim Willittes, vs. Penn (4/22/2017 - G1 - L, 0-5)
Threw 7-Inning Complete Game Shutout (295 games)	Brian McAfee, vs. Princeton (4/26/2015 - G1 - W, 10-0)
Threw 9-Inning Complete Game (98 games)	Luke Yacinich, at Brown (5/7/2022 - G1 - W, 3-0) - 111 pitches
Threw 9-Inning Complete Game Shutout (98 games)	Luke Yacinich, at Brown (5/7/2022 - G1 - W, 3-0) - 111 pitches
Pitched 3+ Scoreless Innings of Relief (35 games)	Ryan Porter (3.0 IP), vs. Yale (4/20/2024 - G2 - W, 8-2) - 47 pitches
Pitched 3+ Hitless Innings of Relief (10 games)	Sam Keene (3.0 IP), at Yale (3/22/2025 - W, 7-4) - 52 pitches
Pitched 4+ Scoreless Innings of Relief (43 games)	Huxley Holcombe (5.0 IP), vs. Harvard (4/6/2024 - W, 6-5) - 64 pitches
Pitched 5+ Scoreless Innings of Relief (43 games)	Huxley Holcombe (5.0 IP), vs. Harvard (4/6/2024 - W, 6-5) - 64 pitches
Struck out 10+ Batters (252 games)	10, Justin Lewis, at Navy (3/4/2017 - G2 - L, 7-8)
Struck out 11+ Batters (283 games)	13, Tim Willittes, at Bucknell (3/19/2016 - G2 - W, 5-2)
Struck out 12+ Batters (283 games)	13, Tim Willittes, at Bucknell (3/19/2016 - G2 - W, 5-2)
Struck out 13+ Batters (283 games)	13, Tim Willittes, at Bucknell (3/19/2016 - G2 - W, 5-2)
Struck out 14+ Batters (787 games)	15, Chris Schutt, at Columbia (4/19/2003 - G2 - W, 7-1)
Struck out 15+ Batters (787 games)	15, Chris Schutt, at Columbia (4/19/2003 - G2 - W, 7-1)

Shaded row denotes occurred during 2025 season

PLAYER PERFORMANCES

MULTI-HIT GAMES	2025	REC	CAREER	REC
Barela	—	0-0	—	0-0
Beaulieu	—	0-0	—	0-0
Carlson	4	1-3	7	3-4
Davis	5	4-1	19	10-9
Dillon	—	0-0	—	0-0
Hager	8	4-4	13	7-6
Jaun	3	2-1	3	2-1
Jensen	5	4-1	41	18-23
L.Johnson	1	1-0	5	3-2
Marko	—	0-0	—	0-0
Musser	4	2-2	7	4-3
Porter	7	5-2	19	11-8
Quatrani	9	6-3	21	12-9
Quinlan	5	4-1	32	20-12
Shin	—	0-0	—	0-0
Swidorski	—	0-0	7	1-6
Urofsky	—	0-0	—	0-0
Walters	—	0-0	—	0-0
Wildman	7	5-2	15	10-5
MULTI-RBI GAMES	2025	REC	CAREER	REC
Barela	—	0-0	—	0-0
Beaulieu	—	0-0	—	0-0
Carlson	—	0-0	—	0-0
Davis	3	2-1	12	7-5
Dillon	—	0-0	—	0-0
Hager	4	3-1	7	5-2
Jaun	2	1-1	2	1-1
Jensen	4	4-0	25	18-7
L.Johnson	1	1-0	3	3-0
Marko	—	0-0	—	0-0
Musser	2	1-1	5	2-3
Porter	4	2-2	13	6-7
Quatrani	5	3-2	16	11-5
Quinlan	8	7-1	15	13-2
Shin	—	0-0	—	0-0
Swidorski	1	1-0	4	2-2
Urofsky	—	0-0	—	0-0
Walters	—	0-0	—	0-0
Wildman	4	3-1	9	7-2
QUALITY STARTS	2025	REC	CAREER	REC
Biben	—	0-0	—	0-0
Ellison	—	0-0	—	0-0
Foster	—	0-0	—	0-0
Gerfen	—	0-0	—	0-0
Hamill	—	0-0	5	4-1
Hegarty	—	0-0	—	0-0
Holcombe	2	2-0	2	2-0
Jaun	—	0-0	—	0-0
Jennewein	—	0-0	—	0-0
B.Johnson	—	0-0	—	0-0
Keene	—	0-0	—	0-0
Keller	—	0-0	5	3-2
Magill	—	0-0	—	0-0
Mayfield	4	1-3	4	1-3
McHugh	—	0-0	—	0-0
Porter	—	0-0	—	0-0
Ramos	—	0-0	—	0-0
Shea	—	0-0	—	0-0
Siwinski	—	0-0	—	0-0
Van Sice	—	0-0	—	0-0

2025 CORNELL OVERALL STATISTICS

Overall10-13

Home2-4

Away8-7

Neutral0-2

Ivy League5-7

BATTING STATISTICS

#	PLAYER	AVG	GP	GS	AB	R	H	2B	3B	HR	RBI	TB	SLG%	BB	HBP	SO	GDP	OB%	SF	SH	SB	ATT
12	Ryan Porter	.343	21	15	67	12	23	7	0	6	19	48	.716	2	2	19	1	.380	0	0	2	3
19	Mark Quatrani	.322	23	23	90	19	29	7	0	3	17	45	.500	9	10	17	2	.432	2	0	1	1
20	Kevin Hager	.321	23	23	81	22	26	7	0	2	16	39	.481	14	8	13	2	.453	3	0	1	1
4	Caden Wildman	.289	22	22	83	18	24	5	0	2	15	35	.422	14	0	17	2	.388	1	3	7	7
15	Owen Carlson	.257	21	21	74	12	19	2	1	0	8	23	.311	10	2	17	1	.348	3	1	0	1
1	John Quinlan	.247	23	23	93	21	23	6	1	2	19	37	.398	21	3	22	3	.398	1	1	8	8
22	Jakobi Davis	.235	23	23	81	14	19	2	1	2	11	29	.358	19	1	30	0	.386	0	0	7	8
2	Mason Barela	.333	5	0	3	0	1	0	0	0	0	1	.333	0	1	1	0	.500	0	0	0	0
7	Max Jensen	.284	17	17	67	18	19	3	1	5	15	39	.582	14	4	12	2	.430	1	0	4	6
30	William Jaun	.275	17	9	40	6	11	3	0	0	7	14	.350	3	1	6	1	.341	0	0	0	0
6	Kyle Musser	.250	14	14	56	8	14	2	0	2	9	22	.393	6	3	14	2	.354	0	0	1	1
18	TJ Swidorski	.214	11	3	14	4	3	2	0	0	3	5	.357	3	0	3	0	.353	0	0	0	0
8	Luke Johnson	.164	15	13	55	7	9	1	0	2	6	16	.291	3	1	12	0	.220	0	0	2	3
31	Ryan Dillon	.000	2	1	3	0	0	0	0	0	0	0	.000	0	0	2	0	.000	0	0	0	0
23	Jayden Shin	.000	1	0	1	0	0	0	0	0	0	0	.000	0	0	1	0	.000	0	0	0	0
TOTALS		.272	23		808	161	220	47	4	26	145	353	.437	118	36	186	16	.384	11	5	33	39
OPPONENTS		.273	23		751	207	205	34	7	32	187	349	.465	170	42	145	16	.428	12	14	35	47

PITCHING STATISTICS

#	PLAYER	ERA	W	L	APP	GS	CG	SHO	SV	IP	H	R	ER	BB	SO	2B	3B	HR	AB	AVG	WP	HBP	BK	SFA	SHA
32	Carson Mayfield	3.92	1	1	8	8	0	0/0	0	43.2	30	24	19	17	38	3	1	7	154	.195	6	12	0	2	1
37	Huxley Holcombe	8.34	3	1	8	6	0	0/0	0	41.0	45	41	38	24	28	8	1	4	155	.290	3	6	1	2	5
21	John Gerfen	0.00	0	0	1	0	0	0/0	0	0.0	0	0	0	0	0	0	0	0	0	.000	0	0	0	0	0
29	Will Siwinski	0.00	0	0	1	0	0	0/0	0	0.1	0	0	0	0	0	0	0	0	1	.000	0	0	0	0	0
42	Josh Shea	4.15	1	0	9	0	0	0/0	0	8.2	9	4	4	3	6	1	1	1	34	.265	0	0	0	0	0
17	Gus Magill	6.00	0	1	3	0	0	0/0	0	3.0	2	2	2	5	3	2	0	0	11	.182	0	0	1	0	0
36	Nathaniel Jennewein	6.55	1	0	7	0	0	0/0	0	11.0	11	9	8	12	7	3	0	2	41	.268	2	1	0	1	0
34	Ethan Van Sice	7.71	0	0	4	0	0	0/0	0	4.2	8	5	4	2	1	4	0	0	21	.381	1	0	0	1	0
12	Ryan Porter	7.84	2	0	8	0	0	0/0	0	10.1	12	10	9	11	7	1	1	3	41	.293	0	3	0	0	1
26	John Hegarty	9.35	0	2	12	0	0	0/0	1	17.1	25	18	18	10	15	5	1	2	72	.347	3	4	0	2	1
3	Chris Ellison	10.89	0	4	8	4	0	0/0	1	19.0	20	27	23	24	8	2	0	4	72	.278	2	4	1	0	2
30	William Jaun	12.27	0	2	7	0	0	0/0	2	7.1	7	10	10	13	9	0	0	1	30	.233	1	0	0	0	0
44	Sam Keene	12.42	1	1	8	3	0	0/0	1	16.2	18	23	23	18	12	2	2	2	63	.286	5	4	0	1	2
18	TJ Swidorski	13.50	0	0	4	0	0	0/0	0	2.0	1	3	3	3	0	0	0	0	8	.125	3	2	0	0	0
16	Noah Keller	18.24	1	1	9	2	0	0/0	0	12.1	15	26	25	27	10	3	0	4	45	.333	4	4	0	3	2
28	Max Foster	27.00	0	0	1	0	0	0/0	0	0.1	1	1	1	0	1	0	0	1	2	.500	0	0	0	0	0
40	Tavian Ramos	∞	0	0	1	0	0	0/0	0	0.0	1	4	4	1	0	0	0	1	1	1.000	1	2	0	0	0
TOTALS		8.70	10	13	23	0	0	5	197.2	205	207	191	170	145	34	7	32	751	.273	31	42	3	12	14	
OPPONENTS		6.07	13	10	23	0	0	2	203.0	220	161	137	118	186	47	4	26	808	.272	24	36	4	11	5	

2025 CORNELL IVY LEAGUE STATISTICS

Overall10-13

Home2-4

Away8-7

Neutral0-2

Ivy League5-7

BATTING STATISTICS

#	PLAYER	AVG	GP	GS	AB	R	H	2B	3B	HR	RBI	TB	SLG%	BB	HBP	SO	GDP	OB%	SF	SH	SB	ATT
19	Mark Quatrani	.340	12	12	47	8	16	4	0	1	10	23	.489	3	5	7	1	.421	2	0	1	1
4	Caden Wildman	.326	12	12	46	8	15	3	0	1	10	21	.457	7	0	4	2	.407	1	1	5	5
1	John Quinlan	.302	12	12	43	13	13	4	0	0	8	17	.395	13	2	11	1	.475	1	0	5	5
12	Ryan Porter	.283	11	11	46	7	13	5	0	3	8	27	.587	0	2	16	1	.313	0	0	2	3
30	William Jaun	.275	12	9	40	6	11	3	0	0	7	14	.350	3	1	6	1	.341	0	0	0	0
15	Owen Carlson	.256	11	11	39	6	10	2	1	0	4	14	.359	6	1	6	1	.362	1	1	0	0
20	Kevin Hager	.239	12	12	46	9	11	4	0	0	5	15	.326	6	3	7	2	.351	2	0	1	1
22	Jakobi Davis	.171	12	12	41	5	7	1	0	0	5	8	.195	10	0	16	0	.333	0	0	6	7
6	Kyle Musser	.400	3	3	10	2	4	0	0	1	1	7	.700	0	0	4	0	.400	0	0	0	0
7	Max Jensen	.190	6	6	21	7	4	2	0	1	6	9	.429	6	3	5	1	.433	0	0	1	2
8	Luke Johnson	.150	6	5	20	2	3	0	0	1	1	6	.300	1	0	6	0	.190	0	0	1	1
18	TJ Swidorski	.125	5	2	8	1	1	1	0	0	0	2	.250	1	0	2	0	.222	0	0	0	0
31	Ryan Dillon	.000	1	1	2	0	0	0	0	0	0	0	.000	0	0	1	0	.000	0	0	0	0
23	Jayden Shin	.000	1	0	1	0	0	0	0	0	0	0	.000	0	0	1	0	.000	0	0	0	0
2	Mason Barela	.000	2	0	0	0	0	0	0	0	0	0	.000	0	1	0	0	1.000	0	0	0	0
TOTALS		.263	12		410	74	108	29	1	8	65	163	.398	56	18	92	10	.371	7	2	22	25
OPPONENTS		.261	12		391	101	102	18	4	13	90	167	.427	83	23	72	10	.414	6	9	19	25

PITCHING STATISTICS

#	PLAYER	ERA	W	L	APP	GS	CG	SHO	SV	IP	H	R	ER	BB	SO	2B	3B	HR	AB	AVG	WP	HBP	BK	SFA	SHA
32	Carson Mayfield	5.09	0	1	4	4	0	0/0	0	23.0	18	15	13	11	23	3	1	2	82	.220	6	8	0	2	0
37	Huxley Holcombe	6.20	3	1	4	4	0	0/0	0	24.2	20	18	17	14	18	4	1	0	86	.233	3	3	1	2	4
44	Sam Keene	10.38	0	1	4	3	0	0/0	1	13.0	16	15	15	9	8	2	1	2	51	.314	4	4	0	0	2
29	Will Siwinski	0.00	0	0	1	0	0	0/0	0	0.1	0	0	0	0	0	0	0	0	1	.000	0	0	0	0	0
30	William Jaun	0.00	0	0	2	0	0	0/0	1	2.0	2	0	0	1	2	0	0	0	9	.222	1	0	0	0	0
42	Josh Shea	2.57	1	0	6	0	0	0/0	0	7.0	5	2	2	2	3	1	0	1	25	.200	0	0	0	0	0
17	Gus Magill	6.00	0	1	3	0	0	0/0	0	3.0	2	2	2	5	3	2	0	0	11	.182	0	0	1	0	0
34	Ethan Van Sice	7.71	0	0	4	0	0	0/0	0	4.2	8	5	4	2	1	4	0	0	21	.381	1	0	0	1	0
26	John Hegarty	8.68	0	1	6	0	0	0/0	0	9.1	12	9	9	4	5	0	1	1	38	.316	1	1	0	0	1
12	Ryan Porter	9.82	1	0	3	0	0	0/0	0	3.2	3	4	4	6	1	0	0	2	14	.214	0	1	0	0	0
18	TJ Swidorski	13.50	0	0	2	0	0	0/0	0	0.2	1	1	1	1	0	0	0	0	3	.333	2	1	0	0	0
3	Chris Ellison	14.09	0	2	5	1	0	0/0	1	7.2	8	15	12	12	3	0	0	3	30	.267	0	1	0	0	0
16	Noah Keller	15.19	0	0	5	0	0	0/0	0	5.1	5	10	9	13	5	1	0	1	17	.294	2	2	0	1	2
36	Nathaniel Jennewein	27.00	0	0	1	0	0	0/0	0	0.1	1	1	1	2	0	1	0	0	2	.500	0	0	0	0	0
40	Tavian Ramos	∞	0	0	1	0	0	0/0	0	0.0	1	4	4	1	0	0	0	1	1	1.000	1	2	0	0	0
TOTALS		8.00	5	7	12	0	0	3	104.2	102	101	93	83	72	18	4	13	391	.261	21	23	2	6	9	
OPPONENTS		5.60	7	5	12	0	0	1	106.0	108	74	66	56	92	29	1	8	410	.263	15	18	0	7	2	

GAME-BY-GAME INFORMATION

DATE	OPPONENT	SCORE/	CORNELL				OPPONENT											TIME ATT.
		TIME (ET)	R	H	E	LOB	R	H	E	LOB	REC	IVY	POS	GB	WIN	LOSS	SAVE	
2/21	at Duke	W, 11-8	11	11	0	9	8	6	3	4	1-0	—	—	—	Mayfield (1-0)	Johnson (0-2)	—	3:04 334
2/22	at Duke	L, 2-16	2	6	0	9	16	13	0	12	1-1	—	—	—	Higgins (1-0)	Keller (0-1)	—	3:17 443
2/23	at Duke	L, 1-18	1	8	0	11	18	12	1	3	1-2	—	—	—	Nard (1-0)	Ellison (0-1)	—	3:01 431
3/1	at UMBC	W, 8-7 (10)	8	9	1	11	7	10	5	8	2-2	—	—	—	Porter (1-0)	Kelly (0-1)	—	3:06 247
3/1	at UMBC	W, 16-13 (7)	16	11	1	10	13	6	5	7	3-2	—	—	—	Jennewein (1-0)	Bell (0-1)	Jaun (1)	3:04 279
3/2	at UMBC	GAME CANCELED (NO MAKEUP SCHEDULED)																
3/7	vs. Michigan St.	L, 2-3	2	8	2	11	3	6	1	5	3-3	—	—	—	Horvath (2-1)	Jaun (0-1)	—	2:51 235
3/8	vs. UAB	L, 12-13	12	13	2	9	13	10	2	10	3-4	—	—	—	Ellis (1-0)	Jaun (0-2)	Olson (4)	4:01 207
3/9	at Winthrop	L, 4-10	4	8	2	10	10	11	1	8	3-5	—	—	—	Gilley (2-1)	Ellison (0-2)	—	2:53 895
3/15	at Towson	L, 5-6	5	5	0	6	6	10	1	9	3-6	—	—	—	Nabholz (2-0)	Hegarty (0-1)	—	3:15 150
3/15	at Towson	W, 18-7 (8)	18	20	0	12	7	10	1	8	4-6	—	—	—	Keller (1-1)	Luczak (1-1)	—	3:13 150
3/16	at Towson	W, 8-5	8	14	1	7	5	9	2	13	5-6	—	—	—	Keene (1-0)	DeProspero (1-2)	Hegarty (1)	3:00 83
3/22	at Yale	W, 13-12	13	17	0	15	12	7	2	5	6-6	1-0	T-1st	+1.0	Porter (2-0)	Evans (1-1)	—	3:57 136
3/22	at Yale	W, 7-4	7	10	1	11	4	4	2	8	7-6	2-0	T-1st	+2.0	Holcombe (1-0)	Cohen (1-2)	Keene (1)	3:03 126
3/23	at Yale	L, 3-9	3	6	2	12	9	5	3	6	7-7	2-1	4th	-1.0	Ohman (2-0)	Ellison (0-3)	—	3:00 115
3/25	BINGHAMTON	GAME CANCELED (NO MAKEUP SCHEDULED)																
3/28	BROWN	L, 4-5	4	5	0	7	5	10	1	10	7-8	2-2	4th	-1.5	Dubie (2-1)	Hegarty (0-2)	Keel (1)	2:29 45
3/29	BROWN	W, 9-6	9	5	1	5	6	6	0	8	8-8	3-2	4th	-1.5	Holcombe (2-0)	Trout (0-4)	Ellison (1)	2:55 90
3/29	BROWN	W, 13-10 (7)	13	12	2	9	10	9	2	9	9-8	4-2	T-2nd	-1.0	Shea (1-0)	Kline (1-1)	Jaun (2)	3:45 75
4/4	at Columbia	L, 1-10	1	4	1	4	10	14	2	11	9-9	4-3	T-3rd	-2.0	Sheets (2-2)	Mayfield (1-1)	—	2:29 123
4/4	at Columbia	W, 7-3	7	12	0	9	3	4	0	6	10-9	5-3	T-3rd	-1.0	Holcombe (3-0)	Edwards (2-2)	—	2:40 225
4/5	at Columbia	L, 9-13	9	10	1	6	13	9	1	8	10-10	5-4	4th	-2.0	Sotiropoulos (3-3)	Ellison (0-4)	—	3:36 166
4/8	at Bucknell	GAME CANCELED (NO MAKEUP SCHEDULED)																
4/13	PENN	L, 3-4	3	10	0	11	4	4	0	4	10-11	5-5	4th	-3.0	Coyne (3-1)	Magill (0-1)	—	2:41 183
4/13	PENN	L, 4-9	4	11	1	5	9	13	0	12	10-12	5-6	T-4th	-4.0	Katz (4-2)	Holcombe (3-1)	—	2:53 148
4/14	PENN	L, 1-16	1	6	2	8	16	17	0	10	10-13	5-7	T-5th	-5.0	Tobin (2-1)	Keene (1-1)	—	3:09 114
4/15	at Binghamton	6:30 p.m.																
4/19	at Harvard	11:30 a.m.																
4/19	at Harvard	2:30 p.m.																
4/20	at Harvard	12 p.m.																
4/26	at Dartmouth	11:30 a.m.																
4/26	at Dartmouth	2:30 p.m.																
4/27	at Dartmouth	12 p.m.																
4/29	at Binghamton	6:30 p.m.																
5/3	PRINCETON	11:30 a.m.																
5/3	PRINCETON	2:30 p.m.																
5/4	PRINCETON	12 p.m.																

2025 CORNELL BASEBALL TV / PHOTO ROSTER



1

JOHN QUINLAN

OF • S/R • 5-9 • 185 • Sr.
Menlo Park, Calif.



2

MASON BARELA

C/INF • R/R • 5-9 • 195 • Fr.
Jupiter, Fla.



3

CHRIS ELLISON

RHP • R/R • 6-0 • 190 • Sr.
Howell, N.J.



4

CADAN WILDMAN

OF • R/R • 6-3 • 215 • Jr.
Woodbury, Minn.



5

TYLER BEAULIEU

OF • R/R • 6-1 • 175 • Fr.
Berwyn, Pa.



6

KYLE MUSSER

OF • R/R • 5-10 • 182 • Sr.
Lititz, Pa.



7

MAX JENSEN

INF • L/R • 6-3 • 210 • Sr.
Burke, Va.



8

LUKE JOHNSON

INF • R/R • 6-1 • 180 • So.
Coto de Caza, Calif.



9

GRAHAM BIBEN

RHP • R/R • 6-0 • 170 • So.
New York, N.Y.



11

MATTHEW WALTERS

OF • R/R • 5-11 • 195 • Jr.
Granbury, Texas



12

RYAN PORTER

OF/RHP • R/R • 6-0 • 185 • Sr.
Houston, Texas



13

ETHAN HAMILL

RHP • R/R • 6-3 • 200 • Jr.
Chester, Va.



15

OWEN CARLSON

INF • L/R • 5-11 • 180 • So.
Los Angeles, Calif.



16

NOAH KELLER

LHP • L/L • 6-1 • 210 • Jr.
Goodrich, Mich.



17

GUS MAGILL

RHP • R/R • 6-0 • 200 • Fr.
New York, N.Y.



18

TJ SWIDORSKI

INF • R/R • 6-0 • 185 • Jr.
Woodbury, Minn.



19

MARK QUATRANI

C • R/R • 5-11 • 200 • So.
Springfield, Pa.



20

KEVIN HAGER

INF • R/R • 6-0 • 190 • So.
Berkeley Heights, N.J.



21

JOHN GERFEN

LHP • R/L • 6-0 • 195 • Jr.
Brewster, N.Y.



22

JAKOBI DAVIS

OF • L/L • 6-4 • 210 • Sr.
Sarasota, Fla.



23

JAYDEN SHIN

INF • L/R • 6-2 • 205 • Fr.
Pennington, N.J.



25

BECK UROFSKY

INF • R/R • 6-4 • 225 • Jr.
Silver Spring, Md.



26

RYAN HEGARTY

RHP • L/R • 6-5 • 200 • Fr.
Needham, Mass.



28

MAX FOSTER

RHP • R/R • 6-3 • 210 • So.
Bethel, Conn.



29

WILL SIWINSKI

LHP • R/L • 6-3 • 195 • Fr.
San Francisco, Calif.



30

WILLIAM JAUN

1B/LHP • L/L • 6-3 • 225 • Fr.
Loveland, Ohio



31

RYAN DILLON

C • R/R • 6-2 • 185 • Fr.
Marlborough, Mass.



32

CARSON MAYFIELD

RHP • R/R • 6-5 • 225 • Jr.
Annandale, Va.



34

ETHAN VAN SICE

RHP • R/R • 5-9 • 170 • So.
Arlington, Va.



36

NATHANIEL JENNEW EIN

LHP • R/L • 5-11 • 180 • So.
Tampa, Fla.



37

HUXLEY HOLCOMBE

LHP • L/L • 6-6 • 180 • So.
Worcester, Mass.



38

BRAEDON JOHNSON

LHP • L/L • 6-3 • 220 • Fr.
Otego, N.Y.



40

TAVIAN RAMOS

RHP • R/R • 6-2 • 180 • Fr.
Nenah, Wis.



41

JACKSON MARKO

C • R/R • 5-10 • 175 • Jr.
Syracuse, N.Y.



42

JOSH SHEA

RHP • R/R • 5-11 • 175 • Jr.
Cortlandt Manor, N.Y.



43

ETHAN MCHUGH

RHP • R/R • 5-9 • 165 • Jr.
Annandale, N.J.



44

SAM KEENE

LHP • L/L • 6-4 • 200 • Fr.
Cohasset, Mass.



24

DAN PEPICELLI

Head Coach
10th Season



14

TOM FORD

Associate Head Coach
35th Season at Cornell



27

JOHN TOPPA


Assistant Coach
4th Season



35

ROBBY FARIS

Assistant Coach
1st Season



GRACE DeSTEFANO

Athletic Trainer
3rd Season

SINGLE-SEASON BATTING RECORDS

BATTING AVERAGE	GAMES PLAYED	DOUBLES	RUNS BATTED IN	HIT BY PITCHES
1. .309 (377-of-1221) 1981	1. 49 1986	1. 83 2010	1. 250 2012	1. 58 2006
2. .3082 (364-of-1181) 1982	49 2012	83 2012	250 2024	2. 56 2012
3. .3080 (377-of-1224) 1984	3. 47 1978	3. 80 2017	3. 240 1984	3. 55 2024
4. .306 (365-of-1192) 1991	47 1985	4. 78 1998	4. 234 1981	4. 54 2010
5. .300 (369-of-1228) 1979	47 1988	78 2000	5. 223 1991	5. 42 2008
6. .2971 (416-of-1400) 1977	6. 45 2022	6. 76 2002	6. 217 1982	6. 42 2009
7. .2969 (389-of-1310) 2009	7. 44 1977	7. 73 1984	7. 216 1977	7. 41 2002
8. .295 (373-of-1265) 2017	44 1980	8. 72 2008	216 1985	41 2018
9. .292 (350-of-1200) 1995	44 1987	9. 70 1985	9. 209 2009	9. 39 2014
10. .288 (393-of-1364) 2024	44 1990	10. 69 2014	10. 208 1978	10. 37 1991
	44 1996			37 2005
				37 2011
				37 2013
SLUGGING PCT.	RUNS SCORED	TRIPLES	TOTAL BASES	STRIKEOUTS
1. .456 1982	1. 279 1984	1. 23 1985	1. 651 2012	1. 411 2022
2. .453 2024	279 2012	2. 20 1977	2. 618 2024	2. 349 2023
3. .449 1981	3. 270 2024	20 1981	581 2009	3. 348 2024
4. .445 1984	4. 265 1977	4. 18 1967	4. 579 1985	4. 315 2012
5. .444 2009	5. 260 1991	5. 17 1976	5. 566 1977	5. 303 2018
6. .440 2001	6. 258 1981	17 1986	552 2002	6. 298 2002
7. .437 2010	258 1982	17 2001	548 1981	7. 293 2011
8. .432 1985	8. 254 1985	8. 16 1982	8. 545 1984	8. 285 2019
9. .431 1995	9. 250 1978	9. 15 1958	9. 538 1982	9. 283 2005
10. .430 1999	10. 243 1980	15 1979	538 2017	10. 273 2000
		15 2007		
		15 2022		
ON-BASE PCT.	HITS	HOME RUNS	WALKS DRAWN	STOLEN BASES
1. .414 1991	1. 453 2012	1. 52 2024	1. 217 1988	1. 81 1978
2. .405 1981	2. 416 1977	2. 38 2009	2. 204 1971	2. 73 1996
3. .402 1984	3. 402 1978	3. 35 1999	3. 197 1991	3. 63 1967
4. .396 1982	4. 393 2024	4. 34 2001	4. 194 1985	63 1986
5. .391 1998	5. 389 2009	5. 33 2022	5. 185 1980	5. 62 2005
6. .388 1992	6. 385 1985	6. 30 1995	185 1996	62 2013
7. .387 1979	7. 377 1981	30 2010	7. 181 1981	7. 56 1952
8. .384 1985	8. 377 1984	30 2023	8. 179 1970	8. 55 1977
9. .381 1997	9. 374 1986	9. 29 1997	9. 176 1984	55 2012
10. .378 1988	10. 373 2017	29 2012	10. 175 2012	10. 54 1985

SINGLE-SEASON PITCHING / FIELDING RECORDS

EARNED RUN AVG.	STRIKEOUTS	WALKS ISSUED	SAVES	FIELDING PCT.
1. 1.34 (134 1/3 IP) 1959	1. 277 1973	1. 232 2024	1. 13 2013	1. .975 (993/379/35) 2024
2. 1.77 (132 IP) 1957	277 2003	2. 231 2022	2. 11 2012	2. .971 (921/397/39) 2017
3. 2.00 (112 1/3 IP) 1953	3. 261 2002	3. 205 2023	11 2017	3. .970 (915/404/41) 2007
4. 2.05 (197 2/3 IP) 1966	4. 260 2015	4. 197 1978	4. 9 2009	4. .968 (897/417/44) 1991
5. 2.18 (226 2/3 IP) 1967	5. 257 2004	5. 181 1980	5. 8 1984	5. .967 (979/349/46) 2019
6. 2.23 (149 IP) 1965	6. 254 2014	181 1987	8 1995	6. .9658 (964/392/48) 2014
7. 2.25 (276 1/3 IP) 1973	7. 253 2009	7. 180 1998	8 2019	7. .9656 (916/379/46) 2016
8. 2.42 (104 IP) 1958	8. 249 2024	8. 177 1993	8. 7 2014	8. .9655 (991/437/51) 2013
9. 2.50 (169 IP) 1964	249 2012	9. 171 1994	7 2016	9. .964 (1189/517/64) 2012
10. 2.55 (254 1/3 IP) 1972	10. 243 2019	10. 170 1988	10. 6 2002	10. .962 (809/292/44) 2023
			6 2015	
			6 2018	
TEAM WINS	STRIKEOUTS / 9 INN.	WALKS / 9 INNINGS	COMPLETE GAMES	FEWEST ERRORS
1. 31 2012	1. 9.48 (75 IP) 2020	1. 2.34 (169 IP) 1964	1. 23 1988	1. 14 2020
2. 29 1977	9.09 (104 IP) 1958	2. 2.37 (156 IP) 1954	2. 22 1979	2. 26 1958
3. 26 1978	3. 9.02 (276 1/3 IP) 1973	3. 2.72 (149 IP) 1965	3. 21 1973	3. 30 1953
26 1982	4. 8.93 (132 IP) 1957	4. 2.96 (197 2/3 IP) 1966	2. 22 1979	4. 31 1959
26 1984	5. 8.62 (226 2/3 IP) 1967	5. 3.05 (330 1/3 IP) 2013	3. 21 1977	5. 35 2024
6. 23 1980	6. 8.18 (304 2/3 IP) 2003	6. 3.065 (320 IP) 2005	21 1977	6. 36 1955
23 1991	8.09 (268 IP) 1998	7. 3.073 (313 1/3 IP) 2015	5. 20 1978	7. 38 1952
23 2013	8. 8.02 (220 IP) 1968	8. 3.16 (396 1/3 IP) 2012	20 1986	8. 38 1956
9. 22 1971	9. 7.97 (239 1/3 IP) 1974	9. 3.18 (226 2/3 IP) 1967	7. 19 1967	9. 38 1963
22 1979	10. 7.74 (197 2/3 IP) 1966	10. 3.20 (157 2/3 IP) 1963	19 1987	10. 39 2017
22 1981			9. 18 1980	
22 1986			18 1981	

SINGLE-SEASON BATTING RECORDS

GAMES PLAYED			
1.	49	Mark Smith	1986
	49	Chris Cruz	2012
	49	Frank Hager	2012
	49	Marshall Yanzick	2012
5.	48	Joe Darlak	1986
	48	Brenton Peters	2012
7.	47	Steve Caputi	1978
	47	Mike Fleury	1978
	47	Mark Smith	1985
	47	John Kresho	1988
	47	Guy Leach	1988
	47	Eric Olson	1988

AT-BATS			
1.	194	Marshall Yanzick	2012
2.	178	Chris Cruz	2012
3.	176	Frank Hager	2012
4.	166	Mark Smith	1986
5.	161	Mark Smith	1985
	161	Brenton Peters	2012
7.	159	Andrew Luria	2002
8.	158	Joe Roche	1978
	158	Greg Allen	1980
	158	Brian Billigen	2012
	158	Ryan Krainz	2018

RUNS SCORED			
1.	46	Erik Rico	2002
2.	45	Brian Kaufman	2006
3.	42	Dan Autiello	1984
	42	John Kresho	1988
5.	41	Dave Johnson	1977
	41	Marlin McPhail	1982
7.	40	John Kresho	1990
	40	Vince Santo	2002
	40	Nathan Waugh	2024
10.	39	Ken Veenema	1977

HITS			
1.	61	Guy Leach	1988
2.	59	Nathan Ford	2008
3.	57	Erik Rico	2002
	57	Brian Billigen	2012
5.	56	Ken Veenema	1977
	56	John Quinlan	2024
7.	54	Chico Bengochea	1979
	54	Nathan Ford	2009
9.	53	Mike Kalfopoulos	1985
	53	Bill Walkenbach	1995
	53	Erik Rico	2001
	53	Max Jensen	2024

DOUBLES			
1.	17	Nathan Ford	2008
2.	16	Mike Kalfopoulos	1985
3.	15	Marlin McPhail	1981
	15	Frank Hager	2012
	15	Max Jensen	2022
6.	14	Raul Gomez	2000
	14	Andrew Luria	2002
8.	13	Gary Kaczor	1979
	13	Bill Walkenbach	1995
	13	Brent McKown	2006
	13	Mickey Brodsky	2010
	13	Frank Hager	2010
	13	Brandon Lee	2012

TRIPLES			
1.	8	Bill Bacon	1981
	8	Erik Rico	2001
	8	Erik Rico	2002
4.	7	Mark Smith	1986
5.	6	Joseph Piperato	1966
	6	Ken Veenema	1977
	6	Brian Kaufman	2006
8.	5	Dave Johnson	1977
	5	Dave Waters	1980
	5	Brian Kaufman	2005

HOME RUNS			
1.	12	Chris Cruz	2012
2.	11	Eric Kirby	1995
	11	Erik Rico	2002
	11	Mark Quatrani	2024
5.	9	Brian Kaufman	2006
	9	Nathan Ford	2009
	9	Ryan Karl	2014
8.	8	Gary Kaczor	1979
	8	Mike Branca	1981
	8	Trevor Schumm	1991
	8	Flint Foley	2001
	8	Nate David	2009
	8	Brian Billigen	2011
	8	Matt Barnhorst	2024

RUNS BATTED IN			
1.	45	Pete Watzka	1971
2.	43	Guy Leach	1988
	43	Mark Quatrani	2024
4.	42	John DeMayo	1982
	42	Erik Rico	2002
6.	40	Ken Veenema	1977
	40	Jamie Blattstein	1992
	40	Brian Billigen	2012
9.	39	Marlin McPhail	1980
10.	38	Mike Kalfopoulos	1985
	38	Brian Kaufman	2006

BATTING AVERAGE (MIN. 80 ABs)			
1.	.425	Jamie Blattstein	1992
2.	.413	Mike Kalfopoulos	1984
3.	.410	Nathan Ford	2008
4.	.406	Dale Wickham	2017
5.	.404	Brian Billigen	2009
6.	.400	Chris Stocke	1974
7.	.394	Guy Leach	1988
8.	.386	Chico Bengochea	1979
9.	.384	Mickey Brodsky	2010
10.	.383	Marlin McPhail	1982

SLUGGING PCT. (MIN 80 ABs)			
1.	.768	Erik Rico	2002
2.	.714	Mark Quatrani	2024
3.	.683	Jamie Blattstein	1992
4.	.676	Erik Rico	2001
5.	.667	Mike Kalfopoulos	1984
	.667	Brian Kaufman	2006
7.	.656	Sam Kaplan	2022
8.	.655	Gary Kaczor	1979
9.	.630	Nathan Ford	2009
10.	.627	Ken Veenema	1977



Erik Rico '02 owns single-season records in runs (46), triples (8), slugging percentage (.768), and total bases (116).

ON-BASE PCT. (MIN. 80 ABs)			
1.	.532	Mike Seagram	1984
2.	.530	John Kresho	1991
3.	.513	John Kresho	1988
4.	.503	Jamie Blattstein	1992
5.	.492	Mark Quatrani	2024
6.	.492	Michael Riff	1967
7.	.489	Erik Rico	2002
8.	.488	Marlin McPhail	1979
9.	.486	Marlin McPhail	1982
10.	.486	John Kresho	1990

WALKS DRAWN			
1.	51	John Kresho	1988
2.	37	John Kresho	1990
3.	36	Mike Seagram	1984
4.	35	Kyle Gallagher	2018
5.	34	Brenton Peters	2012
6.	33	Buddy Witkoski	1971
7.	32	Bill Bacon	1981
	32	Erik Rico	2002
	32	Brian Kaufman	2006
10.	31	Trevor Schumm	1991

STRIKEOUTS			
1.	54	Nathan Waugh	2024
2.	51	Frank Hager	2012
3.	49	Chris Cruz	2012
	49	Joe Hollerbach	2022
	49	Sam Kaplan	2023
6.	47	Chris Cruz	2014
7.	44	Jakobi Davis	2024
8.	42	Matt Collins	2019
9.	41	Matt Barnhorst	2024
10.	40	Ryan Karl	2014
	40	Caden Wildman	2024

TIMES HIT BY PITCH			
1.	15	Marlin McPhail	1979
2.	14	Chris Hanson	1995
3.	12	Randy Koch	1992
	12	Vince Santo	2002
	12	Seth Gordon	2006
	12	Dale Wickham	2018
7.	11	Randy Koch	1991
	11	Brenton Peters	2012
	11	Mark Quatrani	2024
10.	10	Frank Hager	2011

STOLEN BASES			
1.	25	John Kresho	1990
2.	23	John Kresho	1988
3.	21	Mike Kalfopoulos	1983
4.	20	Richard Meade	1954
	20	Michael Riff	1967
6.	19	JD Whetsel	2013
7.	18	John Kresho	1989
	18	Michael Macrie	1997
9.	17	Bill Walkenbach	1998
	17	Tom D'Alessandro	2014

TOTAL BASES			
1.	116	Erik Rico	2002
2.	94	Ken Veenema	1977
	94	Erik Rico	2001
4.	93	Gary Kaczor	1979
	93	Chris Cruz	2012
6.	92	Brian Kaufman	2006
	92	Nathan Ford	2009
8.	91	Guy Leach	1988
	91	Brian Billigen	2012
10.	90	Mike Kalfopoulos	1985