

CORNELL BIG RED

2025 BASEBALL GAME NOTES

6 IVY LEAGUE REGULAR-SEASON CHAMPIONSHIPS | 7 ALL-AMERICANS | 60 FIRST TEAM ALL-IVY SELECTIONS

2025 SCHEDULE

FEBRUARY (1-2)

21	at #17 Duke (DH) (ACCNX)	W, 11-8
22	at #17 Duke (DH) (ACCNX)	L, 2-16
23	at #17 Duke (ACCNX)	L, 1-18

MARCH (8-6, 4-2 IVY)

1	at UMBC (DH) (AmericaEast.tv)	W, 8-7 (10 inn.)
1	at UMBC (DH) (AmericaEast.tv)	W, 16-13
2	at UMBC (AmericaEast.tv)	Canceled

FIRST PITCH INVITATIONAL (GREENVILLE, S.C.)

7	vs. Michigan State (ESPN+)	L, 2-3
8	vs. UAB (ESPN+)	L, 12-13
9	at Winthrop (ESPN+)	L, 4-10
15	at Towson (DH)	L, 5-6
15	at Towson (DH)	W, 18-7 (8 inn.)
16	at Towson (FloBaseball)	W, 8-5
22	at Yale* (DH) (ESPN+)	W, 13-12 (10 inn.)
22	at Yale* (DH) (ESPN+)	W, 7-4
23	at Yale* (DH) (ESPN+)	L, 3-9
25	BINGHAMTON (ESPN+)	Canceled
28	BROWN* (DH) (ESPN+)	L, 4-5
28	BROWN* (DH) (ESPN+)	W, 9-6
29	BROWN* (ESPN+)	W, 13-10 (7 inn.)

APRIL (1-2, 1-2, IVY)

4	at Columbia* (DH) (ESPN+)	L, 1-10
4	at Columbia* (DH) (ESPN+)	W, 7-3
5	at Columbia* (ESPN+)	L, 9-13
8	at Bucknell (ESPN+)	Canceled
12	PENN* (DH) (ESPN+)	11:30 a.m.
12	PENN* (DH) (ESPN+)	2:30 p.m.
13	PENN* (ESPN+)	12 p.m.
15	at Binghamton (ESPN+)	6:30 p.m.
19	at Harvard* (DH) (ESPN+)	11:30 a.m.
19	at Harvard* (DH) (ESPN+)	2:30 p.m.
20	at Harvard* (ESPN+)	12 p.m.
26	at Dartmouth* (DH) (ESPN+)	11:30 a.m.
26	at Dartmouth* (DH) (ESPN+)	2:30 p.m.
27	at Dartmouth* (ESPN+)	12 p.m.
29	at Binghamton (ESPN+)	6:30 p.m.

MAY

3	PRINCETON* (DH) (ESPN+)	11:30 a.m.
3	PRINCETON* (DH) (ESPN+)	2:30 p.m.
4	PRINCETON* (ESPN+)	12 p.m.

All game times Eastern, subject to change

* - Denotes Ivy League contest

Bold Red CAPS denotes home game

PENN QUAKERS

AT

CORNELL BIG RED

GAMES 21-23 | APRIL 12-13 | ITHACA, N.Y. | BOOTH FIELD | PENN LEADS SERIES, 167-129-2

13-12

OVERALL

7-2

IVY LEAGUE

—/—/—

RANKS (D1B/NCBWA/USAT)

John Yurkow

13TH SEASON AS HEAD COACH

240-200-1 (.545)

13TH SEASON AT PENN

10-10

OVERALL

5-4

IVY LEAGUE

—/—/—

RANKS (D1B/NCBWA/USAT)

Dan Pepicelli

21ST SEASON AS HEAD COACH

111-177-1 (.386)

10TH SEASON AT CORNELL

WEEKEND INFORMATION

SATURDAY - GAME #1

ESPN+

Play-by-Play: Cooper Davis

Analyst: Nate Krackeler

Live Stats: cornellbigred.com

SATURDAY - GAME #2

ESPN+

Play-by-Play: Nate Krackeler

Analyst: Cooper Davis

Live Stats: cornellbigred.com

SUNDAY

ESPN+

Play-by-Play: Cooper Davis

Analyst: Nate Krackeler

Live Stats: cornellbigred.com

SATURDAY FORECAST

☁ 45° ☀ 7:44

Temperature: 49° high | 38° low

Forecast: 40% chance of showers

Winds: N 5-10 mph

☁ 48° ☀ 7:44

Temperature: 49° high | 38° low

Forecast: 30% chance of showers

Winds: N 5-10 mph

SUNDAY FORECAST

☁ 49° ☀ 7:46

Temperature: 55° high | 38° low

Forecast: Cloudy

Winds: NNW 10-15 mph

PROBABLE STARTING PITCHERS

RHP Carson Mayfield (1-1, 3.93)

RHP Noah Millikan (0-2, 7.04)

LHP Huxley Holcombe (3-0, 8.07)

RHP Josh Katz (3-2, 8.03)

LHP Sam Keene (1-0, 9.82)

LHP Will Tobin (1-1, 6.15)

FIRST PITCH

► In a rematch of last year's championship round of the Ivy League Baseball Tournament, the Cornell baseball team (10-10, 5-4 Ivy League) welcomes Penn (13-12, 7-2 Ivy League), who is tied with Columbia for the best mark in Ancient Eight play, to Booth Field for a three-game weekend series.

► The series commences on Saturday with an 11:30 a.m. doubleheader before the series concludes on Sunday at noon. All three games on the weekend will be streamed live on ESPN+.

WEEKEND REWIND

► Cornell faced Columbia last weekend, where the Lions took the series victory, 13-9, behind a walk-off grand slam hit by Sam Miller in the bottom of the ninth with two outs.

► The Big Red and Lions traded wins on Friday with Columbia opening the doubleheader with a 10-1 victory before sophomore left-handed pitcher **HUXLEY HOLCOMBE** pitched a career-high 7.2 innings and struck out a single-game high seven batters to split the twin bill.

► Sophomore catcher **MARK QUATRANI** led the Big Red's offense last weekend by going 5-for-12 with a double. Junior outfielder **CADEN WILDMAN** was right behind with a .385 average (5-for-13) and a double and four RBI to his credit. Senior two-way player **RYAN PORTER** batted .333 (4-for-12) with a double, home run, and five RBI. Senior outfielder **JOHN QUINLAN** was tied with Quatrani for the team lead in on-base percentage (.500) and was Cornell's only player to have swiped multiple bases on the weekend, posting stolen bases in the latter two games of the series.

GOOD TO BE BACK HOME ... FOR NOW

► This weekend will be the Big Red's fourth, fifth, and sixth games at Booth Field this season. Through the completion of Wednesday's games, Cornell is tied with UAlbany for the third-fewest amount of home games played amongst the 307 Division I baseball programs.

► Only North Alabama, who is scheduled to christen its brand-new, on-campus baseball facility on Tuesday afternoon against Samford, and North Dakota State (two games) have played fewer home games this season.

► The Big Red will not get too cozy at Booth Field as it will embark on an eight-game road trip which will be bookended by a pair of midweek contests against its Central New York rival Binghamton (April 15 and April 29). Cornell will also make the trips to Cambridge, Mass., for an Easter weekend series against Harvard (April 19-20) before returning to northern New England the following weekend for a three-game series against Dartmouth (April 26-27) in Hanover, N.H.

NCAA LEADERS

FEWEST AMOUNT OF HOME GAMES PLAYED This Season (as of 4/10/25)

SCHOOL	GP	REC.	HGP	REC
North Alabama	31	11-20	0	0-0
North Dakota State	28	10-18	2	2-0
► Cornell	20	10-10	3	2-1
UAlbany	27	10-17	3	1-2
Seven teams tied with...			4	



MEDIA CONTACT

MARSHALL HAIM

Assistant Director of Athletic Communications

✉ mh2348@cornell.edu

☎ (716) 465-4945 (mobile)

2025 CORNELL BASEBALL ROSTER

#	NAME	POS	B/T	HT	WT	YR	HOMETOWN / HIGH SCHOOL
1	John Quinlan	OF	S/R	5-9	185	Sr.	Menlo Park, Calif. / Menlo-Atherton
2	Mason Barela	C/INF	R/R	5-9	195	Fr.	Jupiter, Fla. / Jupiter
3	Chris Ellison	RHP	R/R	6-0	190	Sr.	Howell, N.J. / Howell
4	Caden Wildman	OF	R/R	6-3	215	Jr.	Woodbury, Minn. / East Ridge
5	Tyler Beaulieu	OF	R/R	6-1	175	Fr.	Berwyn, Pa. / Episcopal Academy
6	Kyle Musser	OF	R/R	5-10	182	Sr.	Lititz, Pa. / Manheim Township
7	Max Jensen	INF	L/R	6-3	210	Sr.	Burke, Va. / Lake Braddock
8	Luke Johnson	INF	R/R	6-1	180	So.	Coto de Caza, Calif. / Santa Margarita Catholic
9	Graham Biben	RHP	R/R	6-0	170	So.	New York, N.Y. / Riverdale Country School
11	Matthew Walters	OF	R/R	5-11	195	Jr.	Granbury, Texas / Granbury
12	Ryan Porter	OF/RHP	R/R	6-0	185	Sr.	Houston, Texas / Paetow
13	Ethan Hamill	RHP	R/R	6-3	200	Jr.	Chester, Va. / Thomas Dale
15	Owen Carlson	INF	L/R	5-11	180	So.	Los Angeles, Calif. / Harvard-Westlake School
16	Noah Keller	LHP	L/L	6-1	210	Jr.	Goodrich, Mich. / Goodrich
17	Gus Magill	RHP	R/R	6-0	200	Fr.	New York, N.Y. / Fordham Preparatory School
18	TJ Swidorski	INF	R/R	6-0	185	Jr.	Woodbury, Minn. / East Ridge
19	Mark Quatrani	C	R/R	5-11	200	So.	Springfield, Pa. / The Haverford School
20	Kevin Hager	INF	R/R	6-0	190	So.	Berkeley Heights, N.J. / Delbarton School
21	John Gerfen	LHP	R/L	6-0	195	Jr.	Brewster, N.Y. / Brewster
22	Jakobi Davis	OF	L/L	6-4	210	Sr.	Sarasota, Fla. / Sarasota Riverview
23	Jayden Shin	INF	L/R	6-2	205	Fr.	Pennington, N.J. / Hopewell Valley
25	Beck Urofsky	INF	R/R	6-4	225	Jr.	Silver Spring, Md. / Bethesda-Chevy Chase
26	John Hegarty	RHP	L/R	6-5	200	Fr.	Needham, Mass. / St. Mark's School
28	Max Foster	RHP	R/R	6-3	210	So.	Bethel, Conn. / Bethel
29	Will Siwinski	LHP	R/L	6-3	195	Fr.	San Francisco, Calif. / St. Ignatius College Prep
30	William Jaun	1B/LHP	L/L	6-3	225	Sr.	Loveland, Ohio / St. Xavier
31	Ryan Dillon	C	R/R	6-2	185	Fr.	Marlborough, Mass. / Marlborough
32	Carson Mayfield	RHP	R/R	6-5	225	Jr.	Annandale, Va. / Bishop O'Connell
34	Ethan Van Sice	RHP	R/R	5-9	170	So.	Arlington, Va. / Gonzaga College [D.C.]
36	Nathaniel Jennewein	LHP	R/L	5-11	180	So.	Tampa, Fla. / T.R. Robinson
37	Huxley Holcombe	LHP	L/L	6-6	180	So.	Worcester, Mass. / Worcester Academy
38	Braeden Johnson	LHP	L/L	6-3	220	Fr.	Otego, N.Y. / Unatego
40	Tavian Ramos	RHP	R/R	6-2	180	Fr.	Neenah, Wis. / Neenah
41	Jackson Marko	C	R/R	5-10	175	Jr.	Syracuse, N.Y. / Christian Brothers Academy
42	Josh Shea	RHP	R/R	5-11	175	Jr.	Cortlandt Manor, N.Y. / Hendrick Hudson
43	Ethan McHugh	RHP	R/R	5-9	165	Jr.	Annandale, N.J. / North Hunterdon
44	Sam Keene	LHP	L/L	6-4	200	Fr.	Cohasset, Mass. / Boston College HS

PITCHERS (16)			
3	Chris Ellison	R/R	Sr.
9	Graham Biben	R/R	So.
13	Ethan Hamill	R/R	Jr.
16	Noah Keller	L/L	Jr.
17	Gus Magill	R/R	Fr.
21	John Gerfen	R/L	Jr.
26	John Hegarty	L/R	Fr.
28	Max Foster	R/R	So.
29	Will Siwinski	R/L	Fr.
32	Carson Mayfield	R/R	Jr.
34	Ethan Van Sice	R/R	So.
36	Nathaniel Jennewein	R/L	So.
37	Huxley Holcombe	L/L	So.
38	Braeden Johnson	L/L	Fr.
40	Tavian Ramos	R/R	Fr.
42	Josh Shea	R/R	Jr.
43	Ethan McHugh	R/R	Jr.
44	Sam Keene	L/L	Fr.

CATCHERS (4)			
2	Mason Barela	R/R	Fr.
19	Mark Quatrani	R/R	So.
31	Ryan Dillon	R/R	Fr.
41	Jackson Marko	R/R	So.

INFELDERS (6)			
7	Max Jensen	L/R	Sr.
8	Luke Johnson	R/R	So.
15	Owen Carlson	L/R	So.
18	TJ Swidorski	R/R	Jr.
20	Kevin Hager	R/R	So.
23	Jayden Shin	L/R	Fr.
25	Beck Urofsky	R/R	Jr.

OUTFIELDERS (5)			
1	John Quinlan	S/R	Sr.
4	Caden Wildman	R/R	Jr.
5	Tyler Beaulieu	OF	Fr.
6	Kyle Musser	R/R	Sr.
11	Matthew Walters	R/R	Jr.
22	Jakobi Davis	L/L	Jr.

UTILITY (2)			
12	Ryan Porter	R/R	Sr.
30	William Jaun	L/L	Jr.

COACHING AND SUPPORT STAFF

Head Coach:	Dan Pepicelli
Associate Head Coach:	Tom Ford
Assistant Coach:	John Toppa
Assistant Coach:	Robby Faris
Athletic Trainer:	Grace DeStefano
Strenght & Conditioning:	Chris Van Alstyne
Equipment Manager:	Graig Lyon

PRUH-NUHN-SEE-AY-SHN GUIDE















2	Mason Barela	buh-RELL-uh
5	Tyler Beaulieu	BOWL-yoo
6	Kyle Musser	MUH-sihr
9	Graham Biben	BYE-bin
17	Gus Magill	muh-GIHL
18	TJ Swidorski	swih-DOOR-skee
19	Mark Quatrani	QU-trah-knee
20	Kevin Hager	HAY-gher
21	John Gerfen	guhr-FIN
25	Beck Urofsky	yuhr-OFF-skee
29	Will Siwinski	sih-WIHN-skee
30	William Jaun	JOHN
34	Ethan Van Sice	van SIYS
36	Nathaniel Jennewein	jehn-IH-wine
37	Huxley Holcombe	hohl-CUMB
40	Tavian Ramos	TAY-vee-ihn
HC	Dan Pepicelli	PEP-ih-sell-ee
AC	John Toppa	TOE-puh
AT	Grace DeStefano	dee-STIH-fah-no

ROSTER BREAKDOWN

BY CLASS

FRESHMAN (10)	SOPHOMORES (9)	JUNIORS (11)	SENIORS (7)
2 Barela	8 L.Johnson	4 Wildman	1 Quinlan
5 Beaulieu	9 Biben	11 Walters	3 Ellison
17 Magill	15 Carlson	13 Hamill	6 Musser
23 Shin	19 Quatrani	16 Keller	7 Jensen
26 Hegarty	20 Hager	18 Swidorski	12 Porter
29 Siwinski	28 Foster	21 Gerfen	22 Davis
31 Dillon	34 Van Sice	25 Urofsky	30 Jaun
38 B.Johnson	36 Jennewein	32 Mayfield	
40 Ramos	37 Holcombe	41 Marko	
44 Keene		42 Shea	
		43 McHugh	

BY STATE

 New York	6	 Florida	3	 Maryland	1
 California	4	 Pennsylvania	3	 Michigan	1
 Massachusetts	4	 Minnesota	2	 Ohio	1
 New Jersey	4	 Texas	2	 Wisconsin	1
 Virginia	4	 Connecticut	1		

CORNELL QUICK FACTS

GENERAL INFORMATION

Location:	Ithaca, N.Y.
Enrollment:	26,284 (16,071 undergraduate)
Founded:	1865
Nickname:	Big Red
School Colors:	Carnelian Red (Pantone 187) and White
Conference:	Ivy League
Interim President:	Michael I. Kotlikoff
Meakam Smith Director of Athletics:	Dr. Nicki Moore
Athletics Website:	CornellBigRed.com
Facebook:	/CornellSports
Instagram:	@CornellSports @cornellbsb
X:	@CornellSports @CornellBaseball

HISTORY

Seasons of Baseball:	154th
First Season:	1869
All-Time Record (Win Pct.):	1772-2021-34 (.467)
Ivy League Regular-Season Titles (last):	6 (2012)
Ivy League Championship Titles (last):	1 (2012)
Ivy League Tournament Appearances (last):	1 (2024)
NCAA Tournament Appearances (last):	2 (2012)
Most Consecutive NCAA Appearances:	N/A
College World Series Appearances (last):	None
National Championships:	None
NCAA Tournament Record:	2-4 (.333)

BOOTH FIELD

Year Opened (Season):	2023 (3rd)
Dimensions:	318' (LF/RF), 390' (CF), 397' (LCF/RCF)
Capacity:	500
All-Time Record:	8-10 (.444)
Under Dan Pepicelli:	8-10 (.444)

COACHING STAFF

Head Coach:	Dan Pepicelli (Cortland '90)
Overall Record:	332-354-3 (.484)
Record at Cornell:	111-177-1 (.386)
Associate Head Coach:	Tom Ford (Ithaca '79)
Assistant Coach:	John Toppa (UConn '19)
Assistant Coach:	Robby Faris (Johns Hopkins '20)

2024 IN REVIEW

Overall Record:	17-21 (.447)
Ivy League Record (Finish):	11-10 (.524) — 3rd
Home Record:	7-5 (.583)
Road Record:	8-14 (.364)
Neutral Record:	2-2 (.500)
Ivy League Tournament:	No. 3 seed / Champ. Round Lost to Penn in Championship Round, 11-9 & 12-6
NCAA Tournament:	Not selected
D1Baseball.com Poll Ranking (final):	N/A
NCBWA Poll Ranking (final):	N/A
USA Today Poll Ranking (final):	N/A

2025 TEAM INFORMATION

Letterwinners Returning / Lost:	18 / 6
Newcomers:	11
Fr / So / Jr / Sr:	10 / 8 / 11 / 7

ATHLETIC COMMUNICATIONS

Jeremy Hartigan	
Sr. Associate Director of Athletics for Communications	
Marshall Haim	
Assistant Director of Athletic Communications (BSB)	
Phone:	(716) 465-4945
Email:	mh2348@cornell.edu
Shawn Gillen	
Assistant Director of Athletic Communications	
Aaron Kelly	
Assistant Director of Athletic Communications	
Sydney Duenckel	
Athletic Communications Intern	

CORNELL
BASEBALL

SCOUTING REPORT



as of 4/10/25



2	155	.275	<<	BATTING AVG.	.274	162	3
4	209	.370		ON-BASE PCT.	>> .392	122	1
2	112	.454	<<	SLUGGING PCT.	.438	134	3
4	142	6.80		RUNS (AVG.)	>> 7.65	79	2
1	94	9.76	<<	HITS (AVG.)	9.65	107	2
3	130	1.04		HOME RUNS (AVG.)	>> 1.10	117	2
—	—	8.72		STRIKEOUTS (AVG.)	>> 8.10	—	—
3	208	4.28		WALKS (AVG.)	>> 5.55	45	1
3	120	1.36		STEALS (AVG.)	>> 1.50	100	2
2	176	6.45	<<	ERA	8.65	273	7
2	173	1.69	<<	WHIP	1.89	250	5
1	27	9.80	<<	STRIKEOUTS (AVG.)	6.25	269	7
—	—	.289		OPP. AVERAGE	>> .267	—	—
2	152	.967		FIELDING PCT.	>> .977	37	1

BATTING LEADERS

		AVG	OBP	SLG	OPS
12	Ryan Porter	.357	.390	.714	1.104
20	Kevin Hager	.333	.473	.493	.966
19	Mark Quatrani	.329	.439	.532	.971
7	Max Jensen	.284	.430	.582	1.012
4	Caden Wildman	.274	.365	.384	.749



PENN

		AVG	OBP	SLG	OPS
6	Jarrett Pokrovsky	.364	.409	.596	1.005
16	Gavin Collins	.324	.407	.461	.868
5	Ryan Taylor	.302	.393	.490	.883
44	Nick Spaventa	.287	.378	.468	.846
32	Gavin Degnan	.265	.339	.531	.870

LOOKING TO KEEP THE STREAK GOING

► Sophomore left-handed pitcher **HUXLEY HOLCOMBE** has been named the winning pitcher in each of his last three starts, all of which have come in Ivy League play. Holcombe enters the weekend tied with Yale freshman Jack Ohman for the most wins in conference play this season, as both players have identical 3-0 records.

► The last time a Cornell pitcher posted three victories in as many appearances was last season when **CHRIS ELLISON** recorded three straight wins, all of which came in outings out of the Big Red bullpen. Holcombe is the first starting pitcher to have wins in three consecutive starts since **PAUL BALESTRIERI** and **JUSTIN LEWIS** each had three-game win streaks in 2017.

► With a win this weekend, Holcombe would be the fifth Big Red starting pitcher (sixth instance) since 1997 to have wins in four consecutive starts, joining **BRENDAN MCQUAID** (six in 2000), **BRENT JONES**, **BRIAN MCAFEE** (four in 2012 and 2015), and **NICK BUSTO** (four in 2013).

STAYING STRONG IN THE FIELD

► Coming off its program-record .975 fielding percentage (35 errors in 1,407 fielding chances) last season, Cornell has carried its fielding success into the 2025 campaign, committing just 17 errors in 730 fielding opportunities (.977 fielding percentage).

► The Big Red's fielding percentage ranks 37th in Division I baseball after the conclusion of Wednesday's contests, leading all Ivy League programs in fielding percentage by nine points (Penn — .967). Cornell's 17 errors committed are tied with Charlotte, Rutgers, and Vanderbilt for the third-fewest miscues in Division I baseball, and has 10 fewer errors than the second-place holder in the Ancient Eight (Dartmouth — 27 errors).

► Since last season, Cornell has a cumulative .976 fielding percentage (52 errors in 2,137 fielding chances), which ranks 42nd among Division I programs in the span. The Big Red has an eight-point lead over Penn (.967 — 85 errors in 2,598 fielding chances) for the top fielding percentage in the Ivy League during the span.

► Cornell's 52 errors committed since last season is tied with Notre Dame for the fewest miscues in Division I baseball, and is one of five programs to have under 60 errors during the timeframe, also joined by Northwestern (57), Arkansas (57), and Cal Poly (58).

CORNELL RECORD BOOK

MOST CONSECUTIVE STARTS WITH WINS

Cornell Program History (Since 1997)

PLAYER	YEAR	WINS
Brendan McQuaid	2000	6
Brendan McQuaid	1999	4
Brent Jones	2012	4
Brian McAfee	2012	4
Nick Busto	2013	4
Brian McAfee	2015	4
John Osgood	1998	3
Brendan McQuaid	2001	3
Jim Hyland	2007	3
Matt Hill	2008	3
Paul Balestrieri	2017	3
Justin Lewis	2017	3
► Huxley Holcombe	2025	3

NCAA LEADERS

FEWEST ERRORS COMMITTED

This Season (as of 4/10/25)

SCHOOL	G	PO	A	E	F%
Ball St.	34	871	310	15	.987
UTRGV	32	825	287	16	.986
Charlotte	32	841	250	17	.985
► Cornell	20	512	201	17	.977
Rutgers	33	846	287	17	.985
Vanderbilt	33	849	249	17	.985
Arkansas	34	852	271	18	.984
Georgia	35	897	319	18	.985

FEWEST ERRORS IN DIVISION I BASEBALL

Since Start of 2024 Season (as of 4/10/25)

SCHOOL	G	PO	A	E	F%
Notre Dame	82	2110	715	52	.982
► Cornell	58	1505	580	52	.976
Arkansas	94	2423	714	57	.982
Northwestern	82	2093	772	57	.980
Cal Poly	88	2376	841	58	.982

SATURDAY'S PROBABLE STARTING PITCHER



CARSON MAYFIELD 32

2025 STATS: 1-1, 3.93 ERA, 36.2 IP, 15 BB, 30 SO

Height / Weight: 6-5 / 225 lbs.
Hometown: Annandale, Va.
High School: Bishop O'Connell

Bats/Throws: R/R
Year: Junior

MAYFIELD'S CAREER STATS

	W	L	ERA	G	GS	CG	IP	H	R	ER	BB	SO	HR	GDP	WHIP	AVG
2023	1	2	4.89	18	0	0	46.0	49	36	25	12	38	6	3	1.33	.266
2024	2	2	8.55	8	8	0	33.2	41	32	32	13	27	5	2	1.60	.299
2025	1	1	3.93	7	7	0	36.2	26	21	16	15	30	6	3	1.12	.200
TOTALS	4	5	5.65	33	15	0	116.1	116	89	73	40	95	17	8	1.34	.257

NEWS & NOTES ON MAYFIELD

► **THIS WEEKEND:** Mayfield is scheduled to make his 33rd appearance (15th start) of his collegiate career this weekend ... enters the weekend series eight strikeouts shy of achieving 100 career punchouts.

► **RANKINGS (as of 4/10):** .208 BABIP (9th nationally, 1st in Ivy League) ... 11 hit batters (28th nationally, 1st in Ivy League) ... 6.38 hits per 9 innings (49th nationally, 2nd in Ivy League) ... 1.12 WHIP (97th nationally, 2nd in Ivy League)

► **LAST TIME OUT:** Allowed season-high nine hits across five innings of work in last weekend's series opener against Columbia (April 4) ... five-inning outing for Mayfield marked the 12th time in his 15 career starts that he has pitched into the fifth inning ... issued career-high four walks and struck out three batters.

► **HE'S OUR GUY:** Became fifth Cornell pitcher this century to serve as Big Red's starter in consecutive season openers, joining **BRENDAN McQUAID** (2001 and 2002 — Bucknell), **ROCKY COLLIS** (2005 — West Virginia; 2006 — Bucknell), **COREY PAPPEL** (2010 — Binghamton; 2011 — Rider), and **CONNOR KAUFMANN** (2012 — Maryland Eastern Shore; 2013 — Gardner-Webb).

► **2024:** Started all eight appearances before missing final month due to injury, pitching once over final six weeks ... posted 2-2 record with 8.55 ERA ... first victory came at Richmond (March 16) with 5 IP, 5 H, 2 R, 1 BB, 3 SO line ... season-high 6.2 IP as part of first quality start against Princeton (March 22), yielding three runs on three hits while issuing no walks and striking out season- and career-high eight ... other victory came against Dartmouth (March 30) ... registered one walk or fewer in five of eight outings ... named to College Sports Communicators' (CSC) Academic All-District Team, lone Cornell baseball player to earn honor.

► **2023:** Served as one of Cornell's go-to relievers, tying **SPENCER EDWARDS** for most appearances (18) ... struck out 38 over 46 IP and issued 12 BB ... posted 1-2 record with team-leading 4.89 ERA ... fanned season-high five batters on two occasions (March 18 at George Mason; April 21 vs. Princeton) ... first collegiate save came at Yale (March 24) before collecting first victory over Columbia in following weekend (April 2) ... also earned a save at Dartmouth (May 6).

► **PRIOR TO CORNELL:** Four-year letterwinner in baseball at Falls Church and Bishop O'Connell ... named MVP at 2022 Mingo Bay Classic Tournament, where team claimed championship ... two-time captain (Falls Church — 2020; Bishop O'Connell — 2022) ... tabbed Second Team All-Region as RHP in 2019 while at Falls Church ... earned pair of first-team honors, being named First Team Division I All-State in 2021 and First Team All-WCAC in 2022 ... member of Expanded Services Mentoring Program at Bishop O'Connell in 2021-22.

MAYFIELD'S 2025 GAME LOG

DATE	VS.	RESULT	DEC	GS	IP	H	R	ER	BB	SO	HR	NP-S	S%	RS	W-L	ERA	AVG	NOTES
2/21	@ DUKE	W 11-8	W-1	1	6.0	0	0	0	2	2	0	77-45	58.4%	10	1-0	0.00	.000	2nd OD start ... 6 no-hit IP ... 1 over min.
FEBRUARY				1	6.0	0	0	0	2	2	0	77-45	58.4%	10	1-0	0.00	.000	
3/1	@ UMBC (G1)	W 8-7 (10)	—	1	4.0	5	5	3	3	5	3	75-41	54.7%	6	1-0	2.70	.147	Pitched into 5th for 7th time in 10 starts
3/7	vs. MSU	L 2-3	—	1	6.0	4	2	1	0	3	1	85-52	61.2%	2	1-0	2.25	.161	Retired 16 of last 18 batters faced
3/15	@ TOW (G1)	L 5-6	—	1	4.2	3	2	2	1	5	1	81-53	65.4%	1	1-0	2.61	.167	Matched season high for SO (5)
3/22	@ YALE (G1)	W 13-12 (10)	—	1	5.0	1	5	5	3	6	0	106-60	56.6%	8	1-0	3.86	.149	Fanned season-high six batters
3/28	BRWN	L 4-5	—	1	6.0	4	2	2	2	6	0	93-64	68.8%	3	1-0	3.69	.156	Tied season-highs in IP (6.0) and SO (6)
MARCH				5	25.2	17	16	13	9	25	5	440-270	61.4%	20	0-0	4.56	.183	
4/4	@ COL (G1)	L 1-10	L-1	1	5.0	9	5	3	4	3	1	106-61	57.5%	1	1-1	3.93	.200	
APRIL				1	5.0	9	5	3	4	3	1	106-61	57.5%	1	0-1	5.40	.429	
TOTALS				7	36.2	26	21	16	15	30	6	623-376	60.4%	31	1-1	3.93	.200	

MAYFIELD'S 2025 SPLITS

SPLIT	W	L	G	GS	IP	H	R	ER	HR	BB	SO	ERA	AVG
TOTALS	1	1	7	7	36.2	26	21	16	6	15	30	3.93	.200
Home	0	0	1	1	6.0	4	2	2	0	2	6	3.00	.182
Away	1	1	5	5	24.2	18	17	13	5	13	21	4.74	.209
Neutral	0	0	1	1	6.0	4	2	1	1	0	3	1.50	.182
Day	1	0	7	7	36.2	26	21	16	6	15	30	3.93	.200
Night	—	—	—	—	—	—	—	—	—	—	—	—	—
Starter	1	0	7	7	36.2	26	21	16	6	15	30	3.93	.200
Reliever	—	—	—	—	—	—	—	—	—	—	—	—	—

MAYFIELD'S 2025 SPLITS vs. LHB/RHB

	BF	AB	H	2B	3B	HR	BB	SO	AVG	OBP	SLG	OPS
Total	159	130	26	3	1	6	15	30	.200	.329	.377	.706
vs. LHB	41	31	6	1	0	0	6	6	.194	.341	.226	.567
vs. RHB	118	99	20	2	1	6	9	24	.202	.325	.424	.749

SINGLE-GAME HIGHS & LOWS

2025	CAREER
6.0, (3x), Last: vs. Brown (3/28)	IP 6.2, at Princeton (3/22/24)
9, at Columbia (4/4)	H 10, at VCU (3/10/23)
5, (3x), Last: at Columbia (4/4)	R 9, at Georgetown (3/10/24)
5, at Yale (3/22)	ER 9, at Georgetown (3/10/24)
4, at Columbia (4/4)	BB 4, at Columbia (4/4/25)
6, (2x), Last: vs. Brown (3/22)	SO 8, at Princeton (3/22/24)
3, at UMBC (3/1)	HR 3, at UMBC (3/1/25)
106, (2x), Last: at Columbia (4/4)	PITCHES 106, (2x), Last: at Columbia (4/4/25)
—	CG —
—	SHO —
—	W STREAK —
—	L STREAK 2 games (3/3/24 - 3/10/24)

NOTE: Bold denotes active streak

MAYFIELD VS. PENN

	W-L	ERA	AVG	G	GS	IP	H	R	ER	BB	SO	HR
CAREER	0-1	3.86	.211	3	0	4.2	4	3	2	2	4	0
BOOTH FIELD	0-1	3.86	.211	3	0	4.2	4	3	2	2	4	0
2024	—	—	—	—	—	—	—	—	—	—	—	—

LAST APP: 4/29/23 (L, 3-4)

► Slated to make fourth career appearance against Penn this weekend ... outing will be first-ever start versus the Quakers.

► Made trio of relief appearances at Booth Field during 2023 season ... opened weekend allowing an unearned run on two hits in 3.2 IP while striking out three batters in first game of April 28, 2023, doubleheader ... issued a walk to lone batter he faced in April 28 nightcap, with runner later scoring ... capped weekend by allowing one run on two hits in an inning of work, while walking one and striking out one.



HUXLEY HOLCOMBE 37
2025 STATS: 3-0, 8.07 ERA, 35.2 IP, 22 BB, 25 SO

Height / Weight: 6-6 / 180 lbs.
Hometown: Worcester, Mass.
High School: Worcester Academy
Bats/Throws: L/L
Year: Sophomore

HOLCOMBE'S CAREER STATS

	W	L	ERA	G	GS	CG	IP	H	R	ER	BB	SO	HR	GIDP	WHIP	AVG
2024	2	2	7.78	14	3	0	41.2	48	39	36	30	26	8	2	1.87	.296
2025	3	0	8.07	7	5	0	35.2	37	35	32	22	25	4	2	1.65	.280
TOTALS	5	2	7.91	21	8	0	77.1	85	74	68	52	51	12	4	1.77	.289

NEWS & NOTES ON HOLCOMBE

► **THIS WEEKEND:** Holcombe is set to toe the rubber for the 22nd time in his collegiate career and make his ninth career start (sixth of season).

► **LAST TIME OUT:** Posted career highs in innings pitched (7.2) and strikeouts (7) as he notched his second quality start in his last three outings ... allowed three runs on three hits and issued four walks across outing ... threw 75 of his career-high 118 pitches for strikes (63.6 percent), his highest strike ratio since March 8 against UAB (57-of-88 — 64.7 percent).

► **FINDING HIS GROOVE:** After allowing 21 ER on 25 hits over 16.1 IP in his four non-conference outings (11.57 ERA, 2.14 WHIP), Holcombe has yielded 11 earned runs on 12 hits over his last 19.1 IP, leading to a 645-point improvement in ERA (5.12) and a 90-point decrease in WHIP (1.24) ... opponents are hitting just .190 off Holcombe over his last three starts, a 172-point improvement from the .362 clip in his first four outings.

► **2024:** Started in three of his 14 appearances, logging 2-2 record with 7.78 ERA ... served as one of Cornell's go-to bulk arms out of bullpen, registering 3+ IP in eight of 11 relief outings and in 10 of 14 total appearances ... pitched season-high 5.0 IP and was winning pitcher in consecutive outings against Harvard (April 6) and Penn (April 13) ... named Ivy League Rookie of the Week following outing against Harvard, where he earned first collegiate victory after pitching five shutout innings of work and yielding just two baserunners (1 H, 1 BB) and striking out three Crimson batters ... fanned season-high four batters on two occasions (April 28 vs. Columbia; May 20 vs. Penn).

► **PRIOR TO CORNELL:** Received four letters in baseball, aiding Worcester Academy to 2023 CNEPSBL Championship ... was two-time CNEPSBL All-Star and two-time CNEPSBL All-League selection (2022 and 2023) ... also received three letters in cross country, which included earning most improved in 2019 at Vermont Academy in Saxtons River, Vt. ... also lettered once in swimming, nordic skiing, and soccer.

STAT BREAKDOWN

HOLCOMBE BY SEGMENT
This Season

SPAN	IP	H	ER	ERA	WHIP	AVG
First 4	16.1	25	21	11.57	2.14	.362
► Last 3	19.1	12	11	5.12	1.24	.190
CHANGE	+3.0	-13	-10	-6.45	-0.90	-.172

HOLCOMBE'S 2025 SPLITS

SPLIT	W	L	G	GS	IP	H	R	ER	HR	BB	SO	ERA	AVG
TOTALS	3	0	7	5	35.2	37	35	32	4	22	25	8.07	.280
Home	1	0	1	1	5.2	5	6	5	0	3	4	7.94	.263
Away	2	0	5	3	24.2	25	24	24	4	18	19	8.76	.272
Neutral	0	0	1	1	5.1	7	5	3	0	1	2	5.06	.333
Day	0	0	7	5	35.2	37	35	32	4	22	25	8.07	.280
Night	—	—	—	—	—	—	—	—	—	—	—	—	—
Starter	3	0	5	5	29.0	27	23	20	1	16	20	6.21	.265
Reliever	0	0	2	0	6.2	10	12	12	3	6	5	16.20	.333

HOLCOMBE'S 2025 SPLITS vs. LHB/RHB

	BF	AB	H	2B	3B	HR	BB	SO	AVG	OBP	SLG	OPS
Total	165	132	37	6	0	4	22	25	.280	.400	.417	.817
vs. LHB	41	31	9	2	0	0	8	6	.290	.436	.355	.791
vs. RHB	124	101	28	4	0	4	14	19	.277	.388	.436	.824

SINGLE-GAME HIGHS & LOWS

2025	CAREER
7.2, at Columbia (4/4)	IP 7.2, at Columbia (4/4/25)
8, at Towson (3/15)	H 8, at Towson (3/15/25)
10, at Duke (2/23)	R 10, at Duke (2/23/25)
10, at Duke (2/23)	ER 10, at Duke (2/23/25)
5, (2x), Last: at Yale (3/22)	BB 5, (3x), Last: at Yale (3/22/25)
7, at Columbia (4/4)	SO 7, at Columbia (4/4/25)
2, at UMBC (3/1)	HR 3, (2x), Last: vs. Columbia (4/28/24)
118, at Columbia (4/4)	PITCHES 118, at Columbia (4/4/25)
—	CG —
—	SHO —
3 games (3/22 - Pres.)	W STREAK 3 games (3/22/25 - Pres.)
—	L STREAK —

NOTE: Bold denotes active streak

HOLCOMBE VS. PENN

	W-L	ERA	AVG	G	GS	IP	H	R	ER	BB	SO	HR
CAREER	1-0	7.71	.278	3	1	9.1	10	9	8	7	7	1
BOOTH FIELD	—	—	—	—	—	—	—	—	—	—	—	—
2024	1-0	7.71	.278	3	1	9.1	10	9	8	7	7	1
LAST APP:	5/20/24 (ND; L, 6-12)	1	0	0.1	1	0	0	0	0	0	0	0
LAST WIN:	4/13/24 (W, 18-11)	1	1	5.0	5	5	5	3	3	1		

► Scheduled to make his fourth career appearance and second start against Penn this weekend.

► In first start against the Quakers, allowed five runs on five hits in five innings of work ... walked three and struck out three during outing.

► Made pair of relief appearances against Penn in last year's championship round of the Ivy League Baseball Tournament ... allowed four runs (three earned) on five hits over 4.1 IP ... walked four and struck out four.

HOLCOMBE'S 2025 GAME LOG

DATE VS.	RESULT	DEC	GS	IP	H	R	ER	BB	SO	HR	NP-S	S%	RS	W-L	ERA	AVG	NOTES
2/23 @ DUKE	L 1-18	—	0	3.1	6	10	10	5	2	1	82-47	57.3%	—	0-0	27.00	.375	Allowed career-highs in R, ER, & BB
FEBRUARY			0	3.1	6	10	10	5	2	1	82-47	57.3%	—	0-0	27.00	.375	
3/1 @ UMBC (G1) W	8-7 (10)	—	0	3.1	4	2	2	1	3	2	63-38	60.3%	—	0-0	16.20	.333	One SO shy of matching career high
3/8 vs. UAB	L 12-13	—	1	5.1	7	5	3	1	2	0	88-57	64.7%	3	0-0	11.25	.333	Pitched career-high 5.1 IP, 88 pitches
3/15 @ TOW (G2) W	18-7	—	1	4.1	8	6	6	3	3	1	68-41	60.3%	8	0-0	11.57	.362	
3/22 @ YALE (G2) W	7-4	W-1	1	6.0	4	3	3	5	4	0	87-52	59.7%	7	1-0	9.67	.333	Career-high 6 IP ... matched CH for SO (4)
3/29 BRWN (G1) W	9-6	W-2	1	5.2	5	6	5	3	4	0	98-57	58.2%	7	2-0	9.32	.321	Second straight win, 4-SO outing
MARCH			4	24.2	28	22	19	13	16	3	404-245	60.6%	25	2-0	6.93	.311	
4/4 @ COL (G2) W	7-3	W-3	1	7.2	3	3	3	4	7	0	118-75	63.6%	7	3-0	8.07	.280	Third straight win; CHs in IP (7.2), SO (7)
APRIL			1	7.2	3	3	3	4	7	0	118-75	63.6%	7	1-0	3.52	.115	
TOTALS			5	35.2	37	35	32	22	25	4	604-367	60.8%	32	3-0	8.07	.280	

SUNDAY'S GAME TWO PROBABLE STARTING PITCHER



SAM KEENE

2025 STATS: 1-0, 9.82 ERA, 14.2 IP, 17 BB, 11 SO

44

Height / Weight: 6-4 / 200 lbs.
Hometown: Cohasset, Mass.
High School: Boston College HS

Bats/Throws: L/L
Year: Freshman

KEENE'S CAREER STATS

	W	L	ERA	G	GS	CG	IP	H	R	ER	BB	SO	HR	GIDP	WHIP	AVG
2025	1	0	9.82	7	2	0	14.2	12	16	16	17	11	1	4	1.98	.235
TOTALS	1	0	9.82	7	2	0	14.2	12	16	16	17	11	1	4	1.98	.235

NEWS & NOTES ON KEENE

► **THIS WEEKEND:** Keene is scheduled to make his eighth appearance of the season and his third career start on Sunday to conclude this weekend's series.

► **LAST TIME OUT:** Registered second career start in as many outings ... matched season-high for innings pitched (4.0) while striking out season-high four batters ... also allowed three runs on four hits and issued trio of walks ... threw 82 pitches, 48 for strikes (58.5 percent) to set season high for pitches thrown.

► **PRIOR TO CORNELL:** Earned three varsity letters at Boston College HS, where he was winning pitcher in program's clinching of 2024 Massachusetts State Baseball Championship ... served as team captain during 2024 season for program that ranked as high as No. 39 nationally ... two-time Catholic Conference All-Star selection (2023 and 2024) ... named to All-Scholastic Team by Boston Globe in 2024 and by Patriot Ledger in 2023 and 2024 ... also spent three years on Boston College HS' golf team ... member of National Honor Society ... earned high honors all four years of high school ... founded and served as President of Sports Journalism and Analytics Club at Boston College HS ... played club baseball for North East Baseball, playing four years with team ... named to Perfect Game All-Tournament Team during 2022 and 2023 seasons ... aided team to WWBA New England Championship in 2023.

KEENE'S 2025 SPLITS

SPLIT	W	L	G	GS	IP	H	R	ER	HR	BB	SO	ERA	AVG
TOTALS	1	0	7	2	14.2	12	16	16	1	17	11	9.82	.235
Home	0	0	1	1	4.0	6	4	4	1	3	1	9.00	.429
Away	1	0	5	1	9.2	6	12	12	0	13	9	11.17	.176
Neutral	0	0	1	0	1.0	0	0	0	0	1	1	0.00	.000
Day	1	0	7	2	14.2	12	16	16	1	17	11	9.82	.235
Night	—	—	—	—	—	—	—	—	—	—	—	—	—
Starter	0	0	2	2	8.0	10	7	7	1	6	5	7.88	.345
Reliever	1	0	5	0	6.2	2	9	9	0	11	6	12.15	.091

KEENE'S 2025 SPLITS vs. LHB/RHB

	BF	AB	H	2B	3B	HR	BB	SO	AVG	OBP	SLG	OPS
Total	72	51	12	2	1	1	17	11	.235	.429	.373	.801
vs. LHB	19	14	3	0	1	0	5	3	.214	.421	.357	.778
vs. RHB	53	37	9	2	0	1	12	8	.243	.431	.378	.810

SINGLE-GAME HIGHS & LOWS

	2025	CAREER
4.0, (2x), Last: at Columbia (4/4)	IP	4.0, (2x), Last: at Columbia (4/4/25)
6, vs. Brown (3/29)	H	6, vs. Brown (3/29/25)
4, (2x), Last: vs. Brown (3/29)	R	4, (2x), Last: vs. Brown (3/29/25)
4, (2x), Last: vs. Brown (3/29)	ER	4, (2x), Last: vs. Brown (3/29/25)
3, (4x), Last: at Columbia (4/4)	BB	3, (4x), Last: at Columbia (4/4/25)
4, at Columbia (4/4)	SO	4, at Columbia (4/4/25)
1, vs. Brown (3/29)	HR	1, vs. Brown (3/29/25)
82, at Columbia (4/4)	PITCHES	82, at Columbia (4/4/25)
	CG	—
	SHO	—
	W STREAK	—
	L STREAK	—

NOTE: Bold denotes active streak

KEENE VS. PENN

	W-L	ERA	AVG	G	GS	IP	H	R	ER	BB	SO	HR
CAREER	—	—	—	—	—	—	—	—	—	—	—	—
BOOTH FIELD	—	—	—	—	—	—	—	—	—	—	—	—
2024	—	—	—	—	—	—	—	—	—	—	—	—
LAST APP: N/A	—	—	—	—	—	—	—	—	—	—	—	—

► Scheduled to appear in his first-ever game against Penn this weekend.

KEENE'S 2025 GAME LOG

DATE VS.	RESULT	DEC	GS	IP	H	R	ER	BB	SO	HR	NP-S	S%	RS	W-L	ERA	AVG	NOTES
2/21 @ DUKE	W 11-8	—	0	0.1	1	4	4	3	0	0	31-14	45.2%	—	0-0	108.00	.500	Collegiate debut
2/23 @ DUKE	L 1-18	—	0	0.0	1	3	3	2	0	0	14-4	28.6%	—	0-0	189.00	.667	
FEBRUARY			0	0.1	2	7	7	5	0	0	45-18	40.0%	—	0-0	189.00	.667	
3/8 vs. UAB	L 12-13	—	0	1.0	0	0	0	1	1	0	21-11	52.4%	—	0-0	47.25	.333	
3/16 @ TOW	W 8-5	W-1	0	2.1	0	1	1	3	3	0	41-21	51.2%	—	1-0	19.64	.167	Registered first career victory
3/22 @ YALE (G2)	W 7-4	SV-1	0	3.0	0	1	1	2	2	0	52-32	61.5%	—	1-0	12.15	.091	First career save; 0 H over last 6.1 IP
3/29 BRWN (G2)	W 13-10	—	0	4.0	6	4	4	3	1	1	74-42	56.8%	8	1-0	10.97	.222	Made first career start
MARCH			1	10.1	9	8	7	7	3	1	188-106	56.4%	8	1-0	6.10	.182	
4/5 @ COL	L 9-13	—	1	4.0	4	3	3	3	4	0	82-48	58.5%	3	1-0	9.82	.235	Second straight 4 IP outing; CH for SO (4)
APRIL			1	4.0	4	3	3	3	4	0	82-48	58.5%	3	0-0	6.75	.267	
TOTALS			2	14.2	12	16	16	17	11	1	315-172	54.6%	11	1-0	9.82	.235	

BIG RED BULLPEN BRIEFS

#3 CHRIS ELLISON | SR. | RHP

2025: 0-4-1 | 7 G (4 GS) | 18.0 IP | 10.00 ERA | 8 SO (8.3 K%) | 22 BB (22.9 BB%)

1ST-PITCH K%: 49/96 (51.0%)

1ST BATTER EFF.: 3/7 (42.9%)

IR/IRS: 2/0 (100.0% stranded)

vs. LHB: .222 (6-27), 0 HR

LAST WIN: 5/17/24 vs. Princeton

LAST LOSS: 4/5/25 at Columbia

LAST SAVE: 3/29/25 vs. Brown

vs. RHB: .293 (12-41), 3 HR

► Made two relief appearances last weekend against Columbia ... allowed one hit, walked one, and struck out one in a scoreless inning of relief in nightcap of last Friday's twin bill ... was losing pitcher in series finale against Columbia last Saturday after allowing five runs on one hit with three walks issued and striking out one.

► Posted first save of 2025 (second career save) in opening game of doubleheader against Brown (March 28), tossing 1.1 IP of scoreless relief.

► Enters the weekend having made 44 career appearances, tied with **JIM PRONTI** (1994-97) and **RYAN PORTER** (2022-Present) for the third-most outings by a Big Red pitcher ... next time toeing the rubber will tie **STEVE HUBER** (1982-85) for the second-most pitching appearances and will be nine shy of matching **JOHN O'CONNOR**'s program record of 54 appearances between 1985-88.

LAST FIVE OUTINGS	IP	H	R	ER	BB	SO
3/16 at Towson	4.0	3	2	2	6	2
3/23 at Yale (L)	3.2	4	7	4	5	1
3/29 (G1) vs. Brown (S)	1.1	0	0	0	1	0
4/4 (G2) at Columbia	1.0	1	0	0	1	1
4/5 at Columbia (L)	0.2	1	5	5	3	1
TOTALS (0-2-1)	10.2	9	14	11	16	5

#12 RYAN PORTER | SR. | OF/RHP

2025: 2-0-0 | 8 G (0 GS) | 10.1 IP | 7.84 ERA | 7 SO (12.5 K%) | 11 BB (19.6 BB%)

1ST-PITCH K%: 33/56 (58.9%)

1ST BATTER EFF.: 4/8 (50.0%)

IR/IRS: 8/7 (12.5% stranded)

vs. LHB: .455 (5-11), 1 HR

LAST WIN: 3/22/25 (G1) at Yale

LAST LOSS: 5/20/24 vs. Penn

LAST SAVE: 4/20/24 vs. Yale

vs. RHB: .233 (7-30), 2 HR

► Lone pitching appearance in last weekend's series against Columbia came in series finale, where he allowed two runs on one hit and walked two batters without getting an out.

► Hurlled two innings of scoreless relief in opening game of doubleheader against Brown (March 29), allowing one hit and walking two during outing ... has not allowed a runs in four of eight outings, including four of last seven appearances.

► Earned first victory since April 28, 2023 (vs. Penn) in opener of March 1 doubleheader at UMBC ... allowed one hit and struck out trio of Retriever batters across 2.2 IP, inducing game-winning double play to solidify victory.

► Enters the weekend having made 44 career appearances, tied with **JIM PRONTI** (1994-97) and **CHRIS ELLISON** (2022-Present) for the third-most outings by a Big Red pitcher ... next time toeing the rubber will tie **STEVE HUBER** (1982-85) for the second-most pitching appearances and will be nine shy of matching **JOHN O'CONNOR**'s program record of 54 appearances between 1985-88.

LAST FIVE OUTINGS	IP	H	R	ER	BB	SO
3/9 at Winthrop	1.0	2	3	2	2	1
3/15 (G1) at Towson	0.1	1	0	0	1	0
3/22 (G1) at Yale (W)	1.2	1	2	2	2	1
3/29 (G1) vs. Brown	2.0	1	0	0	2	0
4/5 at Columbia	0.0	1	2	2	2	0
TOTALS (1-0-0)	5.0	6	7	6	9	2

#16 NOAH KELLER | JR. | LHP

2025: 1-1-0 | 8 G (2 GS) | 11.0 IP | 18.82 ERA | 7 SO (9.9 K%) | 23 BB (32.4 BB%)

1ST-PITCH K%: 29/68 (42.6%)

1ST BATTER EFF.: 3/8 (37.5%)

IR/IRS: 13/7 (46.2% stranded)

vs. LHB: .444 (4-9), 1 HR

LAST WIN: 3/15/25 at Towson

LAST LOSS: 2/22/25 at Duke

LAST SAVE: —

vs. RHB: .300 (9-30), 3 HR

► Pitched 0.2 IP against Columbia in nightcap of last Saturday's doubleheader (April 4) ... issued a walk and also struck out one ... allowed one of three runners he inherited to score.

► Posted first win on season after pitching final 3.2 IP in run-rule victory over Towson (March 15) ... allowed one run on two hits while walking three and striking out four ... started first two outings, pitching 3.1 IP and allowed eight hits, issued nine walks and struck out just one

LAST FIVE OUTINGS	IP	H	R	ER	BB	SO
3/15 (G2) at Towson (W)	3.2	2	1	1	3	4
3/22 (G1) at Yale	0.2	1	1	1	1	1
3/23 at Yale	2.2	1	2	2	4	0
3/29 (G2) vs. Brown	0.0	1	4	4	3	0
4/5 at Columbia	0.2	0	0	0	1	1
TOTALS (1-0-0)	7.2	5	8	8	12	6

#17 GUS MAGILL | FR. | RHP

2025: 0-0-0 | 1 G (0 GS) | 1.0 IP | 0.00 ERA | 1 SO (33.3 K%) | 0 BB (0.0 BB%)

1ST-PITCH K%: 1/3 (33.3%)

1ST BATTER EFF.: 1/1 (100.0%)

IR/IRS: 0/0 (0.0% stranded)

vs. LHB: .000 (0-1), 0 HR

LAST WIN: —

LAST LOSS: —

LAST SAVE: —

vs. RHB: .000 (0-2), 0 HR

► Made collegiate debut in opening game of last Friday's doubleheader at Columbia ... spun perfect seventh inning, retiring Lions in order and registering first career strikeout.

► Played four years of baseball at Fordham Preparatory School, earning two varsity letters ... named Fordham Prep's Pitcher of the Year in 2024, while also garnering CHSAA First Team honors and being named finalist for CHSAA Ron Patnosh Player of the Year award ... member of National Honor Society.

LAST FIVE OUTINGS	IP	H	R	ER	BB	SO
4/4 (G1) at Columbia	1.0	0	0	0	0	1
—	—	—	—	—	—	—
—	—	—	—	—	—	—
—	—	—	—	—	—	—
—	—	—	—	—	—	—
TOTALS (0-0-0)	1.0	0	0	0	0	1

#18 TJ SWIDORSKI | JR. | INF/RHP

2025: 0-0-0 | 3 G (0 GS) | 1.1 IP | 20.25 ERA | 0 SO (0.0 K%) | 3 BB (30.0 BB%)

1ST-PITCH K%: 4/9 (44.4%)

1ST BATTER EFF.: 1/3 (33.3%)

IR/IRS: 3/2 (33.3% stranded)

vs. LHB: .000 (0-2), 0 HR

LAST WIN: —

LAST LOSS: —

LAST SAVE: —

vs. RHB: .000 (0-3), 0 HR

► Lone appearance of last weekend's series at Columbia came as a pinch-hitter in series opener (April 4).

► Issued walk to lone batter he faced in nightcap of doubleheader against Brown (March 29) ... allowed a walk in 0.1 IP against Towson (March 15) in opening game of DH ... made first collegiate pitching appearance against UAB (March 8), allowing two runs and walking one in 1 IP.

LAST FIVE OUTINGS	IP	H	R	ER	BB	SO
3/8 vs. UAB	1.0	0	2	2	1	0
3/15 (G1) at Towson	0.1	0	0	0	1	0
3/29 (G2) vs. Brown	0.0	0	1	1	1	0
—	—	—	—	—	—	—
—	—	—	—	—	—	—
TOTALS (0-0-0)	1.1	0	3	3	3	0

#21 JOHN GERFEN | JR. | LHP

2025: 0-0-0 | 1 G (0 GS) | 0.0 IP | 0.00 ERA | 0 SO (0.0 K%) | 0 BB (0.0 BB%)

1ST-PITCH K%: 0/0 (0.0%)

1ST BATTER EFF.: 0/0 (0.0%)

IR/IRS: 0/0 (0.0% stranded)

vs. LHB: .000 (0-0), 0 HR

LAST WIN: —

LAST LOSS: 4/14/23 at Harvard

LAST SAVE: —

vs. RHB: .000 (0-0), 0 HR

► Came out of bullpen for relief outing against No. 17-ranked Duke (Feb. 23); left during warmups due to apparent injury.

► Logged six outings out of bullpen in 2024 ... four of six appearances featured him pitching at least an inning ... did not allow runs in four of six outings ... struck out season-high three batters against Binghamton (April 16), matching single-game high set against Ithaca (April 4, 2023) ... sister, Jennifer, also attends Cornell.

LAST FIVE OUTINGS	IP	H	R	ER	BB	SO
2/23 at Duke	0.0	0	0	0	0	0
—	—	—	—	—	—	—
—	—	—	—	—	—	—
—	—	—	—	—	—	—
TOTALS (0-0-0)	0.0	0	0	0	0	0

#26 JOHN HEGARTY | FR. | RHP

2025: 0-2-1 | 10 G (0 GS) | 16.0 IP | 10.12 ERA | 14 SO (16.7 K%) | 9 BB (10.7 BB%)

1ST-PITCH K%: 56/85 (65.9%)

1ST BATTER EFF.: 7/10 (70.0%)

IR/IRS: 13/5 (61.5% stranded)

vs. LHB: .350 (7-20), 2 HR

LAST WIN: —

LAST LOSS: 3/15/25 at Towson

LAST SAVE: —

vs. RHB: .375 (18-48), 0 HR

► Logged pair of relief appearances last weekend against Columbia ... induced inning-ending lineout to conclude eighth inning in nightcap of April 4 twin bill ... allowed two hits and two runs in two innings of work on April 5, while also issuing a walk and striking out a batter.

► Earned four varsity letters in baseball at St. Mark's School in Southborough, Mass. ... named Team MVP and was First Team All-Independent School League (ISL) and First Team All-New England Prep School Athletic Conference (NEPSAC) selection ... also received ISL All-Star honors in 2023 and was an All-ISL honorable mention as a sophomore in 2022 ... named to Honor Roll all four years at St. Mark's ... played club baseball for New England Ruffnecks Baseball from 2019-23 ... father, Patrick, played baseball at Harvard (1990-93) ... sister, Catherine, was member of Regis College women's track and field team in 2021-22 ... brother, Michael, is committed to play football at Penn in fall 2025.

LAST FIVE OUTINGS	IP	H	R	ER	BB	SO
3/16 at Towson (SV)	2.1	4	2	2	0	2
3/22 (G1) at Yale	2.2	4	4	4	1	0
3/28 vs. Brown (L)	3.0	6	3	3	1	3
4/4 (G2) at Columbia	0.1	0	0	0	0	0
4/5 at Columbia	2.0	2	2	2	1	1
TOTALS (0-1-1)	10.1	16	11	11	3	6

BIG RED BULLPEN BRIEFS

#29 WILL SIWINSKI | FR. | LHP

2025: 0-0-0 | 0 G (0 GS) | 0.0 IP | 0.00 ERA | 0 SO | 0 BB

1ST-PITCH K%: 0/0 (0.0%)

1ST BATTER EFF.: 0/0 (0.0%)

IR/IRS: 0/0 (0.0% stranded)

vs. LHB: .000 (0-0), 0 HR

LAST FIVE OUTINGS IP H R ER BB SO

LAST WIN: —

LAST LOSS: —

LAST SAVE: —

vs. RHB: .000 (0-0), 0 HR

► Named 2024 West Catholic Athletic League First Team All-League selection ... received All-Bay Area News Group First Team and San Francisco Chronicle All-Metro League honors ... tabbed to 2024 Cal-Hi Sports California All-State team ... member of 2023 CIF NorCal Region DII Baseball Championship team ... selected to 2023 Bay Area World Series All-Tournament Team ... represented Team Ireland at 2022 U18 European Baseball Championships ... father, Peter, played baseball at Penn (1987-91), and mother, Karen, graduated from Cornell in 1995.

—	—	—	—	—	—
—	—	—	—	—	—
—	—	—	—	—	—
—	—	—	—	—	—
—	—	—	—	—	—
TOTALS (0-0-0)					

#30 WILLIAM JAUN | SR. | 1B/LHP

2025: 0-2-2 | 6 G (0 GS) | 6.1 IP | 14.21 ERA | 8 SO (21.1 K%) | 13 BB (34.2 BB%)

1ST-PITCH K%: 22/38 (57.9%)

1ST BATTER EFF.: 4/6 (66.7%)

IR/IRS: 1/0 (100.0% stranded)

vs. LHB: .200 (1-5), 0 HR

LAST FIVE OUTINGS IP H R ER BB SO

LAST WIN: 2/25/24 at Ga. Tech

LAST LOSS: 3/8/25 vs. UAB

LAST SAVE: 3/29/25 (G2) vs. Brown vs. RHB: .200 (4-20), 1 HR

► RANKINGS: 2 saves (187th nationally, 3rd in Ivy League)

► Did not make any pitching appearances in last weekend's series against Columbia, as he served as Big Red's first baseman through three-game series.

► Notched third career save (second of 2025) against Brown in nightcap of March 29 twin bill ... issued one walk and struck out one in an inning of work ... also earned save in latter game of March 1 doubleheader at UMBC, yielding two baserunners (one hit, one walk) and striking out four in 2 IP ... his four strikeouts were one shy of matching single-game high, previously done twice (March 15, 2024 at Richmond; April 27, 2024 vs. Columbia)

► Father, Gregory, played four years of baseball at Notre Dame (1980-83) ... brother, Eric, was outfielder at Babson (2016-19).

3/1 (G2) at UMBC (SV)	2.0	1	0	0	1	4
3/7 vs. Michigan State (L)	1.0	1	1	1	2	1
3/8 vs. UAB (L)	0.0	0	2	2	2	0
3/15 (G1) at Towson	1.0	2	3	3	1	0
3/29 (G2) vs. Brown (SV)	1.0	0	0	0	1	1
TOTALS (0-2-2)						6

#34 ETHAN VAN SICE | SO. | RHP

2025: 0-0-0 | 2 G (0 GS) | 1.1 IP | 0.00 ERA | 0 SO (0.0 K%) | 0 BB (0.0 BB%)

1ST-PITCH K%: 2/5 (40.0%)

1ST BATTER EFF.: 2/2 (100.0%)

IR/IRS: 0/0 (0.0% stranded)

vs. LHB: .000 (0-2), 0 HR

LAST FIVE OUTINGS IP H R ER BB SO

LAST WIN: —

LAST LOSS: —

LAST SAVE: —

vs. RHB: .333 (1-3), 0 HR

► Hurled scoreless inning of work against Columbia in opening game of last weekend's series (April 4) ... lone baserunner to reach base came on two-out 2B ... made collegiate debut against Yale (March 23), generating an inning-ending foul out.

► Did not appear in any games in 2024 due to injury ... played four years of baseball at Gonzaga College in Washington, D.C. ... aided program to 2022 WCAC Championship and was named to 2023 All-WCAC Team.

3/23 at Yale	0.1	0	0	0	0	0
4/4 (G1) at Columbia	1.0	1	0	0	0	0
—	—	—	—	—	—	—
—	—	—	—	—	—	—
—	—	—	—	—	—	—
TOTALS (0-0-0)						0

#36 NATHANIEL JENNEWINE | SO. | LHP

2025: 1-0-0 | 7 G (0 GS) | 11.0 IP | 6.55 ERA | 7 SO (12.7 K%) | 12 BB (21.8 BB%)

1ST-PITCH K%: 24/55 (43.6%)

1ST BATTER EFF.: 2/7 (28.6%)

IR/IRS: 5/4 (20.0% stranded)

vs. LHB: .231 (3-13), 1 HR

LAST FIVE OUTINGS IP H R ER BB SO

LAST WIN: 2/25/25 at Ga. Tech

LAST LOSS: 4/27/24 vs. Columbia

LAST SAVE: 5/5/24 at Brown

vs. RHB: .286 (8-28), 1 HR

► Came out of bullpen in series finale against Columbia (April 5), marking first appearance since March 16 (at Towson) ... allowed one run on one hit in 0.1 IP and walked two batters.

► Has not allowed a run in three of last five outings ... notched second career win in nightcap of March 1 DH at UMBC after allowing three runs (2 ER) on one hit and walking three batters in 3.1 IP and striking out five ... 5 SO matched single-game high, previously set in first collegiate start (April 16, 2024, at Binghamton).

3/7 vs. Michigan State	1.0	0	0	0	1	1
3/9 at Winthrop	2.0	1	1	1	1	0
3/15 (G1) at Towson	1.1	2	0	0	1	1
3/16 at Towson	0.1	2	0	0	1	0
4/5 at Columbia	0.1	1	1	1	2	0
TOTALS (0-0-0)						2

#40 TAVIAN RAMOS | FR. | RHP

2025: 0-0-0 | 1 G (0 GS) | 0.0 IP | ∞ ERA | 0 SO (0.0 K%) | 0 BB (0.0 BB%)

1ST-PITCH K%: 0/4 (0.0%)

1ST BATTER EFF.: 0/1 (0.0%)

IR/IRS: 0/0 (0.0% stranded)

vs. LHB: .000 (0-0), 0 HR

LAST FIVE OUTINGS IP H R ER BB SO

LAST WIN: —

LAST LOSS: —

LAST SAVE: —

vs. RHB: 1.000 (1-1), 1 HR

► Made collegiate debut in series opener against Columbia (April 4) ... failed to generate an out as he allowed four runs on one hit and issued one walk during outing.

► Ramos, a native of Neenah, Wis., is fourth Wisconsin native to play baseball at Cornell, joining former infielders **THOMAS BOETTCHER** (1970-72 — Madison, Wis.) and **CURT STAUTZ** (1979 — Madison, Wis.), and right-handed pitcher **JONATHAN ZACHARIAS** (2019-22 — Green Bay, Wis.).

4/4 (G1) at Columbia	0.0	1	4	4	1	0
—	—	—	—	—	—	—
—	—	—	—	—	—	—
—	—	—	—	—	—	—
—	—	—	—	—	—	—
TOTALS (0-0-0)						0

#42 JOSH SHEA | JR. | RHP

2025: 1-0-0 | 7 G (0 GS) | 7.0 IP | 5.14 ERA | 6 SO (18.2 K%) | 3 BB (9.1 BB%)

1ST-PITCH K%: 19/33 (57.6%)

1ST BATTER EFF.: 5/7 (71.4%)

IR/IRS: 13/7 (46.2% stranded)

vs. LHB: .333 (3-9), 0 HR

LAST FIVE OUTINGS IP H R ER BB SO

LAST WIN: 3/29/25 vs. Brown

LAST LOSS: —

LAST SAVE: —

vs. RHB: .286 (6-21), 0 HR

► Made pair of appearances last weekend against Columbia ... allowed one run on three hits in series opener (April 4) and struck out one Lions hitter ... stranded lone runner he inherited in series finale, striking out one and inducing a pair of popouts to end eighth inning and preserve Big Red's 9-8 lead.

► Allowed one run or fewer in all seven outings on season ... has not allowed a run in outings against Duke (Feb. 22), Yale (March 23), and Columbia (April 5).

3/8 vs. UAB	1.0	2	1	1	1	2
3/23 at Yale	1.1	0	0	0	0	0
3/29 (G2) vs. Brown (W)	2.0	2	1	1	2	1
4/4 (G1) at Columbia	1.0	3	1	1	0	1
4/5 at Columbia	1.0	0	0	0	0	1
TOTALS (1-0-0)						5

#43 ETHAN McHUGH | JR. | RHP

2025: 0-0-0 | 0 G (0 GS) | 0.0 IP | 0.00 ERA | 0 SO | 0 BB

1ST-PITCH K%: 0/0 (0.0%)

1ST BATTER EFF.: 0/0 (0.0%)

IR/IRS: 0/0 (0.0% stranded)

vs. LHB: .000 (0-0), 0 HR

LAST FIVE OUTINGS IP H R ER BB SO

LAST WIN: —

LAST LOSS: —

LAST SAVE: —

vs. RHB: .000 (0-0), 0 HR

► Joined team as a mid-season walk-on during 2024 season ... named MVP of North Hunterdon Regional HS baseball team during senior year in 2022 ... received First Team All-County and Second Team All-Skyland Conference honors ... named to High Honor Roll and was member of Social Studies, Math, and Science Honor Societies ... younger brother, Connor, is on sailing team at Roger Williams University ... mother, Patricia, was member of Columbia's volleyball and basketball programs (1982-85) ... uncle, Tom McHugh, played baseball at NC State from 1982-86.

—	—	—	—	—	—	—
—	—	—	—	—	—	—
—	—	—	—	—	—	—
—	—	—	—	—	—	—
—	—	—	—	—	—	—
TOTALS (0-0-0)						—

2025 GAME-BY-GAME PITCHING STATISTICS

DATE	OPPONENT	W/L	SCORE	IP	H	R	ER	BB	SO	2B	3B	HR	WP	BK	HBP	IBB	ERA	WHIP	BB/9	SO/9
2/21	at Duke	W	11-8	9.0	6	8	8	7	5	1	0	2	1	0	1	0	8.00	1.44	7.00	5.00
2/22	at Duke	L	2-16	8.0	13	16	16	15	6	3	0	3	1	0	1	0	12.71	2.41	11.65	5.82
2/23	at Duke	L	1-18	8.0	12	18	18	12	5	0	2	1	0	0	0	0	15.12	2.60	12.24	5.76
DUKE SERIES		1-2	14-42	25.0	31	42	42	34	16	4	2	6	2	0	2	0	15.12	2.60	12.24	5.76
3/1	at UMBC	W	8-7	10.0	10	7	5	4	11	0	0	5	0	0	2	0	12.09	2.26	9.77	6.94
3/1	at UMBC	W	16-13	7.0	6	13	12	12	10	1	0	2	2	0	2	0	12.64	2.31	10.71	7.93
UMBC SERIES		2-0	24-20	17.0	16	20	17	16	21	1	0	7	2	0	4	0	9.00	1.88	8.47	11.12
3/7	vs. Michigan State	L	2-3	8.1	6	3	2	3	5	0	0	1	0	0	1	1	10.91	2.11	9.48	7.51
3/8	vs. UAB	L	12-13	9.0	10	13	11	9	6	3	0	0	2	0	4	0	10.92	2.11	9.40	7.28
3/9	at Winthrop	L	4-10	8.0	11	10	8	4	4	4	1	0	2	0	4	0	10.69	2.08	8.82	6.95
FIRST PITCH INVITE STATS		0-3	18-26	25.1	27	26	21	16	15	7	1	1	4	0	9	1	7.46	1.70	5.68	5.33
3/15	at Towson	L	5-6	8.2	10	6	6	5	7	1	0	2	0	0	2	0	10.18	2.04	8.41	6.99
3/15	at Towson	W	18-7	8.0	10	7	7	6	7	1	0	2	1	0	2	0	9.96	2.04	8.25	7.07
3/16	at Towson	W	8-5	9.0	9	5	5	10	7	2	0	1	1	1	0	0	9.48	2.04	8.42	7.06
TOWSON SERIES		2-1	31-18	25.2	29	18	18	21	21	4	0	5	2	1	4	0	6.31	1.95	7.36	7.36
3/22	at Yale	W	13-12	10.0	7	12	12	7	8	1	0	1	4	0	4	0	9.61	1.98	8.21	7.08
3/22	at Yale	W	7-4	9.0	4	4	4	7	6	0	0	0	1	1	1	0	9.16	1.92	8.12	6.99
3/23	at Yale	L	3-9	8.0	5	9	6	9	1	0	0	1	0	0	2	0	9.00	1.91	8.25	6.60
YALE SERIES		2-1	23-25	27.0	16	25	22	23	15	1	0	2	5	1	7	0	7.33	1.44	7.67	5.00
3/29	BROWN	L	4-5	9.0	10	5	5	3	9	1	2	0	3	0	3	0	8.72	1.88	7.88	6.77
3/29	BROWN	W	9-6	9.0	6	6	5	6	4	2	0	0	0	0	3	0	8.48	1.84	7.76	6.59
3/30	BROWN	W	13-10	7.0	9	10	10	10	3	1	0	2	4	0	1	0	8.69	1.88	8.01	6.46
BROWN SERIES		2-1	26-21	25.0	25	21	20	19	16	4	2	2	7	0	7	0	7.20	1.76	6.84	5.76
4/4	at Columbia	L	1-10	8.0	14	10	8	5	5	3	0	3	2	0	3	0	8.71	1.91	7.88	6.41
4/4	at Columbia	W	7-3	9.0	4	3	3	5	8	0	0	0	0	0	0	0	8.39	1.86	7.72	6.50
4/5	at Columbia	L	9-13	8.2	9	13	13	12	8	3	0	3	1	0	1	0	8.65	1.89	7.96	6.59
COLUMBIA SERIES		1-2	17-26	25.2	27	26	24	22	21	6	0	6	3	0	4	0	8.42	1.91	7.71	7.36
4/12	PENN																			
4/12	PENN																			
4/13	PENN																			
PENN SERIES																				
4/15	at Binghamton																			
4/19	at Harvard																			
4/19	at Harvard																			
4/20	at Harvard																			
HARVARD SERIES																				
4/26	at Dartmouth																			
4/26	at Dartmouth																			
4/27	at Dartmouth																			
DARTMOUTH SERIES																				
4/29	at Binghamton																			
SEASON VS. BINGHAMTON																				
5/3	PRINCETON																			
5/3	PRINCETON																			
5/4	PRINCETON																			
PRINCETON SERIES																				
SEASON TOTALS				170.2	171	178	164	151	125	27	5	29	25	2	37	1	8.65	1.89	7.96	6.59

BIG RED STARTING PITCHER RUN SUPPORT

PLAYER	GS	RUN SUPPORT	RUN PER 9 IP	RUNS IN STARTS	RUNS PER START	TEAM W-L	QUALITY STARTS
Carson Mayfield	7	31	7.61	44	6.29	3-4	3
Huxley Holcombe	5	32	9.93	53	10.60	4-1	2
Chris Ellison	4	4	2.40	16	4.00	1-3	0
Sam Keene	2	11	12.38	22	11.00	1-1	0
Noah Keller	2	0	0.00	18	9.00	1-1	0
TOTALS	20	78	7.63	153	7.65	10-10	5

BIG RED 2025 PITCHING SPLITS

	W	L	SV	G	IP	H	R	ER	HR	BB	SO	ERA	AVG
Total	10	10	5	20	170.2	171	178	164	29	151	125	8.65	.267
Home	2	1	2	3	25.0	25	21	20	2	19	16	7.20	.272
Away	8	7	3	15	128.1	130	141	131	26	120	98	9.19	.270
Neutral	0	2	0	2	17.1	16	16	13	1	12	11	6.75	.239
Day	10	10	5	20	170.2	171	178	164	29	151	125	8.65	.267
Night	—	—	—	—	—	—	—	—	—	—	—	—	—
Starter	4	5	—	20	92.0	87	82	70	12	63	62	6.85	.261
Reliever	6	5	5	20	78.2	84	96	94	17	88	63	10.75	.273
February	1	2	0	3	25.0	31	42	42	6	34	16	15.12	.313
March	8	6	5	14	120.0	113	110	98	17	95	88	7.35	.256
April	1	2	0	3	25.2	27	26	24	6	22	21	8.42	.270
May	—	—	—	—	—	—	—	—	—	—	—	—	—

BIG RED BATTER BRIEFS

#1 JOHN QUINLAN | JR. | OF | S/R

2025: .259 / .419 / .432 / .851 | 2 HR | 19 RBI | 8 SB

SAT. AT COLUMBIA: 1-3, 2 R, 2B, 2 BB, SO, SB COLUMBIA SERIES: 2-9, 3 R, 2B, 4 BB, HBP, SO, 2 SB

vs. LHP: .188 (3-for-16, 0 HR)

ACTIVE HIT STREAK: 2 G, (2-6, .333)

ROAD TRIP: 2-9, 3 R, 2B, 4 BB, HBP, SO, 2 SB

vs. RHP: .277 (18-for-65, 2 HR)

LAST ERROR: 22 G, 5/19/24 vs. Penn (LF)

▶ **RANKINGS:** 1.00 walks per game (30th nationally, 1st in Ivy League) ... 0.40 stolen bases per game (143rd nationally, 4th in Ivy League)

▶ Went 2-for-9 in last weekend's series against Columbia where he scored three runs, had a double, drew four walks, was hit by a pitch, and swiped a pair of bases.

▶ Enters weekend as lone Cornell player to have reached safely in all 20 games this season ... has reached base safely in last 28 games, dating back to last season, slashing .283/.408/.442 with an .850 OPS, along with nine doubles, two triples, two home runs, 24 RBI, drawn 23 walks, and is a perfect 9-for-9 on steal attempts during stretch ... since final five games of 2023, has reached safely 54 of his last 58 games (93.1 percent), while registering at least one hit in 46 contests (79.3 percent of games).

▶ Unanimously named First Team All-Ivy selection in 2024 after starting in 33 games (29 in LF, four in RF) ... batted .378 with nine doubles, two triples, five home runs, and 20 RBI ... stole team-leading 10 bases, going 10-for-12 on steal attempts ... 56 hits ranked tied with **KEN VEENEMA** (1977) for fifth in Cornell history, trailing **GUY LEACH** (61 in 1988), **NATHAN FORD** (59 in 2008), **ERIK RICO** (57 in 2002), and **BRIAN BILLIGEN** (2012); figure was tied for sixth in Ivy League ... concluded year with second-highest batting average (.378) among eligible Ivy League hitters ... batted .423 in conference games, one of three Ivy League hitters to hit .400 in contests against Ancient Eight opposition ... led Ivy League in hits in conference play (42), lone player to reach 40-hit plateau in 2024 ... notched trio of four-hit efforts against Harvard (April 7), Penn (April 14), and Yale (April 20), one of two Cornell players since 2003 with at least three four-hit games in a season (**MARSHALL YANZICK** - 2012) ... hit walk-off two-RBI double in opening game of April 20 doubleheader against Yale, capping latest four-hit game of season; bloop two-run double solidified eight-run comeback for Big Red, which trailed 8-0 in bottom of eighth inning ... received Ivy League Player of the Week honors on April 22 after slashing .588/.667/1.118 (1.784 OPS), going 10-for-17 with three doubles, two home runs, five RBI, three stolen bases while striking out zero times during Big Red's 3-1 week against Binghamton and Yale ... also named Cornell's Academic All-Ivy selection.

#2 MASON BARELA | FR. | C/INF | R/R

2025: .333 / .500 / .333 / .833 | 0 HR | 0 RBI | 0 SB

SAT. AT COLUMBIA: DID NOT PLAY

COLUMBIA SERIES: DID NOT PLAY

vs. LHP: 1.000 (1-for-1, 0 HR)

ACTIVE HIT STREAK: 0 G, (0-1)

ROAD TRIP: NO APPEARANCES

vs. RHP: .000 (0-for-2, 0 HR)

LAST ERROR: 4 G without an error

▶ Did not appear in any games in last weekend's series at Columbia ... last appearance came as a pinch-hitter against Brown (March 29) in nightcap of doubleheader, drawing a hit by a pitch ... all four plate appearances have come in pinch-hit situations (1-3, HBP, SO).

▶ Earned four varsity letters in baseball at Jupiter HS, where program won four district titles ... nominated for 2023 Palm Beach Athlete of the Year ... named captain during senior year.

#4 CADEN WILDMAN | SO. | OF | R/R

2025: .274 / .365 / .384 / .749 | 1 HR | 13 RBI | 6 SB

SAT. AT COLUMBIA: 3-5, R, 2B, 3 RBI, SO

COLUMBIA SERIES: 5-13 (.385), 2 R, 2B, 4 RBI, BB, SO, SB

vs. LHP: .231 (3-for-13, 0 HR)

ACTIVE HIT STREAK: 2 G, (5-10, .500)

ROAD TRIP: 5-13 (.385), 2 R, 2B, 4 RBI, BB, SO, SB

vs. RHP: .283 (17-for-60, 1 HR)

LAST ERROR: 9 G, 3/16/25 at Towson (RF)

▶ **RANKINGS:** 0.16 sacrifice bunts per game (98th nationally, 3rd in Ivy League)

▶ Went 5-for-13 (.385) in last weekend's series against Columbia, scored two runs, having a double, and drove in four RBI with a walk, strikeout, and stolen base ... registered season-high three hits in 3-for-5 effort in series finale last Saturday (April 5), where he drove in three RBI for second time on season (March 29 - G2 - vs. Brown).

▶ Posted three multi-hit outings over last four games ... slashing .412/.421/.529 with .950 OPS and has scored four runs, hit two doubles, has seven RBI, swiped a pair of bases, and has only struck out just once during stretch.

▶ Had breakout sophomore campaign in 2024, starting 35 of 38 appearances (32 in RF, three in CF) ... one of two players to play in all 38 of Cornell's games (**NATHAN WAUGH** '24) ... batted .279 with four doubles, five home runs, and 23 RBI ... became first Cornell player in program history to hit multiple grand slams in a game — coming in seventh and eighth innings — of two-home run outing in nightcap of April 13 DH at Penn ... also plated go-ahead run with bases-clearing double in series finale and solidifying series victory against Quakers (April 14), leading to be named Ivy League's Co-Player of the Week after slashing .333/.375/.800 with a double, two HR, 11 RBI, and five runs scored.

#5 TYLER BEAULIEU | FR. | OF | R/R

2025: .000 / .000 / .000 | 0 HR | 0 RBI | 0 SB

SAT. AT COLUMBIA: DID NOT PLAY

COLUMBIA SERIES: DID NOT PLAY

vs. LHP: .000 (0-for-0, 0 HR)

ACTIVE HIT STREAK: —

ROAD TRIP: NO APPEARANCES

vs. RHP: .000 (0-for-0, 0 HR)

LAST ERROR: 0 G

▶ Seeking to make collegiate debut this weekend.

▶ Earned four varsity letters at Episcopal Academy in Newton Square, Pa. ... earned All-Inter AC, All-Main-Line, and All-Delaware County honors on two occasions ... named captain of team during senior season ... also earned four letters in basketball, where he an All-Delaware County selection and served as captain during senior year ... received National Merit Finalists Award ... mother, Linda, played softball at Army West Point (1986-89).

#6 KYLE MUSSER | SR. | OF | R/R

2025: .208 / .333 / .313 / .646 | 1 HR | 8 RBI | 1 SB

SAT. AT COLUMBIA: DID NOT PLAY

COLUMBIA SERIES: DID NOT PLAY

vs. LHP: .091 (1-for-11, 0 HR)

ACTIVE HIT STREAK: 0 G, (0-6)

ROAD TRIP: NO APPEARANCES

vs. RHP: .243 (9-for-37, 1 HR)

LAST ERROR: 50 G without an error

▶ Did not appear in any games last weekend against Brown ... made one appearance in series against Yale, going 0-for-2 with pair of strikeouts in series opener (March 22).

▶ Hit two-run HR in opening game of March 1 twin bill at UMBC, marking first round-tripper since blasting first collegiate home run — a go-ahead, three-run blast with Big Red down to its final strike — against Binghamton (April 16, 2024) ... registered one base hit in 14 at-bats (.071) in season-opening series against No. 17-ranked Duke ... drove in both RBI of series versus Duke with two-RBI single in fifth inning of Feb. 22 loss.

#7 MAX JENSEN | SR. | INF | L/R

2025: .284 / .430 / .582 / 1.012 | 5 HR | 15 RBI | 5 SB

SAT. AT COLUMBIA: DID NOT PLAY

COLUMBIA SERIES: DID NOT PLAY

vs. LHP: .500 (6-for-12, 1 HR)

ACTIVE HIT STREAK: 1 G, (1-3, .333)

ROAD TRIP: NO APPEARANCES

vs. RHP: .236 (13-for-55, 4 HR)

LAST ERROR: 1 G, 3/29/25 vs. Brown (3B)

▶ **ACCOLADES:** Ivy League Player of the Week (March 3) ... batted team-leading .444 (4-for-9) with two home runs and four RBI in doubleheader sweep of UMBC (March 1) ... also scored three times, drew a pair of walks and stole a base in the series.

▶ **RANKINGS:** 0.36 HR/game (68th)652 SLG (210th)

▶ Did not appear in any games last weekend at Columbia ... went 1-for-10 in series against Brown, which included hitting a three-run home run in nightcap of March 29 doubleheader that snapped his hitless streak at 16 at-bats (25 PAs) before exiting game with an apparent injury.

▶ Saw 31-game on-base streak get snapped after going 0-for-5 in series finale against Yale (March 23) ... reached safely in 34 of his last 35 games, slashing .345/.449/.572 with a 1.021 OPS, seven doubles, one triple, eight home runs, 42 RBI, 23 walks drawn, six hit by pitches, and struck out just 21 times ... has 16 multi-hit games and 13 multi-RBI games during stretch.

▶ Dating back to final five games of 2023, has reached safely in 56 of previous 59 games, slashing .333/.443/.553 with a .995 OPS, 13 doubles, three triples, 11 home runs, 56 RBI, drawing 37 walks, being hit by 11 pitches, striking out 35 times, and going 10-for-12 on steal attempts ... has 24 multi-hit games and 14 contests with multiple RBI in span.

BIG RED BATTER BRIEFS

#8 LUKE JOHNSON | SO. | INF | R/R

2025: .149 / .216 / .234 / .450 | 1 HR | 5 RBI | 2 SB

SAT. AT COLUMBIA: 0-3, BB, SB

COLUMBIA SERIES: 1-10 (.100), R, BB, 4 SO, SB

vs. LHP: .231 (3-for-13, 0 HR)

ACTIVE HIT STREAK: 0 G, (0-5)

ROAD TRIP: 1-10 (.100), R, BB, 4 SO, SB

vs. RHP: .118 (4-for-34, 1 HR)

LAST ERROR: 0 G, 4/5/25 at Columbia (3B)

- ▶ Registered one hit in 10 at-bats in last weekend's series against Columbia ... scored one run, drew one walk, struck out four times, and also stole a base on weekend.
- ▶ Returned to lineup after missing seven games due to injury sustained in opening game of March 15 doubleheader at Towson ... entered series finale against Brown (March 29) as a defensive replacement, going 0-for-2 ... has just two hits in last 26 at-bats (.077), dating back to March 7, with three walks drawn and five strikeouts.
- ▶ Older brother, Spencer, is a senior right-handed pitcher at George Fox University, an Oregon-based Division III institution ... father, Craig, played collegiate tennis at Pepperdine (1989-93) before playing professionally and earned ranking as high as No. 287 ... mother, Michelle, played collegiate tennis at Notre Dame ... great-grandfather and great-grandmother (1929), great-uncle (1956), grandfather (1957), grandmother (1958), and aunt (1986) are all Cornell graduates.

#11 MATTHEW WALTERS | JR. | OF | R/R

2025: .000 / .000 / .000 / .000 | 0 HR | 0 RBI | 0 SB

SAT. AT COLUMBIA: DID NOT PLAY

COLUMBIA SERIES: DID NOT PLAY

vs. LHP: .000 (0-for-0, 0 HR)

ACTIVE HIT STREAK: 0 G, (0-3)

ROAD TRIP: NO APPEARANCES

vs. RHP: .000 (0-for-0, 0 HR)

LAST ERROR: 2 G without an error

- ▶ Seeking first appearance since registering lone start of collegiate career at Booth Field against Princeton (April 22, 2023) ... also looking for first collegiate base hit, as he went 0-for-3 in three plate appearances in 2023.
- ▶ Four-year letterwinner in baseball at Granbury HS ... team MVP and Academic All-State Elite selection in 2022 ... earned First Team All-District honors following 2021 season, and was named Team Offensive MVP of Granbury team that won Bi-District 5-5A championship ... named Newcomer of the Year after recording school's stolen base record in 2019 ... also earned three letters in swimming, where he was a two-time all-state swimmer (2020, 2021) ... five-time Academic All-District selection (twice in baseball, three times in swimming).

#12 RYAN PORTER | SR. | OF/RHP | R/R

2025: .357 / .390 / .714 / 1.104 | 5 HR | 18 RBI | 2 SB

SAT. AT COLUMBIA: 1-4, HR, 3 RBI, SO

COLUMBIA SERIES: 4-12 (.333), 2 R, 2B, HR, 5 RBI, 3 SO, SB

vs. LHP: .333 (2-for-6, 0 HR)

ACTIVE HIT STREAK: 3 G (4-12, .333)

ROAD TRIP: 4-12 (.333), 2 R, 2B, HR, 5 RBI, 3 SO, SB

vs. RHP: .360 (18-for-50, 5 HR)

LAST ERROR: 10 G, 3/9/25 at Winthrop (P)

- ▶ **ACCOLADES:** Named Ivy League Player of the Week (March 17) after going 7-for-11 (.636) with a double, three home runs, and nine RBI ... logged first career multi-home run game and tied Cornell's single-game RBI record (8) in nightcap of March 15 doubleheader at Towson ... also scored four runs on weekend.
- ▶ **RANKINGS:** .357 batting average (239th nationally, 3rd in Ivy League)714 slugging percentage (64th nationally, 1st in Ivy League).
- ▶ Batted .333 (4-for-12) in weekend series against Columbia, appearing as the Big Red's designated hitter in each game ... scored two runs, had one double and a home run, drove in team-leading five RBI, and also stole one base ... hit go-ahead, three-run home run on first pitch thrown by Columbia reliever Alex Sotiropoulos, which gave Cornell a 6-4 lead in the sixth inning.

#15 OWEN CARLSON | SO. | INF | L/R

2025: .254 / .351 / .317 / .668 | 0 HR | 8 RBI | 0 SB

SAT. AT COLUMBIA: 1-4, R, 2B, RBI, BB, SO

COLUMBIA SERIES: 2-10 (.200), R, 2B, 2 RBI, 2 BB, HBP, SO

vs. LHP: .231 (3-for-13, 0 HR)

ACTIVE HIT STREAK: 1 G (1-4, .250)

ROAD TRIP: 2-10 (.200), R, 2B, 2 RBI, 2 BB, HBP, SO

vs. RHP: .260 (13-for-50, 0 HR)

LAST ERROR: 14 G, 3/1/25 (G1) at UMBC (2B)

- ▶ **RANKINGS:** 3 sacrifice flies (138th nationally, 1st in Ivy League)
- ▶ Went 2-for-10 in last weekend's series against Columbia, scoring one run, hitting a double, driving in two RBI, drawing two walks and was hit by a pitch ... had career-high six-game hit streak halted in nightcap of last Friday's doubleheader where he went 0-for-4 with a hit by pitch.
- ▶ Enters today reaching base safely in last 11 games — one of two players with active on-base streaks of at least 10 games (**JOHN QUINLAN** — 28 games) ... slashing .205/.347/.308 with a .655 OPS with two doubles, a triple, four RBI, drawn eight walks, been hit by a pitch, one sacrifice hit and one sacrifice fly, and has struck out nine times ... has a hit in seven of last eight games, slashing .250/.371/.393 with .764 OPS ... scored at least one run in seven of last nine games.

#18 TJ SWIDORSKI | JR. | INF/RHP | R/R

2025: .273 / .385 / .455 / .840 | 0 HR | 3 RBI | 0 SB

SAT. AT COLUMBIA: DID NOT PLAY

COLUMBIA SERIES: 0-1, SO

vs. LHP: .500 (1-for-2, 0 HR)

ACTIVE HIT STREAK: 0 G (0-2)

ROAD TRIP: 0-1, SO

vs. RHP: .222 (2-for-9, 0 HR)

LAST ERROR: 1 G, 3/23/25 at Yale (2B)

- ▶ Lone appearance in last weekend's series against Columbia came in pinch-hit situation in ninth inning, striking out to end game ... did not have any plate appearances against Brown as lone appearance came in relief out of Big Red's bullpen in nightcap of March 29 doubleheader.
- ▶ Last start in the field came against Yale came in series finale (March 23) when he started at second base ... went 1-for-4 with a double, run scored, and a strikeout ... logged pair of pinch-hit appearances in season-opening series against No. 17-ranked Duke, reaching base safely in both appearances (single — Feb. 22; fielder's choice — Feb. 23).

#19 MARK QUATRANI | SO. | C | R/R

2025: .329 / .439 / .532 / .971 | 3 HR | 17 RBI | 1 SB

SAT. AT COLUMBIA: 3-4, 3 R, 2B, BB

COLUMBIA SERIES: 5-12 (.417), 4 R, 2B, BB, HBP, SO

vs. LHP: .083 (1-for-12, 0 HR)

ACTIVE HIT STREAK: 7 G, (11-26, .423)

ROAD TRIP: 5-12 (.417), 4 R, 2B, BB, HBP, SO

vs. RHP: .373 (25-for-67, 3 HR)

LAST ERROR: 21 G, 5/20/24 vs. Penn (C)

- ▶ **RANKINGS:** 0.45 hit by pitch per game (42nd nationally, 3rd in Ivy League)
- ▶ Went 5-for-12 (.417) in last weekend's series against Columbia ... scored four runs, had a double, drew one walk, was hit by a pitch, and struck out once ... enters weekend riding a seven-game hit streak, where he is batting .423 (11-for-26) with .423/.469/.654 slash line with 1.123 OPS, three doubles, one home run, seven RBI, drawn one walk, been hit by three pitches, hit two sacrifice flies, and has struck out only twice during span.
- ▶ After starting season hitless in first 11 at-bats, hitting for a .382 clip (26-for-68) with .382/.488/.618 slash line and 1.106 OPS ... during span, has scored 18 runs, hit seven doubles, three home runs, driven in all 17 RBI, drawn seven walks, been hit by nine pitches, and has struck out just 10 times.
- ▶ Named Ivy League Rookie of the Year in 2024, becoming third Cornell player to earn honor (**BILL WALKENBACH** - 1995; **KELLEN URBON** - 2012) ... also received First Team All-Ivy honors, serving as lone freshman to earn distinction ... sixth Cornell freshman named First Team All-EIBL or All-Ivy since 1976 — first year freshman were eligible to play on varsity team — joining **GREG MYERS** (1979), **JOHN DeGIOVANNI** (1980), Walkenbach (1995), **JUSTIN MILO** (2007), and Urbon (2012).
- ▶ Started 29 of 30 appearances (20 starts at C, nine as DH) while finishing season with .362/.492/.714 slash line and 1.231 OPS with two doubles, one triple, 11 home runs, and 43 RBI ... 11 HR were most by Cornell freshman in program history ... became fourth Big Red player to hit 10-plus HR in season, joining **CHRIS CRUZ** (12 in 2012), **ERIK KIRBY** (11 in 1995), and **ERIK RICO** (11 in 2002) ... 43 RBI tied **GUY LEACH** (1988) for second-most in program history, two shy of **PETE WATZKA**'s program record (45 in 1971) ... fifth-highest on-base percentage (.492) by Cornell player with at least 80 ABs714 slugging percentage marked second time in program history a player had at least a .700 slugging percentage (min. 80 ABs), only trailing Rico's .768 figure in 2002.
- ▶ Finished within top 10 among Ivy League hitters in OBP and OPS (2nd), batting average and slugging percentage (3rd), home runs and RBI (T-5th), and hit by pitches (T-6th) ... drove in Ivy League-leading 30 RBI in conference games and hit seven of 11 HR against Ancient Eight opponents, tied for third-most in league.

BIG RED BATTER BRIEFS

#20 KEVIN HAGER | SO. | INF | R/R

2025: .333 / .473 / .493 / .966 | 2 HR | 15 RBI | 1 SB

SAT. AT COLUMBIA: 0-4, R, RBI, 2 SO, SF

COLUMBIA SERIES: 3-12 (.250), 3 R, 2B, RBI, BB, 2 SO, SF

vs. LHP: .500 (5-for-10, 1 HR)

ACTIVE HIT STREAK: 0 G (0-5)

ROAD TRIP: 3-12 (.250), 3 R, 2B, RBI, BB, 2 SO, SF

vs. RHP: .305 (18-for-59, 1 HR)

LAST ERROR: 2 G, 3/29/25 vs. Brown (SS)

► **ACCOLADES:** Named Ivy League Player of the Week (Feb. 24) ... ignited Cornell to season-opening upset victory over No. 17-ranked Duke (Feb. 21) ... leadoff HR in third inning was first of 10 unanswered runs scored by Big Red in 11-8 win ... batted .500 (3-for-6) with HR and two RBI while leading team in runs scored (4) and drew three HBP.

► **RANKINGS:** 0.35 hit by pitch per game (134th nationally, 5th in Ivy League) ... 3 sacrifice flies (138th nationally, 1st in Ivy League)

► Went 3-for-12 (.250) in last weekend's series against Columbia ... scored three runs, had a double and RBI, drew one walk, struck out twice, and had a sacrifice fly ... saw 15-game on-base streak snapped after going 0-for-4 in series finale against the Lions.

► Slashing .345/.481/.483 with .963 OPS over last 16 games with 17 runs, five doubles, one home run, 13 RBI, drawn 13 walks, been hit by four pitches, and just nine strikeouts.

► Started 21 of 23 appearances last season, all of which came at SS ... batted .241 with a double, four home runs, and 12 RBI ... six of 12 RBI came in Ivy League Tournament, earning spot on All-Tournament team ... concluded campaign on season-high five-game hit streak ... posted first collegiate extra-base hit (RBI double) against Richmond (March 16) ... registered first collegiate home run — the first of three consecutive Cornell home runs — against Dartmouth in nightcap of March 30 twin bill ... other three HR came against Penn on April 14 in regular season and May 19 and May 20 in Ivy League Tournament games ... committed four errors in 92 fielding chances (.957 fielding percentage) ... brother, **FRANK JR.**, played baseball at Cornell for four years (2009-12) before serving as an assistant coach for seven years (2016-22).

#22 JAKOBI DAVIS | SR. | OF | L/L

2025: .232 / .404 / .362 / .766 | 2 HR | 10 RBI | 5 SB

SAT. AT COLUMBIA: 1-4, 2 SO, CS

COLUMBIA SERIES: 1-11 (.091), 5 SO, CS

vs. LHP: .455 (5-for-11, 1 HR)

ACTIVE HIT STREAK: 1 G (1-4, .250)

ROAD TRIP: 1-11 (.091), 5 SO, CS

vs. RHP: .190 (11-for-58, 1 HR)

LAST ERROR: 70 G, 4/8/23 vs. Brown (CF)

► **RANKINGS:** 0.95 walks per game (62nd nationally, 2nd in Ivy League)

► Registered just one hit in 11 at-bats (.091) in last weekend's series against Columbia, striking out five times and was caught stealing in lone steal attempt on weekend.

► Over last 25 at-bats since nightcap of March 22 twin bill at Yale, has just three hits, leading to .120/.333/.120 slash line with .453 OPS during stretch with four runs scored, eight walks drawn, and 11 strikeouts.

► Saw 24-game on-base streak snapped after going 0-for-3 in opening game of last Friday's doubleheader against Columbia ... over last 27 games, slashing .255/.403/.383 with a .786 OPS with 20 runs scored, two doubles, two triples, two home runs, 13 RBI, going 7-for-8 on steal attempts, and drawn 23 walks.

► All 35 of appearances in 2024 were starts in CF ... batted .265 with four doubles, two triples, three home runs, and 14 RBI ... successful on five of seven steal attempts ... went 3-for-4 against Penn (April 14), matching single-game high for hits ... recorded both triples on the road against JMU (March 3) and Brown (May 4) ... two of three HR occurred at Booth Field; first HR was final blast of three consecutive HR hit against Dartmouth in nightcap of March 30 twin bill ... did not register an error in his 71 fielding opportunities.

#23 JAYDEN SHIN | FR. | INF | L/R

2025: .000 / .000 / .000 / .000 | 0 HR | 0 RBI | 0 SB

SAT. AT COLUMBIA: DID NOT PLAY

COLUMBIA SERIES: DID NOT PLAY

vs. LHP: .000 (0-for-0, 0 HR)

ACTIVE HIT STREAK: 0 G (0-1)

ROAD TRIP: NO APPEARANCES

vs. RHP: .000 (0-for-1, 0 HR)

LAST ERROR: 1 G without error

► Did not appear in any games in last weekend's series against Columbia ... made collegiate debut in nightcap of March 29 doubleheader against Brown ... struck out in lone plate appearance during pinch-hit situation ... stayed in game and played first base during seventh inning.

► Earned four varsity letters in baseball at Hopewell Valley HS ... two-time Carpenter Cup Team, First Team All-Conference and All-Area selection (2023, 2024) ... also received two letters in basketball, where he was named Most Improved Player in 2023 and awarded team's Hustle Award in 2024 ... member of National Honor Society and Leadership Corps ... served as class treasurer and was president of Turn 2 Club.

#30 WILLIAM JAUN | SR. | 1B/LHP | L/L

2025: .348 / .423 / .435 / .858 | 0 HR | 4 RBI | 0 SB

SAT. AT COLUMBIA: 0-5, 2 SO

COLUMBIA SERIES: 3-12 (.333), R, 2B, 3 RBI, HBP, 2 SO

vs. LHP: 1.000 (3-for-3, 0 HR)

ACTIVE HIT STREAK: 0 G (0-6)

ROAD TRIP: 3-12 (.333), R, 2B, 3 RBI, HBP, 2 SO

vs. RHP: .250 (8-for-32, 0 HR)

LAST ERROR: 3 G, 3/29/24 vs. Brown (1B)

► Batted .333 (3-for-12) in last weekend's series against Columbia ... scored a run, hit a double, drove in three RBI, was hit by a pitch, and struck out twice ... went 3-for-4 in nightcap of last Friday's doubleheader, hitting a double, and driving in a career-high three RBI ... three-hit performance was second such game of collegiate career, joined by a 3-for-4 effort against Yale (March 22).

► Since entering as defensive replacement in opening game of March 22 doubleheader against Yale, slashing .348/.423/.435 with .858 OPS and three doubles, seven RBI, and three walks ... has started each of last eight games at first base and has a hit in six of his nine appearances in the field this season.

► Has made six relief appearances out of Big Red bullpen on season, which includes registering saves against in latter games of doubleheaders against UMBC (March 1) and Brown (March 29).

► Registered 19 at-bats over first month of last season before sustaining injury that forced him out of action for a month ... went 3-for-19 at the plate, recording a double (Georgia Tech - Feb. 24) and RBI (Georgetown - March 10) ... father, Gregory, played four years of baseball at Notre Dame (1980-83) ... brother, Eric, was outfielder at Babson (2016-19).

#31 RYAN DILLON | FR. | C | R/R

2025: .000 / .000 / .000 / .000 | 0 HR | 0 RBI | 0 SB

SAT. AT COLUMBIA: DID NOT PLAY

COLUMBIA SERIES: DID NOT PLAY

vs. LHP: .000 (0-for-1, 0 HR)

ACTIVE HIT STREAK: 0 G (0-3)

ROAD TRIP: NO APPEARANCES

vs. RHP: .000 (0-for-2, 0 HR)

LAST ERROR: 2 G without error

► Made first collegiate start (caught and batted 9th) in nightcap of March 29 doubleheader against Brown ... went 0-for-2 with a strikeout before being pulled ... action was first time appearing in a game since serving as pinch-hitter in ninth inning against No. 17-ranked Duke (Feb. 23).

► Earned four varsity letters in baseball at Marlborough HS, where he was a three-year captain and named Team MVP on three occasions ... named to *Worcester Telegram & Gazette* All-Star team in 2024 ... three-time honoree to Mid-Wach All-Star teams, earning second-team honors in 2022 and first-team honors in 2023 and 2024, and was named league MVP in 2024 ... received Preseason All-American honorable mention honors from Perfect Game in 2023 (underclassmen) and 2024 ... member of National Honor and Business Honor Societies ... volunteered with Unified Basketball and Best Buddies for all four years of high school ... played travel baseball for four years with the Nokona Chiefs.

2025 BIG RED HOME RUNS

PLAYER				ROAD/		RUNNERS ON				OUTS			TIED		GO	DIRECTION					TEAM	LAST HR		ABs SINCE
	HR	vL	vR	HOME	NEUTRAL	0	1	2	3	0	1	2	GAME	AHEAD		LF	LC	CF	RC	RF	W-L	DATE / OPPONENT	PITCHER	
Mason Barela	—	—	—	—	—	—	—	—	—	—	—	—	—	—	—	—	—	—	—	—	—	—	—	—
Tyler Beaulieu	—	—	—	—	—	—	—	—	—	—	—	—	—	—	—	—	—	—	—	—	—	—	—	—
Owen Carlson	—	—	—	—	—	—	—	—	—	—	—	—	—	—	—	—	—	—	—	—	—	5/1/24 at Binghamton	Sajeski	66
Jakobi Davis	2	1	1	—	2	1	1	—	—	2	—	—	—	1	—	—	—	—	—	2	1-1	3/16/25 at Towson	DeProspero	29
Ryan Dillon	—	—	—	—	—	—	—	—	—	—	—	—	—	—	—	—	—	—	—	—	—	—	—	—
Kevin Hager	2	1	1	—	2	2	—	—	—	1	1	—	—	1	—	2	—	—	—	—	2-0	3/15/25 (G2) at Towson	Whiteman	37
William Jaun	—	—	—	—	—	—	—	—	—	—	—	—	—	—	—	—	—	—	—	—	—	—	—	—
Max Jensen	5	1	4	1	4	4	—	1	—	4	1	—	—	—	—	1	1	—	—	3	4-0	3/28/25 (G2) vs. Brown	Keel	0
Luke Johnson	1	—	1	—	1	—	—	1	—	1	—	—	—	1	—	1	—	—	—	—	1-0	3/1/25 (G2) at UMBC	Bell	29
Jackson Marko	—	—	—	—	—	—	—	—	—	—	—	—	—	—	—	—	—	—	—	—	—	—	—	—
Kyle Musser	1	—	1	—	1	—	1	—	—	—	—	1	—	—	—	1	—	—	—	—	1-0	3/1/25 (G1) at UMBC	Robinson	32
Ryan Porter	5	—	5	—	5	2	1	1	1	1	3	1	—	1	—	4	—	—	1	—	3-1	4/5/25 (G2) at Columbia	Sotiropoulos	1
Mark Quatrani	3	—	3	1	2	—	2	1	—	2	1	—	—	2	—	1	1	1	—	—	1-2	3/28/25 (G1) vs. Brown	Trout	18
John Quinlan	2	—	2	—	2	1	1	—	—	1	—	1	—	1	—	—	1	—	1	—	1-1	3/16/25 at Towson	DeProspero	30
Jayden Shin	—	—	—	—	—	—	—	—	—	—	—	—	—	—	—	—	—	—	—	—	—	—	—	—
TJ Swidorski	—	—	—	—	—	—	—	—	—	—	—	—	—	—	—	—	—	—	—	—	—	2/25/23 at JMU	Murphy	114
Beck Urofsky	—	—	—	—	—	—	—	—	—	—	—	—	—	—	—	—	—	—	—	—	—	—	—	—
Matthew Walters	—	—	—	—	—	—	—	—	—	—	—	—	—	—	—	—	—	—	—	—	—	—	—	—
Caden Wildman	1	—	1	—	1	—	1	—	—	—	1	—	1	—	—	1	—	—	—	—	1-0	3/1/25 (G1) at UMBC	Robinson	56

LEADOFF HR (0)

PLAYER (CAREER NO.) DATE / OPP

BACK-2-BACK HR (0)

PLAYERS DATE / OPP

2-HR GAMES (2)

PLAYER (CAREER NO.) DATE / OPP

Max Jensen (1) 3/1 (G2) at UMBC
Ryan Porter (1) 3/15 (G2) at TOW

GRAND SLAMS (1)

PLAYER (CAREER NO.) DATE / OPP

Ryan Porter (1) 3/15 (G2) at TOW

BIG RED MISCELLANEOUS BATTING

PLAYER	MULTI-HIT GAMES						MULTI-RBI GAMES						HIT STREAKS					HITS	
	2	3	4	5+	TOTAL	CAREER	2	3	4	5+	TOTAL	CAREER	5-9	10-14	15+	ACTIVE	2025 HIGH	CAREER HIGH	INFIELD BUNT
Mason Barela	—	—	—	—	—	—	—	—	—	—	—	—	—	—	—	0	—	—	—
Tyler Beaulieu	—	—	—	—	—	—	—	—	—	—	—	—	—	—	—	—	—	—	—
Owen Carlson	3	—	—	—	3	6	—	—	—	—	—	—	1	—	—	1	6, (3/22 - 4/4)	6, 2025	1 1
Jakobi Davis	4	—	—	—	4	19	3	—	—	—	3	12	1	—	—	1	5, (3/9 - 3/22)	7, 2024-25	2 1
Ryan Dillon	—	—	—	—	—	—	—	—	—	—	—	—	—	—	—	—	—	—	—
Kevin Hager	5	2	—	—	7	12	2	1	1	—	4	7	1	—	—	0	5, (3/15 - 3/23)	6, 2024-25	2 —
William Jaun	1	2	—	—	3	3	1	1	—	—	2	2	—	—	—	0	3, (3/28 - Pres.)	4, 2024-25	— —
Max Jensen	2	3	—	—	5	41	3	1	—	—	4	25	1	—	—	1	7, (3/1 - 3/15)	20, 2024-25	— —
Luke Johnson	1	—	—	—	1	5	—	1	—	—	1	3	—	—	—	0	2, (2x), Last: (3/1)	5, 2024	2 —
Jackson Marko	—	—	—	—	—	—	—	—	—	—	—	—	—	—	—	—	—	—	—
Kyle Musser	1	2	—	—	3	6	2	—	—	—	2	5	—	—	—	0	2, (3/7 - 3/8)	4, (2x), Last: 2024	— —
Ryan Porter	2	3	1	—	6	18	2	—	—	1	3	12	—	—	—	3	4, (3/15 - 3/22)	4, (2x), Last: 2025	1 —
Mark Quatrani	6	1	—	—	7	19	3	1	—	1	5	16	2	—	—	7	7, (3/23 - Pres.)	10, 2024	2 —
John Quinlan	4	1	—	—	5	32	6	2	—	—	8	15	1	1	—	2	10, (3/1 - 3/23)	10, 2025	1 1
Jayden Shin	—	—	—	—	—	—	—	—	—	—	—	—	—	—	—	—	—	—	—
TJ Swidorski	—	—	—	—	—	7	—	1	—	—	1	4	—	—	—	0	2, (3/1 - 3/23)	3, 2023	— —
Beck Urofsky	—	—	—	—	—	—	—	—	—	—	—	—	—	—	—	—	—	—	—
Matthew Walters	—	—	—	—	—	—	—	—	—	—	—	—	—	—	—	—	—	—	—
Caden Wildman	5	—	—	—	5	13	2	1	—	—	3	8	2	—	—	2	5, (2x), Last: (3/15 - 3/23)	11, 2024	1 1

Bold denotes active streak

BIG RED 2025 BATTING SPLITS

	AB	R	H	2B	3B	HR	RBI	BB	SO	AVG	OBP	SLG	OPS
TOTALS	705	153	193	42	4	22	139	111	162	.274	.392	.438	.830
Home	89	26	22	5	1	2	24	19	18	.247	.390	.393	.783
Away	543	113	150	34	3	18	101	82	123	.276	.392	.449	.842
Neutral	73	14	21	3	0	2	14	10	21	.288	.391	.411	.802
Day	705	153	193	42	4	22	139	111	162	.274	.392	.438	.830
Night	—	—	—	—	—	—	—	—	—	—	—	—	—
February	103	14	24	5	1	2	13	12	29	.233	.350	.359	.709
March	500	122	143	30	3	19	111	89	112	.286	.410	.472	.882
April	102	17	26	7	0	1	15	10	21	.255	.342	.353	.695
May	—	—	—	—	—	—	—	—	—	—	—	—	—

BIG RED LINEUP PRODUCTION

	AB	R	H	2B	3B	HR	RBI	BB	SO	AVG	OBP	SLG	OPS
1st	81	20	21	6	1	2	19	20	17	.259	.419	.432	.851
2nd	83	18	16	4	1	3	15	16	15	.193	.358	.373	.732
3rd	85	16	31	6	0	5	22	7	13	.365	.440	.612	1.052
4th	76	21	20	5	0	2	8	15	14	.263	.408	.408	.816
5th	85	12	17	8	0	0	10	6	28	.200	.277	.294	.571
6th	72	19	24	3	1	2	16	17	20	.333	.473	.486	.959
7th	73	19	29	5	1	7	29	11	16	.397	.489	.781	1.270
8th	75	16	21	2	0	0	11	10	21	.280	.368	.307	.674
9th	75	12	14	3	0	1	8	9	18	.187	.287	.267	.554

DAILY BATTING LOGS														
PLAYER	3/9 vs. UAB	3/10 at WIN	3/15 (1) at TOW	3/15 (2) at TOW	3/16 at TOW	3/22 (1) at YALE	3/22 (2) at YALE	3/23 at YALE	3/28 vs. BRWN	3/29 (1) vs. BRWN	3/29 (2) vs. BRWN	4/4 (1) at COL	4/4 (2) at COL	4/5 at COL
Mason Barela			o						h					
Tyler Beaulieu														
Owen Carlson	ke11F	oFko	owok	1okkwo	wcko	ow1wkb	oo2ko		oo1k	wd1o	Fk3eo	1ow	oohoo	w2ook
Jakobi Davis	kkkww	owo4	kk1k	o11wow	4o1ko	wkoow1	wokwo	okewo	kkww	kwok	11ww	ooo	kkok	1kok
Ryan Dillon									ko					
Kevin Hager	kho21	ok11	ooow	1k4w2c	c11w1	cweo1ok	w1ooo	c2whk	ekho	oo1F	woow1	o1do	o1w2o	Fkkeo
William Jaun						ko2o	2wk11	okoo	o11k	1woo	w1oce	ood	112oh	kooko
Max Jensen	1oooko	1o11k	kF3wo	1h4owo	woowe	2o12whk	hwdWo	kkeeo	okwko	whowo	oo4			
Luke Johnson	okwoo	oooo	1ow						oo			okk	k1ko	ooow
Jackson Marko														
Kyle Musser	wk1wok	o	oowk	21okh1	odohd	kk								
Ryan Porter	11wo2	oooko		24o4k1	141ko	k141kk	k12oo	kkohk	2oko	kooo		e1o	12okk	oo4k
Mark Quatrani	k14kw	oh1hw	woo4	khk21h	11o1e	1k2hoow	ckoce	hoeo1	ko2F	4Fo2	h11oo	1ooo	hkdo1	2o1w1
John Quinlan	ooo11k	owh1k	o2ook	wkoo3o	od4ko	1okow11	oF12k	k12ww	koowk	wwwco	ho21w	oowd	wo1ho	k2oww
Jayden Shin									k					
TJ Swidorski						ok2o						k		
Beck Urofsky														
Matthew Walters														
Caden Wildman		ockk	ookw	oow1o1	b1k1o	o1oow1	1cwbo	2oko	oooo	kwoo	2co1F	wdeo	1oc1c	1k12o
KEY: 1-Single, 2-Double, 3-Triple, 4-Home Run, o-Out, k-Strikeout, w-Walk, W-Int. Walk, h-Hit by Pitch, e-Reached on Error, b-Sac Bunt, F-Sac Fly, c-Fielder's Choice, d-Double Play;														
NOTE: Shading denotes started game; read left-to-right for first-to-last AB.														

BIG RED W-L RECORD BY LINEUP CARD																	
PLAYER	BATTING ORDER (STARTS)									BY POSITION (STARTS)							
	1ST	2ND	3RD	4TH	5TH	6TH	7TH	8TH	9TH	C	1B	2B	3B	SS	LF	CF	RF
Mason Barela	—	—	—	—	—	—	—	—	—	—	—	—	—	—	—	—	—
Tyler Beaulieu	—	—	—	—	—	—	—	—	—	—	—	—	—	—	—	—	—
Owen Carlson	—	1-1	—	—	—	—	1-0	2-5	5-3	—	—	9-9	—	—	—	—	—
Jakobi Davis	—	—	—	—	2-1	6-6	0-2	2-1	—	—	—	—	—	—	10-10	—	—
Ryan Dillon	—	—	—	—	—	—	—	—	1-0	1-0	—	—	—	—	—	—	—
Kevin Hager	—	0-1	—	7-4	—	0-2	3-3	—	—	—	—	—	—	10-10	—	—	—
William Jaun	—	—	—	—	1-1	1-1	2-2	—	—	—	4-4	—	—	—	—	—	—
Max Jensen	—	6-3	3-5	—	—	—	—	—	—	—	3-5	—	6-3	—	—	—	—
Luke Johnson	—	—	—	—	—	—	—	0-1	4-6	—	—	—	4-7	—	—	—	—
Jackson Marko	—	—	—	—	—	—	—	—	—	—	—	—	—	—	—	—	—
Kyle Musser	—	3-5	—	—	3-1	—	—	—	—	—	3-1	—	—	—	—	—	3-5
Ryan Porter	—	—	—	—	2-3	0-1	4-2	—	—	—	—	—	—	—	—	0-1	6-5
Mark Quatrani	—	—	7-5	3-5	—	—	—	—	—	9-10	—	—	—	—	—	—	1-0
John Quinlan	10-10	—	—	—	—	—	—	—	—	—	—	—	—	10-10	—	—	—
Jayden Shin	—	—	—	—	—	—	—	—	—	—	—	—	—	—	—	—	—
TJ Swidorski	—	—	—	—	—	—	—	1-0	0-1	—	—	1-1	—	—	—	—	—
Beck Urofsky	—	—	—	—	—	—	—	—	—	—	—	—	—	—	—	—	—
Matthew Walters	—	—	—	—	—	—	—	—	—	—	—	—	—	—	—	—	—
Caden Wildman	—	—	—	0-1	2-4	3-0	0-1	5-3	—	—	—	—	—	—	—	10-9	—

RUNS BY INNING																
	1	2	3	4	5	6	7	8	9	10	11	12	13	14	15	TOTAL
BIG RED	16	10	22	19	17	30	21	16	0	2	—	—	—	—	—	153
OPPONENTS	15	14	20	11	34	22	23	26	13	0	—	—	—	—	—	178
DIFFERENCE	+1	-4	+2	+8	-17	+8	-2	-10	-13	+2	—	—	—	—	—	-25

VICTORY MARGIN																
	1	2	3	4	5	6	7	8	9	10	11	12	13	14	15+	
BIG RED	2	—	6	1	—	—	—	—	—	—	1	—	—	—	—	
OPPONENTS	4	—	—	1	—	2	—	—	1	—	—	—	—	1	1	

BIG RED COMEBACK VICTORIES																
DATE / OPPONENT	LARGEST DEFICIT		DEFICITS													
3/1 (G1) at UMBC	3		Trailed 1-0 after 1st; 3-0 after 2nd; 4-2 after 3rd													
3/1 (G2) at UMBC	7		Trailed 7-0 after 1st; 7-2 after 2nd													
3/22 (G2) at Yale	3		Trailed 3-0 after 1st; 3-2 after 2nd													
3/28 (G2) vs. Brown	1		Trailed 9-8 in mid 5th													

BIG RED MULTI-RUN INNINGS																
	TIMES	LAST TIME														
2 Runs	19	4/5 at Columbia (1st inning, 2 hits)														
3 Runs	14	4/5 at Columbia (6th inning, 3 hits; 7th inning, 1 hit)														
4 Runs	0	—														
5 Runs	3	3/29 (G2) vs. Brown (1st inning, 2 hits)														
6 Runs	2	3/8 vs. UAB (6th inning, 3 hits)														
7 Runs	1	3/15 (G2) at Towson (6th inning, 6 hits)														
8 Runs	1	3/1 (G2) at UMBC (3rd inning, 4 hits)														
9 Runs	0	—														
10+ Runs	0	—														

2025 GAME-BY-GAME BATTING STATISTICS

DATE	OPPONENT	W/L	SCORE	AB	R	H	RBI	2B	3B	HR	TB	BB	IBB	SB	CS	HBP	SH	SF	GDP	SO	AVG	OBP	SLG	OPS
2/21	at Duke	W	11-8	38	11	10	10	3	1	2	21	5	0	2	0	2	1	1	0	8	.263	.370	.553	.922
2/22	at Duke	L	2-16	31	2	6	2	1	0	0	7	5	0	1	0	2	0	0	1	12	.232	.357	.406	.763
2/23	at Duke	L	1-18	34	1	8	1	1	0	0	9	2	0	0	0	3	0	0	1	9	.233	.350	.359	.709
DUKE SERIES		1-2	14-42	103	14	24	13	5	1	2	37	12	0	3	0	7	1	1	2	29	.233	.350	.359	.709
3/1	at UMBC	W	8-7	41	8	9	8	1	0	2	16	8	0	1	1	0	0	0	1	8	.229	.349	.368	.717
3/1	at UMBC	W	16-13	36	16	11	15	4	0	3	24	11	0	1	0	0	0	0	1	8	.244	.374	.428	.802
UMBC SERIES		2-0	24-20	77	24	20	23	5	0	5	40	19	0	2	1	0	0	0	2	16	.260	.406	.519	.926
3/7	vs. Michigan State	L	2-3	33	2	8	2	1	0	1	12	4	0	0	1	2	1	0	0	8	.244	.372	.418	.790
3/8	vs. UAB	L	12-13	40	12	13	12	2	0	1	18	6	0	1	0	1	0	1	0	13	.257	.379	.423	.802
3/9	at Winthrop	L	4-10	34	4	8	4	0	0	1	11	3	0	1	0	3	0	1	0	7	.254	.375	.411	.786
FIRST PITCH INVITE STATS		0-3	18-26	107	18	29	18	3	0	3	41	13	0	2	1	6	1	2	0	28	.271	.375	.383	.758
3/15	at Towson	L	5-6	30	5	5	4	1	1	1	11	7	0	0	1	0	0	1	0	8	.246	.369	.407	.776
3/15	at Towson	W	18-7	43	18	20	15	4	1	4	38	7	0	3	0	4	0	0	0	8	.272	.394	.464	.858
3/16	at Towson	W	8-5	38	8	14	8	0	0	3	23	4	0	1	0	1	1	0	2	5	.281	.398	.477	.876
TOWSON SERIES		2-1	31-18	111	31	39	27	5	2	8	72	18	0	4	1	5	1	1	2	21	.351	.459	.649	1.108
3/22	at Yale	W	13-12	46	13	17	10	4	0	1	24	9	0	5	1	2	1	0	0	12	.291	.408	.482	.890
3/22	at Yale	W	7-4	35	7	10	7	4	0	0	14	7	1	1	0	1	1	1	1	6	.290	.408	.476	.884
3/23	at Yale	L	3-9	35	3	6	2	4	0	0	10	4	0	1	0	3	0	0	0	11	.282	.402	.463	.865
YALE SERIES		2-1	23-25	116	23	33	19	12	0	1	48	20	1	7	1	6	2	1	1	29	.284	.413	.414	.826
3/29	BROWN	L	4-5	32	4	5	3	2	0	0	7	4	0	0	0	1	0	1	0	11	.275	.394	.449	.842
3/29	BROWN	W	9-6	26	9	5	8	1	0	1	9	9	0	5	0	1	0	2	1	4	.271	.394	.444	.838
3/30	BROWN	W	13-10	31	13	12	13	2	1	1	19	6	0	2	0	3	0	2	0	3	.277	.400	.453	.852
BROWN SERIES		2-1	26-21	89	26	22	24	5	1	2	35	19	0	7	0	5	0	5	1	18	.247	.390	.393	.783
4/4	at Columbia	L	1-10	29	1	4	1	0	0	0	4	3	0	1	0	0	0	0	4	3	.271	.392	.438	.831
4/4	at Columbia	W	7-3	37	7	12	6	3	0	0	15	2	0	2	0	4	0	0	1	8	.274	.394	.436	.830
4/5	at Columbia	L	9-13	36	9	10	8	4	0	1	17	5	0	2	1	0	0	1	0	10	.274	.392	.438	.830
COLUMBIA SERIES		1-2	17-26	102	17	26	15	7	0	1	36	10	0	5	1	4	0	1	5	21	.255	.342	.353	.695
4/12	PENN																							
4/12	PENN																							
4/13	PENN																							
PENN SERIES																								
4/15	at Binghamton																							
4/19	at Harvard																							
4/19	at Harvard																							
4/20	at Harvard																							
HARVARD SERIES																								
4/26	at Dartmouth																							
4/26	at Dartmouth																							
4/27	at Dartmouth																							
DARTMOUTH SERIES																								
4/29	at Binghamton																							
SEASON VS. BINGHAMTON																								
5/3	PRINCETON																							
5/3	PRINCETON																							
5/4	PRINCETON																							
PRINCETON SERIES																								
SEASON TOTALS				705	153	193	139	42	4	22	309	111	1	30	5	33	5	11	13	162	.274	.392	.438	.830



2025 TEAM STATISTICS (as of 4/10/25)

	STAT	NCAA	IVY
BASE ON BALLS	111	272nd	4th
BATTING AVERAGE	.274	162nd	3rd
DOUBLE PLAYS	14	262nd	6th
DOUBLE PLAYS / GAME	0.70	120th	5th
DOUBLES	42	262nd	4th
DOUBLES / GAME	2.10	60th	3rd
EARNED RUN AVERAGE	8.65	273rd	7th
FIELDING PERCENTAGE	.977	37th	1st
HIT BATTERS	37	218th	6th
HIT BY PITCH	33	247th	4th
HITS	193	295th	5th
HITS ALLOWED / 9 INN.	9.02	90th	2nd
HOME RUNS	22	221st	4th
HOME RUNS / GAME	1.10	117th	2nd
ON-BASE PERCENTAGE	.392	122nd	1st
RUNS	153	271st	4th
SACRIFICE BUNTS	5	263rd	4th
SACRIFICE FLIES	11	186th	4th
SCORING	7.7	79th	2nd
SHUTOUTS	—	—	—
SLUGGING PCT.	.438	134th	3rd
STOLEN BASES	30	201st	3rd
STOLEN BASES / GAME	1.50	100th	2nd
SO/BB RATIO	0.83	290th	8th
STRIKEOUTS / 9 INN.	6.6	278th	7th
TRIPLE PLAYS	—	—	—
TRIPLES	4	217th	5th
TRIPLES / GAME	0.20	141st	5th
WHIP	1.89	250th	5th
WIN PERCENTAGE	.500	145th	3rd
WALKS / 9 INN.	7.96	293rd	8th

2025 INDIVIDUAL LEADERS (as of 4/10/25)

	STAT	NCAA	IVY
BASE ON BALLS PER GAME			
John Quinlan	1.00	30th	1st
Jakobi Davis	0.95	62nd	2nd
Max Jensen	0.82	141st	4th
BATTING AVERAGE			
Ryan Porter	.357	239th	3rd
HIT BATTERS			
Carson Mayfield	11	28th	1st
HIT BY PITCH PER GAME			
Mark Quatrani	0.45	42nd	3rd
Kevin Hager	0.35	134th	5th
HITS ALLOWED PER NINE INNINGS			
Carson Mayfield	6.38	49th	2nd
HOME RUNS PER GAME			
Max Jensen	0.29	136th	3rd
SACRIFICE BUNTS PER GAME			
Caden Wildman	0.16	98th	3rd
SACRIFICE FLIES			
Owen Carlson	3	138th	1st
Kevin Hager	3	138th	1st
SAVES			
William Jaun	2	187th	3rd
Chris Ellison	1	385th	6th
John Hegarty	1	385th	6th
Sam Keene	1	385th	6th
SLUGGING PERCENTAGE			
Ryan Porter	.714	64th	1st
STOLEN BASES PER GAME			
John Quinlan	0.40	143rd	4th
WHIP			
Carson Mayfield	1.12	97th	2nd

LOOKING TO REACH THE CENTURY MARK

► Junior right-handed pitcher **CARSON MAYFIELD** and junior left-handed pitcher **NOAH KELLER** are both closing in on reaching the century mark for strikeouts during their Cornell careers.

► Keller leads all Big Red pitchers with his 98 career punchouts, which ranks 41st all-time in Cornell's modern era, dating back to 1947, and has three more strikeouts than Mayfield, who enters the weekend tied with **BRENT JONES** (2012-14) with 95 strikeouts.

► Should both Mayfield and Keller reach the century mark for career strikeouts this weekend, they would become the first set of Big Red teammates to have at least 100 strikeouts since **TIM WILLITTES** (130 — 2014-18) and **PAUL BALESTRIERI** (116 — 2014-17).

► Keller's career strikeout-per-9-inning ratio of 8.14 in 108.1 IP currently ranks as the 11th-highest figure in the Big Red's modern era (since 1947). Mayfield owns a strikeout-per-nine-inning ratio of 7.35 across 116.1 IP, which ranks as the 23rd-best clip in Big Red history.

THESE CLEATS WERE MADE FOR WALKING

► Through the completion of Wednesday's games, Cornell owns the 45th-highest walks per game average in Division I baseball, drawing 5.55 walks across its 20 games played (111 walks).

► In the Big Red's modern era, dating back to the 1947 season, Cornell's 5.55 walks per game average is the highest clip in program history with a minimum of 20 games played. Cornell has averaged at least five walks per game on two occasions, which came during the 1969 (160 walks in 29 games — 5.52) and 1971 (204 walks in 37 games — 5.51) seasons.

► Cornell has registered at least five walks in 12 games this season, which includes a season-high 11 walks issued by UMBC in the nightcap of a March 1 doubleheader.

► Since the beginning of Ivy League play, Cornell has drawn five-plus walks in five of its nine Ancient Eight contests, showcased by nine-walk efforts against Yale (second game of March 22 doubleheader) and Brown (first game of March 29 doubleheader).

DIGGING THE LONG BALL

► Cornell hit 52 home runs last season, marking the most by the Big Red in a single season in the program's 153-year history, besting the previous mark of 38 set during the 2009 season.

► Sophomore catcher **MARK QUATRANI** led the Big Red in home runs last season with 11, tying **ERIC KIRBY** (1995) and **ERIK RICO** (2002) for the second-most blasts in a season. The 11 home runs by a freshman broke a 29-year record held by former infielder **BILL WALKENBACH** — who later became the Big Red's head coach from 2009-15 — after he hit six home runs in 1996.

► Senior infielder **MAX JENSEN** enters this weekend's series one home run shy of matching Kirby, **RAUL GOMEZ** (1998-01), and **ANDREW LURIA** (1999-02) for the ninth-most home runs in program history. Quatrani is right behind Jensen, two home runs away from officially entering the top 10 in Big Red program history.

► **CHRIS CRUZ** currently assumes the program record for home runs (25 from 2011-14) and is one of five players in Big Red program history that have hit at least 20 career roundtrippers, joined by **GARY KACZOR** (21 from 1977-80), Walkenbach (21 from 1995-98), **BRIAN KAUFMAN** (20 from 2005-08), and **BRIAN BILLIGEN** (20 from 2009-12).

► Entering this weekend's series with Penn, Cornell has registered 22 home runs as a team this season, tied with the 2007 squad for the 19th-most home runs in a single season. Cornell is seven blasts shy of officially entering the top 10.

CORNELL RECORD BOOK

MOST CAREER STRIKEOUTS BY A PITCHER
Cornell Modern Era (Since 1947)

RK	PLAYER	CAREER	SO
1.	Greg Myers	1979-82	217
2.	Steve Hamrick	1973-74	203
36.	Erik Rico	1999-02	105
37.	Harvey Kaufman	1960-62	104
38.	Dan Baysinger	2001-04	102
39.	John Giese	1969-71	100
	Tony Siedl	1975-76	100
► 41.	Noah Keller	2023-Pres.	98
42.	Nick Busto	2012-15	97
43.	Donald Unbekant	1951-53	96
	Joel Nies	1991-92	96
45.	Brent Jones	2012-14	95
►	Carson Mayfield	2023-Pres.	95

CORNELL RECORD BOOK

HIGHEST WALKS PER GAME AVERAGES
Cornell Modern Era (Min. 20 GP) (Since 1947)

SEASON	GP	BB	BB/G
► 2025	20	111	5.55
1969	29	160	5.52
1971	37	204	5.51
1991	40	197	4.93
1970	38	179	4.71
1988	47	217	4.62
2018	37	169	4.57
1998	37	166	4.49
2022	36	159	4.42

CORNELL RECORD BOOK

MOST CAREER HOME RUNS
Cornell Program History

RK	SEASON	CAREER	HR
1.	Chris Cruz	2011-14	25
T2.	Gary Kaczor	1977-80	21
	Bill Walkenbach	1995-98	21
T4.	Brian Kaufman	2005-08	20
	Brian Billigen	2009-12	20
6.	Nathan Waugh	2022-24	18
T7.	Marlin McPhail	1979-82	17
	Erik Rico	1999-02	17
T9.	Eric Kirby	1993-95, 1997	16
	Raul Gomez	1998-01	16
	Andrew Luria	1999-02	16
T12.	John DeMayo	1979-82	15
	Mike Kalfopoulos	1982-85	15
►	Max Jensen	2022-Pres.	15
T15.	Jordan Schaeffer	1997-00	14
►	Mark Quatrani	2024-Pres.	14

BIG RED TRENDS

CATEGORY	2025	UNDER PEPICELLI	STREAK
Overall	10-10	111-176-1	Lost 1
Ivy League Games	5-4	62-92	Lost 1
Non-Conference Games	5-6	49-85-1	Won 2
vs. Power 4 Opponent	1-3	4-26	Lost 3
vs. Non-Power 4 Opponent	4-3	45-59-1	Won 2
Home Games	2-1	36-50-1	Won 2
Away Games	8-7	68-117	Lost 1
Neutral Site Games	0-2	7-10	Lost 4
Day Games <small>(before 5 p.m.)</small>	10-10	106-169-1	Lost 1
Night Games <small>(5 p.m. or later)</small>	0-0	5-8	Lost 1
February	1-2	2-21	Lost 2
March	8-6	43-66	Won 2
April	1-2	52-76-1	Lost 1
May	0-0	14-14	Lost 2
Cornell Scores 0-2 Runs	0-4	7-77	Lost 22
Cornell Scores 3-5 Runs	0-4	24-65-1	Lost 6
Cornell Scores 6-9 Runs	5-1	42-31	Lost 1
Cornell Scores 10+ Runs	5-1	38-4	Won 3
Cornell Allows 0-2 Runs	0-0	35-8	Won 6
Cornell Allows 3-5 Runs	3-3	41-38-1	Won 1
Cornell Allows 6-9 Runs	4-1	29-66	Won 2
Cornell Allows 10+ Runs	3-6	6-65	Lost 2
Leading after Six Innings	9-3	84-16	Lost 1
Trailing after Six Innings	0-5	21-147	Lost 5
Tied after Six Innings	1-2	6-14-1	Lost 2
Leading after Seven Innings	8-1	76-9	Lost 1
Trailing after Seven Innings	0-8	15-140	Lost 15
Tied after Seven Innings	0-1	7-9-1	Lost 1
Leading after Eight Innings	6-1	79-5	Lost 1
Trailing after Eight Innings	0-7	7-143	Lost 14
Tied after Eight Innings	1-2	9-10-1	Lost 2
Big Red With No Home Runs	2-5	38-111	Won 1
Big Red Hit a Home Run	8-5	73-66-1	Lost 1
Hits One Home Run	3-5	41-55-1	Lost 1
Hits Multiple Home Runs	5-0	31-11	Won 5
Big Red Has No Errors	4-4	41-47	Won 1
Big Red Has an Error	6-6	70-130-1	Lost 2
Commits One Error	5-2	42-49-1	Lost 2
Commits Multiple Errors	1-4	28-81	Won 1
Out-hit Opponent	8-4	87-28	Lost 1
Out-hit by Opponent	2-6	18-140-1	Lost 1
Hits Equal	0-0	6-9	Won 1
Big Red Scores First	7-3	69-56-1	Lost 1
Opponent Scores First	3-7	42-121	Lost 2
Extra-Inning Games	2-0	9-11-1	Won 2
One-Run Games	2-4	28-39	Lost 1
Two-Run Games	0-0	20-23	Lost 1
Five-Plus-Run Games	1-5	31-81	Lost 2
Shutouts	0-0	6-20	Lost 5

WHEN IT RUNS, IT POURS

- Cornell has scored 153 runs across its 20 games so far this season, computing to an 7.65 runs per game average, ranking 79th nationally through the completion of Wednesday's contests.
- The Big Red's 7.65 runs per game average is the second-highest clip in a single season, only trailing the 9.28 clip posted back in 1891 (232 runs in 25 games). This year's team is one of six in Big Red program history that has averaged at least seven runs per game, with a minimum of 20 games played. The other instances where Cornell averaged seven-plus runs scored per game came in 1901 (7.50 runs per game in 24 games), 1900 (7.45 runs per game in 33 games), 2024 (7.11 runs per game in 38 games), and 1899 (7.05 runs per game in 22 games).
- This year, 122 of Cornell's 153 runs have come during multi-run innings, computing to 79.7 percent of its scoring production. Including last year's scoring production, 82.0 percent of Cornell's runs (347 of 423) have come in multi-run frames.
- Dating back to the beginning of the 2022 season, Cornell has had at least one multi-run inning in 102 of its 126 games (81.0 percent). The Big Red has had a multi-run inning in 22 of its last 25 contests, dating back to last season, with the lone contests coming this year against Duke (Feb. 23), Michigan State (March 7), and last Friday against Columbia (April 4).

IVY LEAGUE PRESEASON POLL

- The Ivy League preseason poll was announced Feb. 18 with Columbia pitted as the unanimous favorite following a vote of 16 pollsters, comprised of two representatives from each of the eight Ivy League programs.
- Penn finished right behind Columbia in second place, serving as the lone other Ancient Eight program to receive over 100 points. Cornell was tabbed third while Princeton was selected to finish fourth, rounding out the projected field for the second annual Ivy League Tournament, which will be held at the site of this year's regular-season champion.
- Rounding out the poll was Yale (69 points), Harvard (59 points), Dartmouth (30 points), and Brown (21 points).
- Cornell's third-place projection is the program's highest preseason ranking in the annual Ivy League's preseason poll since its inception before the 2018 season.

QUATRANI HONORED BY D1BASEBALL

- Sophomore catcher **MARK QUATRANI** was honored by D1Baseball.com with preseason honors on Jan. 28, being selected as one of the nation's top 50 Division I catchers heading into the 2025 season.
- Fresh off being named the Ivy League's Rookie of the Year in 2024, Quatrani came in ranked at No. 39 on the list after posting a .362 batting average in his first year with the Big Red. Paired with his batting average, Quatrani led the team in numerous batting categories, including home runs (11), RBI (43), slugging percentage (7.14) and OPS (1.206).
- Among the 50 players named to the preseason list, Quatrani was the only representative from the Ivy League and was just one of 12 sophomores honored, three of which were redshirt sophomores. Quatrani was one of 18 non-Power Four catchers named to the list.
- Of the 49 players who have at least one season of college baseball under their belts, Quatrani had the highest OPS (1.206) of any player named on the list. His figure was 31 points higher than Virginia graduate student Jacob Ference (1.175).
- Quatrani also had the third-highest batting average of those named to D1Baseball's list (.362), trailing Bowling Green sophomore Garrett Wright (.380) and Oklahoma junior Easton Carmichael (.366).

CORNELL RECORD BOOK

MOST RUNS PER GAME IN A SEASON
Cornell Program History (Min. 20 GP)

SEASON	GP	RUNS	RPG
1891	25	232	9.28
► 2025	20	153	7.65
1901	24	180	7.50
1900	33	246	7.45
2024	38	270	7.11
1899	22	155	7.05
1902	27	188	6.96
1984	42	278	6.619
1982	39	258	6.615

IVY PRESEASON POLL

2025 IVY LEAGUE PRESEASON POLL
Two Votes Per Program

SCHOOL <i>(First-Place Votes)</i>	POINTS
1. Columbia (16)	128
2. Penn	101
► 3. Cornell	88
4. Princeton	80
5. Yale	69
6. Harvard	59
7. Dartmouth	30
8. Brown	21

NCAA LEADERS

D1BASEBALL.COM TOP 50 CATCHERS
List of Non-Power Four Catchers

RK	PLAYER	SCHOOL	YEAR
2.	Caden Bodine	Coastal Carolina	Jr.
4.	Grant Jay	Dallas Baptist	Jr.
6.	Ike Irish	Troy	Jr.
11.	Jose Torres	Louisiana	Sr.
13.	Owen Carapellotti	Georgetown	Sr.
14.	Boston Smith	Wright State	Sr.
25.	Mac Moise	FGCU	R-Sr.
26.	Garrett Wright	Bowling Green	So.
27.	Frankie Ferrentino	Merrimack	Jr.
31.	Jackson Bessette	Ill.-Chicago	Jr.
34.	Zak Skinner	Lamar	Sr.
35.	Emi Gonzalez	UC San Diego	R-Sr.
► 39.	Mark Quatrani	Cornell	So.
41.	Ethan Swidler	Lafayette	Jr.
43.	Andy Schuldt	Campbell	R-So.
48.	Parker Airhart	UT Arlington	Sr.
49.	Cole Campbell	NJIT	R-So.
50.	Tyler Howard	Portland	Jr.

IVY WEEKLY HONORS

DATE	AWARD	PLAYER (SCHOOL)
Feb. 24	Player	Kevin Hager (Cornell)
	Pitcher	Carson Mayfield (Cornell)
	Rookie	Sebastian Haggard (Penn)
March 3	Player	Max Jensen (Cornell)
	Pitcher	Sean Episcopo (Princeton)
	Rookie	Jack Ohman (Yale)
March 10	Player	Alec Atkinson (Yale)
	Pitcher	Carson Mayfield (Cornell)
	Rookie	Jack Ohman (Yale)
March 17	Player	Ryan Porter (Cornell)
	Pitcher	Sean Episcopo (Princeton)
	Rookie	Jack Dauer (Yale)
March 24	Player	Cole Fellows (Columbia)
	Pitcher	Jack Ohman (Yale)
	Rookie	Christian Butera (Brown)
March 31	Player	Ethan Brown (Dartmouth)
	Pitcher	Jack Ohman (Yale)
	Rookie	Jack Dauer (Yale)
April 7	Player	Gio Colasante (Harvard)
	Pitcher	Thomas Shurtleff (Penn)
	Rookie	Jack Ohman (Yale)

STANDINGS AND SCHEDULES

as of 4/10/25		IVY LEAGUE					OVERALL						
OPPONENT	W-L	PCT	GB	STREAK	W-L	PCT	STREAK	HOME	AWAY	NEUTRAL	RPI		
Penn	7-2	.778	—	W5	13-12	.520	W6	7-3	6-9	0-0	201		
Columbia	7-2	.778	—	W1	13-14	.481	W2	6-1	7-13	0-0	185		
Yale	6-3	.667	1.0	W5	18-9	.667	L1	9-3	9-6	0-0	171		
Cornell	5-4	.556	2.0	L1	10-10	.500	L1	2-1	8-7	0-2	141		
Princeton	4-5	.444	3.0	L4	7-22	.241	L6	4-2	3-18	0-2	278		
Dartmouth	4-5	.444	3.0	W1	5-16	.238	L1	5-3	0-13	0-0	288		
Harvard	2-7	.222	5.0	L1	4-20	.167	L1	1-0	2-14	1-6	282		
Brown	1-8	.111	6.0	L5	5-19	.208	L3	2-3	3-16	0-0	286		

LAST WEEK'S RESULTS			
Tuesday, April 1		Friday, April 4	
Brown 10, Bryant 6		Columbia 10-3, Cornell 1-7	
Dartmouth 11, UMass Lowell 5		Dartmouth 13, Harvard 9	
Fairfield 15, Yale 11		Penn 2-7, Princeton 1-5	
Harvard 13, UMass 5		Yale 7-6, Brown 6-2	
Penn 16, Lafayette 11			
		Saturday, April 5	
Wednesday, April 2		Columbia 13, Cornell 9	
Hofstra 4, Columbia 3		Penn 7, Princeton 6 (12 inn.)	
Seton Hall 13, Princeton 3			
		THIS WEEKEND'S SCHEDULE	
THIS WEEK'S RESULTS		Friday, April 11	
Wednesday, April 9		Dartmouth at Brown, 11:30 a.m. (DH)	
Boston College 12, Dartmouth 2 (8 inn.)		Princeton at Harvard, 11:30 a.m. (DH)	
Columbia 7, Fordham 3		Columbia at Yale, 11:30 a.m. (DH)	
Holy Cross 4, Yale 1			
Monmouth 13, Princeton 3 (7 inn.)		Saturday, April 12	
		Penn at Cornell, 11:30 a.m. (DH)	
		Dartmouth at Brown, 12:00	
		Sunday, April 6	
		Harvard 4-6, Dartmouth 1-7	
		Yale 7, Brown 4	
		Sunday, April 13	
		Penn at Cornell, 12:00	
		Princeton at Harvard, 1:00	
		Columbia at Yale, 1:00	

ALL-IVY AWARDS

► Last season, current seniors **MAX JENSEN** and **JOHN QUINLAN** were unanimously voted First Team All-Ivy last season, while current sophomore catcher **MARK QUATRANI** was also voted a first-team selection along with being tabbed the conference's Rookie of the Year.

► Quatrani's Rookie of the Year award signified just the third time in program history that a Cornell player was honored with been tabbed the conference's top newcomer. Only infielder **BILL WALKENBACH** (1995) and pitcher **KELLON URBON** (2012) were the previous Big Red players to receive the honor.

► The trio of First Team All-Ivy selections signified the fifth time (1969, 1971, 1977, 1982, 2024) Cornell had at least three first-team all-league players since 1960. **MIKE BRANCA** (first base), **MARLIN MCPHAIL** (second base), **JOHN DEMAYO** (outfield), and **GREG MYERS** (pitcher) all received First Team All-EIBL honors in 1982, the last time Cornell had three first-team selections.

ONE LAST GO-AROUND

► A staple of the Big Red baseball program since 1991, Cornell baseball associate head coach **TOM FORD** announced Dec. 19 that the 2025 season — his 35th with Cornell baseball — will serve as his final year on the Big Red coaching staff.

► Across Ford's 34 years on Cornell's coaching staff, he has coached 128 All-Ivy honorees, including 30 first-team and 44 second-team selections. He has also been on staff for all three Ivy League Rookies of the Year, including last year's winner **MARK QUATRANI**.

ARE CORNELL STUDENT-ATHLETES ON SCHOLARSHIP?

► The quick and easy answer: No. Every Cornell student-athlete is awarded need-based financial aid, just like every other student at the University — with the package including student loans and grants.

► The original Ivy League agreement, established in 1954, was to improve and foster intercollegiate athletics while emphasizing such competition in harmony with the institutions' educational purposes.

► The Ivy League is nationally recognized for its success — absent of athletic scholarships — while rigorously maintaining its self-imposed high academic standards.

► Given the current national pressures on intercollegiate success and the ever-changing landscape of collegiate athletics, the Ivy League has demonstrated a rare willingness and ability to abide by these rules and still compete successfully in Division I athletics.

CORNELL RECORD BOOK

TRIO OF FIRST TEAM ALL-LEAGUE HONOREES

Program History (Since 1960)

PLAYERS	YEAR
Ed Cott (C), Chris Ritter (OF), Pete Watzka (3B), Bob Witkoski (SS)	1969
Tom Boettcher (3B), Pete Watzka (OF), Bob Witkoski (2B)	1971
Gary Gronowski (P), Dave Johnson (OF), Ken Veenema (2B)	1977
Mike Branca (1B), John DeMayo (OF), Marlin McPhail (2B), Greg Myers (P)	1982
► Max Jensen (1B), Mark Quatrani (C), John Quinlan (OF)	2024

SERIES HISTORY



AT



SERIES HISTORY

BUCKNELL LEADS, 167-129-2

Ithaca, N.Y. (Booth Field):	85-90 (1-2)
Philadelphia, Pa. (Meiklejohn Stadium):	57-87-2 (21-24)
Neutral Sites:	6-5
Under Dan Pepicelli:	11-17

SCORING RECORDS

CORNELL

Ithaca:	17
COR, 17-5 (4/25/1999)	
Philadelphia:	23
COL, 23-10 (4/15/2006)	
Neutral Site:	10
COR, 10-5 (4/7/1984)	

PENN

Ithaca:	26
PENN, 26-9 (5/30/1896)	
Philadelphia:	20
PENN, 20-5 (5/21/1888)	
Neutral Site:	12, (2x)
Last: PENN, 12-6 (5/20/2024)	

GAME-BY-GAME (SINCE 2005)

DATE	SITE	SCORE
4/23/2005	Ithaca, N.Y.	W, 13-1 (7 inn.)
4/23/2005	Ithaca, N.Y.	W, 5-1
4/24/2005	Ithaca, N.Y.	W, 7-1 (7 inn.)
4/24/2005	Ithaca, N.Y.	W, 2-1
4/15/2006	Philadelphia, Pa.	W, 10-1 (7 inn.)
4/15/2006	Philadelphia, Pa.	W, 23-10
4/16/2006	Philadelphia, Pa.	L, 6-11 (7 inn.)
4/16/2006	Philadelphia, Pa.	W, 17-3
4/14/2007	Ithaca, N.Y.	L, 2-4 (7 inn.)
4/14/2007	Ithaca, N.Y.	L, 2-4
4/24/2007	Ithaca, N.Y.	L, 1-13 (7 inn.)
4/24/2007	Ithaca, N.Y.	W, 11-10 (12 inn.)
4/12/2008	Philadelphia, Pa.	L, 2-5 (7 inn.)
4/12/2008	Philadelphia, Pa.	W, 10-8 (10 inn.)
4/13/2008	Philadelphia, Pa.	W, 8-1 (7 inn.)
4/13/2008	Philadelphia, Pa.	W, 16-5
4/11/2009	Ithaca, N.Y.	W, 12-5 (7 inn.)
4/11/2009	Ithaca, N.Y.	L, 3-6
4/12/2009	Ithaca, N.Y.	W, 3-2 (9 inn.)
4/12/2009	Ithaca, N.Y.	W, 6-4
4/17/2010	Philadelphia, Pa.	L, 2-17 (9 inn.)
4/17/2010	Philadelphia, Pa.	L, 2-12
4/18/2010	Philadelphia, Pa.	W, 10-9 (9 inn.)
4/18/2010	Philadelphia, Pa.	W, 11-6
4/24/2011	Ithaca, N.Y.	W, 4-2 (7 inn.)
4/24/2011	Ithaca, N.Y.	L, 2-10
4/25/2011	Ithaca, N.Y.	W, 3-0 (7 inn.)
4/25/2011	Ithaca, N.Y.	W, 13-4
4/20/2012	Philadelphia, Pa.	W, 3-0 (7 inn.)
4/20/2012	Philadelphia, Pa.	W, 9-5
4/21/2012	Philadelphia, Pa.	W, 3-0 (7 inn.)
4/21/2012	Philadelphia, Pa.	L, 3-4
4/20/2013	Ithaca, N.Y.	L, 0-6 (7 inn.)
4/20/2013	Ithaca, N.Y.	W, 4-2
4/21/2013	Ithaca, N.Y.	W, 3-1 (7 inn.)
4/21/2013	Ithaca, N.Y.	W, 8-2
4/12/2014	Philadelphia, Pa.	W, 9-0 (7 inn.)
4/12/2014	Philadelphia, Pa.	L, 2-11
4/13/2014	Philadelphia, Pa.	L, 2-4 (7 inn.)
4/13/2014	Philadelphia, Pa.	L, 2-9
4/11/2015	Ithaca, N.Y.	L, 8-13 (7 inn.)
4/11/2015	Ithaca, N.Y.	L, 2-9
4/12/2015	Ithaca, N.Y.	W, 2-0 (7 inn.)
4/12/2015	Ithaca, N.Y.	L, 4-5
4/23/2016	Philadelphia, Pa.	L, 2-13
4/23/2016	Philadelphia, Pa.	W, 7-4
4/24/2016	Philadelphia, Pa.	L, 2-3 (10 inn.)
4/24/2016	Philadelphia, Pa.	L, 5-16
4/22/2017	Ithaca, N.Y.	L, 0-5 (7 inn.)
4/22/2017	Ithaca, N.Y.	W, 2-0
4/23/2017	Ithaca, N.Y.	L, 0-4 (7 inn.)
4/23/2017	Ithaca, N.Y.	L, 2-3
4/21/2018	Philadelphia, Pa.	W, 10-9
4/21/2018	Philadelphia, Pa.	L, 5-9
4/22/2018	Philadelphia, Pa.	W, 7-6
4/27/2019	Ithaca, N.Y.	L, 2-6
4/27/2019	Ithaca, N.Y.	W, 4-3
4/28/2019	Ithaca, N.Y.	W, 8-7
4/16/2022	Philadelphia, Pa.	L, 1-10
4/16/2022	Philadelphia, Pa.	L, 4-10
4/17/2022	Philadelphia, Pa.	L, 6-15
4/28/2023	Ithaca, N.Y.	L, 4-5
4/28/2023	Ithaca, N.Y.	W, 11-9
4/29/2023	Ithaca, N.Y.	L, 3-4
4/13/2024	Philadelphia, Pa.	L, 5-6
4/13/2024	Philadelphia, Pa.	W, 18-11
4/14/2024	Philadelphia, Pa.	W, 11-9
5/19/2024	Little Falls, N.J.	W, 7-6
5/20/2024	Little Falls, N.J.	L, 9-11
5/20/2024	Little Falls, N.J.	L, 6-12

SCOUTING PENN

► Penn enters this weekend with an overall record of 13-12 and a 7-2 mark in Ivy League play, which is tied with Columbia for the lead in Ancient Eight play. The Quakers have won their last five games, dating back to its March 29 victory over Dartmouth, which prevented Penn from being swept by the Big Green. Since then, Penn defeated Lafayette, 16-11, in the consolation game of the Liberty Bell Classic and swept last weekend's series from Princeton, 2-1, 7-5, and 7-6 in 12 innings.

► Offensively, Penn is led by Jarrett Pokrovsky, who owns the team lead in batting average (.364), doubles (14), on-base percentage (.409), slugging percentage (.596), and OPS (1.005). Davis Baker owns the team lead in home runs (6) and RBI (22). Ryan Taylor has been successful on 11 of his 12 stolen-base attempts on the season, five more than the second-place holder, Gavin Degnan (6-for-6).

► The Quakers' pitching staff has relied on its ability to strike out their opponents as their 9.80 strikeout per game ratio ranks as the 27th-best figure in Division I baseball, through the completion of Wednesday's contests. Freshman right-handed pitcher Sebastian Haggard and senior right-handed pitcher Noah Millikan are tied for the team lead in punchouts (34). Senior left-handed pitcher Will Tobin is right behind the duo with his 31 strikeouts.

118 YEARS, 230 MILES, 51 MEETINGS

► Cornell and Penn have met 298 times prior to this weekend's three-game series. The Quakers own the series lead, 167-129-2, and have won eight of the last 12 meetings. Cornell won three out of the six meetings last season, which included the final two regular-season meetings and the first of three contests played in last year's Ivy League Baseball Tournament.

► The Big Red will be seeking its second consecutive regular-season series victory over Penn for the first time since taking two out of three games from the Quakers in both 2018 and 2019. Cornell has not won at least three regular-season games against Penn since 2013, when it took three out of four games, and has not swept the regular-season series since sweeping a four-game series in 2005.

► Penn took two out of three games in the second-ever series played at Booth Field back in 2023. In the Big Red's lone victory of the series, a five-run eighth inning aided Cornell in shifting a 7-6 deficit into an 11-7 lead. **MAX JENSEN** and **NATHAN WAUGH** '24 had RBI singles before **SAM KAPLAN** '23 hit a three-run home run. Penn tried to stage a ninth-inning comeback behind an RBI single by Jarrett Pokrovsky and a run coming on a bases-loaded fielder's choice, but **RYAN PORTER** slammed the door by getting a fly out and strikeout to conclude the contest.

CORNELL VS. PENN

PLAYER	GP	GS	AB	R	H	2B	3B	HR	RBI	BB	HBP	SO	SF	SH	SB	AVG	OBP	SLG	
Mark Quatrani	6	6	24	4	13	1	0	1	10	4	2	4	0	0	1	.542	.633	.708	
Luke Johnson	4	3	13	4	5	0	0	0	0	2	1	4	0	0	0	.385	.500	.385	
Jakobi Davis	9	9	32	5	11	3	0	0	1	4	0	10	1	0	2	.344	.405	.438	
Kevin Hager	4	4	15	4	5	0	0	3	8	3	0	5	1	0	2	.333	.421	.933	
Max Jensen	12	12	50	13	15	2	0	1	11	7	0	10	1	0	1	.300	.379	.400	
Caden Wildman	6	6	25	4	7	1	0	3	14	4	1	11	0	0	2	.280	.400	.680	
Ryan Porter	6	6	18	4	5	1	0	1	5	4	1	4	2	0	2	.278	.400	.500	
John Quinlan	11	9	44	10	12	1	1	0	3	5	1	10	0	0	1	.273	.360	.341	
Kyle Musser	4	2	10	3	2	0	0	0	0	1	0	2	0	0	0	.200	.273	.200	
TJ Swidorski	3	2	10	1	2	0	0	0	1	0	0	5	1	0	1	.200	.182	.200	
Owen Carlson	1	0	1	0	0	0	0	0	0	0	0	0	0	0	0	.000	.000	.000	
TOTALS	66	59	242	52	77	9	1	9	53	34	6	65	6	0	12	.318	.406	.475	
PLAYER	W-L	ERA	APP	GS	CG	SHO	SV	IP	H	R	ER	BB	SO	AVG	WP	HP	BK	SF	SH
John Gerfen	0-0	0.00	2	0	0	0	0	2.0	1	0	0	1	1	.167	0	0	0	0	0
Josh Shea	0-0	0.00	1	0	0	0	0	0.1	0	0	0	1	0	.000	0	0	1	0	0
Carson Mayfield	0-1	3.86	3	0	0	0	0	4.2	4	3	2	2	4	.211	1	0	0	0	1
Beck Urofsky	0-0	3.86	2	0	0	0	0	2.1	3	1	1	1	1	.333	0	0	1	1	0
Ethan Hamill	0-0	7.16	3	3	0	0	0	16.1	20	13	13	9	7	.313	2	4	1	1	0
Chris Ellison	1-0	7.62	4	1	0	0	1	13.0	12	11	11	9	2	.245	1	1	0	1	0
Huxley Holcombe	1-0	7.71	3	1	0	0	0	9.1	10	9	8	7	7	.278	2	1	0	0	1
Ryan Porter	1-1	9.00	5	1	0	0	0	10.0	12	10	10	10	5	.300	3	1	0	0	1
Noah Keller	0-2	10.61	3	2	0	0	0	9.1	18	12	11	6	7	.419	0	0	0	1	1
William Jaun	0-0	27.00	2	1	0	0	0	2.0	4	6	6	5	2	.400	1	1	0	0	0
Nathaniel Jennewein	0-0	27.00	2	0	0	0	0	1.0	1	3	3	3	1	.250	1	1	0	0	0
TOTALS	3-4	8.32	30	9	0	0	1	70.1	85	68	65	54	37	.302	11	9	3	4	4

BOOTH FIELD



► After spending over 100-plus years at Hoy Field, Cornell's legendary, and storied, on-campus field, the Cornell baseball team officially moved to Booth Field, the program's brand-new, \$17.5 million off-campus facility on Friday, April 21, 2023.

► Booth Field is named in honor of former Cornell pitcher **RICH BOOTH** '82, who has shown "extraordinary leadership and generosity — much of its anonymous — over the last four decades."

► The facility features many state-of-the-art amenities for the Cornell baseball team, including a 1500-square foot team room and lounge, 1500-square foot locker room, and a 7000-square foot indoor area for batting cages and pitching mounds. A nutrition station, Hall of Fame area, and a coaches room is included at the facility, which was completed this past summer.

YEAR-BY-YEAR RESULTS

SEASON	RECORD	W%	RF	RA	+/-
2023	1-5	.167	31	48	-17
2024	7-5	.583	86	92	-6
2025	2-1	.667	26	21	+5
TOTALS	10-11	.444	143	161	-18

BOOTH FIELD FIRSTS (ALL INSTANCES OCCURRED ON 4/21/23 UNLESS DENOTED)

GAME: Friday, April 21, 2023 (Princeton 11, Cornell 8)

CORNELL WIN: April 28, 2023 (Game 2)
Cornell 11, Penn 9

ATTENDANCE: 397

TIME OF GAME | TEMPERATURE: 2:21 | 84°F

FIRST PITCH: 3:33 p.m. by Spencer Edwards, Cornell;
fastball, ball

BATTER: Matt Scannell, Princeton (homered)

PLATE UMPIRE: Mike Lum

HIT: Home run by Matt Scannell, 1st inning, none on

RUN: Matt Scannell, Princeton (homered)

SINGLE: Brendan Cumming, Princeton, 1st inning

DOUBLE: Max Jensen, Cornell, 1st inning

TRIPLE: Jakobi Davis, Cornell, 2nd inning

FIRST RBI: Matt Scannell, Princeton, 1st inning (homered)

HOME RUN: Matt Scannell, Princeton,
(1st inning off Spencer Edwards)

CORNELL HOME RUN: Sam Kaplan (two-run), 5th inning,
off Princeton's Jackson Emus

TWO-RUN HOME RUN: Kyle Vinci, Princeton,
(4th inning off Spencer Edwards)

CORNELL TWO-RUN HOME RUN: Sam Kaplan, 5th inning,
off Princeton's Jackson Emus

THREE-RUN HOME RUN: Kyle Vinci, Princeton,
(7th inning off Carson Mayfield)

CORNELL THREE-RUN HOME RUN: Joe Hollerbach,
(4/28/23, 3rd inning, off Penn's Cole Zaffiro)

GRAND SLAM: Kyle Vinci, Princeton, 4/8/23,
(7th inning off Von Baker)

CORNELL GRAND SLAM: Nathan Waugh, 3/30/24,
(2nd inning, off Dartmouth's Marco Dumsky)

PINCH-HIT HOME RUN: Never happened

INSIDE-THE-PARK HOME RUN: Never happened

WINNING PITCHER: Jackson Emus, Princeton (starter)

LOSING PITCHER: Spencer Edwards, Cornell (starter)

SAVE: Jacob Faulkner, Princeton

PUTOUT: Matt Barnhorst, Cornell (first out of 6-4-3 DP)

ASSIST: Ryan Porter, Cornell (GIDP to shortstop)

ERROR: Noah Granet, Princeton, fielding

CG SHUTOUT: Tom Chmielewski, Princeton, 4/8/23

9-INNING CG SHO: Has not happened

WALK: Cornell's John Quinlan by
Princeton's Jackson Emus, 1st inning

STRIKEOUT: Princeton's Kyle Vinci by
Cornell's Spencer Edwards, 1st inning

STOLEN BASE: Scott Bandura, Princeton, 4th inning

DOUBLE PLAY: Porter-Barnhorst-Jensen, Cornell, 1st inn.

TRIPLE PLAY: Has not happened

BALK: Noah Keller, Cornell, 3/30/24 (G2), vs. Dartmouth

ONE-HITTER: Has not happened

NO-HITTER: Has not happened

EXTRA-INNING GAME: 4/20/24 (G2) vs. Yale
(W, 10-9 — 10 inn.)



DAN PEPICELLI

10TH SEASON AT CORNELL

Years in Role: 10th Season as Head Coach

College: SUNY Cortland '90

Coaching Location: Dugout

DAN PEPICELLI, the Ted Thoren Head Coach of Cornell Baseball, was named the 17th head coach in Cornell baseball history on Aug. 10, 2015, and is entering his 10th season at the helm of the Cornell baseball program.

Pepicelli's 104 wins as the Big Red's head coach stand as the fourth-most in program history, trailing **TED THOREN** (515), **TOM FORD** (264), and **BILL WALKENBACH** (130).

Under Pepicelli's tutelage, Cornell has produced 25 All-Ivy League selections — including eight First Team and eight Second Team selections. Four Big Red players have also been selected in the Major League Baseball Amateur Draft.

Before his arrival on East Hill, Pepicelli spent six seasons at Clemson where he had three coaching titles during his six-year stay. The final three years with the Tigers were as the associate head coach.

He became the Tigers' first pitching coach to lead a staff to Omaha in his first season with the squad. That year, Clemson's pitching staff posted the first of four consecutive seasons with a sub-4.00 ERA. Pepicelli recruited and developed Matt Crownover, who earned freshman All-America accolades in 2013 and ACC Pitcher of the Year honors in 2015, and was instrumental in assembling *Baseball America's* ninth-ranked recruiting class in 2015. Ten Clemson pitchers were selected in the Major League Baseball Amateur Draft in Pepicelli's tenure at Clemson.

By joining the Big Red, Pepicelli returned home to upstate New York, where he previously had 11 years of head coaching experience at the Division III level between St. John Fisher and Hartwick.

After serving as an assistant coach for three seasons at Hartwick, Pepicelli was promoted to head coach for the 1999 season. Following his two-year tenure at Hartwick, Pepicelli was head coach and assistant athletic director at St. John Fisher for nine seasons (2001-09). Pepicelli was a two-time Empire 8 Coach of the Year (2001, 2007), with the latter coming when the Cardinals advanced to the NCAA Division III College World Series for the first time in program history.

Pepicelli's teams at St. John Fisher had winning records in each of his last seven seasons. His team garnered national recognition for sportsmanship in 2008 after a line-drive foul ball struck the opposing team's third-base coach in the head during the ninth inning of the play-in game of the 2008 ECAC Upstate Championship. Despite the fact the Cardinals were trailing, Pepicelli and the Cardinals elected to concede the game, ending any hope of clinching a berth an NCAA Tournament berth. The Committee on Sportsmanship and Ethical Conduct presented Pepicelli's team with the NCAA All-Divisions Sportsmanship Award.

Along with being the baseball coach at St. John Fisher, Pepicelli was the head strength and conditioning coach where he spent three years on the NCAA Competitive Safeguards Committee. He is a certified strength and conditioning specialist and is a member of the National Strength & Conditioning Association.

A native of Schenectady, N.Y., Pepicelli is married to the former Robyn Molloy, who played for and served as an assistant coach with the Syracuse women's soccer team. The couple has a daughter, Mia, and a son, Owen.

24

PEPICELLI'S FILE

COACHING EXPERIENCE

1988	Mohawk Valley CC (Volunteer Assistant)
1996-98	Hartwick (Assistant Coach)
1999-2000	Hartwick (Head Coach)
2001-09	St. John Fisher (Head Coach)
2010	Clemson (Assistant Coach)
2011-12	Clemson (Assistant Head Coach)
2013-15	Clemson (Associate Head Coach)
2016-Pres.	Cornell (Head Coach)

PLAYING EXPERIENCE

1986-87	Mohawk Valley Community College
1990	SUNY Cortland
1991	SUNY Oneonta

EDUCATION

SUNY Cortland

B.S., Economics and Management Science, 1990

COACHING CAREER

SEASON	RECORD	W%	CONF.	W%
HARTWICK (1999-2000)				
1999	9-22	.290	—	—
2000	12-18	.400	3-3	.500
TOTALS	21-40	.344	3-3	.500
ST. JOHN FISHER (2001-09)				
2001	19-14	.576	6-2	.750
2002	15-19	.441	3-3	.500
2003	16-16	.500	4-4	.500
2004	27-14	.659	4-4	.500
2005	22-15	.595	5-3	.625
2006	26-15	.634	9-7	.563
2007	28-13	.683	7-5	.583
2008	25-14-2	.634	9-7	.563
2009	22-17	.564	8-8	.500
TOTAL	200-137-2	.593	55-43	.561
CORNELL (2016-PRES.)				
2016	14-24	.368	7-13	.350
2017	21-17	.553	9-11	.450
2018	14-22-1	.392	9-12	.429
2019	14-24	.368	8-13	.381
2020	1-8	.111	—	—
2021	— NO SEASON (COVID-19 PANDEMIC) —			
2022	11-25	.306	5-16	.238
2023	9-26	.257	8-13	.381
2024	17-21	.447	11-10	.524
2025	10-10	.500	5-4	.556
TOTALS	111-177-1	.386	62-91	.405
OVERALL	332-354-3	.484	120-138	.467



#14

TOM FORD

ASSOCIATE HEAD COACH
35TH SEASON AT CORNELL



#27

JOHN TOPPA

ASSISTANT COACH
3RD SEASON AT CORNELL



#35

ROBBY FARIS

ASSISTANT COACH
1ST SEASON AT CORNELL

2025 INDIVIDUAL AND TEAM GAME HIGHS

INDIVIDUAL GAME HIGHS

BATTING

At-Bats	6, (6x), Last: Kevin Hager, Ryan Porter & John Quinlan, at Yale (3/22/25 - G1)
Runs Scored	4, Caden Wildman, at UMBC (3/15/25 - G2)
Hits	4, Ryan Porter, at Towson (3/15/25 - G2)
Runs Batted In	8, Ryan Porter, at Towson (3/15/25 - G2)
Doubles	2, Max Jensen, at Yale (3/22/25 - G1)
Triples	1, (4x), Last: Owen Carlson, vs. Brown (3/29/25 - G2)
Home Runs	2, (2x), Last: Ryan Porter, at Towson (3/15/25 - G2)
Walks Drawn	3, (2x), Last: John Quinlan, vs. Brown (3/29/25 - G1)
Strikeouts	4, Jakobi Davis, at UAB (3/8/25)
Sacrifice Bunts	1, (5x), Last: Caden Wildman, at Yale (3/22/25 - G2)
Sacrifice Flies	1, (11x), Last: Kevin Hager, at Columbia (4/5/25)
Stolen Bases	2, (2x), Last: John Quinlan & Jakobi Davis, vs. Brown (3/29/25 - G1)
Hit by Pitches	2, (3x), Last: Mark Quatrani, at Towson (3/15/25 - G2)
Caught Stealing	1, (5x), Last: Jakobi Davis, at Columbia (4/5/25)

PITCHING

Innings Pitched	7.2, Huxley Holcombe, at Columbia (4/4/25 - G2)
Hits Allowed	9, Carson Mayfield, at Columbia (4/4/25 - G1)
Runs Allowed	10, Huxley Holcombe, at #17 Duke (2/23/25)
Earned Runs	10, Huxley Holcombe, at #17 Duke (2/23/25)
Walks Issued	6, (2x), Last: Chris Ellison, at Towson (3/16/25)
Strikeouts	7, Huxley Holcombe, at Columbia (4/4/25 - G2)
Doubles Allowed	3, Huxley Holcombe, vs. UAB (3/8/25)
Triples Allowed	1, (5x), Last: John Hegarty & Carson Mayfield, vs. Brown (3/28/25)
HR Allowed	3, Carson Mayfield, at UMBC (3/1/25 - G1)
Wild Pitches	3, Carson Mayfield, vs. Brown (3/28/25)
Hit Batsmen	3, (3x), Last: Carson Mayfield, vs. Brown (3/28/25)

FIELDING

Putouts	12, (3x), Last: William Jaun, vs. Brown (3/29/25 - G1)
Assists	6, (2x), Last: Kevin Hager, at Yale (3/22/25 - G1)
Errors	1, (17x), Last: Luke Johnson, at Columbia (4/5/25)
Passed Balls	2, Mark Quatrani, at Yale (3/23/25)

TEAM GAME HIGHS

BATTING

At-Bats	46, at Yale (3/22/25 - G1)
Runs Scored	18, at Towson (3/15/25 - G2)
Hits	20, at Towson (3/15/25 - G2)
Runs Batted In	15, (2x), Last: at Towson (3/15/25 - G2)
Doubles	4, (6x), Last: at Columbia (4/5/25)
Triples	1, (4x), Last: vs. Brown (3/29/25 - G2)
Home Runs	4, at Towson (3/15/25 - G2)
Walks Drawn	11, at UMBC (3/1/25 - G2)
Strikeouts	13, vs. UAB (3/8/25)
Sacrifice Bunts	1, (5x), Last: at Yale (3/22/25 - G2)
Sacrifice Flies	2, (2x), Last: vs. Brown (3/29/25 - G2)
Stolen Bases	5, (2x), Last: vs. Brown (3/29/25 - G1)
Hit by Pitches	4, (2x), Last: at Columbia (4/4/25 - G2)
Caught Stealing	1, (5x), Last: at Columbia (4/5/25)
Hit into Double Plays	4, at Columbia (4/4/25 - G1)
Runners Left on Base	15, at Yale (3/22/25 - G1)

PITCHING

Innings Pitched	10.0, (2x), Last: at Yale (3/22/25 - G1)
Hits Allowed	14, at Columbia (4/4/25 - G1)
Runs Allowed	18, at #17 Duke (2/23/25)
Earned Runs	18, at #17 Duke (2/23/25)
Walks Issued	15, at #17 Duke (2/22/25)
Strikeouts	11, at UMBC (3/1/25 - G1)
Doubles Allowed	4, at Winthrop (3/9/25)
Triples Allowed	2, (2x), Last: vs. Brown (3/28/25)
Home Runs Allowed	5, at UMBC (3/1/25 - G1)
Wild Pitches	4, (2x), Last: vs. Brown (3/29/25 - G2)
Hit Batsmen	4, (3x), Last: at Yale (3/22/25 - G1)

FIELDING

Putouts	30, (2x), Last: at Yale (3/22/25 - G1)
Assists	17, at Yale (3/22/25 - G1)
Errors	2, (5x), Last: vs. Brown (3/29/25 - G2)
Passed Balls	2, at Yale (3/23/25)
Double Plays Turned	2, (4x), Last: at Columbia (4/5/25)

2025 CORNELL BASEBALL JERSEY TRACKER



GRAY

Home: 0-0
Road: 5-2
Neutral: 0-1

Date	Opponent	Result
2/21	at Duke	W, 11-8
3/7	vs. Michigan State	L, 2-3
3/15 (G1)	at Towson	L, 5-6
3/15 (G2)	at Towson	W, 18-7 (8 inn.)
3/22 (G1)	at Yale	W, 13-12 (10 inn.)
3/22 (G2)	at Yale	W, 7-4
4/4 (G1)	at Columbia	L, 1-10
4/4 (G2)	at Columbia	W, 7-3



RED

Home: 2-0
Road: 2-1
Neutral: 0-1

Date	Opponent	Result
2/22	at Duke	L, 2-16
3/1 (G1)	at UMBC	W, 8-7 (10 inn.)
3/1 (G2)	at UMBC	W, 16-13 (7 inn.)
3/8	vs. UAB	L, 12-13
3/29 (G1)	vs. Brown	W, 9-6
3/29 (G2)	vs. Brown	W, 13-10 (7 inn.)



BLACK

Home: 0-1
Road: 1-4
Neutral: 0-0

Date	Opponent	Result
2/23	at Duke	L, 1-18
3/9	at Winthrop	L, 4-10
3/16	at Towson	W, 8-5
3/23	at Yale	L, 3-9
3/28	vs. Brown	L, 4-5
4/5	at Columbia	L, 9-13

A CORNELL TEAM SCORED...

10+ Runs in a Game (3 games)	13, vs. Brown (3/29/2025 - G2 - W, 13-10 - 7 inn.)
15+ Runs in a Game (10 games)	18, at Towson (3/15/2025 - G2 - W, 18-7 - 8 inn.)
20+ Runs in a Game (231 games)	27, at Towson (4/5/2017 - W, 27-14)
25+ Runs in a Game (231 games)	27, at Towson (4/5/2017 - W, 27-14)
30+ Runs in a Game (3,560 games)	44, vs. Union (4/24/1897 - W, 44-5)
5+ Runs in an Inning (3 games)	5, vs. Brown (3/29/2025 - G2 - B1 - W, 13-10 - 7 inn.)
6+ Runs in an Inning (10 games)	7, at Towson (3/15/2025 - G2 - T6 - W, 18-7 - 8 inn.)
7+ Runs in an Inning (10 games)	7, at Towson (3/15/2025 - G2 - T6 - W, 18-7 - 8 inn.)
8+ Runs in an Inning (15 games)	8, at UMBC (3/1/2025 - G2 - T3 - W, 16-13 - 7 inn.)
9+ Runs in an Inning (473 games)	12, at Harvard (4/10/2011 - G2 - T2 - W, 18-5)
10+ Runs in an Inning (473 games)	12, at Harvard (4/10/2011 - G2 - T2 - W, 18-5)
11+ Runs in an Inning (473 games)	12, at Harvard (4/10/2011 - G2 - T2 - W, 18-5)
12+ Runs in an Inning (473 games)	12, at Harvard (4/10/2011 - G2 - T2 - W, 18-5)
13+ Runs in an Inning (1,691 games)	13, at New Orleans (3/4/1981 - G2 - T6 - L, 18-25 - 7 inn.)
14+ Runs in an Inning (3,560 games)	15, vs. Union (4/24/1897 - B2 - W, 44-5)
15+ Runs in an Inning (3,560 games)	15, vs. Union (4/24/1897 - B2 - W, 44-5)
10+ Runs in Consecutive Games (35 games)	18, at Penn (4/13/2024 - G2 - W, 18-11) 11, at Penn (4/14/2024 - W, 11-9)
10+ Runs in 3+ Straight Games (358 games)	15, at JMU (3/15/2014 - G1 - L, 15-16) 17, at JMU (3/15/2014 - G2 - W, 17-8) 14, at JMU (3/16/2014 - W, 14-8 - 10 inn.)
10+ Runs in 4+ Straight Games (3,442 games)	16, at Virginia (4/7/1902 - W, 16-10) 10, at Navy (4/9/1902 - W, 10-6) 11, vs. Rochester (4/12/1902 - W, 11-1) 12, vs. Niagara (4/19/1902 - W, 12-4) 10, vs. Columbia (4/26/1902 - W, 10-7)
15+ Runs in Consecutive Games (359 games)	15, at JMU (3/15/2014 - G1 - L, 15-16) 17, at JMU (3/15/2014 - G2 - W, 17-8)
20+ Runs in Consecutive Games (2,121 games)	27, vs. Syracuse (5/11/1886 - W, 27-0 - 7 inn.) 24, vs. Union (5/14/1886 - W, 24-4)

A CORNELL TEAM RECORDED...

15+ Hits in a Game (8 games)	17, at Yale (3/22/2025 - G1 - W, 13-12 - 10 inn.)
20+ Hits in a Game (10 games)	20, at Towson (3/15/2025 - G2 - W, 18-7 - 8 inn.)
25+ Hits in a Game (231 games)	28, at Towson (4/5/2017 - W, 27-14)
5+ Doubles in a Game (75 games)	6, at Columbia (4/2/2023 - G2 - W, 13-8)
6+ Doubles in a Game (75 games)	6, at Columbia (4/2/2023 - G2 - W, 13-8)
7+ Doubles in a Game (245 games)	7, at George Mason (3/12/2017 - W, 9-3)
8+ Doubles in a Game (360 games)	9, at James Madison (3/15/2014 - G1 - L, 15-16)
9+ Doubles in a Game (360 games)	9, at James Madison (3/15/2014 - G1 - L, 15-16)
2+ Triples in a Game (102 games)	3, vs. Dartmouth (4/23/2022 - G1 - W, 12-7)
3+ Triples in a Game (102 games)	3, vs. Dartmouth (4/23/2022 - G1 - W, 12-7)
4+ Triples in a Game (931 games)	4, at Bucknell (3/4/2000 - G2 - W, 8-6)
3+ Home Runs in a Game (9 games)	3, at Towson (3/16/2025 - W, 8-5)
4+ Home Runs in a Game (10 games)	4, at Towson (3/15/2025 - G2 - W, 18-7 - 8 inn.)
5+ Home Runs in a Game (42 games)	7, vs. Dartmouth (3/30/2024 - G2 - W, 17-2)
6+ Home Runs in a Game (42 games)	7, vs. Dartmouth (3/30/2024 - G2 - W, 17-2)
7+ Home Runs in a Game (42 games)	7, vs. Dartmouth (3/30/2024 - G2 - W, 17-2)
Leadoff Home Run (150 games)	Adam Saks, at Harvard (4/13/2019 - G2 - L, 1-7)
Back-to-Back Home Runs (42 games)	vs. Dartmouth (3/30/2024 - G2 - W, 17-2) Mark Quatrani (grand slam) & Matt Barnhorst (solo) - B5, & Kevin Hager (solo) - B5, & Jakobi Davis (solo) & John Quinlan (solo) - B7,
Back-to-Back-to-Back HRs (42 games)	vs. Dartmouth (3/30/2024 - G2 - W, 17-2) Mark Quatrani (grand slam), Matt Barnhorst (solo), Kevin Hager (solo)
Two Grand Slams in a Game (36 games)	at Penn (4/13/2024 - G2 - W, 18-11) Caden Wildman - T7 & T8
Drew 10+ Walks in a Game (15 games)	11, at UMBC (3/1/2025 - G2 - W, 16-13 - 7 inn.)
Drew 15+ Walks in a Game (1,054 games)	16, at Bucknell (5/1/1996 - G1 - W, 18-3)
Zero Strikeouts in a Game (458 games)	vs. Brown (4/3/2011 - G1 - L, 2-5)
Hit by 3+ Pitches in a Game (1 game)	4, at Columbia (4/4/2025 - G2 - W, 7-3)
Hit by 4+ Pitches in a Game (1 game)	4, at Columbia (4/4/2025 - G2 - W, 7-3)
Hit by 5+ Pitches in a Game (346 games)	5, at Yale (4/5/2014 - G2 - W, 6-4)
Hit by 6+ Pitches in a Game (665 games)	7, at Penn (4/15/2006 - G2 - W, 23-10)
Hit by 7+ Pitches in a Game (665 games)	7, at Penn (4/15/2006 - G2 - W, 23-10)
4+ Stolen Bases in a Game (4 games)	5, vs. Brown (3/29/2025 - G1 - W, 9-6)
5+ Stolen Bases in a Game (4 games)	5, vs. Brown (3/29/2025 - G1 - W, 9-6)
6+ Stolen Bases in a Game (124 games)	7, at Coppin State (3/5/2022 - G2 - W, 14-5)
7+ Stolen Bases in a Game (124 games)	7, at Coppin State (3/5/2022 - G2 - W, 14-5)
8+ Stolen Bases in a Game (361 games)	9, at George Washington (3/9/2014 - G2 - W, 8-1)
9+ Stolen Bases in a Game (361 games)	9, at George Washington (3/9/2014 - G2 - W, 8-1)
10+ Stolen Bases in a Game (2,447 games)	10, vs. Sampson AFB (6/2/1952 - W, 8-3)

A CORNELL PITCHING STAFF...

Threw No-Hitter (436 games)	Connor Kaufmann, vs. Dartmouth (4/1/2012 - W, 2-0)
Threw Combined No-Hitter (1,354 games)	Kerry Brooks (3 inn.), Rob Wilson (3 inn.), & Doug Petillo (1 inn.), vs. Rochester (4/5/1989 - G1 - W, 2-1)
Threw Perfect Game (1,885 games)	Gary Gronowski, vs. Oneonta (5/11/1976 - W, 1-0)
Held Opponent to One Hit (149 games)	at Harvard (4/14/2019 - W, 2-0)
Held Opponent to One Hit at Home (65 games)	vs. Princeton (4/30/2017 - W, 13-1)
Held Opponent to One Hit on Road (105 games)	at Harvard (4/14/2019 - W, 2-0)
Shutout Opponent (95 games)	at Brown (5/7/22 - G2 - W, 3-0)
Shutout in Ivy League Game (33 games)	at Brown (5/7/22 - G2 - W, 3-0)
Posted Consecutive Shutouts (1,460 games)	vs. Oneonta (5/2/1986 - G1 - W, 4-0 - 7 inn.) vs. Oneonta (5/2/1986 - G2 - W, 5-0 - 7 inn.)
Struck out 10+ Batters (15 games)	10, at UMBC (3/1/2025 - G2 - W, 16-13 - 7 inn.)
Struck out 11+ Batters (16 games)	11, at UMBC (3/1/2025 - G1 - W, 8-7 - 10 inn.)
Struck out 12+ Batters (34 games)	12, at Binghamton (4/16/2024 - W, 9-7)
Struck out 13+ Batters (45 games)	13, at Princeton (3/22/2024 - G2 - L, 3-4)
Struck out 14+ Batters (133 games)	14, vs. Niagara (2/29/2020 - G2 - L, 6-8)
Struck out 15+ Batters (197 games)	15, vs. Canisius (4/4/2018 - W, 6-5)
Struck out 16+ Batters (538 games)	18, at Princeton (4/29/2009 - W, 9-0)
Struck out 17+ Batters (538 games)	18, at Princeton (4/29/2009 - W, 9-0)
Struck out 18+ Batters (538 games)	18, at Princeton (4/29/2009 - W, 9-0)

A CORNELL PITCHING STAFF ALLOWED...

10+ Runs in a Game (0 games)	13, at Columbia (4/5/2025 - L, 9-13)
15+ Runs in a Game (17 games)	18, at #17 Duke (2/23/2025 - L, 1-18)
20+ Runs in a Game (50 games)	20, at Georgetown (3/10/2024 - G2 - L, 0-20)
25+ Runs in a Game (763 games)	31, at UC Santa Barbara (3/25/2004 - L, 3-31)
30+ Runs in a Game (763 games)	31, at UC Santa Barbara (3/25/2004 - L, 3-31)
5+ Runs in an Inning (0 games)	5, at Columbia (4/5/2025 - B9 - L, 9-13)
6+ Runs in an Inning (13 games)	6, vs. UAB (3/8/2025 - T6 - L, 12-13)
7+ Runs in an Inning (15 games)	7, at UMBC (3/1/2025 - G2 - B1 - W, 16-13 - 7 inn.)
8+ Runs in an Inning (17 games)	9, at #17 Duke (2/23/2025 - B5 - L, 1-18)
9+ Runs in an Inning (17 games)	9, at #17 Duke (2/23/2025 - B5 - L, 1-18)
10+ Runs in an Inning (51 games)	16, at Georgetown (3/10/2024 - G1 - B2 - L, 6-24)
15+ Runs in an Inning (51 games)	16, at Georgetown (3/10/2024 - G1 - B2 - L, 6-24)

A CORNELL TEAM DEFENSIVELY...

Committed 4+ Errors (73 games)	4, vs. Brown (4/8/2023 - L 8-12)
Committed 5+ Errors (103 games)	6, vs. Binghamton (4/20/2022 - W, 10-9 - 10 inn.)
Committed 6+ Errors (103 games)	6, vs. Binghamton (4/20/2022 - W, 10-9 - 10 inn.)
Committed 7+ Errors (1,027 games)	7, at Le Moyne (4/15/1997 - L, 8-14)
Committed 8+ Errors (1,087 games)	8, at Pacific (3/20/1996 - L, 7-18)
Committed 9+ Errors (1,227 games)	10, vs. Le Moyne (4/8/1992 - G1 - L, 3-19)
Committed 10+ Errors (1,227 games)	10, vs. Le Moyne (4/8/1992 - G1 - L, 3-19)
Turned 3+ Double Plays (22 games)	3, vs. Penn (5/19/2024 - W, 7-6)
Turned 4+ Double Plays (463 games)	4, vs. Penn (4/24/2011 - G2 - L, 2-10)
No Errors in 3+ Straight Games (17 games)	4 games (5/20/2024 - 2/23/25)
No Errors in 4+ Straight Games (17 games)	4 games (5/20/2024 - 2/23/25)

A CORNELL TEAM...

Played to a Tie (193 games)	vs. Binghamton (4/10/2018 - T, 9-9 - 9.5 inn. - darkness)
Won in Extra Innings (8 games)	at Yale (3/22/2025 - G1 - W, 13-12 - 10 inn.)
Lost in Extra Innings (25 games)	at Brown (5/4/2024 - G2 - L, 12-13 - 10 inn.)
Consecutive Extra-Inning Games (205 games)	at Fordham (3/17/2018 - L, 3-4 - 10 inn.; W, 4-3 - 10 inn.)
Played 11-Plus Innings (168 games)	at Navy (3/9/2019 - G2 - W, 3-2 - 11 inn.)
Played 12-Plus Innings (322 games)	vs. LIU Brooklyn (3/13/2015 - L, 4-5 - 12 inn.)
Played 13-Plus Innings (330 games)	at Princeton (4/27/2014 - G2 - W, 4-2 - 14 inn.)
Played 14-Plus Innings (330 games)	at Princeton (4/27/2014 - G2 - W, 4-2 - 14 inn.)
Played a Top-25 Team (17 games)	at #17 Duke (2/23/2025 - L, 1-18)
Defeated a Top-25 Team (19 games)	at #17 Duke (2/22/2025 - W, 11-8)
Swept Doubleheader (1 DHs)	vs. Brown (3/29/2025 - W, 9-6; W, 13-10 - 7 inn.)
Swept 3-Game Series (10 series)	vs. Dartmouth (3/30/2024 - 3/31/2024)
Swept 3-Game Ivy Series (8 series)	vs. Dartmouth (3/30/2024 - 3/31/2024)
Swept 4-Game Series (25 series)	at Maryland Eastern Shore (3/2/2012 - 3/4/2012)
Swept in Doubleheader (5 DHs)	at Brown (5/4/2024 - L, 2-11; L, 12-13 - 10 inn.)
Swept in 3-Game Series (6 series)	vs. Columbia (4/27/2024 - 4/28/2024)
Swept in 3-Game Ivy Series (4 series)	vs. Columbia (4/27/2024 - 4/28/2024)
Swept in 4-Game Series (9 series)	at Columbia (4/18/2015 - 4/19/2015)

Shaded row denotes occurred during 2025 season

A CORNELL INDIVIDUAL...

Scored 4+ Runs in a Game (15 games)	4, Caden Wildman, at UMBC (3/1/2025 - G2 - W, 16-13 - 7 inn.)
Scored 5+ Runs in a Game (231 games)	5, Will Simoneit, at Towson (4/5/2017 - W, 24-17)
Recorded 4+ Hits in a Game (10 games)	4, Ryan Porter, at Towson (3/15/2025 - G2 - W, 18-7 - 8 inn.)
Recorded 5+ Hits in a Game (155 games)	5, Will Simoneit, at Army (4/3/2019 - W, 4-1)
Recorded 6+ Hits in a Game (231 games)	6, Trey Baur, at Towson (4/5/2017 - W, 24-17)
Recorded 2+ Doubles in a Game (8 games)	2, Max Jensen, at Yale (3/22/2025 - G1 - W, 13-12 - 10 inn.)
Recorded 3+ Doubles in a Game (113 games)	3, Max Jensen, vs. Yale (4/2/2022 - G2 - W, 12-9)
Recorded 2+ Triples in a Game (102 games)	2, Sam Kaplan, vs. Dartmouth (4/23/2022 - G1 - W, 12-7)
Recorded 3+ Triples in a Game (1,762 games)	3, Steve Caputi, vs. SUNY Cortland (4/30/1979 - W, 15-11)
Hit 2+ Home Runs in a Game (10 games)	2, Ryan Porter, at Towson (3/15/2025 - G2 - W, 18-7 - 8 inn.)
Hit 3+ Home Runs in a Game (252 games)	3, Dale Wickham, vs. Princeton (4/30/2016 - G1 - W, 4-3)
Hit a Grand Slam in a Game (10 games)	Ryan Porter, at Towson (3/15/2025 - G2 - W, 18-7 - 8 inn.)
Hit 2+ Grand Slams in a Game (36 games)	Caden Wildman, at Penn (4/13/2024 - G2 - W, 18-11)
Recorded 5+ RBI in a Game (4 games)	5, Mark Quatrani, vs. Brown (3/29/2025 - G1 - W, 9-6)
Recorded 6+ RBI in a Game (10 games)	8, Ryan Porter, at Towson (3/15/2025 - G2 - W, 18-7 - 8 inn.)
Recorded 7+ RBI in a Game (10 games)	8, Ryan Porter, at Towson (3/15/2025 - G2 - W, 18-7 - 8 inn.)
Recorded 8+ RBI in a Game (10 games)	8, Ryan Porter, at Towson (3/15/2025 - G2 - W, 18-7 - 8 inn.)
Drew 3+ Walks in a Game (4 games)	3, John Quinlan, vs. Brown (3/29/2025 - G1 - W, 9-6)
Drew 4+ Walks in a Game (174 games)	4, Justin Taylor, at Baylor (2/23/2019 - L, 3-10)
Drew 5+ Walks in a Game (1,781 games)	5, Steve Caputi, at Hawai'i-Hilo (3/21/1979 - W, 9-8)
Stole 2+ Bases in a Game (4 games)	2, Jakobi Davis & John Quinlan, vs. Brown (3/29/2025 - W, 9-6)
Stole 3+ Bases in a Game (65 games)	3, Ryan Porter, vs. Princeton (4/22/2023 - G1 - L, 5-8)
Stole 4+ Bases in a Game (361 games)	6, Tom D'Alessandro, at George Washington (3/9/2014 - G2 - W, 8-1)
Stole 5+ Bases in a Game (361 games)	6, Tom D'Alessandro, at George Washington (3/9/2014 - G2 - W, 8-1)
Stole 6+ Bases in a Game (361 games)	6, Tom D'Alessandro, at George Washington (3/9/2014 - G2 - W, 8-1)
Hit by 2+ Pitches in a Game (10 games)	2, Mark Quatrani, at Towson (3/15/2025 - G2 - W, 18-7 - 8 inn.)
Hit by 3+ Pitches in a Game (591 games)	3, Mickey Brodsky, vs. Harvard (4/8/2008 - G2 - L, 1-2)
Recorded Walk-Off Win (33 games)	John Quinlan (two-run double), vs. Yale (4/20/2024 - W, 10-9 - 10 inn.)
Recorded Walk-Off Home Run (142 games)	Will Simoneit (3-run), vs. Penn (4/28/2019 - W, 8-7)
Lost Game on Walk-Off (0 games)	Sam Miller (grand slam), at Columbia (4/5/2025 - L, 9-13)
Lost Game on Walk-Off Home Run (0 games)	Sam Miller (grand slam), at Columbia (4/5/2025 - L, 9-13)
Recorded 10-Game Hit Streak	10 games, John Quinlan (2025)
Recorded 15-Game Hit Streak	20 games, Max Jensen (2024-25)
Recorded 20-Game Hit Streak	20 games, Max Jensen (2024-25)
Recorded 15-Game On-Base Streak	28 games, John Quinlan (2024-25) - active 24 games, Jakobi Davis (2024-25)
Recorded 20-Game On-Base Streak	28 games, John Quinlan (2024-25) - active 24 games, Jakobi Davis (2024-25)
Recorded 30-Game On-Base Streak	42 games, Nathan Waugh (2023-24)
Recorded 40-Game On-Base Streak	42 games, Nathan Waugh (2023-24)

A CORNELL PITCHER...

Threw 7-Inning No-Hitter (436 games)	Connor Kaufmann, vs. Dartmouth (4/1/2012 - W, 2-0)
Threw 9-Inning No-Hitter (2,170 games)	Larry Rafalski, vs. Hartwick (4/25/1968 - W, 7-0)
Threw Perfect Game (1,885 games)	Gary Gronowski, vs. Oneonta (5/11/1976 - W, 1-0) - 7-inning game
Threw 7-Inning Complete Game (221 games)	Tim Willittes, vs. Penn (4/22/2017 - G1 - L, 0-5)
Threw 7-Inning Complete Game Shutout (292 games)	Brian McAfee, vs. Princeton (4/26/2015 - G1 - W, 10-0)
Threw 9-Inning Complete Game (95 games)	Luke Yacinich, at Brown (5/7/2022 - G1 - W, 3-0) - 111 pitches
Threw 9-Inning Complete Game Shutout (95 games)	Luke Yacinich, at Brown (5/7/2022 - G1 - W, 3-0) - 111 pitches
Pitched 3+ Scoreless Innings of Relief (32 games)	Ryan Porter (3.0 IP), vs. Yale (4/20/2024 - G2 - W, 8-2) - 47 pitches
Pitched 3+ Hitless Innings of Relief (7 games)	Sam Keene (3.0 IP), at Yale (3/22/2025 - W, 7-4) - 52 pitches
Pitched 4+ Scoreless Innings of Relief (40 games)	Huxley Holcombe (5.0 IP), vs. Harvard (4/6/2024 - W, 6-5) - 64 pitches
Pitched 5+ Scoreless Innings of Relief (40 games)	Huxley Holcombe (5.0 IP), vs. Harvard (4/6/2024 - W, 6-5) - 64 pitches
Struck out 10+ Batters (249 games)	10, Justin Lewis, at Navy (3/4/2017 - G2 - L, 7-8)
Struck out 11+ Batters (280 games)	13, Tim Willittes, at Bucknell (3/19/2016 - G2 - W, 5-2)
Struck out 12+ Batters (280 games)	13, Tim Willittes, at Bucknell (3/19/2016 - G2 - W, 5-2)
Struck out 13+ Batters (280 games)	13, Tim Willittes, at Bucknell (3/19/2016 - G2 - W, 5-2)
Struck out 14+ Batters (784 games)	15, Chris Schutt, at Columbia (4/19/2003 - G2 - W, 7-1)
Struck out 15+ Batters (784 games)	15, Chris Schutt, at Columbia (4/19/2003 - G2 - W, 7-1)

Shaded row denotes occurred during 2025 season

PLAYER PERFORMANCES

MULTI-HIT GAMES	2025	REC	CAREER	REC
Barela	—	0-0	—	0-0
Beaulieu	—	0-0	—	0-0
Carlson	3	1-2	6	3-3
Davis	4	4-0	18	10-8
Dillon	—	0-0	—	0-0
Hager	7	4-3	12	7-5
Jaun	3	2-1	3	2-1
Jensen	5	4-1	41	18-23
L.Johnson	1	1-0	5	3-2
Marko	—	0-0	—	0-0
Musser	3	2-1	6	4-2
Porter	6	5-1	18	11-7
Quatrani	8	6-2	20	12-8
Quinlan	5	4-1	32	20-12
Shin	—	0-0	—	0-0
Swidorski	—	0-0	7	1-6
Urofsky	—	0-0	—	0-0
Walters	—	0-0	—	0-0
Wildman	6	5-1	14	10-4
MULTI-RBI GAMES	2025	REC	CAREER	REC
Barela	—	0-0	—	0-0
Beaulieu	—	0-0	—	0-0
Carlson	—	0-0	—	0-0
Davis	3	2-1	12	7-5
Dillon	—	0-0	—	0-0
Hager	4	3-1	7	5-2
Jaun	2	1-1	2	1-1
Jensen	4	4-0	25	18-7
L.Johnson	1	1-0	3	3-0
Marko	—	0-0	—	0-0
Musser	2	1-1	5	2-3
Porter	4	2-2	13	6-7
Quatrani	5	3-2	16	11-5
Quinlan	8	7-1	15	13-2
Shin	—	0-0	—	0-0
Swidorski	1	1-0	4	2-2
Urofsky	—	0-0	—	0-0
Walters	—	0-0	—	0-0
Wildman	4	3-1	9	7-2
QUALITY STARTS	2025	REC	CAREER	REC
Biben	—	0-0	—	0-0
Ellison	—	0-0	—	0-0
Foster	—	0-0	—	0-0
Gerfen	—	0-0	—	0-0
Hamill	—	0-0	5	4-1
Hegarty	—	0-0	—	0-0
Holcombe	2	2-0	2	2-0
Jaun	—	0-0	—	0-0
Jennewein	—	0-0	—	0-0
B.Johnson	—	0-0	—	0-0
Keene	—	0-0	—	0-0
Keller	—	0-0	5	3-2
Magill	—	0-0	—	0-0
Mayfield	3	1-2	3	1-2
McHugh	—	0-0	—	0-0
Porter	—	0-0	—	0-0
Ramos	—	0-0	—	0-0
Shea	—	0-0	—	0-0
Siwinski	—	0-0	—	0-0
Van Sice	—	0-0	—	0-0

2025 CORNELL OVERALL STATISTICS

Overall10-10

Home2-1

Away8-7

Neutral0-2

Ivy League5-4

BATTING STATISTICS

#	PLAYER	AVG	GP	GS	AB	R	H	2B	3B	HR	RBI	TB	SLG%	BB	HBP	SO	GDP	OB%	SF	SH	SB	ATT
12	Ryan Porter	.357	18	12	56	10	20	5	0	5	18	40	.714	2	1	15	0	.390	0	0	2	2
20	Kevin Hager	.333	20	20	69	21	23	5	0	2	15	34	.493	14	7	11	1	.473	3	0	1	1
19	Mark Quatrani	.329	20	20	79	19	26	7	0	3	17	42	.532	8	9	14	2	.439	2	0	1	1
7	Max Jensen	.284	17	17	67	18	19	3	1	5	15	39	.582	14	4	12	2	.430	1	0	4	6
4	Caden Wildman	.274	19	19	73	17	20	5	0	1	13	28	.384	11	0	16	1	.365	1	3	6	6
1	John Quinlan	.259	20	20	81	20	21	6	1	2	19	35	.432	20	3	17	3	.419	1	1	8	8
15	Owen Carlson	.254	18	18	63	12	16	2	1	0	8	20	.317	9	2	16	1	.351	3	1	0	1
22	Jakobi Davis	.232	20	20	69	14	16	1	1	2	10	25	.362	19	1	26	0	.404	0	0	5	6
2	Mason Barela	.333	4	0	3	0	1	0	0	0	0	1	.333	0	1	1	0	.500	0	0	0	0
30	William Jaun	.314	14	8	35	6	11	3	0	0	7	14	.400	3	1	6	1	.385	0	0	0	0
18	TJ Swidorski	.273	9	2	11	4	3	2	0	0	3	5	.455	2	0	3	0	.385	0	0	0	0
6	Kyle Musser	.208	12	12	48	6	10	2	0	1	8	15	.313	6	3	12	2	.333	0	0	1	1
8	Luke Johnson	.149	13	11	47	6	7	1	0	1	5	11	.234	3	1	10	0	.216	0	0	2	3
31	Ryan Dillon	.000	2	1	3	0	0	0	0	0	0	0	.000	0	0	2	0	.000	0	0	0	0
23	Jayden Shin	.000	1	0	1	0	0	0	0	0	0	0	.000	0	0	1	0	.000	0	0	0	0
TOTALS		.274	20		705	153	193	42	4	22	138	309	.438	111	33	162	13	.392	11	5	30	35
OPPONENTS		.267	20		641	178	171	27	5	29	161	295	.460	151	37	125	13	.428	10	14	31	42

PITCHING STATISTICS

#	PLAYER	ERA	W	L	APP	GS	CG	SHO	SV	IP	H	R	ER	BB	SO	2B	3B	HR	AB	AVG	WP	HBP	BK	SFA	SHA
32	Carson Mayfield	3.93	1	1	7	7	0	0/0	0	36.2	26	21	16	15	30	3	1	6	130	.200	6	11	0	2	1
37	Huxley Holcombe	8.07	3	0	7	5	0	0/0	0	35.2	37	35	32	22	25	6	0	4	132	.280	0	5	1	1	5
17	Gus Magill	0.00	0	0	1	0	0	0/0	0	1.0	0	0	0	0	1	0	0	0	3	.000	0	0	0	0	0
21	John Gerfen	0.00	0	0	1	0	0	0/0	0	0.0	0	0	0	0	0	0	0	0	0	.000	0	0	0	0	0
34	Ethan Van Sice	0.00	0	0	2	0	0	0/0	0	1.1	1	0	0	0	0	1	0	0	5	.200	0	0	0	0	0
42	Josh Shea	5.14	1	0	7	0	0	0/0	0	7.0	9	4	4	3	6	1	1	1	30	.300	0	0	0	0	0
36	Nathaniel Jennewein	6.55	1	0	7	0	0	0/0	0	11.0	11	9	8	12	7	3	0	2	41	.268	2	1	0	1	0
12	Ryan Porter	7.84	2	0	8	0	0	0/0	0	10.1	12	10	9	11	7	1	1	3	41	.293	0	3	0	0	1
44	Sam Keene	9.82	1	0	7	2	0	0/0	1	14.2	12	16	16	17	11	2	1	1	51	.235	4	1	0	1	2
3	Chris Ellison	10.00	0	4	7	4	0	0/0	1	18.0	18	24	20	22	8	2	0	3	68	.265	2	4	1	0	2
26	John Hegarty	10.13	0	2	10	0	0	0/0	1	16.0	25	18	18	9	14	5	1	2	68	.368	3	4	0	2	1
30	William Jaun	14.21	0	2	6	0	0	0/0	2	6.1	5	10	10	13	8	0	0	1	25	.200	0	0	0	0	0
16	Noah Keller	18.82	1	1	8	2	0	0/0	0	11.0	13	23	23	23	7	3	0	4	39	.333	4	4	0	3	2
18	TJ Swidorski	20.25	0	0	3	0	0	0/0	0	1.1	0	3	3	3	0	0	0	0	5	.000	3	2	0	0	0
28	Max Foster	27.00	0	0	1	0	0	0/0	0	0.1	1	1	1	0	1	0	0	1	2	.500	0	0	0	0	0
40	Tavian Ramos	∞	0	0	1	0	0	0/0	0	0.0	1	4	4	1	0	0	0	1	1	1.000	1	2	0	0	0
TOTALS		8.65	10	10	20	0	0	5	170.2	171	178	164	151	125	27	5	29	641	.267	25	37	2	10	14	
OPPONENTS		6.60	10	10	20	0	0	2	176.0	193	153	129	111	162	42	4	22	705	.274	21	33	4	11	5	

2025 CORNELL IVY LEAGUE STATISTICS

Overall10-10

Home2-1

Away8-7

Neutral0-2

Ivy League5-4

BATTING STATISTICS

#	PLAYER	AVG	GP	GS	AB	R	H	2B	3B	HR	RBI	TB	SLG%	BB	HBP	SO	GDP	OB%	SF	SH	SB	ATT
19	Mark Quatrani	.361	9	9	36	8	13	4	0	1	10	20	.556	2	4	4	1	.432	2	0	1	1
1	John Quinlan	.355	9	9	31	12	11	4	0	0	8	15	.484	12	2	6	1	.543	1	0	5	5
30	William Jaun	.314	9	8	35	6	11	3	0	0	7	14	.400	3	1	6	1	.385	0	0	0	0
4	Caden Wildman	.306	9	9	36	7	11	3	0	0	8	14	.389	4	0	3	1	.366	1	1	4	4
12	Ryan Porter	.286	8	8	35	5	10	3	0	2	7	19	.543	0	1	12	0	.306	0	0	2	2
15	Owen Carlson	.250	8	8	28	6	7	2	1	0	4	11	.393	5	1	5	1	.371	1	1	0	0
20	Kevin Hager	.235	9	9	34	8	8	2	0	0	4	10	.294	6	2	5	1	.364	2	0	1	1
18	TJ Swidorski	.200	3	1	5	1	1	1	0	0	0	2	.400	0	0	2	0	.200	0	0	0	0
7	Max Jensen	.190	6	6	21	7	4	2	0	1	6	9	.429	6	3	5	1	.433	0	0	1	2
22	Jakobi Davis	.138	9	9	29	5	4	0	0	0	4	4	.138	10	0	12	0	.359	0	0	4	5
8	Luke Johnson	.083	4	3	12	1	1	0	0	0	0	1	.083	1	0	4	0	.154	0	0	1	1
31	Ryan Dillon	.000	1	1	2	0	0	0	0	0	0	0	.000	0	0	1	0	.000	0	0	0	0
6	Kyle Musser	.000	1	1	2	0	0	0	0	0	0	0	.000	0	0	2	0	.000	0	0	0	0
23	Jayden Shin	.000	1	0	1	0	0	0	0	0	0	0	.000	0	0	1	0	.000	0	0	0	0
2	Mason Barela	.000	1	0	0	0	0	0	0	0	0	0	.000	0	1	0	0	1.000	0	0	0	0
TOTALS		.264	9		307	66	81	24	1	4	58	119	.388	49	15	68	7	.384	7	2	19	21
OPPONENTS		.242	9		281	72	68	11	2	10	64	113	.402	64	18	52	7	.409	4	9	15	20

PITCHING STATISTICS

#	PLAYER	ERA	W	L	APP	GS	CG	SHO	SV	IP	H	R	ER	BB	SO	2B	3B	HR	AB	AVG	WP	HBP	BK	SFA	SHA
17	Gus Magill	0.00	0	0	1	0	0	0/0	0	1.0	0	0	0	0	1	0	0	0	3	.000	0	0	0	0	0
30	William Jaun	0.00	0	0	1	0	0	0/0	1	1.0	0	0	0	1	1	0	0	0	4	.000	0	0	0	0	0
34	Ethan Van Sice	0.00	0	0	2	0	0	0/0	0	1.1	1	0	0	0	0	1	0	0	5	.200	0	0	0	0	0
42	Josh Shea	3.38	1	0	4	0	0	0/0	0	5.1	5	2	2	2	3	1	0	1	21	.238	0	0	0	0	0
37	Huxley Holcombe	5.12	3	0	3	3	0	0/0	0	19.1	12	12	11	12	15	2	0	0	63	.190	0	2	1	1	4
32	Carson Mayfield	5.63	0	1	3	3	0	0/0	0	16.0	14	12	10	9	15	3	1	1	58	.241	6	7	0	2	0
44	Sam Keene	6.55	0	0	3	2	0	0/0	1	11.0	10	8	8	8	7	2	0	1	39	.256	3	1	0	0	2
12	Ryan Porter	9.82	1	0	3	0	0	0/0	0	3.2	3	4	4	6	1	0	0	2	14	.214	0	1	0	0	0
26	John Hegarty	10.13	0	1	4	0	0	0/0	0	8.0	12	9	9	3	4	0	1	1	34	.353	1	1	0	0	1
3	Chris Ellison	12.15	0	2	4	1	0	0/0	1	6.2	6	12	9	10	3	0	0	2	26	.231	0	1	0	0	0
16	Noah Keller	15.75	0	0	4	0	0	0/0	0	4.0	3	7	7	9	2	1	0	1	11	.273	2	2	0	1	2
36	Nathaniel Jennewein	27.00	0	0	1	0	0	0/0	0	0.1	1	1	1	2	0	1	0	0	2	.500	0	0	0	0	0
18	TJ Swidorski	∞	0	0	1	0	0	0/0	0	0.0	0	1	1	1	0	0	0	0	0	.000	2	1	0	0	0
40	Tavian Ramos	∞	0	0	1	0	0	0/0	0	0.0	1	4	4	1	0	0	0	1	1	1.000	1	2	0	0	0
TOTALS		7.65	5	4	9	0	0	3	77.2	68	72	66	64	52	11	2	10	281	.242	15	18	1	4	9	
OPPONENTS		6.61	4	5	9	0	0	1	79.0	81	66	58	49	68	24	1	4	307	.264	12	15	0	7	2	

GAME-BY-GAME INFORMATION

DATE	OPPONENT	SCORE/	CORNELL				OPPONENT								WIN	LOSS	SAVE	TIME	ATT.	
		TIME (ET)	R	H	E	LOB	R	H	E	LOB	REC	IVY	POS	GB						
2/21	at Duke	W, 11-8	11	11	0	9	8	6	3	4	1-0	—	—	—	Mayfield (1-0)	Johnson (0-2)	—	3:04	334	
2/22	at Duke	L, 2-16	2	6	0	9	16	13	0	12	1-1	—	—	—	Higgins (1-0)	Keller (0-1)	—	3:17	443	
2/23	at Duke	L, 1-18	1	8	0	11	18	12	1	3	1-2	—	—	—	Nard (1-0)	Ellison (0-1)	—	3:01	431	
3/1	at UMBC	W, 8-7 (10)	8	9	1	11	7	10	5	8	2-2	—	—	—	Porter (1-0)	Kelly (0-1)	—	3:06	247	
3/1	at UMBC	W, 16-13 (7)	16	11	1	10	13	6	5	7	3-2	—	—	—	Jennewein (1-0)	Bell (0-1)	Jaun (1)	3:04	279	
3/2	at UMBC	GAME CANCELED (NO MAKEUP SCHEDULED)																		
3/7	vs. Michigan St.	L, 2-3	2	8	2	11	3	6	1	5	3-3	—	—	—	Horvath (2-1)	Jaun (0-1)	—	2:51	235	
3/8	vs. UAB	L, 12-13	12	13	2	9	13	10	2	10	3-4	—	—	—	Ellis (1-0)	Jaun (0-2)	Olson (4)	4:01	207	
3/9	at Winthrop	L, 4-10	4	8	2	10	10	11	1	8	3-5	—	—	—	Gilley (2-1)	Ellison (0-2)	—	2:53	895	
3/15	at Towson	L, 5-6	5	5	0	6	6	10	1	9	3-6	—	—	—	Nabholz (2-0)	Hegarty (0-1)	—	3:15	150	
3/15	at Towson	W, 18-7 (8)	18	20	0	12	7	10	1	8	4-6	—	—	—	Keller (1-1)	Luczak (1-1)	—	3:13	150	
3/16	at Towson	W, 8-5	8	14	1	7	5	9	2	13	5-6	—	—	—	Keene (1-0)	DeProspero (1-2)	Hegarty (1)	3:00	83	
3/22	at Yale	W, 13-12	13	17	0	15	12	7	2	5	6-6	1-0	T-1st	+1.0	Porter (2-0)	Evans (1-1)		3:57	136	
3/22	at Yale	W, 7-4	7	10	1	11	4	4	2	8	7-6	2-0	T-1st	+2.0	Holcombe (1-0)	Cohen (1-2)	Keene (1)	3:03	126	
3/23	at Yale	L, 3-9	3	6	2	12	9	5	3	6	7-7	2-1	4th	-1.0	Ohman (2-0)	Ellison (0-3)	—	3:00	115	
3/25	BINGHAMTON	GAME CANCELED (NO MAKEUP SCHEDULED)																		
3/28	BROWN	L, 4-5	4	5	0	7	5	10	1	10	7-8	2-2	4th	-1.5	Dubie (2-1)	Hegarty (0-2)	Keel (1)	2:29	45	
3/29	BROWN	W, 9-6	9	5	1	5	6	6	0	8	8-8	3-2	4th	-1.5	Holcombe (2-0)	Trout (0-4)	Ellison (1)	2:55	90	
3/29	BROWN	W, 13-10 (7)	13	12	2	9	10	9	2	9	9-8	4-2	T-2nd	-1.0	Shea (1-0)	Kline (1-1)	Jaun (2)	3:45	75	
4/4	at Columbia	L, 1-10	1	4	1	4	10	14	2	11	9-9	4-3	T-3rd	-2.0	Sheets (2-2)	Mayfield (1-1)	—	2:29	123	
4/4	at Columbia	W, 7-3	7	12	0	9	3	4	0	6	10-9	5-3	T-3rd	-1.0	Holcombe (3-0)	Edwards (2-2)	—	2:40	225	
4/5	at Columbia	L, 9-13	9	10	1	6	13	9	1	8	10-10	5-4	4th	-2.0	Sotiropoulos (3-3)	Ellison (0-4)	—	3:36	166	
4/8	at Bucknell	GAME CANCELED (NO MAKEUP SCHEDULED)																		
4/12	PENN	11:30 a.m.																		
4/12	PENN	2:30 p.m.																		
4/13	PENN	1 p.m.																		
4/15	at Binghamton	6:30 p.m.																		
4/19	at Harvard	11:30 a.m.																		
4/19	at Harvard	2:30 p.m.																		
4/20	at Harvard	12 p.m.																		
4/26	at Dartmouth	11:30 a.m.																		
4/26	at Dartmouth	2:30 p.m.																		
4/27	at Dartmouth	12 p.m.																		
4/29	at Binghamton	6:30 p.m.																		
5/3	PRINCETON	11:30 a.m.																		
5/3	PRINCETON	2:30 p.m.																		
5/4	PRINCETON	12 p.m.																		

2025 CORNELL BASEBALL TV / PHOTO ROSTER



1

JOHN QUINLAN

OF • S/R • 5-9 • 185 • Sr.
Menlo Park, Calif.



2

MASON BARELA

C/INF • R/R • 5-9 • 195 • Fr.
Jupiter, Fla.



3

CHRIS ELLISON

RHP • R/R • 6-0 • 190 • Sr.
Howell, N.J.



4

CADAN WILDMAN

OF • R/R • 6-3 • 215 • Jr.
Woodbury, Minn.



5

TYLER BEAULIEU

OF • R/R • 6-1 • 175 • Fr.
Berwyn, Pa.



6

KYLE MUSSER

OF • R/R • 5-10 • 182 • Sr.
Lititz, Pa.



7

MAX JENSEN

INF • L/R • 6-3 • 210 • Sr.
Burke, Va.



8

LUKE JOHNSON

INF • R/R • 6-1 • 180 • So.
Coto de Caza, Calif.



9

GRAHAM BIBEN

RHP • R/R • 6-0 • 170 • So.
New York, N.Y.



11

MATTHEW WALTERS

OF • R/R • 5-11 • 195 • Jr.
Granbury, Texas



12

RYAN PORTER

OF/RHP • R/R • 6-0 • 185 • Sr.
Houston, Texas



13

ETHAN HAMILL

RHP • R/R • 6-3 • 200 • Jr.
Chester, Va.



15

OWEN CARLSON

INF • L/R • 5-11 • 180 • So.
Los Angeles, Calif.



16

NOAH KELLER

LHP • L/L • 6-1 • 210 • Jr.
Goodrich, Mich.



17

GUS MAGILL

RHP • R/R • 6-0 • 200 • Fr.
New York, N.Y.



18

TJ SWIDORSKI

INF • R/R • 6-0 • 185 • Jr.
Woodbury, Minn.



19

MARK QUATRANI

C • R/R • 5-11 • 200 • So.
Springfield, Pa.



20

KEVIN HAGER

INF • R/R • 6-0 • 190 • So.
Berkeley Heights, N.J.



21

JOHN GERFEN

LHP • R/L • 6-0 • 195 • Jr.
Brewster, N.Y.



22

JAKOBI DAVIS

OF • L/L • 6-4 • 210 • Sr.
Sarasota, Fla.



23

JAYDEN SHIN

INF • L/R • 6-2 • 205 • Fr.
Pennington, N.J.



25

BECK UROFSKY

INF • R/R • 6-4 • 225 • Jr.
Silver Spring, Md.



26

RYAN HEGARTY

RHP • L/R • 6-5 • 200 • Fr.
Needham, Mass.



28

MAX FOSTER

RHP • R/R • 6-3 • 210 • So.
Bethel, Conn.



29

WILL SIWINSKI

LHP • R/L • 6-3 • 195 • Fr.
San Francisco, Calif.



30

WILLIAM JAUN

1B/LHP • L/L • 6-3 • 225 • Sr.
Loveland, Ohio



31

RYAN DILLON

C • R/R • 6-2 • 185 • Fr.
Marlborough, Mass.



32

CARSON MAYFIELD

RHP • R/R • 6-5 • 225 • Jr.
Annandale, Va.



34

ETHAN VAN SICE

RHP • R/R • 5-9 • 170 • So.
Arlington, Va.



36

NATHANIEL JENNEW EIN

LHP • R/L • 5-11 • 180 • So.
Tampa, Fla.



37

HUXLEY HOLCOMBE

LHP • L/L • 6-6 • 180 • So.
Worcester, Mass.



38

BRAEDON JOHNSON

LHP • L/L • 6-3 • 220 • Fr.
Otego, N.Y.



40

TAVIAN RAMOS

RHP • R/R • 6-2 • 180 • Fr.
Nee nah, Wis.



41

JACKSON MARKO

C • R/R • 5-10 • 175 • Jr.
Syracuse, N.Y.



42

JOSH SHEA

RHP • R/R • 5-11 • 175 • Jr.
Cortlandt Manor, N.Y.



43

ETHAN MCHUGH

RHP • R/R • 5-9 • 165 • Jr.
Annandale, N.J.



44

SAM KEENE

LHP • L/L • 6-4 • 200 • Fr.
Cohasset, Mass.



24

DAN PEPICELLI

Head Coach
10th Season



14

TOM FORD

Associate Head Coach
35th Season at Cornell



27

JOHN TOPPA

Assistant Coach
4th Season



35

ROBBY FARIS

Assistant Coach
1st Season



GRACE DeSTEFANO

Athletic Trainer
3rd Season