

CORNELL BIG RED

2025 BASEBALL GAME NOTES

6 IVY LEAGUE REGULAR-SEASON CHAMPIONSHIPS | 7 ALL-AMERICANS | 60 FIRST TEAM ALL-IVY SELECTIONS

2025 SCHEDULE

FEBRUARY (1-2)

21	at #17 Duke (DH) (ACCNX)	W, 11-8
22	at #17 Duke (DH) (ACCNX)	L, 2-16
23	at #17 Duke (ACCNX)	L, 1-18

MARCH (2-0)

1	at UMBC (DH) (AmericaEast.tv)	W, 8-7 (10 inn.)
1	at UMBC (DH) (AmericaEast.tv)	W, 16-13
2	at UMBC (AmericaEast.tv)	Canceled

FIRST PITCH INVITATIONAL (GREENVILLE, S.C.)

7	vs. Michigan State (ESPN+)	10 a.m.
8	vs. UAB (ESPN+)	12 p.m.
9	at Winthrop (ESPN+)	1 p.m.
15	at Towson (DH)	11 a.m.
15	at Towson (DH)	2 p.m.
16	at Towson (FloBaseball)	1 p.m.
22	at Yale* (DH) (ESPN+)	11:30 a.m.
22	at Yale* (DH) (ESPN+)	2:30 p.m.
23	at Yale* (DH) (ESPN+)	12 p.m.
25	BINGHAMTON (ESPN+)	3 p.m.
29	BROWN* (DH) (ESPN+)	11:30 a.m.
29	BROWN* (DH) (ESPN+)	2:30 p.m.
30	BROWN* (ESPN+)	12 p.m.

APRIL

5	at Columbia* (DH) (ESPN+)	11:30 a.m.
5	at Columbia* (DH) (ESPN+)	2:30 p.m.
6	at Columbia* (ESPN+)	12 p.m.
8	at Bucknell (ESPN+)	3:30 p.m.
12	PENN* (DH) (ESPN+)	11:30 a.m.
12	PENN* (DH) (ESPN+)	2:30 p.m.
13	PENN* (ESPN+)	12 p.m.
15	at Binghamton (ESPN+)	6:30 p.m.
19	at Harvard* (DH) (ESPN+)	11:30 a.m.
19	at Harvard* (DH) (ESPN+)	2:30 p.m.
20	at Harvard* (ESPN+)	12 p.m.
26	at Dartmouth* (DH) (ESPN+)	11:30 a.m.
26	at Dartmouth* (DH) (ESPN+)	2:30 p.m.
27	at Dartmouth* (ESPN+)	12 p.m.
29	at Binghamton (ESPN+)	6:30 p.m.

MAY

3	PRINCETON* (DH) (ESPN+)	11:30 a.m.
3	PRINCETON* (DH) (ESPN+)	2:30 p.m.
4	PRINCETON* (ESPN+)	12 p.m.

All game times Eastern, subject to change

* - Denotes Ivy League contest

Bold Red CAPS denotes home game

CORNELL BIG RED

VS

MICHIGAN STATE SPARTANS

GAME NO. 7 | FRIDAY, MARCH 8 | 10 A.M. | GREENVILLE, S.C. | FLUOR FIELD | MICHIGAN STATE LEADS SERIES, 4-2

3-2	0-0	-/-/-
OVERALL	IVY LEAGUE	RANKS (D1B/NCBWA/USAT)
Dan Pepicelli	104-169-1 (.381)	
21ST SEASON AS HEAD COACH	10TH SEASON AT CORNELL	

9-2	0-0	-/RV/-
OVERALL	BIG TEN	RANKS (D1B/NCBWA/USAT)
Jake Boss Jr.	450-383 (.540)	
18TH SEASON AS HEAD COACH	17TH SEASON AT MICHIGAN ST.	

CORNELL BIG RED

VS

UAB BLAZERS

GAME NO. 8 | SATURDAY, MARCH 9 | NOON | GREENVILLE, S.C. | FLUOR FIELD | FIRST MEETING

3-2	0-0	-/-/-
OVERALL	IVY LEAGUE	RANKS (D1B/NCBWA/USAT)
Dan Pepicelli	104-169-1 (.381)	
21ST SEASON AS HEAD COACH	10TH SEASON AT CORNELL	

10-2	0-0	-/-/-
OVERALL	AMERICAN	RANKS (D1B/NCBWA/USAT)
Casey Dunn	84-92 (.477)	
21ST SEASON AS HEAD COACH	4TH SEASON AT UAB	

CORNELL BIG RED

AT

WINTHROP EAGLES

GAME NO. 9 | SUNDAY, MARCH 10 | 1 P.M. | ROCK HILL, S.C. | FOUNDERS FIELD | FIRST MEETING

3-2	0-0	-/-/-
OVERALL	IVY LEAGUE	RANKS (D1B/NCBWA/USAT)
Dan Pepicelli	104-169-1 (.381)	
21ST SEASON AS HEAD COACH	10TH SEASON AT CORNELL	

8-5	0-0	-/-/-
OVERALL	BIG SOUTH	RANKS (D1B/NCBWA/USAT)
Mike McGuire	8-5 (.615)	
16TH SEASON AS HEAD COACH	1ST SEASON AT WINTHROP	

WEEKEND INFORMATION

FRIDAY

ESPN+

Play-by-Play: Dan Scott

Analyst: Tom Van Hoy

Live Stats: statbroadcast.com

FRIDAY FORECAST

☁ 47° ☀ 6:31

Temperature: 63° high | 50° low

Forecast: Mostly cloudy

Winds: SSW 5-10 mph

SATURDAY

ESPN+

Play-by-Play: TBA

Analyst: TBA

Live Stats: statbroadcast.com

SATURDAY FORECAST

☀ 70° ☀ 6:32

Temperature: 75° high | 44° low

Forecast: Mostly sunny

Winds: W 15-20 mph

SUNDAY

ESPN+

Play-by-Play: Brian Rushing

Live Stats: statbroadcast.com

SUNDAY FORECAST

☁ 55° ☀ 7:27

Temperature: 60° high | 42° low

Forecast: Mostly cloudy

Winds: Light and variable

PROBABLE STARTING PITCHERS

RHP Carson Mayfield (1-0, 2.70)

RHP Nolan Higgins (1-0, 2.63)

LHP Huxley Holcombe (0-0, 16.20)

RHP Colin Daniel (3-0, 2.25)

RHP Chris Ellison (0-1, 8.31)

RHP Brayden Gilley (1-1, 9.00)

FIRST PITCH

► The Cornell baseball team (3-2) returns to action this weekend when it travels to the Palmetto State to participate in the First Pitch Invitational, hosted by Michigan State at Fluor Field in Greenville, S.C.

► Cornell will open the three-game tournament against the host Spartans (9-2) on Friday morning at 10 a.m. before returning to action on Saturday for a noon first pitch against UAB (10-2). The tournament will conclude on Sunday afternoon with a 1 p.m. first pitch in Rock Hill, S.C., against Winthrop (8-4) at the Eagles' on-campus home, Founders Field. All three games of the tournament will air live on ESPN+.

LAST TIME OUT

► Last Saturday in Baltimore, the Big Red posted a doubleheader sweep over UMBC, taking the opening game in 10 innings, 8-7, on a go-ahead RBI single by sophomore infielder Luke Johnson.

► The nightcap featured the Big Red avenging a seven-run first-inning deficit by plating 11 unanswered runs between the second and fourth innings en route to its 16-13 slugfest victory in seven innings to sweep the twin bill.

► Senior infielder **MAX JENSEN** paced Cornell's offense, going 4-of-9 (.444) at the plate with two home runs and driving in four runs. He also posted a 1.657 OPS on the weekend (.545 on-base percentage and 1.111 slugging percentage), leading him to be named the Ivy League's Player of the Week.

► Both of Jensen's home runs came in the slugfest victory, marking his first collegiate multi-home run game and first multi-home run game for the Big Red since **NATHAN WAUGH** '24 last year against Columbia (April 27, 2024). After Jensen reached safely in both games, he extended his on-base streak to 23 games, standing as the longest on-base streak since Waugh concluded his Big Red career with a 42-game streak.



MEDIA CONTACT

MARSHALL HAIM

Assistant Director of Athletic Communications

✉ mh2348@cornell.edu

☎ (716) 465-4945 (mobile)

2025 CORNELL BASEBALL ROSTER

#	NAME	POS	B/T	HT	WT	YR	HOMETOWN / HIGH SCHOOL
1	John Quinlan	OF	S/R	5-9	185	Sr.	Menlo Park, Calif. / Menlo-Atherton
2	Mason Barela	C/INF	R/R	5-9	195	Fr.	Jupiter, Fla. / Jupiter
3	Chris Ellison	RHP	R/R	6-0	190	Sr.	Howell, N.J. / Howell
4	Caden Wildman	OF	R/R	6-3	215	Jr.	Woodbury, Minn. / East Ridge
5	Tyler Beaulieu	OF	R/R	6-1	175	Fr.	Berwyn, Pa. / Episcopal Academy
6	Kyle Musser	OF	R/R	5-10	182	Sr.	Lititz, Pa. / Manheim Township
7	Max Jensen	INF	L/R	6-3	210	Sr.	Burke, Va. / Lake Braddock
8	Luke Johnson	INF	R/R	6-1	180	So.	Coto de Caza, Calif. / Santa Margarita Catholic
9	Graham Biben	RHP	R/R	6-0	170	So.	New York, N.Y. / Riverdale Country School
11	Matthew Walters	OF	R/R	5-11	195	Jr.	Granbury, Texas / Granbury
12	Ryan Porter	OF/RHP	R/R	6-0	185	Sr.	Houston, Texas / Paetow
13	Ethan Hamill	RHP	R/R	6-3	200	Jr.	Chester, Va. / Thomas Dale
15	Owen Carlson	INF	L/R	5-11	180	So.	Los Angeles, Calif. / Harvard-Westlake School
16	Noah Keller	LHP	L/L	6-1	210	Jr.	Goodrich, Mich. / Goodrich
17	Gus Magill	RHP	R/R	6-0	200	Fr.	New York, N.Y. / Fordham Preparatory School
18	TJ Swidorski	INF	R/R	6-0	185	Jr.	Woodbury, Minn. / East Ridge
19	Mark Quatrani	C	R/R	5-11	200	So.	Springfield, Pa. / The Haverford School
20	Kevin Hager	INF	R/R	6-0	190	So.	Berkeley Heights, N.J. / Delbarton School
21	John Gerfen	LHP	R/L	6-0	195	Jr.	Brewster, N.Y. / Brewster
22	Jakobi Davis	OF	L/L	6-4	210	Sr.	Sarasota, Fla. / Sarasota Riverview
23	Jayden Shin	INF	L/R	6-2	205	Fr.	Pennington, N.J. / Hopewell Valley
25	Beck Urofsky	INF	R/R	6-4	225	Jr.	Silver Spring, Md. / Bethesda-Chevy Chase
26	Ryan Hegarty	RHP	L/R	6-5	200	Fr.	Needham, Mass. / St. Mark's School
28	Max Foster	RHP	R/R	6-3	210	So.	Bethel, Conn. / Bethel
29	Will Siwinski	LHP	R/L	6-3	195	Fr.	San Francisco, Calif. / St. Ignatius College Prep
30	William Jaun	1B/LHP	L/L	6-3	225	Sr.	Loveland, Ohio / St. Xavier
31	Ryan Dillon	C	R/R	6-2	185	Fr.	Marlborough, Mass. / Marlborough
32	Carson Mayfield	RHP	R/R	6-5	200	Jr.	Annandale, Va. / Bishop O'Connell
34	Ethan Van Sice	RHP	R/R	5-9	170	So.	Arlington, Va. / Gonzaga College [D.C.]
36	Nathaniel Jennewein	LHP	R/L	5-11	180	So.	Tampa, Fla. / T.R. Robinson
37	Huxley Holcombe	LHP	L/L	6-6	180	So.	Worcester, Mass. / Worcester Academy
38	Braeden Johnson	LHP	L/L	6-3	220	Fr.	Otego, N.Y. / Unatego
40	Tavian Ramos	RHP	R/R	6-2	180	Fr.	Neenah, Wis. / Neenah
41	Jackson Marko	C	R/R	5-10	175	Jr.	Syracuse, N.Y. / Christian Brothers Academy
42	Josh Shea	RHP	R/R	5-11	175	Jr.	Cortlandt Manor, N.Y. / Hendrick Hudson
43	Ethan McHugh	RHP	R/R	5-9	165	Jr.	Annandale, N.J. / North Hunterdon
44	Sam Keene	LHP	L/L	6-4	200	Fr.	Cohasset, Mass. / Boston College HS

PITCHERS (18)			
3	Chris Ellison	R/R	Sr.
9	Graham Biben	R/R	So.
13	Ethan Hamill	R/R	Jr.
16	Noah Keller	L/L	Jr.
17	Gus Magill	R/R	Fr.
21	John Gerfen	R/L	Jr.
26	Ryan Hegarty	L/R	Fr.
28	Max Foster	R/R	So.
29	Will Siwinski	R/L	Fr.
32	Carson Mayfield	R/R	Jr.
34	Ethan Van Sice	R/R	So.
36	Nathaniel Jennewein	R/L	So.
37	Huxley Holcombe	L/L	So.
38	Braeden Johnson	L/L	Fr.
40	Tavian Ramos	R/R	Fr.
42	Josh Shea	R/R	Jr.
43	Ethan McHugh	R/R	Jr.
44	Sam Keene	L/L	Fr.

CATCHERS (4)			
2	Mason Barela	R/R	Fr.
19	Mark Quatrani	R/R	So.
31	Ryan Dillon	R/R	Fr.
41	Jackson Marko	R/R	So.

INFELDERS (7)			
7	Max Jensen	L/R	Sr.
8	Luke Johnson	R/R	So.
15	Owen Carlson	L/R	So.
18	TJ Swidorski	R/R	Jr.
20	Kevin Hager	R/R	So.
23	Jayden Shin	L/R	Fr.
25	Beck Urofsky	R/R	Jr.

OUTFIELDERS (6)			
1	John Quinlan	S/R	Sr.
4	Caden Wildman	R/R	Jr.
5	Tyler Beaulieu	OF	Fr.
6	Kyle Musser	R/R	Sr.
11	Matthew Walters	R/R	Jr.
22	Jakobi Davis	L/L	Jr.

UTILITY (2)			
12	Ryan Porter	R/R	Sr.
30	William Jaun	L/L	Jr.















COACHING AND SUPPORT STAFF

Head Coach:	Dan Pepicelli
Associate Head Coach:	Tom Ford
Assistant Coach:	John Toppa
Assistant Coach:	Robby Faris
Athletic Trainer:	Grace DeStefano
Strenght & Conditioning:	Chris Van Alstyne
Equipment Manager:	Graig Lyon

PRUH-NUHN-SEE-AY-SHN GUIDE

2	Mason Barela	buh-RELL-uh
5	Tyler Beaulieu	BOWL-yoo
6	Kyle Musser	MUH-sihr
9	Graham Biben	BYE-bin
17	Gus Magill	muh-GIHL
18	TJ Swidorski	swih-DOOR-skee
19	Mark Quatrani	QU-trah-knee
20	Kevin Hager	HAY-gher
21	John Gerfen	guhr-FIN
25	Beck Urofsky	yuhr-OFF-skee
29	Will Siwinski	sih-WIHN-skee
30	William Jaun	JOHN
34	Ethan Van Sice	van SIYS
36	Nathaniel Jennewein	jehn-IH-wine
37	Huxley Holcombe	hohl-CUMB
40	Tavian Ramos	TAY-vee-ihn
HC	Dan Pepicelli	PEP-ih-sell-ee
AC	John Toppa	TOE-puh
AT	Grace DeStefano	dee-STIH-fah-no

ROSTER BREAKDOWN

BY CLASS			
FRESHMAN (10)	SOPHOMORES (9)	JUNIORS (11)	SENIORS (7)
2 Barela	8 L.Johnson	4 Wildman	1 Quinlan
5 Beaulieu	9 Biben	11 Walters	3 Ellison
17 Magill	15 Carlson	13 Hamill	6 Musser
23 Shin	19 Quatrani	16 Keller	7 Jensen
26 Hegarty	20 Hager	18 Swidorski	12 Porter
29 Siwinski	28 Foster	21 Gerfen	22 Davis
31 Dillon	34 Van Sice	25 Urofsky	30 Jaun
38 B.Johnson	36 Jennewein	32 Mayfield	
40 Ramos	37 Holcombe	41 Marko	
44 Keene		42 Shea	
		43 McHugh	
BY STATE			
 New York	6	 Florida	3
 California	4	 Pennsylvania	3
 Massachusetts	4	 Minnesota	2
 New Jersey	4	 Texas	2
 Virginia	4	 Connecticut	1
		 Maryland	1
		 Michigan	1
		 Ohio	1
		 Wisconsin	1

CORNELL QUICK FACTS

GENERAL INFORMATION

Location:	Ithaca, N.Y.
Enrollment:	26,284 (16,071 undergraduate)
Founded:	1865
Nickname:	Big Red
School Colors:	Carnelian Red (Pantone 187) and White
Conference:	Ivy League
Interim President:	Michael I. Kotlikoff
Meakam Smith Director of Athletics:	Dr. Nicki Moore
Athletics Website:	CornellBigRed.com
Facebook:	/CornellSports
Instagram:	@CornellSports @cornellbsb
X:	@CornellSports @CornellBaseball

HISTORY

Seasons of Baseball:	154th
First Season:	1869
All-Time Record (Win Pct.):	1765-2013-34 (.467)
Ivy League Regular-Season Titles (last):	6 (2012)
Ivy League Championship Titles (last):	1 (2012)
Ivy League Tournament Appearances (last):	1 (2024)
NCAA Tournament Appearances (last):	2 (2012)
Most Consecutive NCAA Appearances:	N/A
College World Series Appearances (last):	None
National Championships:	None
NCAA Tournament Record:	2-4 (.333)

BOOTH FIELD

Year Opened (Season):	2023 (3rd)
Dimensions:	318' (LF/RF), 390' (CF), 397' (LCF/RCF)
Capacity:	500
All-Time Record:	8-10 (.444)
Under Dan Pepicelli:	8-10 (.444)

COACHING STAFF

Head Coach:	Dan Pepicelli (Cortland '90)
Overall Record:	325-346-3 (.484)
Record at Cornell:	104-169-1 (.381)
Associate Head Coach:	Tom Ford (Ithaca '79)
Assistant Coach:	John Toppa (UConn '19)
Assistant Coach:	Robby Faris (Johns Hopkins '20)

2024 IN REVIEW

Overall Record:	17-21 (.447)
Ivy League Record (Finish):	11-10 (.524) — 3rd
Home Record:	7-5 (.583)
Road Record:	8-14 (.364)
Neutral Record:	2-2 (.500)
Ivy League Tournament:	No. 3 seed / Champ. Round Lost to Penn in Championship Round, 11-9 & 12-6
NCAA Tournament:	Not selected
D1Baseball.com Poll Ranking (final):	N/A
NCBWA Poll Ranking (final):	N/A
USA Today Poll Ranking (final):	N/A

2025 TEAM INFORMATION

Letterwinners Returning / Lost:	18 / 6
Newcomers:	11
Fr / So / Jr / Sr:	10 / 8 / 11 / 7





ATHLETIC COMMUNICATIONS

Jeremy Hartigan	
Sr. Associate Director of Athletics for Communications	
Marshall Haim	
Assistant Director of Athletic Communications (BSB)	
Phone:	(716) 465-4945
Email:	mh2348@cornell.edu
TBA	
Assistant Director of Athletic Communications	
Aaron Kelly	
Assistant Director of Athletic Communications	
Sydney Duenckel	
Athletic Communications Intern	

CORNELL
BASEBALL

SCOUTING REPORT

as of 3/6/25

				
BATTING AVG.	.250	.269	.285	.316
ON-BASE PCT.	.379	.430	.405	.420
SLUGGING PCT.	.433	.421	.406	.528
RUNS (AVG.)	7.60	7.73	7.67	8.69
HITS (AVG.)	9.00	7.73	9.08	10.54
HOME RUNS	7	11	5	16
SO (AVG.)	9.00	6.82	6.08	7.07
WALKS (AVG.)	6.20	5.73	5.67	3.62
STOLEN BASES	5	33	29	14
ERA	12.64	3.34	3.72	5.34
WHIP	2.31	1.20	1.33	1.38
SO (AVG.)	7.40	9.09	7.50	8.62
OPP. AVERAGE	.288	.211	.238	.268
FIELDING PCT.	.989	.960	.988	.968

BATTING LEADERS

	CORNELL	AVG	OBP	SLG	OPS
20 Kevin Hager		.357	.524	.643	1.167
7 Max Jensen		.350	.458	.850	1.308
18 TJ Swidorski		.333	.500	.500	1.000
	MICHIGAN ST.	AVG	OBP	SLG	OPS
24 Sam Busch		.370	.471	.741	1.212
1 Ryan McKay		.323	.569	.387	.956
30 Jake Dresselhouse		.318	.531	.318	.849
	UAB	AVG	OBP	SLG	OPS
35 Todd Clay		.429	.549	.571	1.120
13 Logan Braunschweig		.385	.564	.615	1.179
16 Gavin Lewis Jr.		.313	.389	.375	.764
	WINTHROP	AVG	OBP	SLG	OPS
29 Alan Benhardt		.429	.543	.679	1.222
41 Jaylen Hernandez		.426	.500	.685	1.185
4 Dusty Vela		.366	.447	.537	.984

NEAR-FLAWLESS BASEBALL

► Coming off recording a program-record .975 fielding percentage (35 errors in 1,407 fielding chances) last season, Cornell has carried its fielding success into 2025 as it has only two errors in 178 fielding opportunities across its first two weekends of action.

► Since last season, Cornell has posted a cumulative .977 fielding percentage (37 errors in 1,585 fielding chances), ranking as the 34th-best percentage in Division I baseball. Among the eight Ivy League programs, the Big Red has an 11-point lead over Columbia, which ranks 213rd with a .966 fielding clip.

► The Big Red's .989 fielding percentage this season ranks as the third-best fielding percentage in Division I baseball after the conclusion of Wednesday's contests. Cornell only trails Ball State (.991) and Texas State (.991) for the best fielding percentage.

► The two errors committed by Cornell are the fewest by a Division I program this season, ahead of Central Connecticut State (three), Ball State, Binghamton, Northwestern, and Texas State (four apiece), and is tied for the fewest miscues committed by the Big Red within its first five games in program history (since 1885), joined by the 2004 squad, who also only had two errors through its first five contests. The pair of errors marks the seventh time in program history that it has averaged under an error per game over its first five contests, joining the squads from 1927 (4), 1934 (4), 2004 (2), 2005 (4), 2009 (4), and 2013 (4).

► Cornell did not commit an error in its season-opening series against then-No. 17-ranked Duke, signifying the first time in program history (since 1885) that the Big Red did not have an error across its first three games. There were six previous instances where the Big Red had one error across its first three games, having been accomplished during the 1943, 2004, 2007, 2008, and 2013 campaigns.

► Over the previous 139 seasons where data was available, the Big Red had previously only had nine instances where it played errorless baseball in its first two games of a season (1908, 1943, 1985, 1986, 1989, 2007, 2009, and 2013). Cornell also did not commit any errors in two of its first three games to begin a season on 14 occasions, also joining the 1909, 1927, 1963, 2004, and 2008 squads.

FIRST TIME FOR EVERYTHING

► This weekend marks the conclusion of Cornell's stretch of playing opponents for the first time in program history. After playing UMBC for the first two times last weekend, the Big Red will be squaring off against UAB (Saturday in Greenville, S.C.) and Winthrop (Sunday in Rock Hill, S.C.) for the first time in program history this weekend.

► Cornell will also be playing at Fluor Field, the home of the Greenville Drive, the Single-A affiliate of the Boston Red Sox, for the first two times in program history. The Big Red's trip to Greenville, S.C., will be its first time playing in "Green Vegas" since defeating Furman, 7-3, on April 4, 1902.

NCAA LEADERS

BEST FIELDING PERCENTAGE This Season (as of 3/6/25)

SCHOOL	PO	A	E	F%
Ball State	327	122	4	.991
Texas State	326	97	4	.991
► Cornell	126	50	2	.989
Northwestern	249	97	4	.989
UAB	310	112	5	.988
Oregon	351	112	6	.987
Binghamton	222	72	4	.987

FEWEST ERRORS COMMITTED This Season (as of 3/6/25)

SCHOOL	PO	A	E	F%
► Cornell	126	50	2	.989
Central Conn. St.	78	16	3	.969
Ball State	327	122	4	.991
Binghamton	222	72	4	.987
Northwestern	249	97	4	.989
Texas State	326	97	4	.990

FRIDAY'S PROBABLE STARTING PITCHER



CARSON MAYFIELD 32

2025 STATS: 1-0, 2.70 ERA, 10.0 IP, 5 BB, 7 SO

Height / Weight: 6-5 / 200 lbs.
Hometown: Annandale, Va.
High School: Bishop O'Connell

Bats/Throws: R/R
Year: Junior

MAYFIELD'S CAREER STATS

	W	L	ERA	G	GS	CG	IP	H	R	ER	BB	SO	HR	GIDP	WHIP	AVG
2023	1	2	4.89	18	0	0	46.0	49	36	25	12	38	6	3	1.33	.266
2024	2	2	8.55	8	8	0	33.2	41	32	32	13	27	5	2	1.60	.299
2025	1	0	2.70	2	2	0	10.0	5	5	3	5	7	3	2	1.00	.147
TOTALS	4	4	6.07	28	10	0	89.2	95	73	60	30	72	14	7	1.40	.268

NEWS & NOTES ON MAYFIELD

► **THIS WEEKEND:** Scheduled to make 11th consecutive start and 29th career appearance this weekend.

► **LAST TIME OUT:** Hurlled four-plus innings and ended up with the no decision in the Big Red's 8-7 victory in 10 innings over UMBC in the opener of last Saturday's doubleheader in Baltimore ... allowed five runs (three earned) on five hits over his outing, walking three and striking out five ... three of the five hits allowed were home runs, a new single-game high.

► **RANKING WELL IN THE IVY:** Mayfield's 2.70 ERA is tied with Princeton's Jacob Faulkner and Sean Episcopo for the fourth-best ERA in the Ivy League ... he ranks third in best opposing batting average (.147), tied for the third-most innings pitched (10.0) ... tied with teammates sophomore **NATHANIEL JENNEWAIN** and senior **RYAN PORTER** for the third-fewest hits allowed by eligible Ivy League pitchers (5).

► **HE'S OUR GUY:** Became fifth Cornell pitcher this century to serve as Big Red's starter in back-to-back season openers, joining **BRENDAN McQUAID** (2001 and 2002 — both against Bucknell), **ROCKY COLLIS** (2005 — West Virginia; 2006 — Bucknell), **COREY PAPPEL** (2010 — Binghamton; 2011 — Rider), and **CONNOR KAUFMANN** (2012 — Maryland Eastern Shore; 2013 — Gardner-Webb).

► **2024:** Started all eight appearances before missing final month due to injury, pitching once over final six weeks ... posted 2-2 record with 8.55 ERA ... first victory came at Richmond (March 16) with 5 IP, 5 H, 2 R, 1 BB, 3 SO line ... hurled season-high 6.2 IP as part of first quality start against Princeton (March 22), yielding three runs on three hits while issuing no walks and striking out season- and career-high eight ... other victory came against Dartmouth (March 30) ... registered one walk or fewer in five of eight outings ... named to College Sports Communicators' (CSC) Academic All-District Team, lone Cornell baseball player to earn honor.

► **2023:** Served as one of Cornell's go-to relievers, tying **SPENCER EDWARDS** for most appearances (18) ... struck out 38 over 46 IP and issued 12 BB ... posted 1-2 record with team-leading 4.89 ERA ... fanned season-high five batters on two occasions (March 18 at George Mason; April 21 vs. Princeton) ... first collegiate save came at Yale (March 24) before collecting first victory over Columbia in following weekend (April 2) ... also earned a save at Dartmouth (May 6).

► **PRIOR TO CORNELL:** Four-year letterwinner in baseball at Falls Church and Bishop O'Connell ... named MVP at 2022 Mingo Bay Classic Tournament, where team claimed championship ... two-time captain (Falls Church — 2020; Bishop O'Connell — 2022) ... tabbed Second Team All-Region as RHP in 2019 while at Falls Church ... earned pair of first-team honors, being named First Team Division I All-State in 2021 and First Team All-WCAC in 2022 ... member of Expanded Services Mentoring Program at Bishop O'Connell in 2021-22.

► **PERSONAL:** Son of Jeff and Ann Mayfield, and has an older brother ... currently enrolled in the College of Arts and Sciences.

MAYFIELD'S 2025 SPLITS

SPLIT	W	L	G	GS	IP	H	R	ER	HR	BB	SO	ERA	AVG
TOTALS	1	0	2	2	10.0	5	5	3	3	5	7	2.70	.147
Home	—	—	—	—	—	—	—	—	—	—	—	—	—
Away	1	0	2	2	10.0	5	5	3	3	5	7	2.70	.147
Neutral	—	—	—	—	—	—	—	—	—	—	—	—	—
Day	1	0	2	2	10.0	5	5	3	3	5	7	2.70	.147
Night	—	—	—	—	—	—	—	—	—	—	—	—	—
Starter	1	0	2	2	10.0	5	5	3	3	5	7	2.70	.147
Reliever	—	—	—	—	—	—	—	—	—	—	—	—	—

MAYFIELD'S 2025 SPLITS vs. LHB/RHB

	BF	AB	H	2B	3B	HR	BB	SO	AVG	OBP	SLG	OPS
Total	41	34	5	0	0	3	5	7	.147	.293	.412	.704
vs. LHB	13	10	0	0	0	0	2	1	.000	.231	.000	.231
vs. RHB	28	24	5	0	0	3	3	6	.208	.321	.583	.905

SINGLE-GAME HIGHS & LOWS

	2025	CAREER
6.0, at Duke (2/21)	IP	6.2, at Princeton (3/22/24)
5, at UMBC (3/1)	H	10, at VCU (3/10/23)
5, at UMBC (3/1)	R	9, at Georgetown (3/10/24)
3, at UMBC (3/1)	ER	9, at Georgetown (3/10/24)
3, at UMBC (3/1)	BB	3, (4x), Last: at UMBC (3/1/25)
5, at UMBC (3/1)	SO	8, at Princeton (3/22/24)
3, at UMBC (3/1)	HR	3, at UMBC (3/1/25)
77, at Duke (2/21)	PITCHES	88, at Princeton (3/22/24)
—	CG	—
—	SHO	—
—	W STREAK	—
—	L STREAK	2 games (3/3/24 - 3/10/24)

NOTE: Bold denotes active streak

MAYFIELD VS. MICHIGAN STATE

	W-L	ERA	AVG	G	GS	IP	H	R	ER	BB	SO	HR
CAREER	—	—	—	—	—	—	—	—	—	—	—	—
McLANE STAD.	—	—	—	—	—	—	—	—	—	—	—	—
FLUOR FIELD	—	—	—	—	—	—	—	—	—	—	—	—
2024	—	—	—	—	—	—	—	—	—	—	—	—

LAST APP: N/A

► Making first career appearance against Michigan State this weekend ... also slated for first career outing and first start against a Big Ten opponent.

MAYFIELD'S 2025 GAME LOG

DATE	VS.	RESULT	DEC	GS	IP	H	R	ER	BB	SO	HR	NP-S	S%	RS	W-L	ERA	AVG	NOTES
2/21	@ DUKE	W 11-8	W-1	1	6.0	0	0	0	2	2	0	77-45	58.4%	10	1-0	0.00	.000	2nd OD start ... 6 no-hit IP ... 1 over min.
FEBRUARY				1	6.0	0	0	0	2	2	0	77-45	58.4%	10	1-0	0.00	.000	
3/1	@ UMBC (G1)	W 8-7 (10)	—	1	4.0	5	5	3	3	5	3	75-41	54.7%	6	1-0	2.70	.147	Pitched into 5th for 7th time in 10 starts
MARCH				1	4.0	5	5	3	3	5	3	75-41	54.7%	6	0-0	2.70	.278	
TOTALS				2	10.0	5	5	3	5	7	3	152-86	56.6%	16	1-0	2.70	.278	

SATURDAY'S PROBABLE STARTING PITCHER



HUXLEY HOLCOMBE 37

2025 STATS: 0-0, 16.20 ERA, 6.2 IP, 6 BB, 5 SO

Height / Weight: 6-6 / 180 lbs.

Hometown: Worcester, Mass.

High School: Worcester Academy

Bats/Throws: L/L

Year: Sophomore

HOLCOMBE'S CAREER STATS

	W	L	ERA	G	GS	CG	IP	H	R	ER	BB	SO	HR	GIDP	WHIP	AVG
2024	2	2	7.78	14	3	0	41.2	48	39	36	30	26	8	2	1.87	.296
2025	0	0	16.20	2	0	0	6.2	10	12	12	6	5	3	0	2.40	.333
TOTALS	2	2	8.94	16	3	0	48.1	58	51	48	36	31	11	2	1.94	.302

NEWS & NOTES ON HOLCOMBE

► **THIS WEEKEND:** Holcombe is set to toe the rubber for the 17th time in his collegiate career and make his fourth career start, first since May 4, 2024, at Brown.

► **LAST TIME OUT:** Pitched 3.1 IP of relief against UMBC in the opening game of last Saturday's doubleheader in Baltimore ... allowed two runs on four hits while walking a trio of Retrievers and striking out a pair ... threw over 60 percent of his 63 pitches for strikes (38).

► **2024:** Started in three of his 14 appearances, logging 2-2 record with 7.78 ERA ... served as one of Cornell's go-to bulk arms out of bullpen, registering 3+ IP in eight of 11 relief outings and in 10 of 14 total appearances ... pitched season-high 5.0 IP and was winning pitcher in consecutive outings against Harvard (April 6) and Penn (April 13) ... named Ivy League Rookie of the Week following outing against Harvard, where he earned first collegiate victory after pitching five shutout innings of work and yielding just two baserunners (1 H, 1 BB) and striking out three Crimson batters ... fanned season-high four batters on two occasions (April 28 vs. Columbia; May 20 vs. Penn).

► **PRIOR TO CORNELL:** Received four letters in baseball, aiding Worcester Academy to 2023 CNEPSBL Championship ... was two-time CNEPSBL All-Star and two-time CNEPSBL All-League selection (2022 and 2023) ... also received three letters in cross country, which included earning most improved in 2019 at Vermont Academy in Saxtons River, Vt. ... also lettered once in swimming, nordic skiing, and soccer.

► **PERSONAL:** Son of Bradford Holcombe and Tamara Mount, and has an older brother ... enrolled in the College of Engineering.

HOLCOMBE'S 2025 SPLITS

SPLIT	W	L	G	GS	IP	H	R	ER	HR	BB	SO	ERA	AVG
TOTALS	0	0	2	0	6.2	10	12	12	3	6	5	16.20	.333
Home	—	—	—	—	—	—	—	—	—	—	—	—	—
Away	0	0	2	0	6.2	10	12	12	3	6	5	16.20	.333
Neutral	—	—	—	—	—	—	—	—	—	—	—	—	—
Day	0	0	2	0	6.2	10	12	12	3	6	5	16.20	.333
Night	—	—	—	—	—	—	—	—	—	—	—	—	—
Starter	—	—	—	—	—	—	—	—	—	—	—	—	—
Reliever	0	0	2	0	6.2	10	12	12	3	6	5	16.20	.333

HOLCOMBE'S 2025 SPLITS vs. LHB/RHB

	BF	AB	H	2B	3B	HR	BB	SO	AVG	OBP	SLG	OPS
Total	37	30	10	0	0	3	6	5	.333	.459	.633	1.093
vs. LHB	9	5	2	0	0	0	4	1	.400	.667	.400	1.067
vs. RHB	28	25	8	0	0	3	2	4	.320	.393	.680	1.073

SINGLE-GAME HIGHS & LOWS

2025	CAREER
3.1, (2x), Last: at UMBC (3/1)	IP 5.0, (2x), Last: at Penn (4/13/24)
6, at Duke (2/23)	H 7, (2x), Last: vs. Columbia (4/28/24)
10, at Duke (2/23)	R 10, at Duke (2/23/25)
10, at Duke (2/23)	ER 10, at Duke (2/23/25)
5, at Duke (2/23)	BB 5, (2x), Last: at Duke (2/23/25)
3, at UMBC (3/1)	SO 4, (2x), Last: vs. Penn (5/20/24)
2, at UMBC (3/1)	HR 3, (2x), Last: vs. Columbia (4/28/24)
82, at Duke (2/23)	PITCHES 87, vs. Penn (5/20/24)
—	CG —
—	SHO —
—	WSTREAK 2 games (4/6/24 - 4/13/24)
—	LSTREAK —

NOTE: Bold denotes occurred this season; active streak

HOLCOMBE VS. UAB

	W-L	ERA	AVG	G	GS	IP	H	R	ER	BB	SO	HR
CAREER	—	—	—	—	—	—	—	—	—	—	—	—
YOUNG FIELD	—	—	—	—	—	—	—	—	—	—	—	—
FLUOR FIELD	—	—	—	—	—	—	—	—	—	—	—	—
2024	—	—	—	—	—	—	—	—	—	—	—	—

LAST APP: N/A

► Making first career appearance against UAB this weekend ... also slated for first career outing and first start against an AAC opponent.

HOLCOMBE'S 2025 GAME LOG

DATE VS.	RESULT	DEC	GS	IP	H	R	ER	BB	SO	HR	NP-S	S%	RS	W-L	ERA	AVG	NOTES	
2/23 @ DUKE	L	1-18	—	0	3.1	6	10	10	5	2	1	82-47	57.3%	—	0-0	27.00	.375	Allowed career-highs in R, ER, & BB
FEBRUARY			0	3.1	6	10	10	5	2	1	82-47	57.3%	—	0-0	27.00	.375		
3/1 @ UMBC (G1) W	8-7 (10)	—	0	3.1	4	2	2	1	3	2	63-38	60.3%	—	0-0	16.20	.333		
MARCH			0	3.1	4	2	2	1	3	2	63-38	60.3%	—	0-0	5.40	.286		
TOTALS			0	6.2	10	12	12	6	5	3	145-85	58.6%	0	0-0	16.20	.333		

SUNDAY'S PROBABLE STARTING PITCHER



CHRIS ELLISON

2025 STATS: 0-1, 8.31 ERA, 4.1 IP, 5 BB, 2 SO

Height / Weight: 6-0 / 190 lbs.
Hometown: Howell, N.J.
High School: Howell HS

Bats/Throws: R/R
Year: Senior

3

ELLISON'S CAREER STATS

	W	L	ERA	G	GS	CG	IP	H	R	ER	BB	SO	HR	GIDP	WHIP	AVG
2022	0	1	8.06	18	4	0	41.1	59	41	37	24	26	6	2	2.01	.339
2023	0	0	2.70	3	0	0	3.1	2	2	1	3	1	0	0	1.50	.167
2024	4	0	5.70	16	0	0	23.2	14	16	15	18	15	1	1	1.35	.171
2025	0	1	8.31	1	1	0	4.1	3	4	4	5	2	0	1	1.85	.231
TOTALS	4	2	7.06	38	5	0	72.2	78	63	57	50	44	7	4	1.76	.278

NEWS & NOTES ON ELLISON

► **THIS WEEKEND:** Scheduled to make 39th appearance and sixth start of his collegiate career on Sunday to conclude this weekend's tournament slate.

► **LAST TIME OUT:** Made first collegiate start since May 8, 2022, against Brown during freshman year, snapping his streak of 19 consecutive outings coming out of Big Red's bullpen ... gave up four runs on three hits in 4.1 IP, issuing five walks and striking out a pair of Duke hitters.

► **2024:** Appeared in season-high 16 games out of bullpen ... received Honorable Mention All-Ivy honors after registering team-leading four victories, going 4-0 with 5.70 ERA in 23.2 IP ... strung nine consecutive outings (10.2 IP) without yielding a run (March 17 - April 28) ... held opponents scoreless in 12 of 16 outings ... registered first collegiate victory against Harvard (April 7), marking first of three consecutive appearances being named winning pitcher ... also posted victories over Penn (April 14) and Yale (April 20) ... was winning pitcher in Ivy League Tournament opener against Princeton (May 17) ... had season-high 4 SO in 3.2 IP against Brown (May 4) in final outing of regular season ... notched first career save against Penn (May 19) in second game of Ivy League Tournament.

► **2023:** Three relief appearances before missing remainder of season to injury ... logged 2.70 ERA in 3.1 IP with pair of outings against James Madison (Feb. 25-26).

► **2022:** Appeared in 18 games, four of which were starts, primarily serving as a long reliever ... contributed to Cornell's 11-10 comeback win over Canisius (April 5), throwing 4.1 IP of middle relief ... career-high 5 SO against Canisius and Columbia (May 1).

► **PRIOR TO CORNELL:** Three-year letterwinner in baseball and basketball at Howell HS ... also earned a letter in football ... three-time Perfect Game Honorable Mention All-America nominee (2019-21) ... earned plethora of accolades on baseball field, being named First Team All-State, First Team All-Shore Conference, as well as to All-Division team ... named Team MVP and was team captain ... tabbed Offensive MVP and Special Teams MVP on the gridiron.

► **PERSONAL:** Son of Jeffrey and Vera Ellison, and has two sisters ... currently enrolled in the College of Arts and Sciences.

ELLISON'S 2025 SPLITS

SPLIT	W	L	G	GS	IP	H	R	ER	HR	BB	SO	ERA	AVG
TOTALS	0	1	1	1	4.1	3	4	4	0	5	2	8.31	.231
Home	—	—	—	—	—	—	—	—	—	—	—	—	—
Away	0	1	1	1	4.1	3	4	4	0	5	2	8.31	.231
Neutral	—	—	—	—	—	—	—	—	—	—	—	—	—
Day	0	1	1	1	4.1	3	4	4	0	5	2	8.31	.231
Night	—	—	—	—	—	—	—	—	—	—	—	—	—
Starter	0	1	1	1	4.1	3	4	4	0	5	2	8.31	.231
Reliever	—	—	—	—	—	—	—	—	—	—	—	—	—

ELLISON'S 2025 SPLITS vs. LHB/RHB

	BF	AB	H	2B	3B	HR	BB	SO	AVG	OBP	SLG	OPS
Total	19	13	3	0	0	0	5	2	.231	.444	.231	.675
vs. LHB	13	8	2	0	0	0	5	0	.250	.538	.250	.788
vs. RHB	6	5	1	0	0	0	0	2	.200	.200	.200	.400

SINGLE-GAME HIGHS & LOWS

2025	CAREER
4.1, at Duke (2/23)	IP 5.0, at Penn (4/17/22)
3, at Duke (2/23)	H 10, vs. Dartmouth (4/24/22)
4, at Duke (2/23)	R 8, vs. Columbia (5/1/22)
4, at Duke (2/23)	ER 8, vs. Columbia (5/1/22)
5, at Duke (2/23)	BB 5, at Duke (2/23/25)
2, at Duke (2/23)	SO 5, (2x), Last: vs. Columbia (5/1/22)
—	HR 2, vs. Dartmouth (4/24/22)
85, at Duke (2/23)	PITCHES 88, at Penn (4/17/22)
—	CG —
—	SHO —
—	W STREAK 3 games (4/7/24 - 4/20/24)
—	L STREAK —

NOTE: Bold denotes active streak

ELLISON VS. WINTHROP

	W-L	ERA	AVG	G	GS	IP	H	R	ER	BB	SO	HR
CAREER	—	—	—	—	—	—	—	—	—	—	—	—
FOUNDERS FLD	—	—	—	—	—	—	—	—	—	—	—	—
2024	—	—	—	—	—	—	—	—	—	—	—	—

LAST APP: N/A

► Making first career appearance against Winthrop this weekend ... outing will also be his first appearance a Big South opponent.

ELLISON'S 2025 GAME LOG

DATE VS.	RESULT	DEC	GS	IP	H	R	ER	BB	SO	HR	NP-S	S%	RS	W-L	ERA	AVG	NOTES
2/23 @ DUKE	L 1-18	L-1	1	4.1	3	4	4	5	2	0	85-38	44.7%	0	0-1	8.31	.231	First start since 2022; career-high for BB
FEBRUARY			1	4.1	3	4	4	5	2	0	85-38	44.7%	0	0-1	8.31	.231	
TOTALS			1	4.1	3	4	4	5	2	0	85-38	44.7%	0	0-1	8.31	.231	

BIG RED BULLPEN BRIEFS

#12 RYAN PORTER | SR. | OF/RHP

2025: 0-0-0 | 2 G (0 GS) | 5.0 IP | 5.40 ERA | 5 SO (17.1 K%) | 2 BB (12.2 BB%)

1ST-PITCH K%: 12/20 (60.0%) 1ST BATTER EFF.: 1/2 (50.0%) IR/IRS: 3/2 (33.3% stranded) vs. LHB: .571 (4-7), 1 HR
LAST WIN: 3/1/25 (G1) at UMBC LAST LOSS: 5/20/24 vs. Penn LAST SAVE: 4/20/24 vs. Yale vs. RHB: .091 (1-11), 0 HR

► Earned first victory since April 28, 2023 (vs. Penn) in opening game of last Saturday's DH at UMBC ... allowed one hit and struck out a trio of Retriever batters across 2.2 IP, while inducing game-winning DP to solidify Big Red's victory ... both outings on season have been at least 2.1 IP and had 2+ SO.

► Appeared in 20 games in 2024, making eight starts (five in LF, two in RF, one as SP) ... split time between pitcher's mound and field before primarily serving as a relief pitcher in mid-March ... 0-2 record with two saves in 13 outings on mound ... lone start of season on mound came in championship game of Ivy League Baseball Tournament against Penn (May 20) ... registered saves against Dartmouth (March 30) and Yale (April 20) ... pitched season-high four innings against Columbia (April 27), where he struck out season-high four batters.

LAST FIVE OUTINGS	IP	H	R	ER	BB	SO
2/21 at Duke	2.1	4	3	3	2	2
3/1 (G1) at UMBC (W)	2.2	1	0	0	0	3
—	—	—	—	—	—	—
—	—	—	—	—	—	—
—	—	—	—	—	—	—
TOTALS (1-0-0)	5.0	5	3	3	2	5

#16 NOAH KELLER | JR. | LHP

2025: 0-1-0 | 2 G (2 GS) | 3.1 IP | 32.40 ERA | 1 SO (3.8 K%) | 9 BB (34.6 BB%)

1ST-PITCH K%: 9/26 (34.6%) 1ST BATTER EFF.: 0/2 (0.0%) IR/IRS: 0/0 (0.0% stranded) vs. LHB: .800 (4-5), 1 HR
LAST WIN: 4/20/24 vs. Yale LAST LOSS: 2/22/25 at Duke LAST SAVE: — vs. RHB: .400 (4-10), 1 HR

► Started first two outings of season, only pitching 3.1 IP after allowing eight hits, issuing nine walks and striking out one batter ... 0.2 IP in last Saturday's start was shortest outing of collegiate career ... five walks issued matched career high for third time, first since Feb. 23, 2024, at Georgia Tech.

► Started eight of 13 appearances in 2024 ... registered 1-6 record with 6.55 ERA ... lone win came against Yale (April 20), where he pitched six innings, allowing two runs on four hits, striking out six and walking none; outing was second quality start of season, joining March 22 appearance at Princeton (6 IP, 1 ER), where he struck out season- and career-high nine batters ... 6 IP was most on season, accomplishing feat against Princeton and Yale.

LAST FIVE OUTINGS	IP	H	R	ER	BB	SO
2/22 at Duke (L)	2.2	6	5	5	4	1
3/1 (G2) at UMBC	0.2	2	7	7	5	0
—	—	—	—	—	—	—
—	—	—	—	—	—	—
—	—	—	—	—	—	—
TOTALS (0-1-0)	3.1	8	12	12	9	1

#21 JOHN GERFEN | JR. | LHP

2025: 0-0-0 | 1 G (0 GS) | 0.0 IP | 0.00 ERA | 0 SO (0.0 K%) | 0 BB (0.0 BB%)

1ST-PITCH K%: 0/0 (0.0%) 1ST BATTER EFF.: 0/0 (0.0%) IR/IRS: 0/0 (0.0% stranded) vs. LHB: .000 (0-0), 0 HR
LAST WIN: — LAST LOSS: 4/14/23 at Harvard LAST SAVE: — vs. RHB: .000 (0-0), 0 HR

► Came out of bullpen for relief outing on Feb. 23 against No. 17-ranked Duke, but left during warmups due to apparent injury.

► Logged six outings out of Cornell's bullpen in 2024 ... four of six appearances featured him pitching at least one inning ... did not allow any runs in four of six outings ... struck out season-high three batters against Binghamton (April 16), matching career high set against Ithaca (April 4, 2023) ... sister, Jennifer, also attends Cornell.

LAST FIVE OUTINGS	IP	H	R	ER	BB	SO
2/23 at Duke	0.0	0	0	0	0	0
—	—	—	—	—	—	—
—	—	—	—	—	—	—
—	—	—	—	—	—	—
TOTALS (0-0-0)	0.0	0	0	0	0	0

#26 JOHN HEGARTY | FR. | RHP

2025: 0-0-0 | 2 G (0 GS) | 2.0 IP | 27.00 ERA | 4 SO (23.5 K%) | 5 BB (29.4 BB%)

1ST-PITCH K%: 10/17 (58.8%) 1ST BATTER EFF.: 2/2 (100.0%) IR/IRS: 3/2 (33.3% stranded) vs. LHB: .333 (1-3), 1 HR
LAST WIN: — LAST LOSS: — LAST SAVE: — vs. RHB: .429 (3-7), 0 HR

► Allowed three runs on two hits over 1 IP of work while issuing three walks and striking out one batter in nightcap of last Saturday's DH at UMBC ... made collegiate debut on Feb. 22 against No. 17 Duke, where he yielded three runs on two hits walking two and striking out three over 1 IP.

► Earned four varsity letters in baseball at St. Mark's School in Southborough, Mass. ... named Team MVP and was First Team All-Independent School League (ISL) and First Team All-New England Prep School Athletic Conference (NEPSAC) selection ... also received ISL All-Star honors in 2023 and was an All-ISL honorable mention as a sophomore in 2022 ... named to Honor Roll all four years at St. Mark's ... played club baseball for New England Ruffnecks Baseball from 2019-23 ... father, Patrick, played baseball at Harvard (1990-93) ... sister, Catherine, was member of Regis College women's track and field team in 2021-22 ... brother, Michael, is committed to play football at Penn in fall 2025.

LAST FIVE OUTINGS	IP	H	R	ER	BB	SO
2/22 at Duke	1.0	2	3	3	2	3
3/1 (G2) at UMBC	1.0	2	3	3	3	1
—	—	—	—	—	—	—
—	—	—	—	—	—	—
—	—	—	—	—	—	—
TOTALS (0-0-0)	2.0	4	6	6	5	4

#30 WILLIAM JAUN | SR. | 1B/LHP

2025: 0-0-0 | 2 G (0 GS) | 3.1 IP | 10.80 ERA | 6 SO (31.6 K%) | 7 BB (36.8 BB%)

1ST-PITCH K%: 11/19 (57.9%) 1ST BATTER EFF.: 1/2 (50.0%) IR/IRS: 1/0 (100.0% stranded) vs. LHB: .500 (1-2), 0 HR
LAST WIN: 2/25/25 at Ga. Tech LAST LOSS: 4/27/24 vs. Columbia LAST SAVE: 3/1/25 (G2) at UMBC vs. RHB: .100 (1-10), 0 HR

► Locked down second career save (first of 2025) in nightcap of last Saturday's DH at UMBC ... allowed just two baserunners (one hit, one walk) and struck out four over 2 IP ... four strikeouts was one shy of matching career high, previously done twice (March 15, 2024 at Richmond; April 27, 2024 vs. Columbia) ... made season debut on Feb. 22 against No. 17-ranked Duke, surrendering four runs on one hit while walking six and striking out two in 1.1 IP ... four of his six strikeouts have been looking, tied for the Ivy League lead with Brown's Santhosh Gottam, Harvard's Gio Colasante, and Princeton's Andrew D'Alessio and Jacob Faulkner.

► Registered 29.2 IP across 12 appearances (six starts) in 2024 after missing first two years due to injury ... was winning pitcher in collegiate debut against Georgia Tech (Feb. 25), registering 5 IP, 4 H, 2 ER ... fanned season-high five batters on two occasions (March 15 at Richmond; April 27 vs. Columbia) ... logged first collegiate save against Brown (May 5), pitching final three innings, allowing one run, and striking out three batters ... father, Gregory, played four years of baseball at Notre Dame (1980-83) ... brother, Eric, was outfielder at Babson (2016-19).

LAST FIVE OUTINGS	IP	H	R	ER	BB	SO
2/22 at Duke	1.1	1	4	4	6	2
3/1 (G2) at UMBC (S)	2.0	1	0	0	1	4
—	—	—	—	—	—	—
—	—	—	—	—	—	—
—	—	—	—	—	—	—
TOTALS (0-0-1)	3.1	2	4	4	7	6

#34 ETHAN VAN SICE | SO. | RHP

2025: 0-0-0 | 0 G (0 GS) | 0.0 IP | 0.00 ERA | 0 SO (0.0 K%) | 0 BB (0.0 BB%)

1ST-PITCH K%: 0/0 (0.0%) 1ST BATTER EFF.: 0/0 (0.0%) IR/IRS: 0/0 (0.0% stranded) vs. LHB: .000 (0-0), 0 HR
LAST WIN: — LAST LOSS: — LAST SAVE: — vs. RHB: .000 (0-0), 0 HR

► Did not appear in any games in 2024 due to injury ... played four years of baseball at Gonzaga College in Washington, D.C. ... aided program to 2022 WCAC Championship and was named to 2023 All-WCAC Team.

LAST FIVE OUTINGS	IP	H	R	ER	BB	SO
—	—	—	—	—	—	—
—	—	—	—	—	—	—
—	—	—	—	—	—	—
—	—	—	—	—	—	—
TOTALS (0-0-0)	—	—	—	—	—	—

BIG RED BULLPEN BRIEFS

#36 NATHANIEL JENNEWEIN | SO. | LHP 2025: 1-0-0 | 2 G (0 GS) | 6.0 IP | 9.00 ERA | 5 SO (16.7 K%) | 6 BB (20.0 BB%)

1ST-PITCH K%: 12/30 (40.0%) 1ST BATTER EFF.: 0/2 (0.0%) IR/IRS: 0/0 (0.0% stranded) vs. LHB: .250 (2-8), 1 HR LAST FIVE OUTINGS IP H R ER BB SO
LAST WIN: 2/25/25 at Ga. Tech LAST LOSS: 4/27/24 vs. Columbia LAST SAVE: 5/5/24 at Brown vs. RHB: .214 (3-14), 1 HR 2/22 at Duke 2.2 4 4 4 3 0
3/1 (G2) at UMBC (W) 3.1 1 3 2 3 5

▶ Notched second career victory in nightcap of last Saturday's DH at UMBC ... allowed three runs (two earned) on one hit and walked three batters over 3.1 IP ... five strikeouts matched career-high previously set in first collegiate start (April 16, 2024, at Binghamton) ... made season debut on Feb. 22 at No. 17-ranked Duke, where he allowed four runs on four hits and walked three over 2.2 IP.

▶ Logged 12 appearances in first collegiate season in 2024 ... lone start of season came against Binghamton (April 16), where he struck out season-high five batters in 2 IP ... also struck out four batters in season-high 3 IP against Columbia (April 27) ... held opponents without a run in six outings, including three of last five ... lone brother, Paul, played baseball at DePauw (2022-23).

#42 JOSH SHEA | JR. | RHP 2025: 0-0-0 | 2 G (0 GS) | 0.2 IP | 13.50 ERA | 1 SO (25.0 K%) | 0 BB (0.0 BB%)

1ST-PITCH K%: 2/4 (50.0%) 1ST BATTER EFF.: 1/2 (50.0%) IR/IRS: 4/2 (50.0% stranded) vs. LHB: .000 (0-1), 0 HR LAST FIVE OUTINGS IP H R ER BB SO
LAST WIN: — LAST LOSS: — LAST SAVE: — vs. RHB: .667 (2-3), 0 HR 2/22 at Duke 0.1 0 0 0 0 0
2/23 at Duke 0.1 2 1 1 0 1

▶ Pitched 0.1 IP in pair of outings in season-opening series against No. 17-ranked Duke ... induced inning-ending pop out in season debut (Feb. 22) before allowing two hits and one run while striking out a batter the following day.

▶ Lone appearance of season in 2024 came against Binghamton (May 1), pitching a scoreless inning, allowing one hit and striking out one ... made six relief appearances during 2023, where he struck out two batters in 3.1 innings of work ... pitched season-high 1 IP against Ithaca (April 4, 2023) and Binghamton (April 11, 2023) ... mother, Beth, played tennis at Brown; uncle, Ken Katz, played played tennis at Princeton ... grandmother also attended Cornell.

#44 SAM KEENE | FR. | LHP 2025: 0-0-0 | 2 G (0 GS) | 0.1 IP | 189.00 ERA | 0 SO (0.0 K%) | 5 BB (62.5 BB%)

1ST-PITCH K%: 4/8 (50.0%) 1ST BATTER EFF.: 1/2 (50.0%) IR/IRS: 1/1 (0.0% stranded) vs. LHB: .667 (2-3), 0 HR LAST FIVE OUTINGS IP H R ER BB SO
LAST WIN: — LAST LOSS: — LAST SAVE: — vs. RHB: .000 (0-0), 0 HR 2/21 at Duke 0.1 1 4 4 3 0
2/23 at Duke 0.0 1 3 3 2 0

▶ Appeared in two games for the Big Red against No. 17-ranked Duke in season-opening series, where he allowed at least three runs in both outings ... made collegiate debut on Feb. 21, allowing four runs on one hit and walked three over 0.1 IP ... surrendered three runs on one hit and walked two without registering an out on Feb. 23.

▶ Earned three varsity letters at Boston College HS, where he was winning pitcher in program's clinching of 2024 Massachusetts State Baseball Championship ... team captain during 2024 season for program that ranked as high as No. 39 nationally ... two-time Catholic Conference All-Star selection (2023-24) ... named to All-Scholastic Team by *Boston Globe* in 2024 and by *Patriot Ledger* in 2023 and 2024 ... member of National Honor Society ... earned high honors all four years of high school ... played club baseball for North East Baseball, playing four years with team ... named to Perfect Game All-Tournament Team during 2022 and 2023 seasons ... aided team to WWBA New England Championship in 2023.

BIG RED STARTING PITCHER RUN SUPPORT

PLAYER	RUN		RUNS	RUNS	TEAM	QUALITY
	GS	SUPPORT	PER 9 IP	IN STARTS	W-L	STARTS
Carson Mayfield	2	16	14.40	19	2-0	1
Noah Keller	2	0	0.00	18	1-1	0
Chris Ellison	1	0	0.00	1	0-1	0
TOTALS	5	16	8.15	38	3-2	1

BIG RED 2025 PITCHING SPLITS

	W	L	SV	G	IP	H	R	ER	HR	BB	SO	ERA	AVG
Total	3	2	1	5	42.0	47	62	59	13	50	37	12.64	.288
Home	—	—	—	—	—	—	—	—	—	—	—	—	—
Away	3	2	1	5	42.0	47	62	59	13	50	37	12.64	.288
Neutral	—	—	—	—	—	—	—	—	—	—	—	—	—
Day	3	2	1	5	42.0	47	62	59	13	50	37	12.64	.288
Night	—	—	—	—	—	—	—	—	—	—	—	—	—
Starter	1	2	0	5	17.2	16	21	19	5	19	10	9.68	.258
Reliever	2	0	1	5	24.1	31	41	40	8	31	27	14.79	.307
February	1	2	0	3	25.0	31	42	42	6	34	16	15.12	.313
March	2	0	1	2	17.0	16	20	17	7	16	21	9.00	.250
April	—	—	—	—	—	—	—	—	—	—	—	—	—
May	—	—	—	—	—	—	—	—	—	—	—	—	—

2025 GAME-BY-GAME PITCHING STATISTICS

DATE	OPPONENT	W/L	SCORE	IP	H	R	ER	BB	SO	2B	3B	HR	WP	BK	HBP	IBB	ERA	WHIP	BB/9	SO/9
2/21	at Duke	W	11-8	9.0	6	8	8	7	5	1	0	2	1	0	1	0	8.00	1.44	7.00	5.00
2/22	at Duke	L	2-16	8.0	13	16	16	15	6	3	0	3	1	0	1	0	12.71	2.41	11.65	5.82
2/23	at Duke	L	1-18	8.0	12	18	18	12	5	0	2	1	0	0	0	0	15.12	2.60	12.24	5.76
DUKE SERIES		1-2	14-42	25.0	31	42	42	34	16	4	2	6	2	0	2	0	15.12	2.60	12.24	5.76
3/1	at UMBC	W	8-7	10.0	10	7	5	4	11	0	0	5	0	0	2	0	12.09	2.26	9.77	6.94
3/1	at UMBC	W	16-13	7.0	6	13	12	12	10	1	0	2	2	0	2	0	12.64	2.31	10.71	7.93
UMBC SERIES		2-0	24-20	17.0	16	20	17	16	21	1	0	7	2	0	4	0	9.00	1.88	8.47	11.12
3/7	vs. Michigan State																			
3/8	vs. UAB																			
3/9	at Winthrop																			
FIRST PITCH INVITE STATS																				
3/15	at Towson																			
3/15	at Towson																			
3/16	at Towson																			
TOWSON SERIES																				
3/22	at Yale																			
3/22	at Yale																			
3/23	at Yale																			
YALE SERIES																				
3/25	at Binghamton																			
3/29	BROWN																			
3/29	BROWN																			
3/30	BROWN																			
BROWN SERIES																				
4/5	at Columbia																			
4/5	at Columbia																			
4/6	at Columbia																			
COLUMBIA SERIES																				
4/8	at Bucknell																			
4/12	PENN																			
4/12	PENN																			
4/13	PENN																			
PENN SERIES																				
4/15	at Binghamton																			
SEASON VS. BINGHAMTON																				
4/19	at Harvard																			
4/19	at Harvard																			
4/20	at Harvard																			
HARVARD SERIES																				
4/26	at Dartmouth																			
4/26	at Dartmouth																			
4/27	at Dartmouth																			
DARTMOUTH SERIES																				
4/29	at Binghamton																			
SEASON VS. BINGHAMTON																				
5/3	PRINCETON																			
5/3	PRINCETON																			
5/4	PRINCETON																			
PRINCETON SERIES																				

BIG RED BATTER BRIEFS

#1 JOHN QUINLAN | JR. | OF | S/R

2025: .125 / .250 / .167 / .417 | 0 HR | 4 RBI | 0 SB

MARCH 1 (G2) AT UMBC: 1-5, 2B

SERIES VS. UMBC: 1-10 (.100), 2 R, 2 RBI, 2 BB, SO

vs. LHP: .083 (1-for-12, 0 HR)

ACTIVE HIT STREAK: 1 G, (1-5, .200)

ROAD TRIP: 3-24 (.125), 2 R, 2B, 4 RBI, 4 BB, 6 SO

vs. RHP: .167 (2-for-12, 0 HR)

LAST ERROR: 7 G, 5/19/24 vs. Penn (LF)

► Went 1-for-10 in last Saturday's DH at UMBC, scoring twice and drove in pair of runs to go along with two walks drawn ... batted .143 against No. 17-ranked Duke in season-opening series ... hit leadoff double to begin Feb. 23 contest ... logged two-RBI single in Big Red's upset victory on Feb. 21.

► Reached base safely in each of last 13 games, dating back to last season ... slashing .254/.329/.349 with seven runs scored, four doubles, one triple, nine RBI, and a stolen base during stretch.

► Unanimously named First Team All-Ivy selection in 2024 after starting all 33 appearances (29 in LF, four in RF) ... concluded season with .378 batting average with nine doubles, two triples, five home runs, and 20 RBI ... stole team-leading 10 bases, going 10-for-12 on steal attempts ... 56 hits ranked tied with **KEN VEENEMA** (1977) for fifth in Cornell history, trailing **GUY LEACH** (61 in 1988), **NATHAN FORD** (59 in 2008), **ERIK RICO** (57 in 2002), and **BRIAN BILLIGEN** (2012); figure was tied for sixth in Ivy League ... concluded year with second-highest batting average (.378) among eligible Ivy League hitters ... batted .423 in conference games, one of three Ivy League hitters to hit .400 in contests against Ancient Eight opposition ... led Ivy League in hits in conference play (42), lone player to reach 40-hit plateau in 2024 ... notched trio of four-hit efforts against Harvard (April 7), Penn (April 14), and Yale (April 20), one of two Cornell players since 2003 with at least three four-hit games in a season (**MARSHALL YANZICK** - 2012) ... hit walk-off two-RBI double in opening game of April 20 doubleheader against Yale, capping latest four-hit game of season; bloop two-run double solidified eight-run comeback for Big Red, which trailed 8-0 in bottom of eighth inning ... received Ivy League Player of the Week honors on April 22 after slashing .588/.667/1.118 (1.784 OPS), going 10-for-17 with three doubles, two home runs, five RBI, three stolen bases while striking out zero times during Big Red's 3-1 week against Binghamton and Yale ... also named Cornell's Academic All-Ivy selection.

#2 MASON BARELA | FR. | C/INF | R/R

2025: .500 / .500 / .500 / 1.000 | 0 HR | 0 RBI | 0 SB

MARCH 1 (G2) AT UMBC: DID NOT PLAY

SERIES VS. UMBC: DID NOT PLAY

vs. LHP: 1.000 (1-for-1, 0 HR)

ACTIVE HIT STREAK: 1 G, (1-1, 1.000)

ROAD TRIP: 1-2, SO

vs. RHP: .000 (0-for-1, 0 HR)

LAST ERROR: 2 G without an error

► Made pair of pinch-hit appearances in season-opening weekend series at No. 17-ranked Duke ... struck out in first collegiate at-bat on Feb. 22 before notching first collegiate base hit the following day.

► Earned four varsity letters in baseball at Jupiter HS, where program won four district titles ... nominated for 2023 Palm Beach Athlete of the Year ... named captain during senior year.

#4 CADEN WILDMAN | SO. | OF | R/R

2025: .294 / .455 / .588 / 1.043 | 1 HR | 3 RBI | 1 SB

MARCH 1 (G2) AT UMBC: 1-2, 4 R, 3 BB, SB

SERIES VS. UMBC: 2-6, 5 R, HR, 2 RBI, 4 BB, 2 SO, SB

vs. LHP: .167 (1-for-6, 0 HR)

ACTIVE HIT STREAK: 5 G, (5-17, .294)

ROAD TRIP: 5-17 (.294), 7 R, 2 2B, HR, 3 RBI, 5 BB, 7 SO, SB

vs. RHP: .364 (4-for-11, 1 HR)

LAST ERROR: 24 G, 4/7 (G1) vs. Harvard (RF)

► Enters weekend riding team-leading five-game hitting streak ... batting .294 with a 1.043 OPS (.455 on-base percentage and .588 slugging percentage) during stretch with two doubles, home run, and three RBI ... set career highs for walks (3) and runs (4) in nightcap of last Saturday's DH at UMBC, going 1-for-2 and also stole a base.

► Reached base safely in each of last nine games, dating back to last season ... slashing .267/.450/.533/.983 with nine runs scored, two doubles, two home runs, six RBI, a pair of steals, and drawing 10 walks during stretch.

► Had breakout sophomore campaign in 2024, starting 35 of 38 appearances (32 in RF, three in CF) ... one of two players to play in all 38 of Cornell's games (**NATHAN WAUGH** '24) ... batted .279 with four doubles, five home runs, and 23 RBI ... became first Cornell player in program history to hit multiple grand slams in a game — coming in seventh and eighth innings — of two-home run outing in nightcap of April 13 DH at Penn ... named Ivy League's Co-Player of the Week following weekend against Penn, posting .333/.375/.800 slash line, notching a double, two home runs, 11 RBI, and five runs ... plated go-ahead run with bases-clearing double in series finale and solidifying series victory against Quakers.

#5 TYLER BEAULIEU | FR. | OF | R/R

2025: .000 / .000 / .000 | 0 HR | 0 RBI | 0 SB

MARCH 1 (G2) AT UMBC: DID NOT PLAY

SERIES VS. UMBC: DID NOT PLAY

vs. LHP: .000 (0-for-0, 0 HR)

ACTIVE HIT STREAK: —

ROAD TRIP: 0-0

vs. RHP: .000 (0-for-0, 0 HR)

LAST ERROR: 0 G

► Earned four varsity letters at Episcopal Academy in Newton Square, Pa. ... earned All-Inter AC, All-Main-Line, and All-Delaware County honors on two occasions ... named captain of team during senior season ... also earned four letters in basketball, where he an All-Delaware County selection and served as captain during senior year ... received National Merit Finalists Award ... mother, Linda, played softball at Army West Point (1986-89).

#6 KYLE MUSSER | SR. | OF | R/R

2025: .125 / .250 / .250 / .500 | 1 HR | 5 RBI | 0 SB

MARCH 1 (G2) AT UMBC: 0-5, RBI, BB, 2 SO

SERIES VS. UMBC: 2-10 (.200), R, HR, 3 RBI, 2 BB, 4 SO

vs. LHP: .091 (1-for-11, 0 HR)

ACTIVE HIT STREAK: 0 G, (0-8)

ROAD TRIP: 3-24 (.125), 2 R, HR, 5 RBI, 3 BB, 6 SO, HBP

vs. RHP: .154 (2-for-13, 1 HR)

LAST ERROR: 43 G without an error

► Went 2-for-10 in last Saturday's doubleheader against UMBC ... both hits on weekend came in first two at-bats as he is hitless in his last eight at-bats ... hit two-run home run in opening game of twin bill, marking first round-tripper since blasting first collegiate home run — a go-ahead three-run blast with Big Red down to its final strike — against Binghamton (April 16, 2024) ... registered one base hit in 14 at-bats (.071) in season-opening series against No. 17-ranked Duke ... drove in both RBI in series versus Duke with two-RBI single in fifth inning of Feb. 22 loss.

► Made six starts in 14 appearances in 2024 ... batted .313 with one home run and five RBI ... registered first multi-hit game of season against Penn (April 13), going 2-for-2 with three runs scored while coming off bench ... logged season-high three hits against Brown (May 4), going 3-for-5 with an RBI.

BIG RED BATTER BRIEFS

#7 MAX JENSEN | SR. | OF | L/R

2025: .350 / .458 / .850 / 1.308 | 3 HR | 5 RBI | 2 SB

MARCH 1 (G2) AT UMBC: 3-5, 2 R, 2 HR, 2 RBI

SERIES VS. UMBC: 4-9, 3 R, 2 HR, 4 RBI, 2 BB, SB

vs. LHP: .444 (4-for-9, 1 HR)

ACTIVE HIT STREAK: 2 G, (4-9, .444)

ROAD TRIP: 7-20 (.350), 5 R, 2B, 3 HR, 5 RBI, 4 BB, 2 SO

vs. RHP: .273 (3-for-11, 2 HR)

LAST ERROR: 7 G, 5/19/24 vs. Penn (3B)

▶ Named Ivy League Player of the Week on Monday afternoon after batting team-leading .444 (4-for-9) with two home runs and four RBI in Saturday's doubleheader sweep of UMBC ... also scored three times, drew a pair of walks and stole a base in the series.

▶ Enters weekend riding a 23-game on-base streak, dating back to last season ... slashing .388/.465/.622/1.087 with five doubles, six home runs, 32 RBI, and six stolen bases during stretch ... scored 23 times, drawn 13 walks, been hit by two pitches, and has been set down on strikes just 11 times over span ... has 13 multi-hit games and 11 multi-RBI games during streak

▶ Had his 20-game hit streak snapped after going 0-for-3 with a walk in series finale against No. 17 Duke on Feb. 23 ... 20-game hit streak was the Big Red's longest streak on record since 2003.

▶ Unanimously named First Team All-Ivy in 2024 after slashing .358/.455/.561/1.007 ... appeared and started in 37 games for the Big Red, splitting time between 1B and 3B ... one of four Big Red hitters to bat over .300 on season, concluding year with .358 average with eight doubles, two triples, six home runs, and 37 RBI ... scored 34 runs, one of three Big Red players to reach 30-plus runs ... ended season riding 18-game hit streak; had 11 multi-hit games and nine multi-RBI games during stretch358 average ranked fifth among eligible Ivy League hitters455 on-base percentage ranked fifth in conference and 1.015 OPS was eighth-highest in Ancient Eight ... registered 53 hits during season, tied for ninth-most in Ivy League ... logged .400 batting average in conference contests, one of three Ivy League players to accomplish feat and one of two Cornell players to do so (**JOHN QUINLAN** — .424) ... concluded conference play with second-highest hit total (37) trailing Quinlan's conference-leading 42 base knocks ... drove in 26 RBI in Ivy League play, marking fifth-most in Ancient Eight ... committed just one error in 239 fielding opportunities, leading to .996 fielding percentage ... factored in team-leading 20 double plays on season.

#8 LUKE JOHNSON | SO. | INF | R/R

2025: .286 / .318 / .476 / .794 | 1 HR | 6 RBI | 1 SB

MARCH 1 (G2) AT UMBC: 1-5, HR, 3 RBI, 2 SO

SERIES VS. UMBC: 3-10 (.300), 2 R, HR, 4 RBI, 3 SO

vs. LHP: .333 (3-for-9, 0 HR)

ACTIVE HIT STREAK: 2 G, (3-10, .300)

ROAD TRIP: 6-21 (.286), 3 R, 2B, HR, 6 RBI, HBP, 5 SO, SB

vs. RHP: .250 (3-for-12, 1 HR)

LAST ERROR: 8 G, 5/5/24 at Brown (3B)

▶ Hit first collegiate home run — a three-run blast — in nightcap of last Saturday's twin bill at UMBC ... batted .300 (3-for-10) in doubleheader sweep over UMBC last Saturday, driving in four RBI ... drove in two RBI during season-opening series against No. 17-ranked Duke, with both RBI coming in upset victory over Blue Devils (Feb. 21), singling home a run in the sixth and doubling home another in the seventh.

▶ Started 19 of 28 appearances in 2024, primarily at third base ... batted .241 with three doubles and five RBI ... recorded hit in 10 of last 13 games of season ... registered doubles in first two collegiate games against Georgia Tech (Feb. 23 and Feb. 25) ... drove in first two RBI of collegiate career in latter game against Georgia Tech ... posted 3-for-5 effort with a double against Yale in opening game of April 20 doubleheader ... hit go-ahead two-run single in ninth inning against Princeton (May 17) in opening game of Ivy League Baseball Tournament ... older brother, Spencer, is pitcher at George Fox University, an Oregon-based Division III institution ... father, Craig, played collegiate tennis at Pepperdine (1989-93) before playing professionally and earned ranking as high as No. 287 ... mother, Michelle, played collegiate tennis at Notre Dame ... great-grandfather and great-grandmother (1929), great-uncle (1956), grandfather (1957), grandmother (1958), and aunt (1986) are all Cornell graduates.

#12 RYAN PORTER | SR. | OF/RHP | R/R

2025: .000 / .500 / .000 / .500 | 0 HR | 0 RBI | 0 SB

MARCH 1 (G2) AT UMBC: DID NOT PLAY

SERIES VS. UMBC: 0-1, BB

vs. LHP: .000 (0-for-1, 0 HR)

ACTIVE HIT STREAK: 0 G (0-2)

ROAD TRIP: 0-1, BB

vs. RHP: .000 (0-for-0, 0 HR)

LAST ERROR: 12 G, 4/7/24 at Harvard (P)

▶ Appeared in the opening game of last Saturday's doubleheader against UMBC as relief pitcher, where he earned victory ... did not have any PAs ... played in all three games at No. 17-ranked Duke ... pitched final 2.1 IP in season opener before appearing as pinch-hitter final two games of series, where he drew a pinch-hit walk (Feb. 22) and pinch-hit fly out (Feb. 23).

▶ Made 20 appearances in 2024 and made eight starts (five in LF, two in RF, one as SP) ... split time between pitcher's mound and field before primarily serving as a relief pitcher in mid-March ... batted .185 in 27 at-bats, logging one double and three RBI ... opened season with two-RBI effort against Georgia Tech (Feb. 23) ... logged lone multi-hit performance on season in series finale against Georgia Tech (Feb. 25).

#15 OWEN CARLSON | SO. | INF | L/R

2025: .308 / .400 / .308 / .708 | 0 HR | 1 RBI | 0 SB

MARCH 1 (G2) AT UMBC: DID NOT PLAY

SERIES VS. UMBC: 1-3, R, BB, SO

vs. LHP: .429 (3-for-7, 0 HR)

ACTIVE HIT STREAK: 2 G (2-6, .333)

ROAD TRIP: 4-13 (.308), 3 R, RBI, BB, HBP, 5 SO

vs. RHP: .167 (1-for-6, 0 HR)

LAST ERROR: 0 G, 3/1/25 (G1) at UMBC (2B)

▶ Went 1-for-3 in lone appearance in doubleheader sweep of UMBC last Saturday ... scored a run, drew a walk and also struck out once ... batted .300 (3-for-10) in season-opening series against No. 17-ranked Duke, starting at 2B in all three games ... scored twice and had RBI single in Feb. 21 upset victory.

▶ Started in six of 16 appearances in 2024 ... started four games at 2B, one at 3B, and one as DH ... batted .286 with one double, one home run, and two RBI ... notched first career extra-base hit (double) against Richmond (March 16) ... posted two of three multi-hit performances against Richmond (March 16 and 17) ... other multi-hit performance came against Binghamton (May 1), where he blasted first collegiate home run in 2-for-5 effort with two runs scored ... did not commit any errors in his 24 fielding opportunities.

#18 TJ SWIDORSKI | JR. | INF | R/R

2025: .333 / .500 / .500 / 1.000 | 0 HR | 3 RBI | 0 SB

MARCH 1 (G2) AT UMBC: 1-3, 2 R, 2B, 3 RBI

SERIES VS. UMBC: 1-4, 3 R, 2B, 3 RBI, 2 BB, SO

vs. LHP: .000 (0-for-0, 0 HR)

ACTIVE HIT STREAK: 1 G (1-3, .333)

ROAD TRIP: 2-6, 3 R, 2B, 3 RBI, 2 BB, SO

vs. RHP: .333 (2-for-6, 0 HR)

LAST ERROR: 0 G, 3/1/25 (G2) at UMBC (2B)

▶ Appeared in both games of doubleheader sweep of UMBC last Saturday ... entered as pinch-hitter in opener and scored in lone plate appearance ... started nightcap where he went 1-for-3 with two runs scored, a double, and three RBI ... registered pair of pinch-hit appearances in season-opening series against No. 17-ranked Duke ... reached base safely in both appearances, singling in his first at-bat of season last Saturday (Feb. 22) and reached on a fielder's choice last Sunday (Feb. 23).

▶ Started all 17 appearances in 2024, which all came at SS ... batted .234 with three doubles and six RBI ... posted four multi-hit games, including season-high three hits against Brown (May 4) in 3-for-6 effort with three runs scored and a double ... drove in season-high three RBI against Georgia Tech (Feb. 25) ... collected two of his three doubles on season in opening game of March 10 doubleheader against Georgetown ... went 2-for-4 with two RBI against Yale (April 21) ... committed just one error in 79 fielding opportunities (.987 fielding percentage).

BIG RED BATTER BRIEFS

#19 MARK QUATRANI | SO. | C | R/R

2025: .190 / .292 / .286 / .578 | 0 HR | 0 RBI | 0 SB

MARCH 1 (G2) AT UMBC: 1-4, 2 R, 2B, BB

SERIES VS. UMBC: 3-9, 3 R, 2 2B, 2 BB

vs. LHP: .000 (0-for-8, 0 HR)

ACTIVE HIT STREAK: 3 G, (4-13, .308)

ROAD TRIP: 4-21 (.190), 4 R, 2 2B, 3 BB, 4 SO

vs. RHP: .308 (4-for-13, 0 HR)

LAST ERROR: 6 G, 5/20/24 vs. Penn (C)

► Batted .333 (3-for-9) in last Saturday's doubleheader sweep of UMBC ... scored three runs, had two doubles, and drew a pair of walks ... registered one hit over 12 at-bats in season-opening series against No. 17 Duke, where he snapped his 0-for-11 start to season with eighth-inning single in Feb. 23 loss.

► Named Ivy League Rookie of the Year in 2024, becoming third Cornell player to earn honor (**BILL WALKENBACH** - 1995; **KELLEN URBON** - 2012) ... also received First Team All-Ivy honors, serving as lone freshman to earn distinction ... sixth Cornell freshman named First Team All-EIBL or All-Ivy since 1976 — the first year freshman were eligible to play varsity baseball — joining **GREG MYERS** (1979), **JOHN DeGIOVANNI** (1980), Walkenbach (1995), **JUSTIN MILO** (2007), and Urbon (2012) ... started 29 of 30 appearances (20 starts at C, nine as DH) ... concluded season batting .362 with .492 on-base percentage and .714 slugging percentage (1.231 OPS) with two doubles, one triple, 11 home runs, and 43 RBI ... 11 HR were most by Cornell freshman in program history; became fourth Big Red player to hit 10-plus HR in season (12, **CHRIS CRUZ** - 2012; 11, **ERIC KIRBY** - 1995; **ERIK RICO** - 2002) ... 43 RBI tied **GUY LEACH** (1988) for second-most in program history, two shy of **PETE WATZKA**'s program record (45 in 1971) ... fifth-highest on-base percentage (.492) by Cornell player with at least 80 ABs714 slugging percentage marked second time in program history a player had at least a .700 slugging percentage (min. 80 ABs) ... trailing Rico's .768 figure in 2002 ... finished within top 10 among Ivy League hitters in on-base percentage and OPS (2nd), batting average and slugging percentage (3rd), home runs and RBI (T-5th), and hit by pitches (T-6th) ... drove in Ivy League-leading 30 RBI in conference games and hit seven of 11 HR against Ancient Eight opponents, tied for third-most in league ... opened collegiate career with two-hit effort and solo HR against Georgia Tech (Feb. 24) ... drove in season-high six RBI against Dartmouth (March 30) in 3-for-5 effort with two HR — one of which was a grand slam ... went 4-for-9 with three HR and nine RBI in series against Dartmouth (March 30-31), en route to earning first of three Ivy League Rookie of the Week honors ... logged six RBI while going 6-for-13 in series against Penn (April 13-14), earning first of two consecutive Rookie of the Week accolades ... collected at least one RBI in 10 consecutive games from April 7-27, amassing 15 RBI during stretch ... registered four three-hit games throughout season, including both games of final day of Ivy League Tournament against Penn (May 20) ... drove in three-plus RBI in six games (four three-RBI games, one four-RBI game, one six-RBI game) ... caught six of 25 runners stealing on season (24.0 percent) ... registered .972 fielding percentage (four errors in 142 fielding chances).

#20 KEVIN HAGER | SO. | INF | R/R

2025: .357 / .524 / .643 / 1.167 | 1 HR | 6 RBI | 0 SB

MARCH 1 (G2) AT UMBC: 2-3, 2 R, 2B, 4 RBI

SERIES VS. UMBC: 2-8, 2 R, 2B, 4 RBI, 2 BB, SO

vs. LHP: .333 (2-for-6, 1 HR)

ACTIVE HIT STREAK: 1 G (2-3, .667)

ROAD TRIP: 5-14 (.357), 6 R, 2B, HR, 6 RBI, 3 BB, 3 HBP

vs. RHP: .375 (3-for-8, 0 HR)

LAST ERROR: 6 G, 5/20/24 vs. Penn (SS)

► Batted .250 (2-for-8) in last Saturday's doubleheader sweep of UMBC ... scored two runs, had a double, and drove in career-high four RBI in nightcap victory ... named Ivy League Player of the Week on Feb. 24 after igniting Cornell to its season-opening upset victory over No. 17-ranked Duke (Feb. 21) ... leadoff HR in third inning was first of 10 unanswered runs scored by Big Red in 11-8 win ... batted .500 (3-for-6) with HR and two RBI while leading team in runs scored (4) and drew three HBP.

► Started 21 of 23 appearances in 2024, all of which came at shortstop ... batted .241 with one double, four home runs, and 12 RBI ... six of his 12 RBI on season came during Ivy League Tournament, earning spot on Ivy League All-Tournament team ... concluded campaign on season-high five-game hit streak ... posted first collegiate extra-base hit (RBI double) against Richmond (March 16) ... registered first collegiate home run — the first three consecutive Cornell home runs — against Dartmouth in nightcap of March 30 twin bill ... other three home runs came against Penn on April 14 in regular season and May 19 and May 20 in Ivy League Tournament games ... committed four errors in 92 fielding chances (.957 fielding percentage) ... brother, Frank Jr., played baseball at Cornell for four years (2009-12) prior to serving as an assistant coach for seven years (2016-22).

#22 JAKOBI DAVIS | SR. | OF | L/L

2025: .313 / .500 / .500 / 1.000 | 0 HR | 3 RBI | 1 SB

MARCH 1 (G2) AT UMBC: 1-4, 2 R, 2B, BB, 2 SO

SERIES VS. UMBC: 1-8, 2 R, 2B, RBI, 2 BB, 3 SO

vs. LHP: .667 (4-for-6, 0 HR)

ACTIVE HIT STREAK: 1 G (1-4, .250)

ROAD TRIP: 5-16 (.313), 3 R, 2B, 3B, 3 RBI, 5 BB, 5 SO, SB

vs. RHP: .100 (1-for-10, 0 HR)

LAST ERROR: 55 G, 4/8/23 vs. Brown (CF)

► Went 1-for-8 at the plate in last Saturday's doubleheader sweep of UMBC ... scored two runs with a double and RBI ... went 4-for-8 with a triple, two RBI, and stealing a base in season-opening series against No. 17-ranked Duke.

► Reached base safely in each of last 13 games, dating back to last season ... slashing .317/.442/.463/.906 with nine runs scored, two doubles, two triples, six RBI, three steals, while drawing nine walks and striking out just eight times during stretch.

► All 35 of appearances in 2024 were starts in CF ... batted .265 with four doubles, two triples, three home runs, and 14 RBI ... successful on five of seven steal attempts ... went 3-for-4 against Penn (April 14), matching single-game high for hits ... recorded both triples on the road against JMU (March 3) and Brown (May 4) ... two of three HR occurred at Booth Field; first HR was final blast of three consecutive HR hit against Dartmouth in nightcap of March 30 twin bill ... did not register an error in his 71 fielding opportunities.

#30 WILLIAM JAUN | SR. | 1B/LHP | L/L

2025: .000 / .000 / .000 | 0 HR | 0 RBI | 0 SB

MARCH 1 (G2) AT UMBC: DID NOT PLAY

SERIES VS. UMBC: 0-0

vs. LHP: .000 (0-for-0, 0 HR)

ACTIVE HIT STREAK: 2 G (2-7, .286)

ROAD TRIP: 0-0

vs. RHP: .000 (0-for-0, 0 HR)

LAST ERROR: 9 G, 3/16/24 at Richmond (1B)

► Lone two appearances of season have come out of bullpen, which includes registering a save in last Saturday's opener at UMBC.

► Registered 19 at-bats over first month of season before sustaining injury that forced him out of action for a month ... went 3-for-19 at the plate over first month of season, recording a double (Georgia Tech - Feb. 24) and RBI (Georgetown - March 10) ... father, Gregory, played four years of baseball at Notre Dame (1980-83) ... brother, Eric, was outfielder at Babson (2016-19).

#31 RYAN DILLON | FR. | C | R/R

2025: .000 / .000 / .000 | 0 HR | 0 RBI | 0 SB

MARCH 1 (G2) AT UMBC: DID NOT PLAY

SERIES VS. UMBC: DID NOT PLAY

vs. LHP: .000 (0-for-1, 0 HR)

ACTIVE HIT STREAK: 0 G (0-1)

ROAD TRIP: 0-1, SO

vs. RHP: .000 (0-for-0, 0 HR)

LAST ERROR: 0 G

► Did not play in last Saturday's doubleheader at UMBC ... made collegiate debut against No. 17-ranked Duke (Feb. 23), serving as PH in ninth inning.

► Earned four varsity letters in baseball at Marlborough HS, where he was a three-year captain and named Team MVP on three occasions ... named to *Worcester Telegram & Gazette* All-Star team in 2024 ... three-time honoree to Mid-Wach All-Star teams, earning second-team honors in 2022 and first-team honors in 2023 and 2024, and was named league MVP in 2024 ... received Preseason All-American honorable mention honors from Perfect Game in 2023 (underclassmen) and 2024 ... member of National Honor and Business Honor Societies ... volunteered with Unified Basketball and Best Buddies for all four years of high school ... played travel baseball for four years with the Nokona Chiefs.

2025 GAME-BY-GAME BATTING STATISTICS

DATE	OPPONENT	W/L	SCORE	AB	R	H	RBI	2B	3B	HR	TB	BB	IBB	SB	C	HBP	SH	SF	GDP	SO	AVG	OBP	SLG	OPS	
2/21	at Duke	W	11-8	38	11	11	10	3	1	2	22	5	0	2	0	2	1	1	0	8	.289	.391	.579	.970	
2/22	at Duke	L	2-16	31	2	6	2	1	0	0	7	5	0	1	0	2	0	0	1	12	.246	.369	.420	.789	
2/23	at Duke	L	1-18	34	1	8	1	1	0	0	9	2	0	0	0	3	0	0	1	9	.243	.358	.369	.727	
DUKE SERIES		1-2	14-42	103	14	25	13	5	1	2	38	12	0	3	0	7	1	1	2	29	.243	.358	.369	.727	
3/1	at UMBC	W	8-7	41	8	9	8	1	0	2	16	8	0	1	1	0	0	0	1	8	.236	.355	.375	.730	
3/1	at UMBC	W	16-13	36	16	11	15	4	0	3	24	11	0	1	0	0	0	0	1	8	.250	.379	.433	.812	
UMBC SERIES		2-0	24-20	77	24	20	23	5	0	5	40	19	0	2	1	0	0	0	2	16	.260	.406	.519	.926	
3/7	vs. Michigan State																								
3/8	vs. UAB																								
3/9	at Winthrop																								
FIRST PITCH INVITE STATS																									
3/15	at Towson																								
3/15	at Towson																								
3/16	at Towson																								
TOWSON SERIES																									
3/22	at Yale																								
3/22	at Yale																								
3/23	at Yale																								
YALE SERIES																									
3/25	at Binghamton																								
3/29	BROWN																								
3/29	BROWN																								
3/30	BROWN																								
BROWN SERIES																									
4/5	at Columbia																								
4/5	at Columbia																								
4/6	at Columbia																								
COLUMBIA SERIES																									
4/8	at Bucknell																								
4/12	PENN																								
4/12	PENN																								
4/13	PENN																								
PENN SERIES																									
4/15	at Binghamton																								
SEASON VS. BINGHAMTON																									
4/19	at Harvard																								
4/19	at Harvard																								
4/20	at Harvard																								
HARVARD SERIES																									
4/26	at Dartmouth																								
4/26	at Dartmouth																								
4/27	at Dartmouth																								
DARTMOUTH SERIES																									
4/29	at Binghamton																								
SEASON VS. BINGHAMTON																									
5/3	PRINCETON																								
5/3	PRINCETON																								
5/4	PRINCETON																								
PRINCETON SERIES																									

2025 BIG RED HOME RUNS

PLAYER	HR	vL	vR	ROAD/		RUNNERS ON				OUTS			TIED		GO	DIRECTION					TEAM	LAST HR		ABs
				HOME	NEUTRAL	0	1	2	3	0	1	2	GAME	AHEAD		LF	LC	CF	RC	RF		W-L	DATE / OPPONENT	PITCHER
Mason Barela	—	—	—	—	—	—	—	—	—	—	—	—	—	—	—	—	—	—	—	—	—	—	—	—
Tyler Beaulieu	—	—	—	—	—	—	—	—	—	—	—	—	—	—	—	—	—	—	—	—	—	—	—	—
Owen Carlson	—	—	—	—	—	—	—	—	—	—	—	—	—	—	—	—	—	—	—	—	—	5/1/24 at Binghamton	Sajeski	16
Jakobi Davis	—	—	—	—	—	—	—	—	—	—	—	—	—	—	—	—	—	—	—	—	—	4/20/24 vs. Yale	Richardson	52
Ryan Dillon	—	—	—	—	—	—	—	—	—	—	—	—	—	—	—	—	—	—	—	—	—	—	—	—
Kevin Hager	1	1	—	—	1	1	—	—	—	1	—	—	—	1	—	1	—	—	—	—	1-0	2/21/25 at Duke	Johnson	13
William Jaun	—	—	—	—	—	—	—	—	—	—	—	—	—	—	—	—	—	—	—	—	—	—	—	—
Max Jensen	3	1	2	—	3	3	—	—	—	3	—	—	—	—	—	1	1	—	—	1	2-0	3/1/25 (G2) at UMBC	Ho	1
Luke Johnson	1	—	1	—	1	—	—	1	—	1	—	—	—	—	1	1	—	—	—	—	1-0	3/1/25 (G2) at UMBC	Bell	3
Jackson Marko	—	—	—	—	—	—	—	—	—	—	—	—	—	—	—	—	—	—	—	—	—	—	—	—
Kyle Musser	1	—	1	—	1	—	1	—	—	—	—	1	—	—	—	1	—	—	—	—	1-0	3/1/25 (G1) at UMBC	Robinson	8
Ryan Porter	—	—	—	—	—	—	—	—	—	—	—	—	—	—	—	—	—	—	—	—	—	4/28/23 vs. Penn	Zaffiro	35
Mark Quatrani	—	—	—	—	—	—	—	—	—	—	—	—	—	—	—	—	—	—	—	—	—	5/19/24 vs. Penn	Tobin	29
John Quinlan	—	—	—	—	—	—	—	—	—	—	—	—	—	—	—	—	—	—	—	—	—	4/20/24 vs. Yale	Shaw	79
Jayden Shin	—	—	—	—	—	—	—	—	—	—	—	—	—	—	—	—	—	—	—	—	—	—	—	—
TJ Swidorski	—	—	—	—	—	—	—	—	—	—	—	—	—	—	—	—	—	—	—	—	—	2/25/23 at JMU	Murphy	113
Beck Urofsky	—	—	—	—	—	—	—	—	—	—	—	—	—	—	—	—	—	—	—	—	—	—	—	—
Matthew Walters	—	—	—	—	—	—	—	—	—	—	—	—	—	—	—	—	—	—	—	—	—	—	—	—
Caden Wildman	1	—	1	—	1	—	1	—	—	—	1	—	—	—	1	—	—	—	—	—	1-0	3/1/25 (G1) at UMBC	Robinson	4

LEADOFF HR (0)

PLAYER (CAREER NO.) DATE / OPP

BACK-2-BACK HR (0)

PLAYERS DATE / OPP

2-HR GAMES (1)

PLAYER (CAREER NO.) DATE / OPP

Max Jensen (1) 3/1 (G2) at UMBC

GRAND SLAMS (0)

PLAYER (CAREER NO.) DATE / OPP

BIG RED MISCELLANEOUS BATTING

PLAYER	MULTI-HIT GAMES						MULTI-RBI GAMES						HIT STREAKS						HITS	
	2	3	4	5+	TOTAL	CAREER	2	3	4	5+	TOTAL	CAREER	5-9	10-14	15+	ACTIVE	2025 HIGH	CAREER HIGH	INFIELD	BUNT
Mason Barela	—	—	—	—	—	—	—	—	—	—	—	—	—	—	—	1	—	—	—	—
Tyler Beaulieu	—	—	—	—	—	—	—	—	—	—	—	—	—	—	—	—	—	—	—	—
Owen Carlson	1	—	—	—	1	4	—	—	—	—	—	—	—	—	—	2	2 (2/23 - Pres.)	2, (3x), Last: 2025	1	1
Jakobi Davis	1	—	—	—	1	16	1	—	—	—	1	10	—	—	—	1	3, (2/21 - Pres.)	7, 2024-25	2	—
Ryan Dillon	—	—	—	—	—	—	—	—	—	—	—	—	—	—	—	—	—	—	—	—
Kevin Hager	2	—	—	—	2	7	1	—	1	—	2	5	—	—	—	1	—	6, 2024-25	—	—
William Jaun	—	—	—	—	—	—	—	—	—	—	—	—	—	—	—	2	—	2, 2024	—	—
Max Jensen	1	1	—	—	2	38	2	—	—	—	2	23	—	—	—	2	2, (2/21 - 2/22)	20, 2024-25	—	—
Luke Johnson	2	—	—	—	2	6	1	1	—	—	2	4	—	—	—	2	2, (2x), Last: (3/1 - Pres.)	5, 2024	1	—
Jackson Marko	—	—	—	—	—	—	—	—	—	—	—	—	—	—	—	—	—	—	—	—
Kyle Musser	1	—	—	—	1	4	2	—	—	—	2	5	—	—	—	0	—	4, (2x), Last: 2024	—	—
Ryan Porter	—	—	—	—	—	12	—	—	—	—	—	9	—	—	—	0	—	4, 2022-23	—	—
Mark Quatrani	1	—	—	—	1	13	—	—	—	—	—	11	—	—	—	3	3, (2/23 - Pres.)	10, 2024	—	—
John Quinlan	—	—	—	—	—	27	2	—	—	—	2	9	—	—	—	1	—	9, 2024	—	—
Jayden Shin	—	—	—	—	—	—	—	—	—	—	—	—	—	—	—	—	—	—	—	—
TJ Swidorski	—	—	—	—	—	7	—	1	—	—	1	4	—	—	—	1	—	3, 2023	—	—
Beck Urofsky	—	—	—	—	—	—	—	—	—	—	—	—	—	—	—	—	—	—	—	—
Matthew Walters	—	—	—	—	—	—	—	—	—	—	—	—	—	—	—	—	—	—	—	—
Caden Wildman	—	—	—	—	—	8	1	—	—	—	1	6	1	—	—	5	5, (2/21 - Pres.)	11, 2024	—	—

Bold denotes active streak

BIG RED 2025 BATTING SPLITS

	AB	R	H	2B	3B	HR	RBI	BB	SO	AVG	OBP	SLG	OPS
TOTALS	180	38	45	10	1	7	36	31	45	.250	.379	.433	.812
Home	—	—	—	—	—	—	—	—	—	—	—	—	—
Away	180	38	45	10	1	7	36	31	45	.250	.379	.433	.812
Neutral	—	—	—	—	0	—	—	—	—	—	—	—	—
Day	180	38	45	10	1	7	36	31	45	.250	.379	.433	.812
Night	—	—	—	—	0	—	—	—	—	—	—	—	—
February	103	14	25	5	1	2	13	12	29	.243	.358	.369	.727
March	77	24	20	5	—	5	23	19	16	.260	.406	—	—
April	—	—	—	—	—	—	—	—	—	—	—	—	—
May	—	—	—	—	—	—	—	—	—	—	—	—	—

BIG RED LINEUP PRODUCTION

	AB	R	H	2B	3B	HR	RBI	BB	SO	AVG	OBP	SLG	OPS
1st	24	2	3	1	0	0	4	4	6	.125	.250	.167	.417
2nd	24	2	3	0	0	1	5	3	6	.125	.250	.250	.500
3rd	21	5	7	1	0	3	5	4	3	.333	.440	.810	1.250
4th	21	4	4	2	0	0	0	3	4	.190	.292	.286	.578
5th	19	4	4	3	0	0	2	3	8	.211	.318	.368	.686
6th	15	6	7	0	1	1	4	7	4	.467	.652	.800	1.452
7th	15	6	5	1	0	1	6	4	2	.333	.522	.600	1.122
8th	19	6	6	1	0	0	4	3	7	.316	.435	.368	.803
9th	22	3	6	1	0	1	6	0	5	.273	.304	.455	.759

DAILY BATTING LOGS

PLAYER	2/23 at DUKE	2/24 at DUKE	2/25 at DUKE	3/1 (1) at UMBC	3/1 (2) at UMBC	3/8 vs. MSU	3/9 vs. UAB	3/10 at WIN	3/15 (1) at TOW	3/15 (2) at TOW	3/16 at TOW	3/22 (1) at YALE	3/22 (2) at YALE	3/23 at YALE
Mason Barela		k	1											
Tyler Beaulieu														
Owen Carlson	kk11c	kho	1ok	1owk										
Jakobi Davis	ow13w	ko1	hw1k	okoew	w2ckk									
Ryan Dillon			k											
Kevin Hager	4hchF	kwd	11h	koooo	c2w1w									
William Jaun														
Max Jensen	o24oo	o1wo	koow	oo1wow	14e4d									
Luke Johnson	eo12o	koh1	cok	k1eo1	k4oek									
Jackson Marko														
Kyle Musser	oodewo	oo1dk	hooook	14kkew	kokowo									
Ryan Porter		w	o											
Mark Quatrani	kowko	okko	doo1	o1o2wo	owc2e									
John Quinlan	oowo1k	kkwok	2oooo	ooedow	kce1wo									
Jayden Shin														
TJ Swidorski		1	c	e	wwk2o									
Beck Urofsky														
Matthew Walters														
Caden Wildman	kobe2	2woo	kkk1	o4wkk	ww1wc									

KEY: 1-Single, 2-Double, 3-Triple, 4-Home Run, o-Out, k-Strikeout, w-Walk, W-Int. Walk, h-Hit by Pitch, e-Reached on Error, b-Sac Bunt, F-Sac Fly, c-Fielder's Choice, d-Double Play;
NOTE: Shading denotes started game; read left-to-right for first-to-last AB.

BIG RED W-L RECORD BY LINEUP CARD

PLAYER	BATTING ORDER (STARTS)									BY POSITION (STARTS)								
	1ST	2ND	3RD	4TH	5TH	6TH	7TH	8TH	9TH	C	1B	2B	3B	SS	LF	CF	RF	DH
Mason Barela	—	—	—	—	—	—	—	—	—	—	—	—	—	—	—	—	—	—
Tyler Beaulieu	—	—	—	—	—	—	—	—	—	—	—	—	—	—	—	—	—	—
Owen Carlson	—	—	—	—	—	—	—	2-2	—	—	—	2-2	—	—	—	—	—	—
Jakobi Davis	—	—	—	—	—	3-2	—	—	—	—	—	—	—	—	—	3-2	—	—
Ryan Dillon	—	—	—	—	—	—	—	—	—	—	—	—	—	—	—	—	—	—
Kevin Hager	—	—	—	—	—	—	3-2	—	—	—	—	—	—	3-2	—	—	—	—
William Jaun	—	—	—	—	—	—	—	—	—	—	—	—	—	—	—	—	—	—
Max Jensen	—	—	3-2	—	—	—	—	—	—	—	3-2	—	—	—	—	—	—	—
Luke Johnson	—	—	—	—	—	—	—	—	3-2	—	—	—	3-2	—	—	—	—	—
Jackson Marko	—	—	—	—	—	—	—	—	—	—	—	—	—	—	—	—	—	—
Kyle Musser	—	3-2	—	—	—	—	—	—	—	—	—	—	—	—	—	—	—	3-2
Ryan Porter	—	—	—	—	—	—	—	—	—	—	—	—	—	—	—	—	—	—
Mark Quatrani	—	—	—	3-2	—	—	—	—	—	3-2	—	—	—	—	—	—	—	—
John Quinlan	3-2	—	—	—	—	—	—	—	—	—	—	—	—	—	3-2	—	—	—
Jayden Shin	—	—	—	—	—	—	—	—	—	—	—	—	—	—	—	—	—	—
TJ Swidorski	—	—	—	—	—	—	—	1-0	—	—	—	1-0	—	—	—	—	—	—
Beck Urofsky	—	—	—	—	—	—	—	—	—	—	—	—	—	—	—	—	—	—
Matthew Walters	—	—	—	—	—	—	—	—	—	—	—	—	—	—	—	—	—	—
Caden Wildman	—	—	—	—	3-2	—	—	—	—	—	—	—	—	—	—	—	3-2	—

RUNS BY INNING

	1	2	3	4	5	6	7	8	9	10	11	12	13	14	15	TOTAL
BIG RED	0	2	11	3	9	3	7	2	0	1	—	—	—	—	—	38
OPPONENTS	9	5	2	3	17	6	9	11	0	0	—	—	—	—	—	62
DIFFERENCE	-9	-3	+9	0	-8	-3	-2	-9	0	+1	—	—	—	—	—	-24

VICTORY MARGIN

	1	2	3	4	5	6	7	8	9	10	11	12	13	14	15+
BIG RED	1	—	2	—	—	—	—	—	—	—	—	—	—	—	—
OPPONENTS	—	—	—	—	—	—	—	—	—	—	—	—	—	1	1

BIG RED COMEBACK VICTORIES

DATE / OPPONENT	DEFICITS
3/1 (G1) at UMBC	Trailed 1-0 after 1st; 3-0 after 2nd; 4-2 after 3rd
3/1 (G2) at UMBC	Trailed 7-0 after 1st; 7-2 after 2nd

BIG RED MULTI-RUN INNINGS

	TIMES	LAST TIME
2 Runs	5	3/1 (G2) at UMBC (2nd inning, 0 hits)
3 Runs	1	2/21 at Duke (6th inning, 4 hits)
4 Runs	0	—
5 Runs	1	3/1 (G2) at UMBC (5th inning, 4 hits)
6 Runs	1	2/21 at Duke (7th inning, 4 hits)
7 Runs	0	—
8 Runs	1	3/1 (G2) at UMBC (3rd inning, 4 hits)
9 Runs	0	—
10+ Runs	0	—



2025 TEAM STATISTICS (as of 3/6/25)

	STAT	NCAA	IVY
BASE ON BALLS	31	274th	2nd
BATTING AVERAGE	.244	223rd	2nd
DOUBLE PLAYS	5	219th	3rd
DOUBLE PLAYS / GAME	1.00	24th	2nd
DOUBLES	10	279th	3rd
DOUBLES / GAME	2.00	88th	2nd
EARNED RUN AVERAGE	12.64	294th	7th
FIELDING PERCENTAGE	.989	3rd	1st
HIT BATTERS	6	292nd	7th
HIT BY PITCH	7	278th	3rd
HITS	44	290th	3rd
HITS ALLOWED / 9 INN.	10.07	170th	2nd
HOME RUNS	7	198th	1st
HOME RUNS / GAME	1.40	50th	1st
ON-BASE PERCENTAGE	.374	163rd	1st
RUNS	38	274th	2nd
SACRIFICE BUNTS	1	251st	4th
SACRIFICE FLIES	1	264th	5th
SCORING	7.6	88th	1st
SHUTOUTS	—	—	—
SLUGGING PCT.	.428	137th	1st
STOLEN BASES	5	262nd	2nd
STOLEN BASES / GAME	1.00	168th	2nd
SO/BB RATIO	0.74	292nd	8th
STRIKEOUTS / 9 INN.	7.9	198th	3rd
TRIPLE PLAYS	—	—	—
TRIPLES	1	205th	3rd
TRIPLES / GAME	0.20	142nd	3rd
WHIP	2.31	282nd	5th
WIN PERCENTAGE	.600	103rd	1st
WALKS / 9 INN.	10.71	295th	8th

2025 INDIVIDUAL LEADERS (as of 3/6/25)

	STAT	NCAA	IVY
BASE ON BALLS PER GAME			
Jakobi Davis	1.00	82nd	1st
Caden Wildman	1.00	82nd	1st
HIT BY PITCH PER GAME			
Kevin Hager	0.60	36th	1st
HITS ALLOWED PER NINE INNINGS			
Carson Mayfield	4.50	49th	2nd
HOME RUNS PER GAME			
Max Jensen	0.60	10th	1st
RUNS PER GAME			
Caden Wildman	1.40	70th	1st
SACRIFICE BUNTS PER GAME			
Caden Wildman	0.20	91st	3rd
SAVES			
William Jaun	1	123rd	2nd
SLUGGING PERCENTAGE			
Max Jensen	.850	40th	1st
TOUGHEST TO STRIKE OUT			
Max Jensen	10.0	143rd	2nd
TRIPLES			
Jakobi Davis	1	92nd	1st
TRIPLES PER GAME			
Jakobi Davis	0.20	25th	1st
WHIP			
Carson Mayfield	1.00	144th	3rd

SHOWING "GRIT AND GUTS"

► The season-long theme for the Cornell baseball team in 2025 is to show "grit and guts."

► Cornell exemplified that in the nightcap of last Saturday's twin bill with UMBC in Baltimore, avenging a 7-0 first-inning deficit to defeat the Retrievers, 16-13, in a seven-inning contest. The comeback was the Big Red's second time avenging a seven-run deficit in as many years as it trailed Yale, 8-0, going into the bottom of the eighth of the first game of an April 20 twin bill and prevailed in 10 innings, 10-9.

► Through the completion of Wednesday's games, Cornell is one of 16 Division I programs that has overcome a deficit of at least seven runs this season, and is the lone team to have won after trailing by at least seven runs after the first inning.

► Seven of the 16 comebacks from seven-plus-run deficits have featured teams trailing by at least seven runs in the second inning or earlier. Joining Cornell in the achieving the feat includes: Alabama (trailed 10-0 to Ohio State after top of second), Alabama A&M (trailed 9-1 after top of second to Grambling), Rhode Island (trailed 14-6 after second inning to William & Mary), Louisiana (trailed 8-1 to Texas Southern after top of second), Ball State (trailed 7-0 to Sacramento State after second inning), and Saint Mary's (trailed 7-0 after top of second against San Diego State).

IVY LEAGUE PRESEASON POLL

► The Ivy League preseason poll was announced Feb. 18 with Columbia pitted as the unanimous favorite following a vote of two representatives from each of the eight Ivy League programs (16 total voters).

► Penn was picked to finish second, serving as the lone other Ancient Eight program to receive over 100 points. Cornell was tabbed third while Princeton was selected to finish fourth, rounding out the projected second annual Ivy League Tournament, which will be held at the No. 1 seed.

► Rounding out the poll was Yale (69 points), Harvard (59 points), Dartmouth (30 points), and Brown (21 points).

► Cornell's third-place projection is the program's highest preseason ranking in the annual Ivy League's preseason poll since its inception in 2018.

QUATRANI HONORED BY D1BASEBALL

► Sophomore catcher **MARK QUATRANI** was honored by D1Baseball.com with preseason honors, being selected as one of the top 50 catchers in Division I baseball on Jan. 28.

► Quatrani, fresh off being named the Ivy League's Rookie of the Year last year, came in ranked at No. 39 on the list after posting a .362 batting average in his first year with the Big Red. Paired with his batting average, Quatrani registered a 1.206 OPS (.492 on-base percentage and .714 slugging percentage) after blasting 11 home runs and driving in 43 runs, both figures serving as team-highs.

► Among the 50 players named to the preseason list, Quatrani was the lone representative from the Ivy League and one of 12 sophomores honored, three of which were redshirt sophomores. Quatrani was one of 18 non-Power Four catchers named to the list

► Of the 49 players that played college baseball last season, Quatrani had the highest OPS (1.206) of any player named to the list, with his figure being 31 points higher than Virginia's Jacob Ference (1.175). Quatrani also had the third-highest batting average of those named, trailing Bowling Green sophomore Garrett Wright (.380) and Oklahoma junior Easton Carmichael (.366).

STARTING OFF STRONG

► Sophomore catcher **MARK QUATRANI** had one of the highest batting averages by a freshman in Cornell program history last season.

► Since freshmen were first eligible to play for the Big Red beginning with the 1976 season, Quatrani's .366 batting average last year ranked as the third-highest by a first-year player in program history, with a minimum of 80 at-bats, only trailing **BRIAN BILLIGEN** (.404 in 2009) and **TERRY BIRRER** (.379 in 1982).

► Quatrani became one of five players to have hit at least .360 in their first collegiate season with the Big Red, joining Billigen, Birrer, former Big Red infielder and head coach **BILL WALKENBACH** (.363 in 1995), and infielder **ANDREW LURIA** (.363 in 1999).

NCAA LEADERS

7+ RUN COMEBACKS BEFORE 3RD INN.

This Season (as of 3/6/25)

SCHOOL	OPPONENT	DEFICIT
Alabama	Ohio State	10-0 — T2
Alabama A&M	Grambling	9-1 — T2
Rhode Island	William & Mary	14-6 — B2
Louisiana	Texas Southern	8-1 — T2
Ball State	Sacramento St.	7-0 — B2
Saint Mary's	San Diego State	7-0 — T2
► Cornell	UMBC	7-0 — B1

IVY PRESEASON POLL

2025 IVY LEAGUE PRESEASON POLL

Two Votes Per Program

SCHOOL (First-Place Votes)	POINTS
1. Columbia (16)	128
2. Penn	101
► 3. Cornell	88
4. Princeton	80
5. Yale	69
6. Harvard	59
7. Dartmouth	30
8. Brown	21

CORNELL RECORD BOOK

TOP BATTING AVG. BY FRESHMAN (Min. 80 ABs)
Cornell Program History

PLAYER	SEASON	AB	H	AVG
Brian Billigen	2009	114	46	.404
Terry Birrer	1982	116	44	.379
► Mark Quatrani	2024	105	38	.366
Bill Walkenbach	1995	146	53	.3630
Andrew Luria	1999	113	41	.3628

BIG RED TRENDS

CATEGORY	2025	UNDER PEPICELLI	STREAK
Overall	3-2	104-169-1	Won 2
Ivy League Games	0-0	57-88	Won 1
Non-Conference Games	3-2	47-81-1	Won 2
vs. Power 4 Opponent	1-2	4-25	Lost 2
vs. Non-Power 4 Opponent	2-0	43-56-1	Won 2
Home Games	0-0	34-49-1	Lost 4
Away Games	3-2	63-112	Won 2
Neutral Site Games	0-0	7-8	Lost 2
Day Games <small>(before 5 p.m.)</small>	3-2	99-161-1	Won 2
Night Games <small>(5 p.m. or later)</small>	0-0	5-8	Lost 1
February	1-2	2-21	Lost 2
March	2-0	37-60	Won 6
April	0-0	51-74-1	Lost 4
May	0-0	14-14	Lost 2
Cornell Scores 0-2 Runs	0-2	7-75	Lost 20
Cornell Scores 3-5 Runs	0-0	24-61-1	Lost 2
Cornell Scores 6-9 Runs	1-0	38-30	Won 1
Cornell Scores 10+ Runs	2-0	35-3	Won 2
Cornell Allows 0-2 Runs	0-0	35-8	Won 6
Cornell Allows 3-5 Runs	0-0	38-35-1	Won 5
Cornell Allows 6-9 Runs	2-0	27-65	Won 5
Cornell Allows 10+ Runs	1-2	4-61	Won 1
Leading after Six Innings	2-0	77-13	Won 2
Trailing after Six Innings	0-2	21-144	Lost 2
Tied after Six Innings	1-0	6-12-1	Won 1
Leading after Seven Innings	2-0	70-8	Won 2
Trailing after Seven Innings	0-2	15-134	Lost 9
Tied after Seven Innings	0-0	7-8-1	Won 1
Leading after Eight Innings	1-0	74-4	Won 3
Trailing after Eight Innings	0-2	7-138	Lost 9
Tied after Eight Innings	1-0	9-8-1	Won 2
Big Red With No Home Runs	0-2	36-108	Lost 10
Big Red Hit a Home Run	3-0	68-61-1	Won 3
Hits One Home Run	0-0	39-50-1	Lost 1
Hits Multiple Home Runs	3-0	29-11	Won 3
Big Red Has No Errors	1-2	38-45	Lost 2
Big Red Has an Error	2-0	66-124-1	Won 2
Commits One Error	2-0	39-47-1	Won 5
Commits Multiple Errors	0-0	27-77	Lost 1
Out-hit Opponent	2-0	81-24	Won 2
Out-hit by Opponent	1-2	17-136-1	Won 1
Hits Equal	0-0	6-9	Won 1
Big Red Scores First	1-0	63-53-1	Won 2
Opponent Scores First	2-2	41-116	Won 2
Extra-Inning Games	1-0	8-11-1	Won 1
One-Run Games	1-0	27-35	Won 2
Two-Run Games	0-0	20-23	Lost 1
Five-Plus-Run Games	0-2	30-78	Lost 3
Shutouts	0-0	6-20	Lost 5

ALL-IVY AWARDS

► Last season, current seniors **MAX JENSEN** and **JOHN QUINLAN** were unanimously voted First Team All-Ivy last season, while current sophomore catcher **MARK QUATRANI** was also voted a first-team selection along with being tabbed the conference's Rookie of the Year.

► Quatrani's Rookie of the Year award signified just the third time in program history that a Cornell player was honored with been tabbed the conference's top newcomer. Only infielder **BILL WALKENBACH** (1995) and pitcher **KELLON URBON** (2012) were the previous Big Red players to receive the honor.

► The trio of First Team All-Ivy selections signified the fifth overall time (1969, 1971, 1977, 1982, 2024) that Cornell has had at least three first-team all-league players since first being instituted in 1960. **MIKE BRANCA** (first base), **MARLIN MCPHAIL** (second base), **JOHN DEMAYO** (outfield), and **GREG MYERS** (pitcher) all received First Team All-EIBL honors in the last instance Cornell had at least three first-team all-league selections.

DIGGING THE LONG BALL

► Cornell hit 52 home runs last season, marking the most by the Big Red in a single season in the program's 153-year history, besting the previous mark of 38 set during the 2009 season.

► Freshman catcher **MARK QUATRANI** led the Big Red in home runs last season with 11, tying **ERIC KIRBY** (1995) and **ERIK RICO** (2002) for the second-most blasts in a season. The 11 home runs by a freshman broke a 29-year record held by former infielder **BILL WALKENBACH** — who later became the Big Red's head coach from 2009-15 — after he hit six home runs in 1996.

► Quatrani enters the 2025 campaign five home runs shy of matching Kirby, **RAUL GOMEZ** (1998-01), and **ANDREW LURIA** (1999-02) for the ninth-most home runs in program history. **CHRIS CRUZ** assumes the program record for home runs (25 from 2011-14).

► Speaking of Quatrani, he registered the team's single-season record for home runs with a leadoff blast in Cornell's 14-11 setback in the opener of a twin bill with Columbia last April 27 at Booth Field in Ithaca.

► Of the 52 home runs hit last season by Cornell, eight came on the power of grand slams, the most in a season on record in program history. The grand slam total matched the combined output over the previous nine years combined.

WHEN IT RUNS, IT POURS

► Cornell scored 270 runs across its 38 games last season, computing to a 7.11 runs per game average, ranking 117th nationally.

► The Big Red's 7.11 runs per game average was its highest clip in a single season since 1901, when Cornell scored 180 runs in 24 games (7.50 runs per game). Last year's average also ranked as the fourth-highest scoring year in Cornell history with at least 20 games played.

► Last season's 270 runs scored was the 31st time in Cornell's 153-year history of the baseball program that it scored at least 200 runs in a season. The 270 runs were the third-most by the Big Red in a single season and was its highest run total since scoring a program-record 279 times in 2012, Cornell's last time it appeared in the NCAA Tournament.

► Last year, Cornell displayed a knack for scoring runs in bundles, as 225 of its 270 runs came in multi-run innings (83.3 percent of its run production). The Big Red had 66 multi-run innings in 2024 and had registered at least one inning with two-plus runs in 33 of its 38 games played (86.8 percent).

► Since the beginning of the 2022 season, Cornell has had at least one multi-run inning in 92 of its 114 games (80.7 percent). The Big Red has had a multi-run inning in 12 of its last 13 contests, dating back to last season, and the lone contest in which it did not register a multi-run inning came on Feb. 23, when Cornell dropped an 18-1 decision to No. 17-ranked Duke.

CORNELL RECORD BOOK

TRIO OF FIRST TEAM ALL-LEAGUE HONOREES

Program History (Since 1960)

PLAYERS	YEAR
Ed Cott (C), Chris Ritter (OF), Pete Watzka (3B), Bob Witkoski (SS)	1969
Tom Boettcher (3B), Pete Watzka (OF), Bob Witkoski (2B)	1971
Gary Gronowski (P), Dave Johnson (OF), Ken Veenema (2B)	1977
Mike Branca (1B), John DeMayo (OF), Marlin McPhail (2B), Greg Myers (P)	1982
► Max Jensen (1B), Mark Quatrani (C), John Quinlan (OF)	2024

CORNELL RECORD BOOK

MOST HOME RUNS IN SINGLE SEASON

Cornell Program History

RK	SEASON	HRs
► 1.	2024	52
2.	2009	38
3.	1999	35
4.	2001	34
5.	2022	33
6.	1995	30
	2010	30
	2023	30

CORNELL RECORD BOOK

MOST RUNS PER GAME IN A SINGLE SEASON

Cornell Program History (Min. 20 GP)

SEASON	GP	RUNS	RPG
1891	25	232	9.28
1901	24	180	7.50
1900	33	246	7.45
► 2024	38	270	7.11

MOST RUNS SCORED IN A SINGLE SEASON

Cornell Program History

SEASON	GP	RUNS	RPG
2012	49	279	5.69
1984	42	278	6.62
► 2024	38	270	7.11

IVY WEEKLY HONORS

DATE	AWARD	PLAYER (SCHOOL)
Feb. 24	Player	Kevin Hager (Cornell)
	Pitcher	Carson Mayfield (Cornell)
	Rookie	Sebastian Haggard (Penn)
March 3	Player	Max Jensen (Cornell)
	Pitcher	Sean Episcopo (Princeton)
	Rookie	Jack Ohman (Yale)

STANDINGS AND SCHEDULES

as of 3/6/25		IVY LEAGUE				OVERALL					
OPPONENT	W-L	PCT	GB	STREAK	W-L	PCT	STREAK	HOME	AWAY	NEUTRAL	RPI
Cornell	0-0	.000	—	—	3-2	.600	W2	0-0	3-2	0-0	91
Yale	0-0	.000	—	—	4-3	.571	W1	1-0	3-3	0-0	217
Columbia	0-0	.000	—	—	1-6	.143	L6	0-0	1-6	0-0	232
Princeton	0-0	.000	—	—	1-7	.125	W1	0-0	1-5	0-2	154
Dartmouth	0-0	.000	—	—	0-6	.000	L6	0-0	0-6	0-0	177
Harvard	0-0	.000	—	—	0-6	.000	L6	0-0	0-0	0-6	287
Penn	0-0	.000	—	—	0-6	.000	L6	0-0	0-6	0-0	84
Brown	0-0	.000	—	—	0-7	.000	L7	0-0	0-7	0-0	304

LAST WEEK'S RESULTS

Friday, Feb. 28

#10 Virginia 11, Dartmouth 3
#11 Oregon 20, Columbia 11
#12 Wake Forest 3, Princeton 1
Elon 12, Brown 2 (8 inn.)
Maryland 17, Princeton 1
Michigan State 14, Harvard 1 (7 inn.)
The Citadel 2, Yale 0
Troy 11, Penn 1 (7 inn.)

Saturday, March 1

Cornell 8, UMBC 7 (10 inn.)
Cornell 16, UMBC 13 (7 inn.)
#10 Virginia 11, Dartmouth 1 (8 inn.)
#11 Oregon 35-8, Columbia 1-3
Elon 8, Brown 4
Maryland 10, Princeton 7
The Citadel 2, Yale 0
Troy 10, Penn 9
Michigan State 11, Harvard 1 (7 inn.)

Sunday, March 2

Cornell at UMBC, canceled
#10 Virginia 13, Dartmouth 3 (8 inn.)
#11 Oregon 7, Columbia 0
Princeton 7, #12 Wake Forest 6
Elon 5, Brown 0
Michigan State 13, Harvard 3 (7 inn.)
The Citadel 6, Yale 2
Troy 6, Penn 1

THIS WEEK'S RESULTS & SCHEDULE

Tuesday, March 4

Yale 6, Siena 3

Friday, March 7

Cornell vs. Michigan State, 10 a.m.
Columbia at #5 Georgia, 3:00
Harvard at #7 Florida, 6:30
Delaware at Penn, 3:00
Princeton at VCU, 3:00
Brown at Georgia Southern, 6:30
Yale at Rice, 7:30 ET

Saturday, March 8

Cornell vs. UAB, 12:00
Columbia at #5 Georgia, 2:00
Harvard at #7 Florida, 4:00
Penn at Delaware, 2:00
Brown at Georgia Southern, 2:00
Princeton at VCU, 2:00
Yale at Rice, 3:00 ET

Saturday, March 9

Cornell at Winthrop, 1:00
Columbia at #5 Georgia, 1:00
Harvard at #7 Florida, 1:00
Yale at Rice, 12:30 ET
Brown at Georgia Southern, 1:00
Princeton at VCU, 1:00
Penn at Delaware, 2:00

HOT HITTERS

► Cornell's trio of First Team All-Ivy selections last year in senior outfielder **JOHN QUINLAN** (.378), sophomore catcher **MARK QUATRANI** (.362), and senior infielder **MAX JENSEN** (.358) made Cornell one of 11 Division I programs last season to have at least three players with .350 batting averages. Players eligible must have had a minimum of three plate appearances per game and played in at least 75 percent of their team's games.

► Austin Peay led the nation with five players that had batting averages north of .350 last season. Wofford assumed second place with four representatives, while Cornell was tied with Arizona State, East Tennessee State, Jackson State, Northern Kentucky, Samford, UC Irvine, Virginia, and Western Michigan for the third-most batters with at least .350 averages last season.

► The Big Red was only one of two Division I programs (Austin Peay) to have at least three batters hit for an average equal or better than Jensen's .358 clip.

QUINLAN'S HOT BAT

► Senior outfielder **JOHN QUINLAN** posted 1.70 hits per game last season, which led the Ivy League and was the eight-highest average in Division I baseball last season.

► Rutgers' Joshua Kuroda-Grauer paced the nation with his 1.79 hits-per-game average, slightly ahead of Penn State's JT Marr (1.74), Austin Peay's Clayton Gray (1.73) and Jon Jon Gazdar (1.71), Virginia Tech's Ben Watson (1.72), Fairfield's Dean Ferrara (1.71), and Northeastern's Tyler MacGregor (1.71).

► Harvard's Ben Rounds ranked second among Ivy League batters with a 1.54 hits-per-game average, which ranked 39th nationally. Senior infielder **MAX JENSEN** averaged 1.43 hits per game last season, ranking fourth in the Ivy League and 108th nationally.

NCAA LEADERS

MOST PLAYERS WITH .350+ BATTING AVG.
2024 Season

SCHOOL	PLAYERS
Austin Peay	5
Wofford	4
Arizona State	3
► Cornell	3
East Tennessee State	3
Jackson State	3
Northern Kentucky	3
Samford	3
UC Irvine	3
Virginia	3
Western Michigan	3

NCAA LEADERS

HITS PER GAME AVERAGES
2024 Season

PLAYER	SCHOOL	HPG
Joshua Kuroda-Grauer	Rutgers	1.79
JT Marr	Penn State	1.74
Clayton Gray	Austin Peay	1.73
Ben Watson	Virginia Tech	1.72
Dean Ferrara	Fairfield	1.71
Jon Jon Gazdar	Austin Peay	1.71
Taylor MacGregor	Northeastern	1.71
► John Quinlan	Cornell	1.70
Evan Bouldin	Delaware St.	1.69
Charlie Condon	Georgia	1.67

SERIES HISTORY



SERIES HISTORY

MICHIGAN STATE LEADS, 4-2

Ithaca, N.Y. (Booth Field):	0-1 (0-0)
East Lansing, Mich. (McLane Stadium):	0-0 (0-0)
Neutral Sites:	2-3
Under Dan Pepicelli:	1-0

SCORING RECORDS

CORNELL

Ithaca:	2
MSU, 7-2 (5/14/1936)	
East Lansing:	N/A
Neutral Site:	8
MSU, 17-8 (3/29/1971)	

MICHIGAN STATE

Ithaca:	7
MSU, 7-2 (5/14/1936)	
East Lansing:	N/A
Neutral Site:	17
MSU, 17-8 (3/29/1971)	

GAME-BY-GAME RESULTS

DATE	COR RK	MSU RK	SITE	SCORE
5/14/1936			Ithaca, N.Y.	L, 2-7
3/29/1971			Miami, Fla.	L, 8-17
4/1/1971			Miami, Fla.	L, 3-12
3/19/1973			Miami, Fla.	W, 2-0
3/23/1973			Miami, Fla.	L, 4-5
3/19/2017			Richmond, Va.	W, 2-1



SERIES HISTORY

FIRST MEETING

Ithaca, N.Y. (Booth Field):	0-0 (0-0)
Birmingham, Ala. (Young Memorial Field):	0-0 (0-0)
Neutral Sites:	0-0
Under Dan Pepicelli:	0-0



SERIES HISTORY

FIRST MEETING

Ithaca, N.Y. (Booth Field):	0-0 (0-0)
Rock Hill, S.C. (Founders Field):	0-0 (0-0)
Neutral Sites:	0-0
Under Dan Pepicelli:	0-0

SCOUTING MICHIGAN STATE

► Michigan State enters the weekend with a 9-2 overall record, after having its three-game win streak snapped on Wednesday evening with a 10-7 loss to Western Carolina, also at Fluor Field in Greenville, S.C. The Spartans run-ruled Harvard in seven innings in each game of their three-game set this past weekend at Fluor Field, outscoring the Crimson by a 38-5 clip, 14-1, 11-1, 13-3.

► The Spartans boast a quartet of batters that are hitting over .300, highlighted by Sam Busch's .370 average. Ryan McKay has drawn 18 walks this season — the third-highest total in Division I baseball — compared to just six strikeouts, mustering a team-leading .569 on-base percentage.

► As a team, Michigan State has been successful on 33 of its 44 steal attempts (75.0 percent) through 11 games. The Spartans' 33 steals ranks as the 12th-highest figure in Division I baseball and its 3.00 steals per game is tied with Penn State for the eighth-best average.

► Relying on their pitching to begin the season, Michigan State boasts the 30th-best WHIP (1.20) and 37th-best ERA (3.34) in the country. Joseph Dzierwa (3-0, 0.47 ERA) has excelled on the mound for the Spartans, allowing just one earned run in 19 IP while striking out 33 batters and issuing just two walks. Batters are hitting just .097 off the junior southpaw.

88 YEARS, 584 MILES, 6 MEETINGS

► Cornell and Michigan State will be meeting for the seventh time on Friday morning. The Spartans own a slight 4-2 lead in the series, which dates back to the inaugural meeting at Hoy Field in Ithaca, N.Y., on May 14, 1936.

► The Big Red defeated the Spartans, 2-1, in the last meeting between the programs in Richmond, Va., at Pitt Field on March 19, 2017, concluding the three-day Spider Invitational. **JOSH ARNDT** hit a two-run double in the second inning and stellar pitching from Cornell's **PAUL BALESTRIERI**, **MATT HORTON** and **PETER LANNOO** made the early lead stand up.

► Michigan State pushed across its lone run in the sixth after a leadoff triple and walk allowed the lead runner to cross home plate on a double play. The Spartans threatened in the eighth after Balestrieri departed with two on and one out, but Horton worked around a walk to load the bases by getting a pair of swinging strikeouts. Lannoo earned the save, pitching a flawless ninth inning.

SCOUTING UAB

► Coming off a midweek upset of No. 22-ranked Auburn in Birmingham, Ala., on Wednesday night, UAB enters the weekend's slate with a 10-2 overall record and winners of its last four games. The Blazers swept North Alabama last weekend, outscoring the Lions 15-3 in their three-game series.

► Todd Clay paces UAB's offense, leading the team in batting average (.429), doubles (5), and RBI (15), while also drawing 12 walks and striking out just six times. Logan Braunschweig has the team lead in home runs (2), on-base percentage (.564), slugging percentage (.615), and OPS (1.179).

► All three UAB's starting pitchers have ERAs under 3.80, highlighted by Colin Daniel's 2.25 mark (5 ER in 20 IP) and Chase Ingram's 2.76 clip (5 ER in 16.1 IP). Brendan Conner has three saves on the year.

► Like Michigan State, UAB has wrecked havoc on the basepaths early on in the season, stealing 29 bases in 32 attempts (90.6 success rate). The 29 steals rank 24th among Division I baseball programs.

► Defensively, UAB has turned 14 double plays this season, ranking third in Division I baseball, and its 1.17 double plays per game average ranks eighth nationally. Committing just five errors in 427 fielding chances, the Blazers own the nation's fifth-best fielding percentage (.988).

1 YEAR, 584 MILES, 0 MEETINGS

► Cornell will be clashing with UAB for the first time in program history on Saturday afternoon.

► The Big Red is playing an opponent from the American Athletic Conference for the fourth time on Saturday afternoon. It is the first time Cornell is playing an AAC foe since being swept by UCF in a three-game series in Orlando, Fla., in 2016.

SCOUTING WINTHROP

► Winthrop comes into the weekend with an 8-5 overall record, fresh off a split of its two-game series with No. 16-ranked Oklahoma State in Stillwater, Okla. The Eagles prevented a Cowboys series sweep with a 9-3 triumph on Wednesday night.

► The Eagles have two batters hitting over .425 this season, highlighted by Alan Benhardt's .429 average. He also leads the team in on-base percentage (.543) and OPS (1.222). Jaylen Hernandez ranks second in batting average (.426), but has a team-high 23 hits and .685 slugging percentage. Hernandez is tied with Ethan Wilson for the most RBI (20).

► Pitching has excelled in limiting free passes this season, issuing 3.19 walks per nine innings, which is the 19th-best average in Division I baseball.

1 YEAR, 584 MILES, 0 MEETINGS

► Cornell and Winthrop are meeting for the first time in program history on Sunday afternoon.

► The Big Red is 1-7 all-time against Big South opponents, with Cornell's lone victory coming in its last game against a Big South program, defeating Campbell, 3-2, on March 18, 2017, in Richmond, Va.

BOOTH FIELD



► After spending over 100-plus years at Hoy Field, Cornell's legendary, and storied, on-campus field, the Cornell baseball team officially moved to Booth Field, the program's brand-new, \$17.5 million off-campus facility on Friday, April 21, 2023.

► Booth Field is named in honor of former Cornell pitcher **RICH BOOTH** '82, who has shown "extraordinary leadership and generosity — much of its anonymous — over the last four decades."

► The facility features many state-of-the-art amenities for the Cornell baseball team, including a 1500-square foot team room and lounge, 1500-square foot locker room, and a 7000-square foot indoor area for batting cages and pitching mounds. A nutrition station, Hall of Fame area, and a coaches room is included at the facility, which was completed this past summer.

YEAR-BY-YEAR RESULTS

SEASON	RECORD	W%	RF	RA	+/-
2023	1-5	.167	31	48	-17
2024	7-5	.583	86	92	-6
2025	0-0	.000	0	0	0
TOTALS	8-10	.444	117	140	-23

BOOTH FIELD FIRSTS (ALL INSTANCES OCCURRED ON 4/21/23 UNLESS DENOTED)

GAME: Friday, April 21, 2023 (Princeton 11, Cornell 8)
CORNELL WIN: April 28, 2023 (Game 2)
 Cornell 11, Penn 9
ATTENDANCE: 397
TIME OF GAME | TEMPERATURE: 2:21 | 84°F
FIRST PITCH: 3:33 p.m. by Spencer Edwards, Cornell; fastball, ball
BATTER: Matt Scannell, Princeton (homered)
PLATE UMPIRE: Mike Lum
HIT: Home run by Matt Scannell, 1st inning, none on
RUN: Matt Scannell, Princeton (homered)
SINGLE: Brendan Cumming, Princeton, 1st inning
DOUBLE: Max Jensen, Cornell, 1st inning
TRIPLE: Jakobi Davis, Cornell, 2nd inning
FIRST RBI: Matt Scannell, Princeton, 1st inning (homered)
HOME RUN: Matt Scannell, Princeton, (1st inning off Spencer Edwards)

CORNELL HOME RUN: Sam Kaplan (two-run), 5th inning, off Jackson Emus
TWO-RUN HOME RUN: Kyle Vinci, Princeton, (4th inning off Spencer Edwards)
CORNELL TWO-RUN HOME RUN: Sam Kaplan, 5th inning, off Jackson Emus
THREE-RUN HOME RUN: Kyle Vinci, Princeton, (7th inning off Carson Mayfield)
CORNELL THREE-RUN HOME RUN: Joe Hollerbach, (4/28/23, 3rd inning, off Cole Zaffiro)
GRAND SLAM: Kyle Vinci, Princeton, 4/8/23, (7th inning off Von Baker)
CORNELL GRAND SLAM: Nathan Waugh, 3/30/24, (2nd inning, off Marco Dumsky)
PINCH-HIT HOME RUN: Never happened
INSIDE-THE-PARK HOME RUN: Never happened
WINNING PITCHER: Jackson Emus, Princeton (starter)
LOSING PITCHER: Spencer Edwards, Cornell (starter)
SAVE: Jacob Faulkner, Princeton

PUTOUT: Matt Barnhorst, Cornell (first out of 6-4-3 DP)
ASSIST: Ryan Porter, Cornell (GIDP to shortstop)
ERROR: Noah Granet, Princeton, fielding
CG SHUTOUT: Tom Chmielewski, Princeton, 4/8/23
9-INNING CG SHO: Has not happened
WALK: Cornell's John Quinlan by Princeton's Jackson Emus, 1st inning
STRIKEOUT: Princeton's Kyle Vinci by Cornell's Spencer Edwards, 1st inning
STOLEN BASE: Scott Bandura, Princeton, 4th inning
DOUBLE PLAY: Porter, Barnhorst, Jensen, Cornell, 1st inn.
TRIPLE PLAY: Has not happened
BALK: Noah Keller, Cornell, 3/30/24 (G2), vs. Dartmouth
ONE-HITTER: Has not happened
NO-HITTER: Has not happened
EXTRA-INNING GAME: 4/20/24 (G2) vs. Yale (W, 10-9 — 10 inn.)



DAN PEPICELLI

10TH SEASON AT CORNELL

Years in Role: 10th Season as Head Coach

College: SUNY Cortland '90

Coaching Location: Dugout

24

DAN PEPICELLI, the Ted Thoren Head Coach of Cornell Baseball, was named the 17th head coach in Cornell baseball history on Aug. 10, 2015, and is entering his 10th season at the helm of the Cornell baseball program.

Pepicelli's 101 wins as the Big Red's head coach stand as the fourth-most in program history, trailing **TED THOREN** (515), **TOM FORD** (264), and **BILL WALKENBACH** (130).

Under Pepicelli's tutelage, Cornell has produced 25 All-Ivy League selections — including eight First Team and eight Second Team selections. Four Big Red players have also been selected in the Major League Baseball Amateur Draft.

Before his arrival on East Hill, Pepicelli spent six seasons at Clemson where he had three coaching titles during his six-year stay. The final three years with the Tigers were as the associate head coach.

He became the Tigers' first pitching coach to lead a staff to Omaha in his first season with the squad. That year, Clemson's pitching staff posted the first of four consecutive seasons with a sub-4.00 ERA. Pepicelli recruited and developed Matt Crownover, who earned freshman All-America accolades in 2013 and ACC Pitcher of the Year honors in 2015, and was instrumental in assembling *Baseball America's* ninth-ranked recruiting class in 2015. Ten Clemson pitchers were selected in the Major League Baseball Amateur Draft in Pepicelli's tenure at Clemson.

By joining the Big Red, Pepicelli returned home to upstate New York, where he previously had 11 years of head coaching experience at the Division III level between St. John Fisher and Hartwick.

After serving as an assistant coach for three seasons at Hartwick, Pepicelli was promoted to head coach for the 1999 season. Following his two-year tenure at Hartwick, Pepicelli was head coach and assistant athletic director at St. John Fisher for nine seasons (2001-09). Pepicelli was a two-time Empire 8 Coach of the Year (2001, 2007), with the latter coming when the Cardinals advanced to the NCAA Division III College World Series for the first time in program history.

Pepicelli's teams at St. John Fisher had winning records in each of his last seven seasons. His team garnered national recognition for sportsmanship in 2008 after a line-drive foul ball struck the opposing team's third-base coach in the head during the ninth inning of the play-in game of the 2008 ECAC Upstate Championship. Despite the fact the Cardinals were trailing, Pepicelli and the Cardinals elected to concede the game, ending any hope of clinching a berth an NCAA Tournament berth. The Committee on Sportsmanship and Ethical Conduct presented Pepicelli's team with the NCAA All-Divisions Sportsmanship Award.

Along with being the baseball coach at St. John Fisher, Pepicelli was the head strength and conditioning coach where he spent three years on the NCAA Competitive Safeguards Committee. He is a certified strength and conditioning specialist and is a member of the National Strength & Conditioning Association.

A native of Schenectady, N.Y., Pepicelli is married to the former Robyn Molloy, who played for and served as an assistant coach with the Syracuse women's soccer team. The couple has a daughter, Mia, and a son, Owen.

PEPICELLI'S FILE

COACHING EXPERIENCE

1988	Mohawk Valley CC (Volunteer Assistant)
1996-98	Hartwick (Assistant Coach)
1999-2000	Hartwick (Head Coach)
2001-09	St. John Fisher (Head Coach)
2010	Clemson (Assistant Coach)
2011-12	Clemson (Assistant Head Coach)
2013-15	Clemson (Associate Head Coach)
2016-Pres.	Cornell (Head Coach)

PLAYING EXPERIENCE

1986-87	Mohawk Valley Community College
1990	SUNY Cortland
1991	SUNY Oneonta

EDUCATION

SUNY Cortland

B.S., Economics and Management Science, 1990

COACHING CAREER

SEASON	RECORD	W%	CONF.	W%
HARTWICK (1999-2000)				
1999	9-22	.290	—	—
2000	12-18	.400	3-3	.500
TOTALS	21-40	.344	3-3	.500
ST. JOHN FISHER (2001-09)				
2001	19-14	.576	6-2	.750
2002	15-19	.441	3-3	.500
2003	16-16	.500	4-4	.500
2004	27-14	.659	4-4	.500
2005	22-15	.595	5-3	.625
2006	26-15	.634	9-7	.563
2007	28-13	.683	7-5	.583
2008	25-14-2	.634	9-7	.563
2009	22-17	.564	8-8	.500
TOTAL	200-137-2	.593	55-43	.561
CORNELL (2016-PRES.)				
2016	14-24	.368	7-13	.350
2017	21-17	.553	9-11	.450
2018	14-22-1	.392	9-12	.429
2019	14-24	.368	8-13	.381
2020	1-8	.111	—	—
2021	— NO SEASON (COVID-19 PANDEMIC) —			
2022	11-25	.306	5-16	.238
2023	9-26	.257	8-13	.381
2024	17-21	.447	11-10	.524
2025	3-2	.600	0-0	.000
TOTALS	104-169-1	.381	57-87	.396
OVERALL	325-346-3	.484	115-134	.462



#14

TOM FORD

ASSOCIATE HEAD COACH
35TH SEASON AT CORNELL



#27

JOHN TOPPA

ASSISTANT COACH
3RD SEASON AT CORNELL



#35

ROBBY FARIS

ASSISTANT COACH
1ST SEASON AT CORNELL

2025 INDIVIDUAL AND TEAM GAME HIGHS

INDIVIDUAL GAME HIGHS

BATTING

At-Bats	5, (16x), Last: Kyle Musser, Max Jensen, Luke Johnson, & John Quinlan, at UMBC (3/1/25 — G2)
Runs Scored	4, Caden Wildman, at UMBC (3/1/25 — G2)
Hits	3, Max Jensen, at UMBC (3/1/25 — G2)
Runs Batted In	4, Kevin Hager, at UMBC (3/1/25 — G2)
Doubles	1, (10x), Last: Kevin Hager, TJ Swidorski, Mark Quatrani & Jakobi Davis, at UMBC (3/1/25 — G2)
Triples	1, Jakobi Davis, at #17 Duke (2/21/25)
Home Runs	2, Max Jensen, at UMBC (3/1/25 — G2)
Walks Drawn	3, Caden Wildman, at UMBC (3/1/25 — G2)
Strikeouts	3, (2x), Last: Caden Wildman, at #17 Duke (2/23/25)
Sacrifice Bunts	1, Caden Wildman, at #17 Duke (2/21/25)
Sacrifice Flies	1, Kevin Hager, at #17 Duke (2/21/25)
Stolen Bases	1, (5x), Last: Caden Wildman, at UMBC (3/1/25 — G2)
Hit by Pitches	2, Kevin Hager, at #17 Duke (2/21/25)
Caught Stealing	1, Luke Johnson, at UMBC (3/1/25 — G1)

PITCHING

Innings Pitched	6.0, Carson Mayfield, at #17 Duke (2/21/25)
Hits Allowed	6, (2x), Last: Huxley Holcombe, at #17 Duke (2/23/25)
Runs Allowed	10, Huxley Holcombe, at #17 Duke (2/23/25)
Earned Runs	10, Huxley Holcombe, at #17 Duke (2/23/25)
Walks Issued	6, William Jaun, at #17 Duke (2/22/25)
Strikeouts	5, (2x), Last: Nathaniel Jennewein, at UMBC (3/1/25 — G2)
Doubles Allowed	2, Noah Keller, at #17 Duke (2/22/25)
Triples Allowed	1, (2x), Last: Josh Shea, at #17 Duke (2/23/25)
HR Allowed	3, Carson Mayfield, at UMBC (3/1/25 — G1)
Wild Pitches	1, (4x), Last: Ryan Hegarty & Nathaniel Jennewein, at UMBC (3/1/25 — G2)
Hit Batsmen	1, (6x), Last: Ryan Hegarty & Nathaniel Jennewein, at UMBC (3/1/25 — G2)

FIELDING

Putouts	12, Max Jensen, at #17 Duke (2/21/25)
Assists	6, Kevin Hager, at UMBC (3/1/25 — G1)
Errors	1, (2x), Last: TJ Swidorski, at UMBC (3/1/25 — G2)
Passed Balls	1, Mark Quatrani, at #17 Duke (2/23/25)

TEAM GAME HIGHS

BATTING

At-Bats	41, at UMBC (3/1/25 — G1)
Runs Scored	16, at UMBC (3/1/25 — G2)
Hits	11, (2x), Last: at UMBC (3/1/25 — G2)
Runs Batted In	15, at UMBC (3/1/25 — G2)
Doubles	4, at UMBC (3/1/25 — G2)
Triples	1, at #17 Duke (2/21/25)
Home Runs	3, at UMBC (3/1/25 — G2)
Walks Drawn	11, at UMBC (3/1/25 — G2)
Strikeouts	12, at #17 Duke (2/22/25)
Sacrifice Bunts	1, at #17 Duke (2/21/25)
Sacrifice Flies	1, at #17 Duke (2/21/25)
Stolen Bases	2, at #17 Duke (2/21/25)
Hit by Pitches	3, at #17 Duke (2/23/25)
Caught Stealing	1, at UMBC (3/1/25 — G1)
Hit into Double Plays	2, at #17 Duke (2/22/25)
Runners Left on Base	11, (2x), Last: at UMBC (3/1/25 — G1)

PITCHING

Innings Pitched	10.0, at UMBC (3/1/25 — G1)
Hits Allowed	13, at #17 Duke (2/22/25)
Runs Allowed	18, at #17 Duke (2/23/25)
Earned Runs	18, at #17 Duke (2/23/25)
Walks Issued	15, at #17 Duke (2/22/25)
Strikeouts	11, at UMBC (3/1/25 — G1)
Doubles Allowed	3, at #17 Duke (2/22/25)
Triples Allowed	2, at #17 Duke (2/23/25)
Home Runs Allowed	5, at UMBC (3/1/25 — G1)
Wild Pitches	2, at UMBC (3/1/25 — G2)
Hit Batsmen	2, (2x), Last: at UMBC (3/1/25 — G2)

FIELDING

Putouts	30, at UMBC (3/1/25 — G1)
Assists	13, (2x), Last: at Duke (2/23/25)
Errors	1, (2x), Last: at UMBC (3/1/25 — G2)
Passed Balls	1, at #17 Duke (2/23/25)
Double Plays Turned	2, (2x), Last: at #17 Duke (2/23/25)

2025 CORNELL BASEBALL JERSEY TRACKER



GRAY
Home: 0-0
Road: 1-0
Neutral: 0-0



RED
Home: 0-0
Road: 0-1
Neutral: 0-0



BLACK
Home: 0-0
Road: 0-1
Neutral: 0-0

Date 2/21 Opponent at Duke Result W, 11-8

Date 2/22 Opponent at Duke Result L, 2-16
3/1 (G1) at UMBC W, 8-7 (10 inn.)
3/1 (G2) at UMBC W, 16-13 (7 inn.)

Date 2/23 Opponent at Duke Result L, 1-18

A CORNELL TEAM SCORED...

10+ Runs in a Game (0 games)	16, at UMBC (3/1/2025 - G2 - W, 16-13 - 7 inn.)
15+ Runs in a Game (0 games)	16, at UMBC (3/1/2025 - G2 - W, 16-13 - 7 inn.)
20+ Runs in a Game (216 games)	27, at Towson (4/5/2017 - W, 27-14)
25+ Runs in a Game (216 games)	27, at Towson (4/5/2017 - W, 27-14)
30+ Runs in a Game (3,545 games)	44, vs. Union (4/24/1897 - W, 44-5)
5+ Runs in an Inning (0 games)	8, at UMBC (3/1/2025 - G2 - T3 - W, 16-13 - 7 inn.) 5, at UMBC (3/1/2025 - G2 - T5 - W, 16-13 - 7 inn.)
6+ Runs in an Inning (0 games)	8, at UMBC (3/1/2025 - G2 - T3 - W, 16-13 - 7 inn.)
7+ Runs in an Inning (0 games)	8, at UMBC (3/1/2025 - G2 - T3 - W, 16-13 - 7 inn.)
8+ Runs in an Inning (0 games)	8, at UMBC (3/1/2025 - G2 - T3 - W, 16-13 - 7 inn.)
9+ Runs in an Inning (458 games)	12, at Harvard (4/10/2011 - G2 - T2 - W, 18-5)
10+ Runs in an Inning (458 games)	12, at Harvard (4/10/2011 - G2 - T2 - W, 18-5)
11+ Runs in an Inning (458 games)	12, at Harvard (4/10/2011 - G2 - T2 - W, 18-5)
12+ Runs in an Inning (458 games)	12, at Harvard (4/10/2011 - G2 - T2 - W, 18-5)
13+ Runs in an Inning (1,676 games)	13, at New Orleans (3/4/1981 - G2 - T6 - L, 18-25 - 7 inn.)
14+ Runs in an Inning (3,545 games)	15, vs. Union (4/24/1897 - B2 - W, 44-5)
15+ Runs in an Inning (3,545 games)	15, vs. Union (4/24/1897 - B2 - W, 44-5)
10+ Runs in Consecutive Games (20 games)	18, at Penn (4/13/2024 - G2 - W, 18-11) 11, at Penn (4/14/2024 - W, 11-9)
10+ Runs in 3+ Straight Games (343 games)	15, at JMU (3/15/2014 - G1 - L, 15-16) 17, at JMU (3/15/2014 - G2 - W, 17-8) 14, at JMU (3/16/2014 - W, 14-8 - 10 inn.)
10+ Runs in 4+ Straight Games (3,427 games)	16, at Virginia (4/7/1902 - W, 16-10) 10, at Navy (4/9/1902 - W, 10-6) 11, vs. Rochester (4/12/1902 - W, 11-1) 12, vs. Niagara (4/19/1902 - W, 12-4) 10, vs. Columbia (4/26/1902 - W, 10-7)
15+ Runs in Consecutive Games (344 games)	15, at JMU (3/15/2014 - G1 - L, 15-16) 17, at JMU (3/15/2014 - G2 - W, 17-8)
20+ Runs in Consecutive Games (2,106 games)	27, vs. Syracuse (5/11/1886 - W, 27-0 - 7 inn.) 24, vs. Union (5/14/1886 - W, 24-4)

A CORNELL TEAM RECORDED...

15+ Hits in a Game (10 games)	20, at Brown (5/4/2024 - G2 - L, 12-13 - 10 inn.)
20+ Hits in a Game (10 games)	20, at Brown (5/4/2024 - G2 - L, 12-13 - 10 inn.)
25+ Hits in a Game (216 games)	28, at Towson (4/5/2017 - W, 27-14)
5+ Doubles in a Game (60 games)	6, at Columbia (4/2/2023 - G2 - W, 13-8)
6+ Doubles in a Game (60 games)	6, at Columbia (4/2/2023 - G2 - W, 13-8)
7+ Doubles in a Game (230 games)	7, at George Mason (3/12/2017 - W, 9-3)
8+ Doubles in a Game (345 games)	9, at James Madison (3/15/2014 - G1 - L, 15-16)
9+ Doubles in a Game (345 games)	9, at James Madison (3/15/2014 - G1 - L, 15-16)
2+ Triples in a Game (87 games)	3, vs. Dartmouth (4/23/2022 - G1 - W, 12-7)
3+ Triples in a Game (87 games)	3, vs. Dartmouth (4/23/2022 - G1 - W, 12-7)
4+ Triples in a Game (916 games)	4, at Bucknell (3/4/2000 - G2 - W, 8-6)
3+ Home Runs in a Game (0 games)	3, at UMBC (3/1/2025 - G2 - W, 16-13 - 7 inn.)
4+ Home Runs in a Game (12 games)	4, at Binghamton (5/1/2024 - W, 13-7)
5+ Home Runs in a Game (27 games)	7, vs. Dartmouth (3/30/2024 - G2 - W, 17-2)
6+ Home Runs in a Game (27 games)	7, vs. Dartmouth (3/30/2024 - G2 - W, 17-2)
7+ Home Runs in a Game (27 games)	7, vs. Dartmouth (3/30/2024 - G2 - W, 17-2)
Leadoff Home Run (135 games)	Adam Saks, at Harvard (4/13/2019 - G2 - L, 1-7)
Back-to-Back Home Runs (27 games)	vs. Dartmouth (3/30/2024 - G2 - W, 17-2) Mark Quatrani (grand slam) & Matt Barnhorst (solo) - B5, Matt Barnhorst (solo) & Kevin Hager (solo) - B5, & Jakobi Davis (solo) & John Quinlan (solo) - B7,
Back-to-Back-to-Back HRs (27 games)	vs. Dartmouth (3/30/2024 - G2 - W, 17-2) Mark Quatrani (grand slam), Matt Barnhorst (solo), Kevin Hager (solo)
Two Grand Slams in a Game (21 games)	at Penn (4/13/2024 - G2 - W, 18-11) Caden Wildman - T7 & T8
Drew 10+ Walks in a Game (0 games)	11, at UMBC (3/1/2025 - G2 - W, 16-13 - 7 inn.)
Drew 15+ Walks in a Game (1,039 games)	16, at Bucknell (5/1/1996 - G1 - W, 18-3)
Zero Strikeouts in a Game (443 games)	vs. Brown (4/3/2011 - G1 - L, 2-5)
Hit by 3+ Pitches in a Game (2 games)	3, at #17 Duke (2/23/2025 - L, 1-18)
Hit by 4+ Pitches in a Game (32 games)	4, at Richmond (3/17/2024 - L, 4-8)
Hit by 5+ Pitches in a Game (331 games)	5, at Yale (4/5/2014 - G2 - W, 6-4)
Hit by 6+ Pitches in a Game (650 games)	7, at Penn (4/15/2006 - G2 - W, 23-10)
Hit by 7+ Pitches in a Game (650 games)	7, at Penn (4/15/2006 - G2 - W, 23-10)
4+ Stolen Bases in a Game (9 games)	4, at Brown (5/5/2024 - W, 9-4)
5+ Stolen Bases in a Game (50 games)	5, vs. Princeton (4/22/2023 - G1 - L, 5-8)
6+ Stolen Bases in a Game (109 games)	7, at Coppin State (3/5/2022 - G2 - W, 14-5)
7+ Stolen Bases in a Game (109 games)	7, at Coppin State (3/5/2022 - G2 - W, 14-5)
8+ Stolen Bases in a Game (346 games)	9, at George Washington (3/9/2014 - G2 - W, 8-1)
9+ Stolen Bases in a Game (346 games)	9, at George Washington (3/9/2014 - G2 - W, 8-1)
10+ Stolen Bases in a Game (2,432 games)	10, vs. Sampson AFB (6/2/1952 - W, 8-3)

A CORNELL PITCHING STAFF...

Threw No-Hitter (421 games)	Connor Kaufmann, vs. Dartmouth (4/1/2012 - W, 2-0)
Threw Combined No-Hitter (1,339 games)	Kerry Brooks (3 inn.), Rob Wilson (3 inn.), & Doug Pettillo (1 inn.), vs. Rochester (4/5/1989 - G1 - W, 2-1)
Threw Perfect Game (1,870 games)	Gary Gronowski, vs. Oneonta (5/11/1976 - W, 1-0)
Held Opponent to One Hit (134 games)	at Harvard (4/14/2019 - W, 2-0)
Held Opponent to One Hit at Home (62 games)	vs. Princeton (4/30/2017 - W, 13-1)
Held Opponent to One Hit on Road (93 games)	at Harvard (4/14/2019 - W, 2-0)
Shutout Opponent (80 games)	at Brown (5/7/22 - G2 - W, 3-0)
Shutout in Ivy League Game (24 games)	at Brown (5/7/22 - G2 - W, 3-0)
Posted Consecutive Shutouts (1,445 games)	vs. Oneonta (5/2/1986 - G1 - W, 4-0 - 7 inn.) vs. Oneonta (5/2/1986 - G2 - W, 5-0 - 7 inn.)
Struck out 10+ Batters (0 games)	10, at UMBC (3/1/2025 - G2 - W, 16-13 - 7 inn.)
Struck out 11+ Batters (1 game)	11, at UMBC (3/1/2025 - G1 - W, 8-7 - 10 inn.)
Struck out 12+ Batters (19 games)	12, at Binghamton (4/16/2024 - W, 9-7)
Struck out 13+ Batters (30 games)	13, at Princeton (3/22/2024 - G2 - L, 3-4)
Struck out 14+ Batters (118 games)	14, vs. Niagara (2/29/2020 - G2 - L, 6-8)
Struck out 15+ Batters (182 games)	15, vs. Canisius (4/4/2018 - W, 6-5)
Struck out 16+ Batters (523 games)	18, at Princeton (4/29/2009 - W, 9-0)
Struck out 17+ Batters (523 games)	18, at Princeton (4/29/2009 - W, 9-0)
Struck out 18+ Batters (523 games)	18, at Princeton (4/29/2009 - W, 9-0)

A CORNELL PITCHING STAFF ALLOWED...

10+ Runs in a Game (0 games)	13, at UMBC (3/1/2025 - G2 - W, 16-13 - 7 inn.)
15+ Runs in a Game (2 games)	18, at #17 Duke (2/23/2025 - L, 1-18)
20+ Runs in a Game (35 games)	20, at Georgetown (3/10/2024 - G2 - L, 0-20)
25+ Runs in a Game (748 games)	31, at UC Santa Barbara (3/25/2004 - L, 3-31)
30+ Runs in a Game (748 games)	31, at UC Santa Barbara (3/25/2004 - L, 3-31)
5+ Runs in an Inning (0 games)	7, at UMBC (3/1/2025 - G2 - B1 - W, 16-13 - 7 inn.)
6+ Runs in an Inning (0 games)	7, at UMBC (3/1/2025 - G2 - B1 - W, 16-13 - 7 inn.)
7+ Runs in an Inning (0 games)	7, at UMBC (3/1/2025 - G2 - B1 - W, 16-13 - 7 inn.)
8+ Runs in an Inning (2 games)	9, at #17 Duke (2/23/2025 - B5 - L, 1-18)
9+ Runs in an Inning (2 games)	9, at #17 Duke (2/23/2025 - B5 - L, 1-18)
10+ Runs in an Inning (36 games)	16, at Georgetown (3/10/2024 - G1 - B2 - L, 6-24)
15+ Runs in an Inning (36 games)	16, at Georgetown (3/10/2024 - G1 - B2 - L, 6-24)

A CORNELL TEAM DEFENSIVELY...

Committed 4+ Errors (58 games)	4, vs. Brown (4/8/2023 - L 8-12)
Committed 5+ Errors (88 games)	6, vs. Binghamton (4/20/2022 - W, 10-9 - 10 inn.)
Committed 6+ Errors (88 games)	6, vs. Binghamton (4/20/2022 - W, 10-9 - 10 inn.)
Committed 7+ Errors (1,012 games)	7, at Le Moyne (4/15/1997 - L, 8-14)
Committed 8+ Errors (1,072 games)	8, at Pacific (3/20/1996 - L, 7-18)
Committed 9+ Errors (1,212 games)	10, vs. Le Moyne (4/8/1992 - G1 - L, 3-19)
Committed 10+ Errors (1,212 games)	10, vs. Le Moyne (4/8/1992 - G1 - L, 3-19)
Turned 3+ Double Plays (7 games)	3, vs. Penn (5/19/2024 - W, 7-6)
Turned 4+ Double Plays (448 games)	4, vs. Penn (4/24/2011 - G2 - L, 2-10)
No Errors in 3+ Straight Games (2 games)	4 games (5/20/2024 - 2/23/25)
No Errors in 4+ Straight Games (2 games)	4 games (5/20/2024 - 2/23/25)

A CORNELL TEAM...

Played to a Tie (178 games)	vs. Binghamton (4/10/2018 - T, 9-9 - 9.5 inn. - darkness)
Won in Extra Innings (1 game)	at UMBC (3/1/2025 - G1 - W, 8-7 - 10 inn.)
Lost in Extra Innings (10 games)	at Brown (5/4/2024 - G2 - L, 12-13 - 10 inn.)
Consecutive Extra-Inning Games (190 games)	at Fordham (3/17/2018 - L, 3-4 - 10 inn.; W, 4-3 - 10 inn.)
Played 11-Plus Innings (153 games)	at Navy (3/9/2019 - G2 - W, 3-2 - 11 inn.)
Played 12-Plus Innings (307 games)	vs. LIU Brooklyn (3/13/2015 - L, 4-5 - 12 inn.)
Played 13-Plus Innings (315 games)	at Princeton (4/27/2014 - G2 - W, 4-2 - 14 inn.)
Played 14-Plus Innings (315 games)	at Princeton (4/27/2014 - G2 - W, 4-2 - 14 inn.)
Played a Top-25 Team (2 games)	at #17 Duke (2/23/2025 - L, 1-18)
Defeated a Top-25 Team (4 games)	at #17 Duke (2/22/2025 - W, 11-8)
Swept Doubleheader (0 DHs)	at UMBC (3/1/2025 - W, 8-7 - 10 inn.; W, 16-13 - 7 inn.)
Swept 3-Game Series (6 series)	vs. Dartmouth (3/30/2024 - 3/31/2024)
Swept 3-Game Ivy Series (5 series)	vs. Dartmouth (3/30/2024 - 3/31/2024)
Swept 4-Game Series (25 series)	at Maryland Eastern Shore (3/2/2012 - 3/4/2012)
Swept in Doubleheader (1 DHs)	at Brown (5/4/2024 - L, 2-11; L, 12-13 - 10 inn.)
Swept in 3-Game Series (2 series)	vs. Columbia (4/27/2024 - 4/28/2024)
Swept in 3-Game Ivy Series (1 series)	vs. Columbia (4/27/2024 - 4/28/2024)
Swept in 4-Game Series (9 series)	at Columbia (4/18/2015 - 4/19/2015)

Shaded row denotes occurred during 2025 season

A CORNELL INDIVIDUAL...

Scored 4+ Runs in a Game (0 games)	4, Caden Wildman, at UMBC (3/1/2025 - G2 - W, 16-13 - 7 inn.)
Scored 5+ Runs in a Game (216 games)	5, Will Simoneit, at Towson (4/5/2017 - W, 24-17)
Recorded 4+ Hits in a Game (18 games)	4, John Quinlan, vs. Yale (4/20/2024 - G1 - W, 10-9 - 10 inn.)
Recorded 5+ Hits in a Game (141 games)	5, Will Simoneit, at Army (4/3/2019 - W, 4-1)
Recorded 6+ Hits in a Game (216 games)	6, Trey Baur, at Towson (4/5/2017 - W, 24-17)
Recorded 2+ Doubles in a Game (12 games)	2, Nathan Waugh, at Binghamton (5/1/2024 - W, 13-7)
Recorded 3+ Doubles in a Game (98 games)	3, Max Jensen, vs. Yale (4/2/2022 - G2 - W, 12-9)
Recorded 2+ Triples in a Game (87 games)	2, Sam Kaplan, vs. Dartmouth (4/23/2022 - G1 - W, 12-7)
Recorded 3+ Triples in a Game (1,747 games)	3, Steve Caputi, vs. SUNY Cortland (4/30/1979 - W, 15-11)
Hit 2+ Home Runs in a Game (0 games)	2, Max Jensen, at UMBC (3/1/2025 - G2 - W, 16-13 - 7 inn.)
Hit 3+ Home Runs in a Game (237 games)	3, Dale Wickham, vs. Princeton (4/30/2016 - G1 - W, 4-3)
Hit a Grand Slam in a Game (7 games)	Mark Quatrani, vs. Penn (5/19/2024 - W, 7-6)
Hit 2+ Grand Slams in a Game (21 games)	Caden Wildman, at Penn (4/13/2024 - G2 - W, 18-11)
Recorded 5+ RBI in a Game (15 games)	5, Nathan Waugh, vs. Columbia (4/27/2024 - G1 - L, 11-14)
Recorded 6+ RBI in a Game (21 games)	8, Caden Wildman, at Penn (4/13/2024 - G2 - W, 18-11)
Recorded 7+ RBI in a Game (21 games)	8, Caden Wildman, at Penn (4/13/2024 - G2 - W, 18-11)
Recorded 8+ RBI in a Game (21 games)	8, Caden Wildman, at Penn (4/13/2024 - G2 - W, 18-11)
Drew 3+ Walks in a Game (0 games)	3, Caden Wildman, at UMBC (3/1/2025 - G2 - W, 16-13 - 7 inn.)
Drew 4+ Walks in a Game (159 games)	4, Justin Taylor, at Baylor (2/23/2019 - L, 3-10)
Drew 5+ Walks in a Game (1,765 games)	5, Steve Caputi, at Hawai'i-Hilo (3/21/1979 - W, 9-8)
Stole 2+ Bases in a Game (9 games)	2, Max Jensen, at Brown (5/5/2024 - W, 9-4)
Stole 3+ Bases in a Game (50 games)	3, Ryan Porter, vs. Princeton (4/22/2023 - G1 - L, 5-8)
Stole 4+ Bases in a Game (346 games)	6, Tom D'Alessandro, at George Washington (3/9/2014 - G2 - W, 8-1)
Stole 5+ Bases in a Game (346 games)	6, Tom D'Alessandro, at George Washington (3/9/2014 - G2 - W, 8-1)
Stole 6+ Bases in a Game (346 games)	6, Tom D'Alessandro, at George Washington (3/9/2014 - G2 - W, 8-1)
Hit by 2+ Pitches in a Game (4 games)	2, Kevin Hager, at #17 Duke (2/21/2025 - W, 11-8)
Hit by 3+ Pitches in a Game (576 games)	3, Mickey Brodsky, vs. Harvard (4/8/2008 - G2 - L, 1-2)
Recorded Walk-Off Win (18 games)	John Quinlan (two-run double), vs. Yale (4/20/2024 - W, 10-9 - 10 inn.)
Recorded Walk-Off Home Run (128 games)	Will Simoneit (3-run), vs. Penn (4/28/2019 - W, 8-7)
Recorded 10-Game Hit Streak	20 games, Max Jensen (2024-25)
Recorded 15-Game Hit Streak	20 games, Max Jensen (2024-25)
Recorded 20-Game Hit Streak	20 games, Max Jensen (2024-25)
Recorded 15-Game On-Base Streak	23 games, Max Jensen (2024-25) - active
Recorded 20-Game On-Base Streak	23 games, Max Jensen (2024-25) - active
Recorded 30-Game On-Base Streak	42 games, Nathan Waugh (2023-24)
Recorded 40-Game On-Base Streak	42 games, Nathan Waugh (2023-24)

A CORNELL PITCHER...

Threw 7-Inning No-Hitter (421 games)	Connor Kaufmann, vs. Dartmouth (4/1/2012 - W, 2-0)
Threw 9-Inning No-Hitter (2,155 games)	Larry Rafalski, vs. Hartwick (4/25/1968 - W, 7-0)
Threw Perfect Game (1,870 games)	Gary Gronowski, vs. Oneonta (5/11/1976 - W, 1-0) - 7-inning game
Threw 7-Inning Complete Game (206 games)	Tim Willittes, vs. Penn (4/22/2017 - G1 - L, 0-5)
Threw 7-Inning Complete Game Shutout (277 games)	Brian McAfee, vs. Princeton (4/26/2015 - G1 - W, 10-0)
Threw 9-Inning Complete Game (80 games)	Luke Yacinich, at Brown (5/7/2022 - G1 - W, 3-0) - 111 pitches
Threw 9-Inning Complete Game Shutout (80 games)	Luke Yacinich, at Brown (5/7/2022 - G1 - W, 3-0) - 111 pitches
Pitched 3+ Scoreless Innings of Relief (17 games)	Ryan Porter (3.0 IP), vs. Yale (4/20/2024 - G2 - W, 8-2) - 47 pitches
Pitched 3+ Hitless Innings of Relief (70 games)	Spencer Edwards (3.0 IP), at VCU (3/11/2023 - L, 5-10) - 48 pitches
Pitched 4+ Scoreless Innings of Relief (25 games)	Huxley Holcombe (5.0 IP), vs. Harvard (4/6/2024 - W, 6-5) - 64 pitches
Pitched 5+ Scoreless Innings of Relief (25 games)	Huxley Holcombe (5.0 IP), vs. Harvard (4/6/2024 - W, 6-5) - 64 pitches
Struck out 10+ Batters (234 games)	10, Justin Lewis, at Navy (3/4/2017 - G2 - L, 7-8)
Struck out 11+ Batters (265 games)	13, Tim Willittes, at Bucknell (3/19/2016 - G2 - W, 5-2)
Struck out 12+ Batters (265 games)	13, Tim Willittes, at Bucknell (3/19/2016 - G2 - W, 5-2)
Struck out 13+ Batters (265 games)	13, Tim Willittes, at Bucknell (3/19/2016 - G2 - W, 5-2)
Struck out 14+ Batters (769 games)	15, Chris Schutt, at Columbia (4/19/2003 - G2 - W, 7-1)
Struck out 15+ Batters (769 games)	15, Chris Schutt, at Columbia (4/19/2003 - G2 - W, 7-1)

Shaded row denotes occurred during 2025 season

PLAYER PERFORMANCES

MULTI-HIT GAMES	2025	REC	CAREER	REC
Barela	—	0-0	—	0-0
Beaulieu	—	0-0	—	0-0
Carlson	—	0-0	4	3-1
Davis	—	0-0	15	7-8
Dillon	—	0-0	—	0-0
Hager	—	0-0	7	4-3
Jaun	—	0-0	—	0-0
Jensen	—	0-0	38	16-22
L.Johnson	—	0-0	6	4-2
Marko	—	0-0	—	0-0
Musser	—	0-0	4	3-1
Porter	—	0-0	12	6-6
Quatrani	—	0-0	13	7-6
Quinlan	—	0-0	27	16-11
Shin	—	0-0	—	0-0
Swiderski	—	0-0	7	1-6
Urofsky	—	0-0	—	0-0
Walters	—	0-0	—	0-0
Wildman	—	0-0	8	5-3
MULTI-RBI GAMES	2025	REC	CAREER	REC
Barela	—	0-0	—	0-0
Beaulieu	—	0-0	—	0-0
Carlson	—	0-0	—	0-0
Davis	—	0-0	10	6-4
Dillon	—	0-0	—	0-0
Hager	—	0-0	5	4-1
Jaun	—	0-0	—	0-0
Jensen	—	0-0	23	16-7
L.Johnson	—	0-0	4	4-0
Marko	—	0-0	—	0-0
Musser	—	0-0	5	2-3
Porter	—	0-0	9	4-5
Quatrani	—	0-0	11	8-3
Quinlan	—	0-0	9	8-1
Shin	—	0-0	—	0-0
Swiderski	—	0-0	4	2-2
Urofsky	—	0-0	—	0-0
Walters	—	0-0	—	0-0
Wildman	—	0-0	6	5-1
QUALITY STARTS	2025	REC	CAREER	REC
Biben	—	0-0	—	0-0
Ellison	—	0-0	—	0-0
Foster	—	0-0	—	0-0
Gerfen	—	0-0	—	0-0
Hamill	—	0-0	5	4-1
Hegarty	—	0-0	—	0-0
Holcombe	—	0-0	—	0-0
Jaun	—	0-0	—	0-0
Jennewein	—	0-0	—	0-0
B.Johnson	—	0-0	—	0-0
Keene	—	0-0	—	0-0
Keller	—	0-0	5	3-2
Magill	—	0-0	—	0-0
Mayfield	—	0-0	1	0-1
McHugh	—	0-0	—	0-0
Porter	—	0-0	—	0-0
Ramos	—	0-0	—	0-0
Shea	—	0-0	—	0-0
Siwinski	—	0-0	—	0-0
Van Sice	—	0-0	—	0-0

2025 CORNELL OVERALL STATISTICS

Overall3-2

Home0-0

Away3-2

Neutral0-0

Ivy League0-0

BATTING STATISTICS

#	PLAYER	AVG	GP	GS	AB	R	H	2B	3B	HR	RBI	TB	SLG%	BB	HBP	SO	GDP	OB%	SF	SH	SB	ATT
20	Kevin Hager	.357	5	5	14	6	5	1	0	1	6	9	.643	3	3	2	0	.524	1	0	0	0
7	Max Jensen	.350	5	5	20	5	7	1	0	3	5	17	.850	4	0	2	1	.458	0	0	2	2
18	TJ Swidorski	.333	4	1	6	3	2	1	0	0	3	3	.500	2	0	1	0	.500	0	0	0	0
22	Jakobi Davis	.313	5	5	16	3	5	1	1	0	3	8	.500	5	1	5	0	.500	0	0	1	1
15	Owen Carlson	.308	4	4	13	3	4	0	0	0	1	4	.308	1	1	5	0	.400	0	0	0	0
4	Caden Wildman	.294	5	5	17	7	5	2	0	1	3	10	.588	5	0	7	0	.455	0	1	1	1
8	Luke Johnson	.286	5	5	21	3	6	1	0	1	6	10	.476	0	1	5	0	.318	0	0	1	2
19	Mark Quatrani	.190	5	5	21	4	4	2	0	0	0	6	.286	3	0	4	1	.292	0	0	0	0
1	John Quinlan	.125	5	5	24	2	3	1	0	0	4	4	.167	4	0	6	1	.250	0	0	0	0
6	Kyle Musser	.125	5	5	24	2	3	0	0	1	5	6	.250	3	1	6	1	.250	0	0	0	0
2	Mason Barela	.500	2	0	2	0	1	0	0	0	0	1	.500	0	0	1	0	.500	0	0	0	0
12	Ryan Porter	.000	4	0	1	0	0	0	0	0	0	0	.000	1	0	0	0	.500	0	0	0	0
31	Ryan Dillon	.000	1	0	1	0	0	0	0	0	0	0	.000	0	0	1	0	.000	0	0	0	0
TOTALS		.250	5		180	38	45	10	1	7	36	78	.433	31	7	45	4	.379	1	1	5	6
OPPONENTS		.288	5		163	62	47	5	2	13	60	95	.583	50	6	37	4	.464	3	1	5	7

PITCHING STATISTICS

#	PLAYER	ERA	W	L	APP	GS	CG	SHO	SV	IP	H	R	ER	BB	SO	2B	3B	HR	AB	AVG	WP	HBP	BK	SFA	SHA
32	Carson Mayfield	2.70	1	0	2	2	0	0/0	0	10.0	5	5	3	5	7	0	0	3	34	.147	0	2	0	0	0
12	Ryan Porter	5.40	1	0	2	0	0	0/0	0	5.0	5	3	3	2	5	1	0	1	18	.278	0	0	0	0	0
36	Nathaniel Jennewein	9.00	1	0	2	0	0	0/0	0	6.0	5	7	6	6	5	1	0	2	22	.227	1	1	0	1	0
37	Huxley Holcombe	16.20	0	0	2	0	0	0/0	0	6.2	10	12	12	6	5	0	0	3	30	.333	0	1	0	0	0
21	John Gerfen	0.00	0	0	1	0	0	0/0	0	0.0	0	0	0	0	0	0	0	0	0	.000	0	0	0	0	0
3	Chris Ellison	8.31	0	1	1	1	0	0/0	0	4.1	3	4	4	5	2	0	0	0	13	.231	0	0	0	0	1
30	William Jaun	10.80	0	0	2	0	0	0/0	1	3.1	2	4	4	7	6	0	0	0	12	.167	0	0	0	0	0
42	Josh Shea	13.50	0	0	2	0	0	0/0	0	0.2	2	1	1	0	1	0	1	0	4	.500	0	0	0	0	0
26	John Hegarty	27.00	0	0	2	0	0	0/0	0	2.0	4	6	6	5	4	1	0	1	10	.400	2	2	0	0	0
28	Max Foster	27.00	0	0	1	0	0	0/0	0	0.1	1	1	1	0	1	0	0	1	2	.500	0	0	0	0	0
16	Noah Keller	32.40	0	1	2	2	0	0/0	0	3.1	8	12	12	9	1	2	0	2	15	.533	0	0	0	2	0
44	Sam Keene	189.00	0	0	2	0	0	0/0	0	0.1	2	7	7	5	0	0	1	0	3	.667	1	0	0	0	0
TOTALS		12.64	3	2	5	0	0	1	42.0	47	62	59	50	37	5	2	13	163	.288	4	6	0	3	1	
OPPONENTS		5.52	2	3	5	0	0	0	44.0	45	38	27	31	45	10	1	7	180	.250	4	7	0	1	1	

2024 CORNELL IVY LEAGUE STATISTICS

Overall17-21

Home7-5

Away8-14

Neutral2-2

Ivy League11-10

BATTING STATISTICS

#	PLAYER	AVG	GP	GS	AB	R	H	2B	3B	HR	RBI	TB	SLG%	BB	HBP	SO	GDP	OB%	SF	SH	SB	ATT
1	John Quinlan	.424	21	21	99	27	42	5	1	3	13	58	.586	7	2	13	0	.472	0	2	7	9
7	Max Jensen	.402	21	21	92	18	37	5	1	3	26	53	.576	9	3	8	0	.471	0	0	3	3
6	Kyle Musser	.381	10	3	21	5	8	0	0	0	1	8	.381	3	1	4	1	.480	0	0	0	0
19	Mark Quatrani	.333	19	19	69	14	23	2	0	7	30	46	.667	10	9	9	2	.477	0	0	1	1
4	Caden Wildman	.304	21	19	79	17	24	2	0	3	18	35	.443	3	5	22	2	.368	0	1	4	4
22	Jakobi Davis	.286	21	21	70	17	20	2	1	3	10	33	.471	12	1	25	0	.398	0	2	4	5
20	Kevin Hager	.268	11	11	41	7	11	0	0	2	4	17	.415	3	1	12	0	.333	0	1	0	0
23	Braden Mack	.265	13	13	49	8	13	2	0	1	15	18	.367	0	1	15	3	.275	1	1	0	1
8	Luke Johnson	.256	15	9	39	8	10	1	0	0	0	11	.282	4	2	9	0	.356	0	0	0	0
18	TJ Swidorski	.244	10	10	41	8	10	1	0	0	3	11	.268	2	2	12	0	.304	1	0	2	3
40	Nathan Waugh	.228	21	21	79	23	18	4	0	3	17	31	.392	15	5	30	0	.376	2	0	0	0
2	Matt Barnhorst	.185	21	21	81	12	15	4	0	6	19	37	.457	3	1	26	1	.221	1	3	2	5
15	Owen Carlson	.143	7	0	7	0	1	0	0	0	0	1	.143	0	0	2	0	.143	0	0	0	0
12	Ryan Porter	.000	9	0	1	0	0	0	0	0	0	0	.000	0	0	1	0	.000	0	0	0	0
37	Huxley Holcombe	.000	8	2	0	0	0	0	0	0	0	0	.000	0	1	0	0	1.000	0	0	0	0
TOTALS		.302	21		768	164	232	28	3	31	156	359	.467	71	34	188	9	.384	5	10	23	31
OPPONENTS		.286	21		724	156	207	42	4	20	146	317	.438	107	36	147	10	.398	13	14	27	33

PITCHING STATISTICS

#	PLAYER	ERA	W	L	APP	GS	CG	SHO	SV	IP	H	R	ER	BB	SO	2B	3B	HR	AB	AVG	WP	HBP	BK	SFA	SHA
25	Beck Urofsky	0.00	0	0	1	0	0	0/0	0	0.1	0	0	0	0	0	0	0	0	1	.000	0	1	0	0	0
3	Chris Ellison	2.57	3	0	9	0	0	0/0	0	14.0	6	4	4	9	10	1	0	0	45	.133	1	2	0	2	0
21	John Gerfen	3.86	0	0	3	0	0	0/0	0	2.1	3	1	1	0	3	1	0	0	11	.273	0	0	1	0	0
13	Ethan Hamill	5.18	3	2	7	7	0	0/0	0	40.0	40	26	23	16	20	8	1	2	148	.270	1	6	0	2	4
16	Noah Keller	6.25	1	4	7	7	0	0/0	0	31.2	43	27	22	13	30	10	0	4	131	.328	1	5	1	1	3
33	Von Baker	6.61	1	0	7	0	0	0/0	0	16.1	14	12	12	12	14	1	1	3	60	.233	2	6	0	3	1
37	Huxley Holcombe	6.66	2	1	7	2	0	0/0	0	24.1	20	20	18	17	17	7	1	4	86	.233	2	3	0	1	4
32	Carson Mayfield	7.58	1	0	4	4	0	0/0	0	19.0	22	16	16	5	19	3	0	2	75	.293	1	3	0	0	1
30	William Jaun	8.38	0	1	4	1	0	0/0	1	9.2	10	10	9	9	10	1	0	1	38	.263	3	3	0	1	0
12	Ryan Porter	9.00	0	1	8	0	0	0/0	2	18.0	27	18	18	10	13	5	1	2	74	.365	3	4	1	1	1
36	Nathaniel Jennewein	10.24	0	0	6	0	0	0/0	0	9.2	12	11	11	9	11	1	0	1	39	.308	2	1	0	1	0
9	Story Kimura	20.25	0	1	3	0	0	0/0	0	2.2	9	7	6	5	0	3	0	1	15	.600	1	1	0	1	0
17	William Stephens	∞	0	0	1	0	0	0/0	0	0.0	1	4	4	2	0	1	0	0	1	1.000	0	1	0	0	0
TOTALS		6.89	11	10	21	0	0	3	188.0	207	156	144	107	147	42	4	20	724	.286	17	36	3	13	14	
OPPONENTS		6.74	10	11	21	0	1	4	185.2	232	164	139	71	188	28	3	31	768	.302	20	34	1	5	10	

Gray shaded text denotes player not on 2024-25 roster

GAME-BY-GAME INFORMATION

DATE	OPPONENT	SCORE/ TIME (ET)	CORNELL				OPPONENT				REC	IVY	POS	GB	WIN	LOSS	SAVE	TIME ATT.
			R	H	E	LOB	R	H	E	LOB								
2/21	at Duke	W, 11-8	11	11	0	9	8	6	3	4	1-0	—	—	—	Mayfield (1-0)	Johnson (0-2)	—	3:04 334
2/22	at Duke	L, 2-16	2	6	0	9	16	13	0	12	1-1	—	—	—	Higgins (1-0)	Keller (0-1)	—	3:17 443
2/23	at Duke	L, 1-18	1	8	0	11	18	12	1	3	1-2	—	—	—	Nard (1-0)	Ellison (0-1)	—	3:01 431
3/1	at UMBC	W, 8-7 (10)	8	9	1	11	7	10	5	8	2-2	—	—	—	Porter (1-0)	Kelly (0-1)	—	3:06 247
3/1	at UMBC	W, 16-13 (7)	16	11	1	10	13	6	5	7	3-2	—	—	—	Jennewein (1-0)	Bell (0-1)	Jaun (1)	3:04 279
3/2	at UMBC	GAME CANCELED (NO MAKEUP SCHEDULED)																
3/7	vs. Michigan St.	10 a.m.																
3/8	vs. UAB	12 p.m.																
3/9	at Winthrop	1 p.m.																
3/15	at Towson	11 a.m.																
3/15	at Towson	2 p.m.																
3/16	at Towson	1 p.m.																
3/22	at Yale	11:30 a.m.																
3/22	at Yale	2:30 p.m.																
3/23	at Yale	12 p.m.																
3/25	BINGHAMTON	3 p.m.																
3/29	BROWN	11:30 a.m.																
3/29	BROWN	2:30 p.m.																
3/30	BROWN	12 p.m.																
4/5	at Columbia	11:30 a.m.																
4/5	at Columbia	2:30 p.m.																
4/6	at Columbia	12 p.m.																
4/8	at Bucknell	3:30 p.m.																
4/12	PENN	11:30 a.m.																
4/12	PENN	2:30 p.m.																
4/13	PENN	1 p.m.																
4/15	at Binghamton	6:30 p.m.																
4/19	at Harvard	11:30 a.m.																
4/19	at Harvard	2:30 p.m.																
4/20	at Harvard	12 p.m.																
4/26	at Dartmouth	11:30 a.m.																
4/26	at Dartmouth	2:30 p.m.																
4/27	at Dartmouth	12 p.m.																
4/29	at Binghamton	6:30 p.m.																
5/3	PRINCETON	11:30 a.m.																
5/3	PRINCETON	2:30 p.m.																
5/4	PRINCETON	12 p.m.																

2025 CORNELL BASEBALL TV / PHOTO ROSTER



1

JOHN QUINLAN

OF • S/R • 5-9 • 185 • Sr.
Menlo Park, Calif.



2

MASON BARELA

C/INF • R/R • 5-9 • 195 • Fr.
Jupiter, Fla.



3

CHRIS ELLISON

RHP • R/R • 6-0 • 190 • Sr.
Howell, N.J.



4

CADAN WILDMAN

OF • R/R • 6-3 • 215 • Jr.
Woodbury, Minn.



5

TYLER BEAULIEU

OF • R/R • 6-1 • 175 • Fr.
Berwyn, Pa.



6

KYLE MUSSER

OF • R/R • 5-10 • 182 • Sr.
Lititz, Pa.



7

MAX JENSEN

INF • L/R • 6-3 • 210 • Sr.
Burke, Va.



8

LUKE JOHNSON

INF • R/R • 6-1 • 180 • So.
Coto de Caza, Calif.



9

GRAHAM BIBEN

RHP • R/R • 6-0 • 170 • So.
New York, N.Y.



11

MATTHEW WALTERS

OF • R/R • 5-11 • 195 • Jr.
Granbury, Texas



12

RYAN PORTER

OF/RHP • R/R • 6-0 • 185 • Sr.
Houston, Texas



13

ETHAN HAMILL

RHP • R/R • 6-3 • 200 • Jr.
Chester, Va.



15

OWEN CARLSON

INF • L/R • 5-11 • 180 • So.
Los Angeles, Calif.



16

NOAH KELLER

LHP • L/L • 6-1 • 210 • Jr.
Goodrich, Mich.



17

GUS MAGILL

RHP • R/R • 6-0 • 200 • Fr.
New York, N.Y.



18

TJ SWIDORSKI

INF • R/R • 6-0 • 185 • Jr.
Woodbury, Minn.



19

MARK QUATRANI

C • R/R • 5-11 • 200 • So.
Springfield, Pa.



20

KEVIN HAGER

INF • R/R • 6-0 • 190 • So.
Berkeley Heights, N.J.



21

JOHN GERFEN

LHP • R/L • 6-0 • 195 • Jr.
Brewster, N.Y.



22

JAKOBI DAVIS

OF • L/L • 6-4 • 210 • Sr.
Sarasota, Fla.



23

JAYDEN SHIN

INF • L/R • 6-2 • 205 • Fr.
Pennington, N.J.



25

BECK UROFSKY

INF • R/R • 6-4 • 225 • Jr.
Silver Spring, Md.



26

RYAN HEGARTY

RHP • L/R • 6-5 • 200 • Fr.
Needham, Mass.



28

MAX FOSTER

RHP • R/R • 6-3 • 210 • So.
Bethel, Conn.



29

WILL SIWINSKI

LHP • R/L • 6-3 • 195 • Fr.
San Francisco, Calif.



30

WILLIAM JAUN

1B/LHP • L/L • 6-3 • 225 • Fr.
Loveland, Ohio



31

RYAN DILLON

C • R/R • 6-2 • 185 • Fr.
Marlborough, Mass.



32

CARSON MAYFIELD

RHP • R/R • 6-5 • 200 • Jr.
Annandale, Va.



34

ETHAN VAN SICE

RHP • R/R • 5-9 • 170 • So.
Arlington, Va.



36

NATHANIEL JENNEW EIN

LHP • R/L • 5-11 • 180 • So.
Tampa, Fla.



37

HUXLEY HOLCOMBE

LHP • L/L • 6-6 • 180 • So.
Worcester, Mass.



38

BRAEDON JOHNSON

LHP • L/L • 6-3 • 220 • Fr.
Otego, N.Y.



40

TAVIAN RAMOS

RHP • R/R • 6-2 • 180 • Fr.
Nee nah, Wis.



41

JACKSON MARKO

C • R/R • 5-10 • 175 • Jr.
Syracuse, N.Y.



42

JOSH SHEA

RHP • R/R • 5-11 • 175 • Jr.
Cortlandt Manor, N.Y.



43

ETHAN MCHUGH

RHP • R/R • 5-9 • 165 • Jr.
Annandale, N.J.



44

SAM KEENE

LHP • L/L • 6-4 • 200 • Fr.
Cohasset, Mass.



24

DAN PEPICELLI

Head Coach
10th Season



14

TOM FORD

Associate Head Coach
35th Season at Cornell



27

JOHN TOPPA


Assistant Coach
4th Season



35

ROBBY FARIS

Assistant Coach
1st Season



35

GRACE DeSTEFANO

Athletic Trainer
3rd Season