

# CORNELL BIG RED

## 2024-25 MEN'S HOCKEY GAME NOTES

TWO NATIONAL CHAMPIONSHIPS (1967, 1970) | 26 IVY LEAGUE CHAMPIONSHIPS | 14 ECAC HOCKEY CHAMPIONSHIPS

### 2024-25 SCHEDULE

#### OCTOBER

26 **TORONTO (EXH.)** (ESPN+) W, 6-2

#### NOVEMBER (4-2-3, 2-2-2 ECAC)

1 **#7 NORTH DAKOTA** (ESPN+/SNY) W, 4-1

2 **#7 NORTH DAKOTA** (ESPN+) W, 5-3

8 **YALE\*** (ESPN+) T, 2-2 (SOL)

9 **BROWN\*** (ESPN+) W, 3-1

15 at #17 Dartmouth\* (ESPN+) L, 3-4

16 at #20 Harvard\* (ESPN+/NESN) T, 2-2 (SOW)

22 **#18 QUINNIPIAC\*** (ESPN+/TSN+) L, 1-3

23 **PRINCETON\*** (ESPN+) W, 5-0

#### FROZEN APPLE (NEW YORK, N.Y.)

30 vs. #18 Quinnipiac (ESPN+/TSN+) T, 3-3 (SOW)

#### DECEMBER (1-1-0, 1-1-0 ECAC)

6 **COLGATE\*** (ESPN+/SNY) W, 3-2 (OT)

7 at Colgate\* (ESPN+) L, 3-6

#### JANUARY (3-4-2, 2-2-1 ECAC)

##### DESERT HOCKEY CLASSIC (TEMPE, ARIZ.)

3 vs. UMass (NCHC.tv) W, 4-2

4 at #19 Arizona State (NCHC.tv) L, 0-4

10 at Sacred Heart (FloHockey) T, 1-1 (SOW)

11 at Sacred Heart (FloHockey/SNY) L, 2-4

17 at Princeton\* (ESPN+/SNY) W, 6-2

18 at #16 Quinnipiac\* (ESPN+/NESN) T, 2-2 (SOW)

24 **HARVARD\*** (ESPN+) W, 4-1

25 **DARTMOUTH\*** (ESPN+) L, 1-6

31 at St. Lawrence\* (ESPN+) L, 1-2

#### FEBRUARY (4-3-1, 4-3-1 ECAC)

1 at Clarkson\* (ESPN+) T, 3-3 (SOW)

7 **RPI\*** (ESPN+/TSN+) W, 4-2

8 **UNION\*** (ESPN+) L, 1-4

14 at Brown\* (ESPN+) W, 6-1

15 at Yale\* (ESPN+/SNY) W, 5-3

21 **#19 CLARKSON\*** (ESPN+) L, 1-3

22 **ST. LAWRENCE\*** (ESPN+) W, 6-0

28 at Union\* (ESPN+) L, 1-4

#### MARCH (7-0-0, 1-0-0 ECAC)

1 at RPI\* (ESPN+) W, 6-0

#### 2025 ECAC HOCKEY CHAMPIONSHIP

8 **YALE (ESPN+)** W, 5-1

14 at Colgate (ESPN+) W, 4-1

15 at Colgate (ESPN+) W, 3-0

21 vs. #12 Quinnipiac (ESPN+) W, 3-2 (OT)

22 vs. #18 Clarkson (ESPN+) W, 3-1

#### 2025 DIVISION I MEN'S HOCKEY CHAMPIONSHIP

27 vs. #1 Michigan State (ESPN+) W, 4-3

29 vs. #8 Boston University (ESPNU) 4 p.m.

All game times Eastern, subject to change

\* - Denotes Ivy League contest

**Bold Red CAPS denotes home game**

### CORNELL BIG RED

VS

### BOSTON UNIV. TERRIERS

GAME NO. 36 | SATURDAY, MARCH 29 | 4 P.M. | TOLEDO, OHIO | HUNTINGTON CENTER | CORNELL LEADS SERIES, 27-22-3

**19-10-6**

OVERALL

**10-8-4**

ECAC HOCKEY

**16/16**

USCHO/USA TODAY

**22-13-2**

OVERALL

**14-8-2**

HOCKEY EAST

**8/8**

USCHO/USA TODAY

**Mike Schafer**

30TH SEASON AS HEAD COACH

**561-299-117 (.634)**

30TH SEASON AT CORNELL

**Jay Pandolfo**

3RD SEASON AS HEAD COACH

**79-34-4 (.692)**

3RD SEASON AT BOSTON UNIV.

### GAME INFORMATION

#### TV BROADCAST



Play-by-Play: Kevin Gehl

Analyst: Sean Ritchlin

Live Stats: [cornellbigred.com](http://cornellbigred.com)

#### RADIO BROADCAST



Play-by-Play: Jason Weinstein

Analyst: Tony Eisenhut '88

Radio Stream: [cortacatoday.com](http://cortacatoday.com)

### PUCK DROP

► Looking to increase its seven-game win streak and clinch its first Frozen Four appearance since 2003, the No. 16-ranked Cornell men's hockey team (19-10-6) will battle one of its storied rivals, second-seeded and No. 8-ranked Boston University (22-13-2), in the Toledo Regional final at the Huntington Center this afternoon.

► Puck drop is set for 4 p.m. and will be broadcast on ESPNU and ESPN+ with Kevin Gehl calling the play-by-play and Sean Ritchlin providing analysis. **JASON WEINSTEIN** (play-by-play) and **TONY EISENHUT '88** (analysis) will also have the call over the airwaves on WHCU (870 AM, 97.7 FM, [cortacatoday.com](http://cortacatoday.com)).

### ROAD TO ST. LOUIS

► Cornell is participating in its 25th NCAA Division I Men's Hockey Championship this weekend. It is the 10th-most appearances by any program and the second-most by the 12 members of ECAC Hockey, trailing fellow Ivy League program and bitter rival Harvard (27).

► Joining the Big Red in the Toledo Regional this weekend are second-overall seed Michigan State (29th appearance), Boston University (40th appearance), and Ohio State (11th appearance).

► Last season, Cornell defeated Maine, 3-1, in the semifinal of the Springfield Regional powered by a two-goal outing from then-junior forward **SULLIVAN MACK** and a 31-save performance from then-junior goaltender **IAN SHANE**. The Big Red lost in the final of the Springfield Regional to Denver, the eventual national champions, 2-1.

### NOT HIS FIRST RODEO

► **MIKE SCHAFFER** '86, the Jay R. Bloom '77 Head Coach of Cornell Men's Ice Hockey, is coaching in his 15th and final NCAA Tournament this weekend, as Schafer announced on this past June 13 that he would be retiring at the conclusion of the 2024-25 season.

► Schafer is one of three head coaches in this year's tournament to have coached in at least 10 NCAA Tournaments, joined by Minnesota's Bob Motzko (13) and Quinnipiac's Rand Pecknold (11). The first eight of Motzko's trips to the tournament came while at St. Cloud State.

► Schafer, who coached his first NCAA Tournament game in his first year at the helm of the Big Red program during the 1995-96 season, has an overall record of 12-14 (.462) in NCAA Tournament contests, and has won at least one tournament game in each of his last three trips.

► Schafer, a 1986 graduate of Cornell, is one of six head coaches in this year's tournament to be coaching their alma mater. He is joined by Boston College's Greg Brown, Denver's David Carle, Western Michigan's Pat Ferschweiler, Michigan State's Adam Nightingale, and Boston University's Jan Pandolfo.

### NCAA LEADERS

#### MOST NCAA TOURNAMENT APPEARANCES NCAA History

SCHOOL	APPS.
<b>Minnesota</b>	<b>42</b>
<b>Michigan</b> <i>(not in tournament)</i>	<b>41</b>
<b>Boston University</b>	<b>40</b>
<b>Boston College</b>	<b>38</b>
<b>North Dakota</b> <i>(not in tournament)</i>	<b>35</b>
<b>Denver</b>	<b>33</b>
<b>Michigan State</b>	<b>29</b>
<b>Harvard</b> <i>(not in tournament)</i>	<b>27</b>
<b>Wisconsin</b> <i>(not in tournament)</i>	<b>27</b>
► <b>Cornell</b>	<b>25</b>

### NCAA LEADERS

#### MOST NCAA TOURNAMENT APPEARANCES Active Head Coaches

COACH	SCHOOL(S)	APPS.
► <b>Mike Schafer</b>	<b>Cornell</b>	<b>15</b>
<b>Bob Motzko</b>	SCSU, <b>Minnesota</b>	<b>13</b>
<b>Rand Pecknold</b>	Quinnipiac	<b>11</b>
<b>Nate Leaman</b>	Union, <b>Providence</b>	<b>8</b>
<b>Guy Gadowsky</b>	Princeton, <b>Penn State</b>	<b>6</b>
<b>David Carle</b>	Denver	<b>5</b>
<b>Greg Carvel</b>	UMass	<b>5</b>
<b>Steve Rohlik</b>	Ohio State	<b>5</b>

**NOTE: Bold italics denotes current team**

### MEDIA CONTACT

#### MARSHALL HAIM

Assistant Director of Athletic Communications

✉ [mh2348@cornell.edu](mailto:mh2348@cornell.edu)

☎ (716) 465-4945 (mobile)

# 2024-25 CORNELL MEN'S HOCKEY ROSTER

NO	NAME	POS	HT	WT	YR	S/C	HOMETOWN	LAST TEAM	NHL	YR / RD / PICK
3	Jack O'Brien	D	6-0	184	Jr.	L	White Rock, British Columbia	Nanaimo Clippers (BCHL)		
4	Hank Kempf	D	6-2	203	Sr.	L	Wilmette, Ill.	Muskegon Lumberjacks (USHL)		2021 / 7 / 208
5	Hoyt Stanley	D	6-3	203	So.	R	West Vancouver, British Columbia	Victoria Grizzlies (BCHL)		2023 / 4 / 108
6	George Fegas	D	6-2	212	So.	R	Richmond Hill, Ontario	Muskegon Lumberjacks (USHL)		2022 / 3 / 83
7	Jimmy Rayhill	D	5-9	174	Sr.	R	New Hartford, N.Y.	Odessa Jackalopes (NAHL)		
8	Luke Devlin	F	6-3	209	So.	L	Memphis, Tenn.	West Kelowna Warriors (BCHL)		2022 / 6 / 182
9	Jack O'Leary	F	5-7	158	Sr.	R	St. James, N.Y.	Cedar Rapids RoughRiders (USHL)		
10	Jake Kraft	F	5-8	180	So.	L	Churchville, N.Y.	Cedar Rapids RoughRiders (USHL)		
11	Sean Donaldson	F	5-11	192	Jr.	L	Vancouver, British Columbia	Nanaimo Clippers (BCHL)		
12	Tim Rego	D	6-0	186	Sr.	R	Mansfield, Mass.	Brooks Bandits (AJHL)		
13	Marian Mosko	D	5-11	181	So.	L	Visolaje, Slovakia	Fargo Force (USHL)		
14	Ryan Walsh	F	6-1	188	So.	R	Rochester, N.Y.	Cedar Rapids RoughRiders (USHL)		2023 / 6 / 188
15	Tyler Catalano	F	6-4	216	So.	R	St. Louis, Mo.	Youngstown Phantoms (USHL)		
16	Charlie Major	F	5-10	180	Fr.	R	Skaneateles, N.Y.	Chicago Steel (USHL)		
17	Dalton Bancroft	F	6-3	207	Jr.	R	Madoc, Ontario	Trenton Golden Hawks (OJHL)		
18	Kyler Kovich	F	6-2	185	Sr.	L	Coquitlam, British Columbia	Tri-City Storm (USHL)		
19	Sullivan Mack	F	6-1	194	Sr.	L	Anchorage, Alaska	Salmon Arm Silverbacks (BCHL)		
21	Ben Robertson	D	5-11	191	So.	L	Potomac Falls, Va.	Waterloo Black Hawks (USHL)		
22	Kyle Penney	F	6-1	210	Sr.	L	Lawrencetown, Nova Scotia	Chilliwack Chiefs (BCHL)		
23	Winter Wallace	F	6-4	222	Jr.	R	Boulder, Colo.	Youngstown Phantoms (USHL)		
24	Nicholas Wolfenberg	D	6-2	212	Fr.	R	Calgary, Alberta	Okotoks Oilers (BCHL)		
26	Ondrej Psenicka	F	6-6	209	Sr.	L	Praha, Czechia	Waterloo Black Hawks (USHL)		
27	Michael Suda	D	6-1	187	Sr.	L	Cheektowaga, N.Y.	Fargo Force (USHL)		
28	Nick DeSantis	F	5-9	163	Jr.	R	Collegeville, Pa.	Madison Capitols (USHL)		
29	Parker Murray	F	6-5	229	Fr.	L	Manhattan Beach, Calif.	Chilliwack Chiefs (BCHL)		
30	Ian Shane	G	6-0	176	Sr.	L	Manhattan Beach, Calif.	Bismarck Bobcats (NAHL)		
33	Remington Keopple	G	6-2	184	Jr.	L	New Richmond, Wis.	Des Moines Buccaneers (USHL)		
37	Justin Katz	G	6-1	176	Fr.	R	Montréal, Québec	Powell River Kings (BCHL)		
38	Jonathan Castagna	F	6-2	200	So.	L	Etobicoke, Ontario	St. Andrew's College		2023 / 3 / 70

## COACHING AND SUPPORT STAFF

Head Coach:	Mike Schafer '86
Associate Head Coach:	Casey Jones '90
Assistant Coach:	Sean Flanagan
Dir. of Hockey Ops./Ast. Coach:	Corey Leivermann
Equipment Manager:	Sean Schmidt
Athletic Trainer:	Kait Petryszyn
Team Physician:	Dr. Dave Wentzel
Strenght & Conditioning:	Mike Missen

## PRUH-NUHN-SEE-AY-SHN GUIDE



















4	Hank Kempf	KEHM-pf
6	George Fegas	feh-g-AIR-ess
12	Tim Rego	REE-go
13	Marian Mosko	MAA-skau
17	Dalton Bancroft	BAN-crawft
18	Kyler Kovich	KOH-vich
26	Ondrej Psenicka	AWN-dray zeh-NEET-skuh
27	Michael Suda	SOO-duh
28	Nick DeSantis	duh-SAN-tuhs
33	Remington Keopple	KEH-puhl
38	Jonathan Castagna	KUH-stan-yuh
HC	Mike Schafer	SHAY-fuhr
AT	Kait Petryszyn	puh-TRISH-in

## ROSTER BREAKDOWN

### BY CLASS

FRESHMAN (4)	SOPHOMORES (9)	JUNIORS (6)	SENIORS (10)
16 Major	5 Stanley	3 O'Brien	4 Kempf
29 Wolfenberg	6 Fegas	11 Donaldson	7 Rayhill
24 Murray	8 Devlin	17 Bancroft	9 O'Leary
37 Katz	10 Kraft	23 Wallace	12 Rego
	13 Mosko	28 DeSantis	18 Kovich
	14 Walsh	33 Keopple	19 Mack
	15 Catalano		22 Penney
	21 Robertson		26 Psenicka
	38 Castagna		27 Suda
			30 Shane

### BY STATE

 New York	6	 Colorado	1	 Pennsylvania	1
 British Columbia	4	 Czechia	1	 Québec	1
 Ontario	3	 Illinois	1	 Slovakia	1
 California	2	 Massachusetts	1	 Tennessee	1
 Alaska	1	 Missouri	1	 Virginia	1
 Alberta	1	 Nova Scotia	1	 Wisconsin	1

CORNELL QUICK FACTS

GENERAL INFORMATION

Location:	Ithaca, N.Y.
Enrollment:	26,284 (16,071 undergraduate)
Founded:	1865
Nickname:	Big Red
School Colors:	Carnelian Red (Pantone 187) and White
Conference:	Ivy League / ECAC Hockey
Interim President:	Michael I. Kotlikoff
Meakam Smith Director of Athletics:	Dr. Nicki Moore
Athletics Website:	CornellBigRed.com
Ticket Office Phone:	(607) 255-4247
Ticket Office Website:	BigRedTix.com
Facebook:	/CornellSports
X (formerly Twitter):	@CornellSports   @CornellMHockey
Instagram:	@CornellSports   @cornellMHockey

HISTORY

Seasons of Hockey:	108th
First Varsity Season:	1900-01
All-Time Record:	1250-774-166 (.609)
ECAC Hockey Regular-Season Titles (last):	11 (2020)
Ivy League Regular-Season Titles (last):	26 (2024)
ECAC Hockey Championship Titles (last):	14 (2025)
NCAA Tournament Appearances (last):	25 (2025)
Most Consecutive NCAA Appearances:	4 (1967-70)
Frozen Four Appearances:	8 (2003)
National Championships:	2 (1967, 1970)
NCAA Tournament Record:	21-25 (.457)

LYNAH RINK

Year Opened (Season):	1957 (68th)
Capacity:	4,267
All-Time Record:	622-236-73 (.707)
Under Mike Schafer:	293-111-48 (.701)

COACHING / SUPPORT STAFF

Head Coach:	Mike Schafer (Cornell '86)
Record at Cornell:	561-299-117 (.634)
Overall Record:	Same as above
Associate Head Coach:	Casey Jones (Cornell '90)
Assistant Coach:	Sean Flanagan (St. Lawrence '10)
Dir. of Hockey Ops./Ast. Coach:	Corey Leivermann (Gustavus Adolphus '14)
Equipment Manager:	Sean Schmidt (Ferris State '09)
Athletic Trainer:	Kait Petryszyn (SUNY Cortland '22)

2023-24 IN REVIEW

Overall Record:	22-7-6 (.714)
ECAC Hockey Record (Finish):	12-6-4 (.636) — 2nd
Home Record:	10-3-2 (.733)
Road Record:	8-3-2 (.692)
Neutral Record:	4-1-2 (.714)
ECAC Hockey Tournament:	No. 2 seed / Championship Beat St. Lawrence in ECAC Hockey Championship, 3-1
NCAA Tournament:	No. 3 seed / Regional Final Beat Maine in semis, 3-1; Lost to Denver in final, 2-1
USCHO.com Poll Ranking (final):	9th
USA Hockey/The Rink Live Poll Ranking (final):	9th

2024-25 TEAM INFORMATION

Letterwinners Returning / Lost:	25 / 3
Newcomers:	4
Fr / So / Jr / Sr:	4 / 10 / 6 / 10

#YELLCORNELL

TALE OF THE TAPE

as of 3/28/25	C	BU
Overall Record	19-10-6	22-13-2
60-Minute Record	17-10-8	20-11-6
Overtime Record	2-0-6	2-2-2
Shootout Record	5-1	2-0
Team Offense	3.14	3.84
National Rank	20th	4th
Conference Offense	3.14	3.71
Conference Rank	5th	1st
Team Defense	2.26	2.97
National Rank	11th	T-36th
Conference Defense	2.41	2.71
Conference Rank	4th	T-4th
PP Percentage	.151	.282
National Rank	T-56th	4th
Conference PP. Pct.	.143	.261
Conference Rank	11th	2nd
Penalty Kill Pct.	.830	.780
National Rank	16th	40th
Conference PK Pct.	.815	.798
National Rank	5th	5th

FACEOFF PERCENTAGES

C	CORNELL (54.3%; 7th)	W	L	PCT
38	Jonathan Castagna	276	199	.581
14	Ryan Walsh	411	320	.562
18	Kyler Kovich	116	105	.525
16	Charlie Major	101	100	.502
15	Tyler Catalano	104	103	.502
BU	BOSTON UNIVERSITY (49.7%; 34th)	W	L	PCT
9	Ryan Greene	325	299	.521
8	Brandon Svoboda	129	122	.514
11	Kamil Bednarik	253	259	.494
4	Jack Hughes	136	145	.484
15	Matt Copponi	134	171	.439

LAST TIME OUT

- Senior forward **SULLIVAN MACK**'s power-play goal with just 10 seconds left in regulation broke a 3-3 tie, leading No. 16-ranked Cornell to a 4-3 victory in a dramatic back-and-forth contest against the No. 2 overall seed and top-ranked Michigan State in the second semifinal of the Toledo Regional at the Huntington Center on Thursday evening.
- Sophomore forward **RYAN WALSH** sparked the Big Red's third-period comeback by netting his second goal of the game with 7:22 left in regulation, tying the game at 3-3. Walsh's first goal happened in the first period and was succeeded by freshman **CHARLIE MAJOR**'s second-period tally.
- Senior goaltender **IAN SHANE** backstopped Cornell to victory, stopping 34 of 37 shots to secure his 66th career win and surpass **DAVID MCKEE** and **BEN SCRIVENS** for the second-most victories by a Big Red netminder in program history.

IT'S NOT OVER 'TIL IT'S OVER

- Senior forward **SULLIVAN MACK**'s power-play goal at the 59:50 mark of regulation serves as the program's fifth-latest game-winning goal scored in regulation.
- It was the latest game-winning goal since **BEN BERARD** '23 tallied his third goal of a Nov. 6, 2021, contest against Dartmouth at Thompson Arena in Hanover, N.H., which came with six seconds left.
- Along with Berard, **ROY KERLING** (Feb. 26, 1982 — 59:59; Jan. 25, 1978 — 59:52) and **ALEC MCCRAE** (Nov. 11, 2017 — 59:58) were the others to have scored with less seconds on the clock.

- McCrae and Mack are the only two Big Red players in program history to have scored game-winning goals while on the power play with 10 seconds or less remaining in regulation.

STREAK EXTENDED

- With its win over RPI on March 1, Cornell registered its eighth consecutive season with at least 10 victories in ECAC Hockey play.
- The streak is the third-longest in program history, trailing behind a 19-year span from 1964-65 to 1982-83, and the most recent streak of 13 consecutive seasons from 1999-00 to 2011-12. Under **MIKE SCHAFER** '86, the Big Red has achieved at least 10 conference victories in 24 out of the 29 seasons.

- Entering this afternoon with 19 victories, the Big Red is seeking to register its third consecutive season with at least 20 victories. A win today would be 15th time in Schafer's tenure as head coach that the Big Red has amassed 20 wins in a season.

CORNELL RECORD BOOK

LATEST GWG SCORED IN REGULATION <i>Cornell Program History</i>		
PLAYER	DATE	TIME
Roy Kerling	2/26/1982	59:59
Alec McCrae (PPG)	11/11/2017	59:58
Ben Berard	11/6/2021	59:54
Roy Kerling	1/25/1978	59:52
► Sullivan Mack (PPG)	3/27/2025	59:50
John Hughes	3/14/1970	59:46

CORNELL RECORD BOOK

LONGEST STREAKS WITH 10+ ECAC WINS <i>Cornell Program History</i>		
LENGTH	SEASON START	SEASON END
19 seasons	1964-65	1982-83
13 seasons	1999-00	2011-12
► 8 seasons	2016-17	—
5 seasons	1987-88	1991-92

## MEDIA INFORMATION

### ATHLETIC COMMUNICATIONS

Jeremy Hartigan

Sr. Associate Director of Athletics for Communications

Marshall Haim

Assistant Director of Athletic Communications (MIH)

Phone: (716) 465-4945

Email: mh2348@cornell.edu

TBA

Assistant Director of Athletic Communications

Aaron Kelly

Assistant Director of Athletic Communications

Sydney Duenckel

Athletic Communications Intern

### MEDIA CREDENTIALS

► All media credential requests must be submitted to the Cornell men's hockey SID, Marshall Haim, at least 48 hours in advance of the desired game(s) in which the media member(s) are requesting.

► If approved for media credentials, media members can acquire their credential at the will-call window inside Bartels Hall, the building connected to the east of Lynah Rink.

### WEEKLY MEDIA AVAILABILITY

► **MIKE SCHAFER** '86 and requested Cornell men's hockey student-athletes will be made available to the media each week throughout the season. Media availability will be held following every Tuesday practice, at approximately 5 p.m. Times and dates subject to change. Specific student-athlete requests should be made through Cornell's athletic communications office at least 24 hours in advance.

### INTERVIEW REQUESTS

► Outside of weekly media availability, interview requests for student-athletes and coaching staff members may be requested through the Cornell athletic communications office. Every interview request will be attempted to be accommodated, but student-athletes are requested to not miss any classes, study halls, practices, or any potential medical treatments.

### PRACTICES

► All Cornell men's hockey practices and morning skates are not open to the public.

### POSTGAME INTERVIEWS

► **MIKE SCHAFER** '86, the Jay R. Bloom '77 Head Coach of Cornell Men's Ice Hockey, and selected student-athletes will be made available to the media following a 10-minute cooling down period.

► All postgame interviews involving Cornell at Lynah Rink will be conducted inside the hockey office. On the road, postgame interviews will take place in a designated area or outside the team's dressing room.

### DRESSING ROOM ACCESS

► The Cornell men's hockey dressing room, both at home and on the road, is closed to all media members.

### LYNAH RINK PRESS BOX

► Line charts and game notes will be made available for the working media inside the Lynah Rink press box at least 90 minutes prior to puck drop. Wireless internet access is available inside Lynah Rink for working media members only.

**CORNELL**  
HOCKEY

## THIS DAY IN CORNELL MEN'S HOCKEY HISTORY

### MARCH

29

Cornell is 1-2-0 all-time on March 29; 1-1-0 under **MIKE SCHAFER**

**March 29, 2003:** Cornell defeats Minnesota State, 5-2, in the semifinal of the East Regional behind **MIKE KNOEPFLI**'s three-point day (2-1—3). **SHANE HYNES** also scored twice for the Big Red as **MATT MOULSON** and **CHARLIE COOK** chipped in two assists apiece. **DAVID LeNEVEU** made 18 saves en route to the victory.

### RED-HOT RED

► All three facets of Cornell's game have been clicking on all cylinders recently, as the Big Red enters this weekend as one of two Division I programs (Quinnipiac) that has averaged at least 3.75 goals scored per game while allowing under 2.00 goals against per game, dating back to Feb. 14.

► Cornell's 3.92 goals per game average since Feb. 14 (47 goals in 12 games) ranks third nationally, trailing Western Michigan (4.77 — 62 goals in 13 games) and Quinnipiac (4.22 — 38 goals in 9 games). Boston University (3.90 — 39 goals in 10 games) is the closest program during the timeframe to average four goals per game.

► Cornell's 47 goals scored rank as the third-most by a Division I program since Feb. 14, behind NCHC foes Western Michigan (62) and Denver (50), and is ahead of Boston University (39) and ECAC Hockey rivals Quinnipiac (38) and Clarkson (37).

► While Cornell's offense has been on a roll recently, so has the Big Red's defense, which ranks fourth in goals allowed per game (1.58). Only Minnesota State (1.11 — 10 goals in 9 games), LIU (1.33 — 8 goals in 6 games), and Quinnipiac (1.44 — 13 goals in 9 games) have better averages. The Big Red also owns the fifth-best penalty kill (88.6 percent — 31-of-35), trailing Stonehill (11-of-11), Lindenwood (93.3 percent — 14-of-15), Holy Cross (90.6 percent — 29-of-32), and Boston College (89.3 percent — 25-of-28).

► With an average margin of victory of +2.33 since Feb. 14, Cornell is only behind Quinnipiac (+2.78) for the best scoring margin during the period while serving as one of five teams (Minnesota State — +2.22; LIU — +2.00; Western Michigan — +2.00) to have an average win margin of two goals.

► Cornell is tied with Western Michigan (seven games) for the longest active win streak heading into today's contests.

### FINDING HIS SCORING TOUCH

► Junior forward **DALTON BANCROFT** (15-11—26) has scored at least 20 points in each of his first three seasons with the Big Red, making him the 49th player in program history to reach the milestone.

► Under **MIKE SCHAFER** '86, Bancroft is the 10th player to reach the milestone, joining **KYLE KNOPP** (1995-98), **RYAN MOYNIHAN** (1996-99), **RYAN VESCE** (2000-03), **MATT MOULSON** (2002-05), **TOPHER SCOTT** (2004-07), **RILEY NASH** (2007-10), **BRIAN FERLIN** (2011-14), **JOEL LOWRY** (2011-14), and **ANTHONY ANGELLO** (2015-18).

► Fueled by his 36 goals, Bancroft is tied with Angello and Vesce for the fourth-most goals scored by a player in their first three seasons with the Big Red during Schafer's 30-year coaching career.

► If Bancroft scores a goal today, he will tie Nash for the third-most goals, while a two-goal game would match **COLIN GREENING** for the second-most goals in a player's first three seasons under Schafer's tutelage.

► In addition to his 42 assists, Bancroft is one of five players to tally at least 35 goals and assists over his first three seasons with Cornell, joining Vesce (36-66—102), Nash (37-64—101), Moulson (53-47—100), and Greening (38-42—80).

► With his awarded short-handed, empty-net goal against Colgate in the series-clinching win on March 15, Bancroft became the first Cornell player to have a 15-goal season since **MORGAN BARRON** (15) in 2018-19.

### NCAA LEADERS

#### TOP SCORING OFFENSES

Since Feb. 14 (as of 3/28/25)

SCHOOL	GP	G	GPG
Western Michigan	13	62	4.77
Quinnipiac	9	38	4.22
► Cornell	12	47	3.92
Boston University	10	39	3.90
Connecticut	8	31	3.88
Denver	13	50	3.85

#### TOP SCORING DEFENSES

Since Feb. 14 (as of 3/28/25)

SCHOOL	GP	GA	GPG
Minnesota State	9	10	1.11
Long Island	6	8	1.33
Quinnipiac	9	13	1.44
► Cornell	12	19	1.58
Boston College	8	13	1.63
Bentley	9	15	1.67

### CORNELL RECORD BOOK

#### 35+ GOALS, 35+ AST IN FIRST THREE SEASONS

Under Mike Schafer '86 (Since 1995-96)

PLAYER	SEASONS	G	A	PTS
Ryan Vesce	2000-03	36	66	102
Riley Nash	2007-10	37	64	101
Matt Moulson	2002-05	53	47	100
Colin Greening	2006-09	38	42	80
► Dalton Bancroft	2022-25	36	42	78

#### PLAYERS WITH 20+ POINTS IN FIRST 3 YEARS

Under Mike Schafer '86 (Since 1995-96)

PLAYER	SEASONS	FR.	SO.	JR.
Kyle Knopp	1995-98	33	32	26
Ryan Moynihan	1996-99	27	26	27
Ryan Vesce	2000-03	27	30	45
Matt Moulson	2002-05	23	35	42
Topher Scott	2004-07	24	28	25
Riley Nash	2007-10	32	34	35
Brian Ferlin	2011-14	21	24	27
Joel Lowry	2011-14	22	23	24
Anthony Angello	2015-18	24	20	26
► Dalton Bancroft	2022-25	21	31	26



NCAA RANKINGS

DCU / USCHO.com Poll (as of 3/24/25)  
Bold denotes Cornell opponent in 2024-25

TEAM	RECORD	LAST	PTS
1. Michigan State (32)	26-6-4	1	981
2. Boston College (13)	26-7-2	2	932
3. Western Michigan (5)	30-7-1	3	906
4. Maine	24-7-6	4	873
5. Minnesota	25-10-4	5	777
6. Denver	29-11-1	6	716
7. UConn	22-11-4	7	700
8. Boston University	21-13-2	8	618
9. Ohio State	24-13-2	9	615
10. Providence	21-10-5	10	583
11. Quinnipiac	24-11-2	12	418
12. Penn State	20-13-4	13	405
13. UMass	20-13-5	14	381
14. Minnesota State	27-8-3	15	376
15. Arizona State	21-14-2	11	358
16. Cornell	18-10-6	RV	206
17. Michigan	18-15-3	16	192
18. North Dakota	21-15-2	17	156
19. Clarkson	24-12-3	18	117
20. Bentley	23-14-2	RV	101

Receiving votes: UMass Lowell (32), Holy Cross (14), Colorado College (12), Northeastern (7), Dartmouth (6), Omaha (6), St. Thomas (6), New Hampshire (3), Brown (2), Wisconsin (1)

USA Hockey/The Rink Live Poll (as of 3/24/25)  
Bold denotes Cornell opponent in 2024-25

TEAM	RECORD	LAST	PTS
1. Michigan State (20)	26-6-4	1	664
2. Boston College (13)	26-7-2	2	652
3. Western Michigan (1)	30-7-1	3	604
4. Maine	24-7-6	4	594
5. Minnesota	25-10-4	5	532
6. Denver	29-11-1	6	487
7. UConn	22-11-4	8	479
8. Boston University	21-13-2	7	444
9. Ohio State	24-13-2	9	397
10. Providence	21-10-5	10	396
11. UMass	20-13-5	14	291
12. Quinnipiac	24-11-2	11	289
13. Penn State	20-13-4	13	272
14. Minnesota State	27-8-3	15	241
15. Arizona State	21-14-2	12	227
16. Cornell	18-10-6	19	167
17. Michigan	18-15-3	16	124
18. Clarkson	24-12-3	18	103
19. North Dakota	21-15-2	17	84
20. Bentley	23-14-2	RV	50

Receiving votes: UMass Lowell (29), Dartmouth (9), Holy Cross (3), Brown (2)

KILL, RED, KILL

► Cornell went 7-for-7 on its short-handed opportunities in its series-clinching win over Colgate on March 15, marking the first time the Big Red did not allow a power-play goal on at least seven opposing power play chances since Oct. 28, 2017, when it went 7-for-7 against Alabama-Huntsville.

► The last time Cornell had a perfect penalty kill on at least seven opposing power plays in a postseason contest was against Michigan on March 23, 2012, in the Midwest Regional semifinal of the NCAA Tournament, where it killed all seven Wolverine power plays.

► During the 2025 portion of the season, Cornell's penalty kill has ranked among the best in Division I hockey, successfully killing 61 of its opponents' last 70 power-play opportunities (87.1 percent), placing the Big Red fourth nationally and third among ECAC Hockey programs. The programs ahead of the Big Red are Holy Cross (90.5 percent — 67-of-74), Quinnipiac (90.0 percent — 54-of-60), and Dartmouth (87.5 percent — 42-of-48).

► Since Jan. 18, the Big Red has given up six power-play goals over its last 57 penalty kills, leading to its 89.5 percent success rate. Cornell is one of three Division I hockey programs that has at least a 90 percent penalty kill during the period, joining Dartmouth (90.2 percent — 37-of-41) and Holy Cross (90.0 percent — 54-of-60).

HOCKEY HUMANITARIAN AWARD

► After being selected as one of 14 nominees for the 2025 Hockey Humanitarian Award, senior defenseman **HANK KEMPF** was named one of five finalists by the Hockey Humanitarian Award Foundation on Feb. 12.

► Joining Kempf as finalists are Bemidji State's Kendra Fortin, Boston College's Keri Clougherty, Merrimack's Raice Szott, and St. Lawrence's Sarah Thompson.

► Kempf is the fourth consecutive nominee from either Big Red hockey program and the sixth finalist from Cornell for the award, joining former women's hockey players **ERIN SCHMALZ** '99, **ALYSSA GAGLIARDI** '14, and **MORGAN RICHARDSON** '16. **SAM PAOLINI** '03 is the only other men's player to be a finalist, winning the award in 2003. Since the award was introduced in 1997, Kempf's nomination marks the 10th time a Big Red player has been nominated and is the only Big Red student-athlete to be nominated multiple times. The nomination is the fifth time a member of the Cornell men's program has been considered for the prestigious award, joining Paolini, **TOPHER SCOTT** '08, and **ANDY ILES** '10.

IT'S AWARD SEASON!

► Award season is in full swing, with numerous Cornell players receiving honors from both ECAC Hockey and the Ivy League over the past couple of weeks.

► Senior defenseman **TIM REGO** and junior forward **DALTON BANCROFT** were the only Big Red players honored by both leagues. Rego earned First Team All-Ivy honors on March 12 after receiving Third Team All-ECAC Hockey recognition the day prior. Bancroft was chosen for the second team in both the ECAC Hockey and Ivy League awards.

► Sophomore forward **RYAN WALSH** joined Rego and Bancroft in earning All-Ivy awards, being one of two unanimous First Team All-Ivy selections alongside Dartmouth's CJ Foley. Senior goaltender **IAN SHANE** received Honorable Mention All-Ivy distinctions, while senior forward **SULLIVAN MACK** earned Academic All-Ivy honors.

► Last Thursday, at the ECAC Hockey's annual awards banquet in Lake Placid, N.Y., senior defenseman **HANK KEMPF** was named the recipient of the inaugural ECAC Hockey Project Rousseau Men's Community Service Award.

► Kempf has been active within the Cornell and Ithaca communities, aiding several not-for-profit organizations that help various community members. His efforts have included supporting elementary school children and children with disabilities, organizing local fundraisers for charities, and raising funds for cancer research.

LOOKING TO MAKE HISTORY

► With a win over Boston University this afternoon, Cornell would become just the sixth school to send both of its hockey teams teams to the Frozen Four in the same season and would become the first ECAC Hockey program to accomplish the feat.

► Minnesota was the first school to do so in 2002, the first year of the women's championship, and has done it six times (2002, 2003, 2005, 2012, 2014, 2023). Boston College has accomplished the feat three times (2007, 2012, 2016), and Wisconsin (2006), Ohio State (2018), and Minnesota Duluth (2021) have done so once apiece.

NCAA LEADERS

TOP PENALTY KILL PERCENTAGES  
Since Jan. 1 (as of 3/28/25)

TEAM	oPPG	oPPo	PK%
Holy Cross	7	74	.905
Quinnipiac	6	60	.900
Dartmouth	6	48	.875
► Cornell	9	70	.871
Lindenwood	6	46	.870
Wisconsin	7	52	.865

CORNELL RECORD BOOK

HOCKEY HUMANITARIAN AWARD FINALISTS  
Cornell Hockey History

PLAYER	PROGRAM	SEASON
Erin Schmalz	Women's	1998-99
Sam Paolini	Men's	2002-03
Alyssa Gagliardi	Women's	2013-14
Morgan Richardson	Women's	2015-16
► Hank Kempf	Men's	2023-24
► Hank Kempf	Men's	2024-25

PAIRWISE RANKINGS

NCAA PAIRWISE RANKINGS (as of 3/25/25)  
Bold denotes Cornell opponent in 2024-25

TEAM	RECORD	PCWs	RPI
1. Boston College	26-7-2	63	.6080
2. <b>Michigan State</b>	<b>26-6-4</b>	<b>62</b>	<b>.6033</b>
3. Maine	24-7-6	61	.5896
4. Western Michigan	30-7-1	60	.5878
5. Minnesota	25-10-4	59	.5803
6. UConn	22-11-4	58	.5759
7. Boston University	21-13-2	57	.5712
8. Providence	21-10-5	56	.5694
9. Denver	29-11-1	55	.5618
10. Ohio State	24-13-2	53	.5594
<b>UMass</b>	<b>20-13-5</b>	<b>53</b>	<b>.5564</b>
12. <b>Quinnipiac</b>	<b>24-11-2</b>	<b>52</b>	<b>.5515</b>
13. Penn State	20-13-4	51	.5514
14. Minnesota State	27-8-3	50	.5475
15. Michigan	18-15-3	49	.5466
16. <b>Arizona State</b>	<b>21-14-2</b>	<b>48</b>	<b>.5425</b>
17. <b>Cornell</b>	<b>18-10-6</b>	<b>47</b>	<b>.5374</b>
18. <b>North Dakota</b>	<b>21-15-2</b>	<b>46</b>	<b>.5325</b>
19. UMass Lowell	16-16-4	45	.5324
20. <b>Clarkson</b>	<b>24-12-3</b>	<b>43</b>	<b>.5252</b>
21. New Hampshire	13-16-6	42	.5238
22. Bentley	23-14-2	41	.5228
<b>Dartmouth</b>	<b>18-13-2</b>	<b>41</b>	<b>.5208</b>
24. Northeastern	14-20-3	40	.5187
25. LIU	18-12-2	38	.5138
Holy Cross	24-14-2	38	.5124
27. <b>Sacred Heart</b>	<b>21-13-5</b>	<b>37</b>	<b>.5113</b>
28. Wisconsin	13-21-3	36	.5091
29. <b>Colgate</b>	<b>18-15-3</b>	<b>35</b>	<b>.5085</b>
30. Omaha	18-17-1	34	.5046
31. St. Thomas	19-14-5	32	.5006
Merrimack	13-21-1	32	.4996
33. Colorado College	18-18-1	31	.5006
34. Vermont	11-21-3	30	.4978
Augustana	18-13-4	30	.4966
36. St. Cloud State	14-21-1	28	.4955
37. <b>Union</b>	<b>19-14-3</b>	<b>27</b>	<b>.4962</b>
38. <b>Harvard</b>	<b>13-17-3</b>	<b>25</b>	<b>.4923</b>
Bowling Green	18-14-4	25	.4889
Alaska	12-14-6	25	.4877
Notre Dame	12-25-1	25	.4875
42. Minnesota Duluth	13-20-3	22	.4846
<b>Princeton</b>	<b>12-15-3</b>	<b>22</b>	<b>.4830</b>
<b>Brown</b>	<b>14-15-3</b>	<b>22</b>	<b>.4822</b>
45. Michigan Tech	16-17-3	19	.4806
46. Bemidji State	15-18-5	18	.4784
47. Army	16-20-2	16	.4671
Lake Superior State	12-22-2	16	.4651
49. Air Force	16-21-3	15	.4651
50. <b>RPI</b>	<b>12-21-2</b>	<b>14</b>	<b>.4641</b>
51. Niagara	18-16-3	12	.4637
AIC	13-23-2	12	.4634
53. Ferris State	13-20-3	11	.4516
54. Lindenwood	8-22-2	9	.4447
<b>St. Lawrence</b>	<b>9-24-2</b>	<b>9</b>	<b>.4320</b>
56. Canisius	12-23-2	8	.4434
<b>Yale</b>	<b>6-21-3</b>	<b>8</b>	<b>.4411</b>
58. Robert Morris	10-20-5	7	.4318
59. Alaska Anchorage	6-23-5	4	.4280
RIT	10-23-2	4	.4240
Stonehill	10-22-0	4	.4202
62. Northern Michigan	5-27-2	2	.4095
Miami	3-28-3	2	.4075
64. Mercyhurst	4-27-4	0	.3806

SHANE'S WORLD, IT'S PARTY TIME, EXCELLENT!

► Senior goaltender **IAN SHANE** has excelled in the crease during his time on East Hill. Throughout his 117 career appearances for the Big Red, Shane boasts a 66-31-16 record with a 1.84 goals-against average and a .917 save percentage.

► With his victory on Thursday against Michigan State, Shane broke his tie with **DAVID McKEE** and **BEN SCRIVENS** '10 for second place on the Big Red's all-time wins chart. Shane only trails Cornell Athletics and Hockey Hall of Fame goaltender **KEN DRYDEN** '69 (76) for the all-time lead.

► Shane is tied with Wisconsin's Tommy Scarfone (66) for the second-most wins by an active Division I goaltenders, only trailing Western Michigan's Cameron Rowe (69). Denver's Matt Davis (61) is the only other player with 60-plus wins.

► He is also one of 10 goaltenders that has registered at least 50 victories, accompanied by Boston College's Jacob Fowler (56), Boston University's Mathieu Caron and Clarkson's Ethan Langenegger (54), North Dakota's TJ Semptimphelter (53), Bemidji State's Mattias Sholl and Minnesota's Liam Souliere (52).

► After making 21 saves in Cornell's 3-0 shutout over Colgate on March 14, Shane notched his 14th career shutout, breaking his tie with Dryden for the fourth-highest total in program history.

► Shane's 14 shutouts are tied with Bentley's Connor Hasley for the most blankings by a Division I goaltender, while serving as one of four netminders with 10-plus shutouts, joined by Wisconsin's Tommy Scarfone (12) and Boston College's Jacob Fowler (10).

2K SHANE

► With his first save against St. Lawrence on Jan. 31, senior goaltender **IAN SHANE** recorded his 2,000th save, becoming Cornell's 10th goaltender to reach the milestone, joining **ANDY ILES** '14, **BEN SCRIVENS** '10, **JASON ELLIOTT** '98, **MITCH GILLAM** '17, **CORRIE D'ALESSIO** '91, **BRIAN HAYWARD** '82, **DAVID McKEE** '06, **DARREN ELIOT** '83, and **MATT UNDERHILL** '02.

► Shane surpassed both Hayward and D'Alessio for the fifth-most stops by a Cornell goaltender in program history following his 22-save outing last Friday against Quinnipiac in the semifinals of the 2025 ECAC Hockey Championship in Lake Placid, N.Y. He enters today's game trailing **MITCH GILLAM** '17 by 98 saves for the fourth-most saves in program history.

► Shane's 2,305 career stops rank 14th among active Division I goaltenders and is one of 10 players to have made at least 2,000 saves all with the same program: Bemidji State's Mattias Sholl (2,775), Colorado College's Kaidan Mbereko (2,499), Bowling Green's Christian Stoeber (2,412), Omaha's Simon Latkoczy (2,395), Air Force's Guy Blessing (2,272), RPI's Jack Watson (2,141), Holy Cross' Thomas Gale (2,109), Providence's Philip Svedebäck (2,082), and St. Thomas' Aaron Trotter (2,059).

JOINING RAREFIED COMPANY

► With his appearance against Quinnipiac on Jan. 18, senior goaltender **IAN SHANE** became the fourth Big Red goaltender in program history to appear in 100 career games with Cornell, joining **ANDY ILES** '14, **BEN SCRIVENS** '10, and **DAVID McKEE**.

► Shane's 117 career appearances are tied with Scrivens for second in Cornell program history. With an appearance today, he would match Iles (118 from 2010-14) for the most games played by a Cornell goaltender.

► Entering today, Shane is one of eight active Division I goaltenders to have played in at least 100 career games, joining the likes of Western Michigan's Cameron Rowe (123), Wisconsin's Tommy Scarfone (122), Clarkson's Ethan Langenegger (120), Bemidji State's Mattias Sholl (117), Boston University's Mathieu Caron (111), Minnesota's Liam Souliere (109), and North Dakota's T.J. Semptimphelter (101). Of the eight goaltenders with 100 career appearances, Shane and Sholl are the only players who have registered all of their games played within the same program.

CORNELL RECORD BOOK

MOST GOALTENDER WINS  
Cornell Program History

PLAYER	SEASONS	WINS
1. <b>Ken Dryden</b>	1966-69	<b>76</b>
► 2. <b>Ian Shane</b>	<b>2021-Pres.</b>	<b>66</b>
3. <b>David McKee</b>	2003-06	<b>65</b>
<b>Ben Scrivens</b>	2006-10	<b>65</b>
5. <b>Matthew Galajda</b>	2017-20	<b>60</b>

MOST GOALTENDER SHUTOUTS  
Cornell Program History

PLAYER	SEASONS	SHO
1. <b>Ben Scrivens</b>	2006-10	<b>19</b>
<b>Matthew Galajda</b>	2017-20	<b>19</b>
3. <b>Dave McKee</b>	2003-06	<b>18</b>
► 4. <b>Ian Shane</b>	<b>2021-Pres.</b>	<b>14</b>
5. <b>Ken Dryden</b>	1966-69	<b>13</b>

CORNELL RECORD BOOK

GOALTENDERS WITH 2,000+ SAVES  
Cornell Program History

PLAYER	SEASONS	SAVES
1. <b>Andy Iles</b>	2010-14	<b>2,988</b>
2. <b>Ben Scrivens</b>	2006-10	<b>2,872</b>
3. <b>Jason Elliott</b>	1994-98	<b>2,462</b>
4. <b>Mitch Gillam</b>	2013-17	<b>2,403</b>
► 5. <b>Ian Shane</b>	<b>2021-Pres.</b>	<b>2,305</b>
6. <b>Corrie D'Alessio</b>	1987-91	<b>2,228</b>
7. <b>Brian Hayward</b>	1978-82	<b>2,225</b>
8. <b>David McKee</b>	2003-06	<b>2,208</b>
9. <b>Darren Eliot</b>	1979-83	<b>2,143</b>
10. <b>Matt Underhill</b>	1998-02	<b>2,052</b>

NCAA RECORD BOOK

GOALTENDING CAREER GAMES PLAYED  
Active Division I Goaltenders (as of 3/28/25)

PLAYER	SCHOOL(S)	GP
<b>Cameron Rowe</b>	Wisconsin, <b>WMU</b>	123
<b>Tommy Scarfone</b>	RIT, <b>Wisconsin</b>	122
<b>Ethan Langenegger</b>	Lake State, <b>Clarkson</b>	120
► <b>Ian Shane</b>	<b>Cornell</b>	<b>117</b>
<b>Mattias Sholl</b>	Bemidji State	117
<b>Mathieu Caron</b>	Brown, <b>Boston Univ.</b>	111
<b>Liam Souliere</b>	Penn St., <b>Minnesota</b>	109
<b>T.J. Semptimphelter</b>	NE'rn, ASU, <b>No. Dak</b>	101

NOTE: Bold italics denotes current team

## CORNELL NATIONALLY...



### 2024-25 TEAM STATISTICS (as of 3/28/25)

	STAT	NCAA	ECAC
FACEOFF WIN PERCENTAGE	.543	7th	2nd
PENALTY KILL PERCENTAGE	.830	16th	5th
POWER-PLAY PERCENTAGE	.151	56th	11th
SCORING DEFENSE	2.26	11th	3rd
SCORING MARGIN	+0.89	13th	2nd
SCORING OFFENSE	3.14	20th	4th
TOTAL ASSISTS	184	25th	5th
PIM PER GAME	10.83	12th	2nd
TOTAL POINTS	294	24th	5th
TOTAL PIM	379	16th	1st
POWER-PLAY GOALS	16	55th	10th
SHORT-HANDED GOALS	4	14th	4th
WIN PERCENTAGE	.629	12th	3rd

### 2024-25 INDIVIDUAL LEADERS (as of 3/28/25)

	STAT	NCAA	ECAC
FACEOFFS WON			
Ryan Walsh	411	12th	3rd
GAME-WINNING GOALS			
Dalton Bancroft	4	20th	6th
GOALTENDER WIN PERCENTAGE			
Ian Shane	.606	30th	4th
GOALS-AGAINST AVERAGE			
Ian Shane	2.20	20th	4th
GOALS PER GAME			
Ryan Walsh	0.46	38th	5th
Ryan Walsh	0.43	53rd	8th
HAT TRICKS			
Dalton Bancroft	1	7th	3rd
SHORT-HANDED GOALS			
Dalton Bancroft	2	8th	2nd
SHUTOUTS			
Ian Shane	3	6th	1st
Remington Keopple	1	39th	6th

## CORNELL IN THE RANKINGS

DATE	PAIRWISE	USCHO	USA/TRI
Preseason	N/A	9 (585)	9 (429)
Oct. 7	N/A	7 (615)	7 (458)
Oct. 14	N/A	8 (614)	7 (465)
Oct. 21	N/A	8 (602)	8 (441)
Oct. 28	N/A	9 (579)	8 (456)
Nov. 4	N/A	6 (753)	6 (527)
Nov. 11	N/A	6 (701)	5 (505)
Nov. 18	N/A	8 (579)	7 (431)
Nov. 25	N/A	11 (463)	11 (309)
Dec. 2	15	12 (443)	12 (302)
Dec. 9	25	14 (283)	14 (189)
Dec. 16	23	16 (255)	17 (148)
Dec. 30	24	16 (250)	16 (151)
Jan. 6	27	18 (166)	20 (87)
Jan. 13	29	RV (38)	RV (31)
Jan. 20	20	RV (41)	20 (51)
Jan. 27	20	RV (15)	RV (19)
Feb. 3	25	RV (1)	RV (7)
Feb. 10	33	—	—
Feb. 17	20	RV (13)	RV (21)
Feb. 24	21	RV (5)	20 (14)
March 3	23	—	—
March 10	21	RV (6)	20 (19)
March 17	19	RV (37)	19 (53)
March 24	17	16 (206)	16 (167)

Pairwise not officially acknowledged until first full weekend of December due to sample size

## MAKING A NAME FOR HIMSELF

► Senior goaltender **IAN SHANE** has an impressive career goals-against average of 1.83, ranking as the 14th-best in Division I hockey history. Shane is one of 40 goalies to have played at least 1,500 minutes in net while maintaining a sub-2.00 goals-against average.

► Cornell boasts four of the top 10 career goals-against averages in NCAA history, making it one of only two programs, along with Michigan State, to have multiple representatives in the top 10.

► Shane and **BEN SCRIVENS** '10 (1.93) account for six of the 40 sub-2.00 career goals-against averages in NCAA history, the most for any Division I program. Other Division I programs with multiple sub-2.00 goals-against averages include Quinnipiac (four), Maine (three), and Denver, Miami, Michigan State, Michigan Tech, Minnesota State, and Notre Dame (two each).

► Among active Division I goaltenders with at least 1,500 minutes, Shane is one of five netminders boasting a career goals-against average below 2.00, alongside Boija (1.84), Sacred Heart's Ajeet Gundarah (1.90), Boston College's Jacob Fowler (1.91), and Minnesota State's Alex Tracy (1.92).

► Shane's .917 save percentage enters this weekend ranked as the 12th-highest figure among all active Division I goaltenders that have played at least 1,500 minutes played. He trails Omaha's Simon Latkoczy (.918) by seven ten-thousandths of a point.

## JONNY-ON-THE-DOT

► Since the calendar year turned to 2025, sophomore forward **JONATHAN CASTAGNA** has been one of Cornell's most reliable players at the faceoff dot, winning 60.7 percent of the draws he has taken (193 of 318), trailing Western Michigan's Tim Washe (65.9 percent — 284 of 431) and Dartmouth's Luke Haymes (63.1 percent — 229 of 363) for the best faceoff percentage.

► This season, Castagna has achieved a team-leading 58.1 percent success rate in faceoffs (276 out of 475), ranking 11th nationally and second among ECAC Hockey players with at least 200 faceoff wins, behind Haymes (63.1 percent — 243 of 385).

## LUCK OF THE DRAW

► The success that sophomore forwards **RYAN WALSH** (411 faceoff wins, 56.2 percent) and **JONATHAN CASTAGNA** (276 faceoff wins, 58.1 percent) have had on faceoffs has allowed Cornell to become one of eight Division I programs (Bentley — three; Colorado College, LIU, Maine, Penn State, RIT, and Wisconsin) with multiple players having at least a 56 percent success rate on at least 200 faceoff wins.

► Walsh's team-leading 411 faceoff wins rank as the 12th-highest total in Division I hockey while placing himself third among ECAC Hockey players, only behind Brown's Max Scott (463) and Clarkson's Ellis Rickwood (430).

► Averaging 11.74 faceoff wins per game this season, which ranks ninth nationally, Walsh is among 11 Division I hockey players that average at least 11.50 faceoff wins per game.

► Entering today's game, Walsh has recorded at least 10 faceoff wins in 23 games this season and has secured at least 13 draws on 17 occasions, which included going 19-for-29 (.655) at the dot in Thursday's win over Michigan State.

► Walsh is tied with Bentley's Ethan Leyh and Western Michigan's Tim Washe for the seventh-most games featuring 13 or more faceoff wins this season. Only Air Force's Clayton Cosentino (26), Brown's Max Scott and Niagara's Tyler Wallace (21), Denver's Carter King and Notre Dame's Danny Nelson (20), and Bemidji State's Jackson Jutting (18) are those with higher totals.

## NCAA RECORD BOOK

### CAREER GOALS-AGAINST AVERAGE LEADERS

All-Time Leaders (Min. 1,500 Minutes Played)

#### GAA, PLAYER (SCHOOL — YEARS)

1.29, David LeNeveu (Cornell — 2001-03)
1.34, Yaniv Perets (Quinnipiac — 2020-23)
1.46, Dryden McKay (Minnesota St. — 2018-22)
1.54, Ryan Miller (Michigan St. — 2000-02)
1.58, Filip Lindberg (UMass — 2018-21)
1.59, Ken Dryden (Cornell — 1967-69)
1.60, Connor Hellebuyck (UMass Lowell — 2012-14)
1.70, Matthew Galajda
1.70, (Cornell & Notre Dame — 2017-21)
1.72, David McKee (Cornell — 2004-06)
1.76, Joe Blackburn (Michigan St. — 1997-01)
1.78, Brian Elliott (Wisconsin — 2003-07)
1.841, Jimmy Howard (Maine — 2002-05)
1.842, Albin Boija (Maine — 2023-Pres.)
► 1.845, Ian Shane (Cornell — 2021-Pres.)
1.848, Angus Redmond (Mich. Tech — 2016-17)

## NCAA LEADERS

### TOP FACEOFF WIN PERCENTAGES (Min. 150 FOW)

Since Jan. 1 (as of 3/25/25)

PLAYER	SCHOOL	FO%
Tim Washe	Western Michigan	.659
Luke Haymes	Dartmouth	.631
► Jonathan Castagna	Cornell	.607
Gavin Morrissey	Wisconsin	.605
Logan Morrell	Michigan Tech	.601

## ECAC HOCKEY LEADERS

### MOST FACEOFF WINS THIS SEASON

ECAC Hockey Leaders (as of 3/28/25)

PLAYER	SCHOOL	FOW
Max Scott	Brown	463
Ellis Rickwood	Clarkson	430
► Ryan Walsh	Cornell	411
Jakob Lee	RPI	351

### TOP FACEOFF WIN PERCENTAGES (Min. 200 FOW)

ECAC Hockey Leaders (as of 3/28/25)

PLAYER	SCHOOL	FO%
Luke Haymes	Dartmouth	.631
► Jonathan Castagna	Cornell	.581
Ellis Rickwood	Clarkson	.575
Victor Czerneckianair	Quinnipiac	.570
► Ryan Walsh	Cornell	.562
Travis Treloar	Quinnipiac	.557



## ECAC WEEKLY HONORS

DATE	AWARD	PLAYER (SCHOOL)
Oct. 8	Forward	Ayrton Martino (Clarkson)
	Defender	John Prokop (Union)
	Rookie	Isaac Tremblay (St. Lawrence)
	Goalie	Mason Kucenski (St. Lawrence)
Oct. 14	Forward	Tyler Hotson (RPI)
	Defender	Max Smolinski (RPI)
	Rookie	Jared Mangan (Clarkson)
	Goalie	Matej Marinov (Quinnipiac)
Oct. 21	Forward	Ben Muthersbaugh (Union)
	Defender	Mason Waite (St. Lawrence)
	Rookie	Ben Muthersbaugh (Union)
	Goalie	Mason Kucenski (St. Lawrence)
Oct. 28	Forward	Brett Chorske (Colgate)
	Defender	Nic Belpedio (Colgate)
	Rookie	Ben Muthersbaugh (Union)
	Goalie	Ethan Langenegger (Clarkson)
Nov. 4	Forward	<b>Ryan Walsh (Cornell)</b>
	Defender	William Gilson (RPI)
	Rookie	Hayden Stavroff (Dartmouth)
	Goalie	<b>Ian Shane (Cornell)</b>
Nov. 11	Forward	<b>Dalton Bancroft (Cornell)</b>
	Defender	CJ Foley (Dartmouth)
	Rookie	Donovan Frias (Yale)
	Goalie	Aku Koskenvuo (Harvard)
Nov. 18	Forward	Ayrton Martino (Clarkson)
	Defender	Mason Langenbrunner (Harvard)
	Rookie	Luka Sukovic (Clarkson)
	Goalie	Ethan Pearson (Princeton)
Nov. 25	Forward	Brett Chorske (Colgate)
	Defender	<b>Ben Robertson (Cornell)</b>
	Rookie	Charlie Gollob (Brown)
	Goalie	Lawton Zacher (Brown)
Dec. 2	Forward	Casey Severo (Harvard)
	Defender	Alex Pineau (Brown)
	Rookie	Jake Manfre (Princeton)
	Goalie	Arthur Smith (Princeton)
Dec. 9	Forward	Ayrton Martino (Clarkson)
	Defender	Tommy Bergsland (Colgate)
	Rookie	Miles Gunty (Princeton)
	Goalie	Mason Kucenski (St. Lawrence)
Dec. 30	Forward	Jack Ricketts (Quinnipiac)
	Defender	Connor Sullivan (Yale)
	Rookie	Hank Cleaves (Dartmouth)
	Goalie	Lawton Zacher (Brown)
Jan. 6	Forward	Jakob Lee (RPI)
	Defender	John Prokop (Union)
	Rookie	Jagger Tapper (RPI)
	Goalie	Kyle Chauvette (Union)
Jan. 13	Forward	Aaron Schwartz (Quinnipiac)
	Defender	Michael Neumeier (Colgate)
	Rookie	Ben Charette (Harvard)
	Goalie	Matej Marinov (Quinnipiac)
Jan. 20	Forward	Max Scott (Brown)
	Defender	<b>Tim Rego (Cornell)</b>
	Rookie	Dylan Silverstein (Quinnipiac)
	Goalie	Emmett Croteau (Dartmouth)
Jan. 27	Forward	Ryan St. Louis (Brown)
	Defender	CJ Foley (Dartmouth)
	Rookie	Mick Thompson (Harvard)
	Goalie	Ethan Pearson (Princeton)
Feb. 3	Forward	Jack Ricketts (Quinnipiac)
	Defender	David Ma (Princeton)
	Rookie	Brian Nicholas (Brown)
	Goalie	Andrew Takacs (Colgate)
Feb. 10	Forward	Brandon Buhr (Union)
	Defender	Tommy Bergsland (Colgate)
	Rookie	Aaron Schwartz (Quinnipiac)
	Goalie	Lawton Zacher (Brown)
Feb. 17	Forward	Ayrton Martino (Clarkson)
	Defender	Mason Langenbrunner (Harvard)
	Rookie	Chris Pelosi (Quinnipiac)
	Goalie	<b>Ian Shane (Cornell)</b>
Feb. 24	Forward	<b>Dalton Bancroft (Cornell)</b>
	Defender	Reid Irwin (Colgate)
	Rookie	Lucas St. Louis (Harvard)
	Goalie	Ethan Langenegger (Clarkson)
March 3	Forward	Jeremy Wilmer (Quinnipiac)
	Defender	Nick Marciano (Princeton)
	Rookie	Michael Neumeier (Colgate)
	Goalie	Emmett Croteau (Dartmouth)
March 10	Forward	Ryan St. Louis (Brown)
	Defender	<b>Tim Rego (Cornell)</b>
	Rookie	Mick Thompson (Harvard)
	Goalie	Aku Koskenvuo (Harvard)
March 17	Forward	Nikita Nikora (Dartmouth)
	Defender	Elliott Groenewold (Quinnipiac)
	Rookie	Luka Sukovic (Clarkson)
	Goalie	<b>Ian Shane (Cornell)</b>

## 2024-25 ECAC HOCKEY STANDINGS

ECAC HOCKEY											OVERALL					
OPPONENT	PTS	GP	W	L	T	OW	OL	SW	GF	GA	GP	W	L	T	GF	GA
Quinnipiac	50	22	16	5	1	2	3	0	79	42	37	24	11	2	134	79
Clarkson	45	22	15	6	1	2	1	0	74	47	39	24	12	3	121	87
Colgate	42	22	13	7	2	2	2	1	80	65	36	18	15	3	114	116
Union	40	22	12	8	2	0	0	2	67	61	36	20	13	3	112	109
Dartmouth	39	22	12	9	1	0	2	0	70	52	33	18	13	2	110	84
Cornell	36	22	10	8	4	1	0	3	69	53	35	19	10	6	110	79
Harvard	31	22	9	10	3	2	2	1	56	56	33	13	17	3	85	96
Brown	28	22	9	11	2	3	0	2	53	63	32	14	15	3	79	85
Princeton	25	22	7	12	3	2	2	1	55	73	30	12	15	3	71	86
RPI	23	22	7	15	0	0	2	0	57	82	35	12	21	2	101	131
Yale	19	22	5	14	3	1	1	1	52	80	30	6	21	3	67	121
St. Lawrence	18	22	5	15	2	1	1	1	43	81	35	9	24	2	71	121

## ON THE PLUS SIDE...

► Prior to Friday's contests, senior forwards **ONDREJ PSENICKA** (plus-58) and **KYLE PENNEY** (plus-51) and senior defenseman **TIM REGO** (plus-57) all have career plus-minus ratings of plus-50, joining Boston College as the only Division I programs with three players who have career plus-minus ratings of plus-50.

► With Psenicka and Rego's figures being above plus-55, Cornell is one of three programs (Boston College and Denver) with multiple players having plus-55 ratings.

► In addition to the ratings of Psenicka, Rego, and Penney, senior forward **JACK O'LEARY** (plus-42) and senior defenseman **HANK KEMPF** (plus-40) makes Cornell one of three Division I programs (Boston College and Denver) that boast at least five players with career plus-minus ratings of plus-40.

► Psenicka and Rego's plus-minus ratings, which rank seventh and eighth nationally, respectively, represent the top two career plus-minus ratings in program history, dating back to 2002-03, when plus-minus was first tracked for a full year. **GREG MILLER** '13 (plus-52), **TRAVIS MITCHELL** '23 (plus-51), and Penney are the other players with career ratings of plus-50.

## WHAT CAN BLUE(LINERS) DO FOR YOU?

► Of the Big Red's 294 points this season, 88 (16 goals, 72 assists) have been contributed by its defense corps, accounting for 29.9 percent of the team's scoring production.

► The Big Red's 29.9 percent of points from defensemen enters today's game as the seventh-best average nationally, trailing Merrimack (32.2 percent), Colgate (31.83 percent), Robert Morris (31.78 percent), Princeton (31.0 percent), Colorado College (30.9 percent), and Air Force (30.8 percent).

► Cornell's 72 assists from defensemen represent 39.1 percent of its total assist count, marking the third-highest average in the nation for Division I hockey, only trailing Merrimack (41.4 percent) and Robert Morris (39.9 percent).

## SHARING THE WEALTH

► Cornell has received scoring contributions from almost every player who has participated in a game this season, as 23 of the 26 players who have played have registered at least one point.

► The senior class (46-78—124) has contributed 42.2 percent of the team's scoring, ranking behind St. Lawrence (46.6 percent — 88 of 308) for the Division I lead. Cornell is one of three programs with at least a 40-percent scoring rate from its senior class this season, alongside Colgate (40.6 percent — 125 of 308).

► Cornell has 15 players with at least 11 points, tying Michigan State for the second-highest total in Division I hockey. Only Western Michigan (16) has more players with 11-plus points. It is the sixth time in Cornell's modern era (since 1957-58) its had at least 15 players with 11 points in a season, and is the first instance since 1995-96, **MIKE SCHAFFER**'s first season as the Big Red's head coach. The other instances: 1968-69 (15), 1970-71 (16), 1971-72 (16), and 1976-77 (16).

## NCAA LEADERS

### TOP ACTIVE CAREER PLUS-MINUS RATINGS Division I Hockey Players (as of 3/28/25)

PLAYER	SCHOOL	+/-
Rhett Pitlick	Minnesota State	<b>+77</b>
Jack Devine	Denver	<b>+72</b>
Ryan Leonard	Boston College	<b>+65</b>
Eamon Powell	Boston College	<b>+65</b>
Boston Buckberger	Denver	<b>+62</b>
Aiden Hansen-Bukata	Ohio State	<b>+59</b>
► Ondrej Psenicka	<b>Cornell</b>	<b>+58</b>
► Tim Rego	<b>Cornell</b>	<b>+57</b>
Luke Mittelstadt	Minnesota	<b>+56</b>
Brian Kramer	Western Mich.	<b>+53</b>
Josh Groll	Minnesota State	<b>+51</b>
► Kyle Penney	<b>Cornell</b>	<b>+51</b>
Gabe Perreault	Boston College	<b>+51</b>
Jimmy Snuggerud	Minnesota	<b>+51</b>

## NCAA LEADERS

### PERCENTAGE OF SCORING BY DEFENSEMEN This Season (as of 3/28/25)

SCHOOL	DG	DA	DP	TP	PCT
Merrimack	14	55	69	214	<b>32.2%</b>
Colgate	31	68	99	311	<b>31.83%</b>
Robert Morris	17	65	82	258	<b>31.78%</b>
Princeton	22	35	57	184	<b>31.0%</b>
Colorado Coll.	24	66	90	291	<b>30.9%</b>
Air Force	20	53	73	237	<b>30.8%</b>
► Cornell	<b>16</b>	<b>72</b>	<b>88</b>	<b>294</b>	<b>29.9%</b>



## NCAA TOURNAMENT



AT



## TOURNAMENT HISTORY

<b>Tournaments:</b>	25th
<b>Overall Record:</b>	22-25 (.468)
<b>Record Under Mike Schafer:</b>	12-14 (.462)
<b>Frozen Four Appearances (Last):</b>	8 (2003)
<b>Overtime Games:</b>	3-3 (.500)
<b>One-Goal Games:</b>	12-11 (.522)
<b>Games Decided by Two Goals:</b>	16-16 (.500)
<b>BY ROUND</b>	
<b>First Round:</b>	1-2 (.333)
<b>Quarterfinals:</b>	2-3 (.400)
<b>Regional Semifinal:</b>	11-3 (.786)
<b>Regional Final:</b>	1-9 (.100)
<b>National Semifinal:</b>	4-4 (.500)
<b>Third-Place Game:</b>	1-2 (.333)
<b>National Championship:</b>	2-2 (.500)

## GAME-BY-GAME RESULTS

DATE	OPPONENT (SITE)	RESULT
3/16/1967	North Dakota (Syracuse, N.Y.)	W, 1-0
3/18/1967	<b>Boston University</b> (Syracuse, N.Y.)	W, 4-1
3/15/1968	North Dakota (Duluth, Minn.)	L, 1-3
3/16/1968	Boston College (Duluth, Minn.)	W, 6-1
3/14/1969	Mich. Tech (Colorado Springs, Colo.)	W, 4-3 (OT)
3/15/1969	Denver (Colorado Springs, Colo.)	L, 3-4
3/19/1970	Wisconsin (Lake Placid, N.Y.)	W, 2-1
3/21/1970	Clarkson (Lake Placid, N.Y.)	W, 6-4
3/17/1972	Denver (Boston, Mass.)	W, 7-2
3/18/1972	<b>Boston University</b> (Boston, Mass.)	L, 0-4
3/16/1973	Wisconsin (Boston, Mass.)	L, 5-6 (OT)
3/17/1973	Boston College (Boston, Mass.)	L, 1-3
3/28/1980	Northern Michigan (Providence, R.I.)	L, 4-5
3/29/1980	Dartmouth (Providence, R.I.)	L, 4-8
3/20/1981	No. Michigan (Marquette, Mich.)	L, 3-7
3/21/1981	No. Michigan (Marquette, Mich.)	W, 4-3
3/21/1986	Denver (Denver, Colo.)	L, 2-4
3/22/1986	Denver (Denver, Colo.)	W, 4-3
3/15/1991	Michigan (Ann Arbor, Mich.)	W, 5-4 (OT)
3/16/1991	Michigan (Ann Arbor, Mich.)	L, 4-6
3/17/1991	Michigan (Ann Arbor, Mich.)	L, 3-9
3/22/1996	Lake Superior State (Albany, N.Y.)	L, 4-5
3/22/1997	Miami (Grand Rapids, Mich.)	W, 4-2
3/23/1997	North Dakota (Grand Rapids, Mich.)	L, 2-6
3/23/2002	Quinnipiac (Worcester, Mass.)	W, 6-1
3/24/2002	New Hampshire (Worcester, Mass.)	L, 3-4
3/29/2003	Minnesota State (Providence, R.I.)	W, 5-2
3/30/2003	Boston College (Providence, R.I.)	W, 2-1 (2OT)
4/10/2003	New Hampshire (Buffalo, N.Y.)	L, 2-3
3/26/2005	Ohio State (Minneapolis, Minn.)	W, 3-2
3/27/2005	Minnesota (Minneapolis, Minn.)	L, 1-2 (OT)
3/25/2006	Colorado College (Green Bay, Wis.)	W, 3-2
3/26/2006	Wisconsin (Green Bay, Wis.)	L, 0-1 (3OT)
3/28/2009	Northeastern (Grand Rapids, Mich.)	W, 3-2
3/29/2009	Bemidji State (Grand Rapids, Mich.)	L, 1-4
3/26/2010	New Hampshire (Albany, N.Y.)	L, 2-6
3/23/2012	Michigan (Green Bay, Wis.)	W, 3-2 (OT)
3/24/2012	Ferris State (Green Bay, Wis.)	L, 1-2
3/25/2017	UMass Lowell (Manchester, N.H.)	L, 0-5
3/24/2018	<b>Boston Univ.</b> (Worcester, Mass.)	L, 1-3
3/30/2019	Northeastern (Providence, R.I.)	W, 5-1
3/31/2019	Providence (Providence, R.I.)	L, 0-4
3/23/2023	Denver (Manchester, N.H.)	W, 2-0
3/25/2023	<b>Boston Univ.</b> (Manchester, N.H.)	L, 1-2
3/28/2024	Maine (Springfield, Mass.)	W, 3-1
3/30/2024	Denver (Springfield, Mass.)	L, 1-2
3/27/2025	Michigan State (Toledo, Ohio)	W, 4-3

## ALL HE DOES IS WIN, WIN, WIN

► **MIKE SCHAFER '86** is one of four active Division I men's hockey head coaches with 550 career victories, joining Quinnipiac's Rand Pecknold (666), Mercyhurst's Rick Gotkin (611), and Notre Dame's Jeff Jackson (601).

► Schafer's 561 wins — which rank 18th in college hockey history — make him one of six active Division I hockey head coaches with at least 500 career wins. He is joined by Air Force's Frank Serratore (521) and Ferris State's Bob Daniels (510), who, like Schafer, is retiring after the season.

► With his victory over Harvard on Jan. 24, Schafer became the 10th Division I men's hockey head coach to achieve 550 wins with a single program, joining Jack Parker (Boston University), Red Berenson (Michigan), Bob Peters (Bemidji State), Pecknold, and Jerry York (Boston College), Ron Mason (Michigan State), Gotkin, Richard Umile (New Hampshire), and John MacInnes (Michigan Tech).

## STOUT DEFENSE

► Cornell has established itself as one of the nation's top defensive units, ranking in the top 10 for scoring defense in each of the last seven seasons and nine of the past 10 seasons it has competed.

► The Big Red has ranked within the top 10 in scoring defense seven times over the last eight seasons, the most by any Division I program. Minnesota State (six) and ECAC Hockey rival Quinnipiac (five) are the closest programs to Cornell.

► Over the last eight-plus seasons, Cornell has averaged 1.98 goals allowed per game, making it one of only two programs, alongside Minnesota State (1.88), to allow fewer than two goals per game during the period.

► Cornell is allowing an average of 2.24 goals per game, ranking 11th in Division I hockey. Its average is third among ECAC Hockey programs, trailing Quinnipiac (2.14 — 7th) and Clarkson (2.23 — 10th). Minnesota State leads the nation with 1.47 goals allowed per game, conceding 56 goals over 38 games.

► Cornell has allowed the sixth-fewest goals conceded this season (76), trailing Minnesota State (56), Boston College (61), Maine (70), Michigan State (73), and Augustana (75).

## AYE, AYE, CAPTAIN!

► Senior forward **KYLE PENNEY** was officially named captain of the Cornell hockey team for a second consecutive season on Sept. 5.

► Penney is the seventh player under **MIKE SCHAFER '86** named a two-time captain, joining **MITCH VANDERLAAN '19**, **JOHN McCARRON '15**, **COLIN GREENING '10**, **STEPHEN BÄBY '03**, **KYLE KNOPP '99**, and **BRAD CHARTRAND '96**. Penney is the 14th overall player in program history to be selected as a two-time captain.

## CORNELL PLAYERS IN NCAA TOURNAMENT

PLAYER	GP	G	A	PTS	SH	SH%	+/-	PIM	PPG	SHG	GWG	BLK	FOW	FOL	FO%
Sullivan Mack	3	3	1	4	8	.375	+4	0	1	0	2	1	1	0	1.000
Ryan Walsh	3	2	0	2	6	.333	+1	7	0	0	0	0	35	21	.625
Jack O'Leary	5	1	1	2	2	.500	+5	0	0	0	1	1	0	0	—
Kyle Penney	5	1	1	2	8	.125	+2	0	0	0	0	6	2	3	.400
Charlie Major	1	1	1	2	2	.500	+1	0	0	0	0	0	1	0	1.000
Ben Robertson	3	0	2	2	7	.000	+1	0	0	0	0	2	0	0	—
Hoyt Stanley	3	0	2	2	2	.000	+2	0	0	0	0	2	0	0	—
Dalton Bancroft	5	1	0	1	3	.333	+3	7	0	0	0	1	0	0	—
Nick DeSantis	5	1	0	1	8	.125	-4	0	0	0	0	0	0	0	—
George Fegaras	3	0	1	1	4	.000	E	0	0	0	0	1	0	0	—
Hank Kempf	5	0	0	0	2	.000	+1	0	0	0	0	1	0	0	—
Ondrej Psenicka	5	0	0	0	9	.000	-4	0	0	0	0	0	1	3	.250
Tim Rego	5	0	0	0	4	.000	+1	0	0	0	0	4	0	0	—
Michael Suda	5	0	0	0	5	.000	+2	0	0	0	0	1	0	0	—
Winter Wallace	4	0	0	0	1	.000	-1	2	0	0	0	0	0	0	—
Jonathan Castagna	3	0	0	0	3	.000	+3	2	0	0	0	1	21	19	.525
Tyler Catalano	3	0	0	0	1	.000	E	0	0	0	0	2	11	5	.688
Jake Kraft	3	0	0	0	2	.000	E	0	0	0	0	3	0	0	—
Kyler Kovich	3	0	0	0	1	.000	-2	0	0	0	0	1	7	5	.583
Luke Devlin	2	0	0	0	1	.000	E	0	0	0	0	0	0	0	—
Jack O'Brien	1	0	0	0	0	.000	E	0	0	0	0	0	0	0	—
TOTALS	75	10	9	19	79	.127	+15	18	1	0	3	27	79	56	.585
GOALTENDER	GP	GS	W	L	T	W%	MIN	GA	GAA	SV	SV%	PPG	SHG	SHO	
Ian Shane	5	5	3	2	0	.600	296:35	8	1.62	127	.941	2	0	1	

## NCAA LEADERS

## COACHES WITH 500+ WINS AT ONE SCHOOL

Division I History

COACH	SCHOOL	YEARS	W
Jack Parker*	Boston Univ.	1973-13	894
Red Berenson*	Michigan	1984-17	848
Bob Peters	Bemidji State	1966-01	702
Rand Pecknold*	Quinnipiac	1994-Pr.	666
Jerry York	Boston College	1994-22	656
Ron Mason	Michigan State	1979-02	635
Rick Gotkin*	Mercyhurst	1988-Pr.	611
Richard Umile*	UNH	1990-18	594
► Mike Schafer*	Cornell	1995-Pr.	561
John MacInnes*	Michigan Tech	1956-82	555

NOTE: \* - denotes entire career

SERIES HISTORY



SERIES HISTORY

CORNELL LEADS, 27-22-3

Ithaca, N.Y. (Lynah Rink):	8-5-0 (8-3-0)
Boston, Mass. (Agganis Arena):	12-11-1 (0-1-0)
Neutral Sites:	13-10-3
Under Mike Schafer:	7-8-2

SCORING RECORDS

CORNELL	BOSTON UNIV.
Ithaca: 6, (3x)	Ithaca: 9
Last: COR, 6-2 (12/6/1980)	COR, 0-9 (forfeit) (12/13/1972)
Boston: 7	Boston: 9
COR, 7-2 (12/4/1981)	BU, 9-4 (3/2/1976)
Neutral Site: 8, (2x)	Neutral Site: 7
Last: COR, 8-2 (12/10/1988)	BU, 7-3 (3/8/1974)

GAME-BY-GAME RESULTS

DATE	COR RK	BU RK	SITE	SCORE
1/10/1925			Ithaca, N.Y.	L, 2-7
1/23/1926			Ithaca, N.Y.	L, 0-1
3/11/1966			Boston, Mass.	W, 8-1
12/30/1966			Boston, Mass.	T, 3-3 (2OT)
3/11/1967			Boston, Mass.	W, 4-3
3/18/1967			Syracuse, N.Y.	W, 4-1
1/23/1968			Boston, Mass.	W, 3-2
3/8/1968			Boston, Mass.	W, 7-2
2/18/1969			Ithaca, N.Y.	W, 2-1
3/7/1969			Boston, Mass.	W, 3-2 (OT)
12/9/1969			Boston, Mass.	W, 5-3
1/2/1970			Syracuse, N.Y.	W, 4-1
1/23/1971			Ithaca, N.Y.	W, 5-1
3/13/1971			Boston, Mass.	L, 5-6
12/30/1971			Syracuse, N.Y.	W, 3-2
3/1/1972			Boston, Mass.	W, 3-2
3/11/1972			Boston, Mass.	L, 1-4
3/18/1972			Boston, Mass.	L, 0-4
12/13/1972			Ithaca, N.Y.	W, 0-9 (fft.)
1/23/1974			Boston, Mass.	L, 2-7
3/8/1974			Boston, Mass.	L, 3-7
2/26/1975			Ithaca, N.Y.	L, 4-6
3/2/1976			Boston, Mass.	L, 4-9
1/8/1977			Ithaca, N.Y.	L, 6-7 (OT)
1/4/1978			Boston, Mass.	L, 5-6
1/6/1979			Ithaca, N.Y.	W, 5-1
3/10/1979			Boston, Mass.	W, 7-4
3/8/1980			Boston, Mass.	W, 6-5 (OT)
12/6/1980			Ithaca, N.Y.	W, 6-2
12/5/1981			Boston, Mass.	W, 7-2
12/4/1982			Ithaca, N.Y.	W, 5-3
12/3/1983			Boston, Mass.	L, 2-4
12/10/1988			Boston, Mass.	W, 8-2
12/29/1988			Syracuse, N.Y.	L, 2-4
11/23/1993			Ithaca, N.Y.	L, 3-4
11/21/1995			Boston, Mass.	L, 1-7
11/24/2001	#12	#5	Boston, Mass.	L, 3-5
11/25/2001	#12	#5	Boston, Mass.	W, 4-2
11/30/2002	#7	#11	Ithaca, N.Y.	W, 4-1
12/1/2002	#7	#11	Ithaca, N.Y.	W, 5-1
11/24/2007			New York, N.Y.	L, 3-6
11/28/2009	#7		New York, N.Y.	T, 3-3 (OT)
11/26/2011	#17	#15	New York, N.Y.	L, 1-2 (OT)
11/30/2013	#14		New York, N.Y.	L, 2-3
11/28/2015	#16	#11	New York, N.Y.	T, 3-3 (SOL)
11/25/2017	#7	#19	New York, N.Y.	W, 4-3
3/24/2018	#4	#13	Worcester, Mass.	L, 1-3
11/30/2019	#2		New York, N.Y.	W, 2-0
11/27/2021	#10		New York, N.Y.	W, 6-4
1/14/2023	#15	#7	Boston, Mass.	L, 3-4
3/25/2023	#12	#5	Manchester, N.H.	L, 1-2
11/25/2023	#16	#5	New York, N.Y.	W, 2-1

SCOUTING BOSTON UNIVERSITY

- Boston University enters the Toledo Regional final with an overall record of 22-13-2, while the Terriers concluded Hockey East play with a 14-8-2 mark.
- Coming off a resounding 8-3 victory over No. 9-ranked Ohio State on Thursday, where it scored six unanswered goals over the final 21 minutes of the contest, Boston University has won five of its last seven games (5-1-1).
- The Terriers offense is led by the Hutson brothers, with sophomore forward Quinn Hutson leading the team in points (22-26—48) while freshman defenseman Cole Hutson (13-31—44) owns the team lead in assists. Freshman phenom Cole Eiserman (23-11—34) has tallied a team-high 23 goals on the year, two of which came in Thursday's win over the Buckeyes.
- Goaltending duties have favored freshman Mikhail Yegorov since he arrived as a mid-season addition from the USHL's Omaha Lancers. Yegorov has started the last 15 games for the Terriers, posting a 9-5-1 record with a 2.06 goals-against average and .929 save percentage. Mathieu Caron handled the bulk of the goaltending duties in the first half of the season, posting a 12-6-1 record with a 3.16 goals-against average and .899 save percentage.

100 YEARS, 330 MILES, 52 MEETINGS

- Cornell and Boston University are meeting for the 53rd time in program history this afternoon. The Big Red has a 27-22-3 advantage in the series, and is 13-10-3 in contests played on neutral ice.
- Eight of the last 11 meetings have been decided by one goal, and all 11 contests have been determined by two scores or less.

- Today will be the 12th time the last 13 meetings that the Big Red and Terriers will be playing at a neutral site (nine at Madison Square Garden, once at DCU Arena, once at SNHU Arena). Cornell is 3-4-2 in its previous nine neutral site games against BU.

POSTSEASON HISTORY WITH BOSTON UNIVERSITY

- This is the fifth time Cornell and Boston University are meeting in the NCAA Tournament. Cornell won the first meeting, 4-1, to garner its national title in 1967, but the Terriers have won the last three, coming in the 1972 national title game in Boston, the 2018 regional semifinal in Worcester, Mass., and the 2023 Manchester Regional final.
- Today will be the 13th all-time playoff meeting between Cornell and Boston University as the Big Red played the Terriers in the ECAC Hockey Championship eight times between 1966 and 1979 (four times in the semifinals and twice in the third-place game and championship game).

CORNELL PLAYERS VS. BOSTON UNIVERSITY

PLAYER	GP	G	A	PTS	SH	SH%	+/-	PIM	PPG	SHG	GWG	BLK	FOW	FOL	FO%
Ondrej Psenicka	4	2	0	2	9	.222	+1	2	0	0	1	2	1	2	.333
Tim Rego	4	0	2	2	3	.000	-3	0	0	0	0	8	0	0	—
Nick DeSantis	3	0	2	2	3	.000	+1	2	0	0	0	1	0	0	—
Dalton Bancroft	3	1	0	1	5	.200	+1	2	0	0	0	1	0	0	—
Kyler Kovich	2	1	0	1	2	.500	+1	0	0	0	0	1	0	0	—
Ryan Walsh	1	1	0	1	4	.250	-1	0	1	0	0	0	6	6	.500
Kyle Penney	4	0	1	1	10	.000	E	4	0	0	0	5	2	3	.400
Jonathan Castagna	1	0	1	1	1	.000	+1	0	0	0	0	1	8	4	.667
Ben Robertson	1	0	1	1	1	.000	E	0	0	0	0	0	0	0	—
Hank Kempf	4	0	0	0	1	.000	E	2	0	0	0	8	0	0	—
Jack O'Leary	3	0	0	0	1	.000	-2	0	0	0	0	1	0	0	—
Michael Suda	3	0	0	0	3	.000	E	0	0	0	0	1	0	0	—
Winter Wallace	3	0	0	0	0	.000	E	4	0	0	0	0	0	0	—
Sean Donaldson	2	0	0	0	2	.000	E	0	0	0	0	0	0	0	—
Sullivan Mack	2	0	0	0	2	.000	-2	0	0	0	0	1	0	0	—
Luke Devlin	1	0	0	0	0	.000	E	0	0	0	0	0	1	0	1.000
George Fegasas	1	0	0	0	0	.000	E	0	0	0	0	0	0	0	—
Jake Kraft	1	0	0	0	0	.000	E	0	0	0	0	0	0	0	—
Hoyt Stanley	1	0	0	0	1	.000	E	2	0	0	0	0	0	0	—
TOTALS	44	5	7	12	48	.104	-3	18	1	0	1	30	18	15	.545
GOALTENDER	GP	GS	W	L	T	W%	MIN	GA	GAA	SV	SV%	PPG	SHG	SHO	
Ian Shane	3	3	1	2	0	.333	177:20	7	2.37	90	.928	1	0	0	

YEAR-BY-YEAR RESULTS

SEASON	RECORD	W%	GF	GA	+/-
1957-58	2-4-1	.357	37	48	-11
1958-59	3-10-0	.231	26	105	-79
1959-60	1-7-0	.125	17	66	-49
1960-61	3-8-0	.273	40	36	+4
1961-62	8-2-0	.800	50	20	+30
1962-63	5-4-1	.550	44	31	+13
1963-64	5-5-1	.500	35	37	-2
1964-65	11-2-0	.846	91	37	+54
1965-66	13-1-0	.929	95	22	+73
1966-67	10-1-0	.909	76	18	+58
1967-68	12-0-0	1.000	77	15	+62
1968-69	12-0-0	1.000	94	15	+79
1969-70	12-0-0	1.000	86	20	+66
1970-71	13-0-0	1.000	88	23	+65
1971-72	12-1-0	.923	95	30	+65
1972-73	14-0-1	.967	99	42	+57
1973-74	11-1-0	.917	74	40	+34
1974-75	9-3-1	.731	74	43	+31
1975-76	10-3-0	.769	82	42	+40
1976-77	14-2-0	.875	124	63	+61
1977-78	13-1-1	.900	126	51	+75
1978-79	13-3-0	.813	93	52	+41
1979-80	8-5-0	.615	67	50	+17
1980-81	12-1-0	.923	70	27	+43
1981-82	6-8-0	.429	59	47	+12
1982-83	9-1-2	.833	54	33	+21
1983-84	7-5-0	.583	49	51	-2
1984-85	11-1-1	.885	72	43	+29
1985-86	6-4-4	.571	62	54	+8
1986-87	6-6-0	.500	59	55	+4
1987-88	10-5-0	.667	69	40	+29
1988-89	9-3-0	.750	52	31	+21
1989-90	10-2-2	.786	60	37	+23
1990-91	10-3-2	.733	73	39	+34
1991-92	6-3-2	.636	35	27	+8
1992-93	4-9-0	.308	39	53	-14
1993-94	5-7-2	.429	57	59	-2
1994-95	4-4-4	.500	48	39	+9
1995-96	11-1-2	.857	75	32	+43
1996-97	10-4-2	.688	62	42	+20
1997-98	6-6-0	.500	31	29	+2
1998-99	6-7-1	.464	43	44	-1
1999-00	11-3-0	.786	57	33	+24
2000-01	7-2-4	.692	33	26	+7
2001-02	14-1-1	.906	65	27	+38
2002-03	15-0-0	1.000	68	14	+54
2003-04	7-7-5	.500	46	41	+5
2004-05	15-0-1	.969	64	18	+46
2005-06	12-3-2	.765	55	36	+19
2006-07	9-7-2	.556	54	38	+16
2007-08	10-5-2	.647	58	32	+26
2008-09	12-3-1	.781	45	21	+24
2009-10	12-3-1	.781	53	28	+25
2010-11	9-8-1	.528	52	48	+4
2011-12	10-3-2	.733	41	24	+17
2012-13	6-5-2	.538	26	25	+1
2013-14	8-5-2	.600	33	32	+1
2014-15	7-7-3	.500	35	40	-5
2015-16	9-5-2	.625	46	39	+7
2016-17	9-4-3	.656	42	38	+4
2017-18	15-2-0	.882	62	24	+38
2018-19	12-6-0	.667	60	35	+25
2019-20	11-0-2	.923	50	19	+31
2020-21	— NO SEASON (COVID-19 PANDEMIC) —				
2021-22	9-4-3	.656	50	31	+19
2022-23	12-3-1	.781	56	26	+30
2023-24	10-3-2	.733	51	26	+25
2024-25	9-4-1	.679	45	29	+16
TOTALS	622-236-73	.707	4006	2438	+1568



If you've never been to a Big Red hockey game at Cornell's Lynah Rink, there are quite a few things you've never experienced. You've never camped in line to get season tickets and ensure your spot as one of the raucous and devoted "Lynah Faithful." But most importantly, if you've never been to Lynah, you've never experienced all the best that college hockey offers.

Lynah Rink, which enters its 68th year serving as the home of Big Red hockey this season, was formally dedicated on April 6, 1957, a month after its opening to the public on March 4, 1957. The facility, which was built following a \$500,000 anonymous donation (approximately \$5.59 million in 2024), honors the late **JAMES LYNAB '05**, who served as the director of athletics at Cornell from 1935-43.

The donation to build Lynah Rink resurrected the Cornell hockey program following a 10-year hiatus, ensuring hockey returned as a varsity sport for the 1957-58 season.

Cornell began sponsoring hockey as a varsity sport with the 1900-01 season, which featured all Big Red home games played on the university's outdoor rink on Beebe Lake. Due to a series of abnormally mild winters, the program was left — literally — on thin ice, causing Cornell to drop the program entirely after the 1947-48 campaign.

Since its opening in March of 1957, Lynah Rink has received numerous face-lifts since hosting its inaugural event on March 21, 1957, a 7-3 victory for the NHL's New York Rangers in an exhibiton against the Rochester Americans of the American Hockey League (AHL). Hockey Hall of Fame goaltender Gump Worsley stopped 44 shots in the victory for the Rangers.

Among the renovations, Cornell spent nearly \$1 million in the summer of 2000, to replace the rink floor, drainage system, frost protection and refrigeration piping, and adding new boards and seamless glass.

During the summer of 2006, a 16,700-square-foot expansion added new locker rooms, coaches offices, study lounges, new athletic training space, and approximately 450 new seats in the seating bowl.

Over last season's winter break, updated Cornell branding on the façade and south concourse brought a more modern look to the facility.

Though many physical aspects of Lynah Rink have changed over time, the crowd remains constant. Lynah Rink can hold 4,267 boisterous Cornell hockey fans, who provide unwavering support for the Big Red while creating an unparalleled atmosphere in college hockey.

Although many rinks in the nation are bigger in capacity, few are known to be louder. The Cornell fans, aptly named the "Lynah Faithful," stream into every home contest, making themselves as much a part of the game as the players do. Whether they're cheering for the Big Red or joining the pep band in their rendition of "Give My Regards to Davy," the Lynah Faithful reaffirms the old saying, "There's no place like home."

Since the doors opened on Lynah Rink, the Cornell men's hockey program has won a pair of NCAA Division I men's hockey championships in 1967 and 1970, garnering an ECAC Hockey-record 13 tournament championships (1967-70, 1973, 1980, 1986, 1996-97, 2003, 2005, 2010, 2024) and 26 Ivy League titles, 22 of which have been won outright.

NCAA HISTORY

TOP DIVISION I HOME WIN PERCENTAGES  
Mike Schafer Era (1995-Present) (as of 3/22/25)

TEAM	RECORD	W%
Michigan	401-125-38	.745
Quinnipiac	332-109-40	.732
North Dakota	411-139-58	.724
Boston College	334-118-41	.719
Denver	409-152-49	.711
► Cornell	292-111-48	.701
Minnesota	404-166-52	.691
Boston University	320-143-54	.671
Maine	325-145-56	.671
Minnesota State	335-157-53	.663





# MIKE SCHAFER '86

30TH SEASON AS HEAD COACH

**Years at Cornell:** 37th Season  
**College:** Cornell '86

**M**IKE SCHAFER '86, the longest-tenured head coach in Cornell men's hockey history, is currently in his 30th and final season at the helm of the Cornell men's hockey program after announcing on June 13, 2024, that he will retire following the conclusion of the 2024-25 season.

Former Cornell standout centerman and assistant coach, and current associate head coach, **CASEY JONES** '90 will replace Schafer beginning with the 2025-26 season.

When Schafer returned to his alma mater in the summer of 1995 to become the 12th head coach in Cornell men's hockey history, Schafer's goal was to bring the Big Red to a position of national prominence.

Schafer has accomplished that objective with his career coaching record of 561-299-117. His 561 victories are the second-most by any Cornell coach with a single team, trailing former softball head coach **DICK BLOOD** (623).

Cornell has consistently been ranked among the nation's elite under Schafer, which includes the Big Red being ranked in the top 20 of the USCHO.com poll 443 times since its inception in 1997-98.

Along with being one of Cornell's legendary head coaches, Schafer's 561 career victories and .634 win percentage rank fourth among active Division I men's head coaches.

During his 29-plus seasons behind the Big Red bench, Schafer has guided Cornell to 14 NCAA Tournament appearances, which included a trip to Buffalo, N.Y., for the 2003 Frozen Four — the program's first since the 1979-80 campaign. Along with its Frozen Four appearance, the Big Red established the school record for wins (30), claiming one more victory than Cornell's 1969-70 national championship squad, who remains the lone Division I program to go undefeated in a single season (29-0-0). In addition to its 30 wins in 2002-03, Cornell had a 19-2-1 mark in ECAC Hockey play, signifying the program's best league play record since going 21-0-0 in 1969-70.

With Schafer serving as Cornell's bench boss, the Big Red have registered 14 20-win seasons and 18 campaigns with at least a .600 win percentage, including the last eight seasons in which the Big Red has competed. In ECAC Hockey play, the Schafer-led Big Red has won at least 10 conference games on 24 occasions, also including each of the last eight seasons.

In 2020, Schafer was named co-winner of the Spencer Penrose Award, given to the nation's top head coach, sharing the honor with North Dakota's Brad Berry. It was the first time Schafer won the award after being named ECAC Hockey's Coach of the Year five times (2002, 2003, 2005, 2018, 2020).

Cornell has claimed six Whitelaw Cup (ECAC Hockey tournament titles), two more than the late legendary **NED HARKNESS** for the most in Big Red history. Schafer also has guided Cornell to three Cleary Cups (ECAC's regular-season championships) over the past eight years.

Over his illustrious coaching career for Cornell, Schafer has coached 10 players to First Team All-America status (11 instances), eight Ivy League Players of the Year, six ECAC Hockey Ken Dryden Award winners (league's best goaltender), five Rookies of the Year in both ECAC Hockey and the Ivy League, and three ECAC Hockey Players of the Year.

Schafer and his wife, Diane, have two sons, Luke and John '18, and a daughter, Michelle.

## SCHAFER'S FILE

### COACHING EXPERIENCE

1986-90	Cornell (Assistant Coach)
1990-94	Western Michigan (Assistant Coach)
1994-95	Western Michigan (Associate Head Coach)
1995-Pres.	Cornell (Head Coach)

### PLAYING EXPERIENCE

1979-80	Georgetown Gemini (CJBHL)
1980-82	Guelph Platters (OPJHL)
1982-86	Cornell

### EDUCATION

<b>Cornell University</b>
B.A., Business Management & Marketing, 1986

### COACHING CAREER

SEASON	RECORD	W%	CONF.	W%
<b>CORNELL (1995 - PRESENT)</b>				
1995-96	21-9-4	.676	14-4-4	.727
1996-97	21-9-5	.671	14-6-2	.682
1997-98	15-16-2	.485	9-12-1	.432
1998-99	12-15-4	.452	9-10-3	.477
1999-00	16-14-2	.531	10-9-1	.525
2000-01	16-12-5	.561	11-8-3	.568
2001-02	25-8-2	.743	17-3-2	.818
2002-03	30-5-1	.847	19-2-1	.886
2003-04	16-10-6	.594	13-6-3	.659
2004-05	27-5-3	.814	18-2-2	.864
2005-06	22-9-4	.686	13-6-3	.659
2006-07	14-13-4	.516	10-8-4	.545
2007-08	19-14-3	.569	12-9-1	.568
2008-09	22-10-4	.667	13-6-3	.659
2009-10	21-9-4	.676	14-5-3	.705
2010-11	16-15-3	.515	11-9-2	.545
2011-12	19-9-7	.643	12-4-6	.682
2012-13	15-16-3	.485	8-11-3	.432
2013-14	17-10-5	.609	11-7-4	.591
2014-15	11-14-6	.452	9-9-4	.500
2015-16	16-11-7	.574	8-8-6	.500
2016-17	21-9-5	.671	13-4-5	.705
2017-18	25-6-2	.788	17-3-2	.818
2018-19	21-11-4	.639	13-5-4	.682
2019-20	23-2-4	.862	18-2-2	.864
2020-21	— NO SEASON (COVID-19 PANDEMIC) —			
2021-22	18-10-4	.625	12-6-4	.636
2022-23	21-11-2	.647	15-6-1	.705
2023-24	22-7-6	.714	12-6-4	.636
2024-25	19-10-6	.629	10-8-4	.545
<b>TOTALS</b>	<b>561-299-117</b>	<b>.634</b>	<b>365-184-87</b>	<b>.642</b>

## CORNELL'S RECORD UNDER SCHAFER

CATEGORY	2024-25	UNDER SCHAFER	STREAK	CATEGORY	2024-25	UNDER SCHAFER	STREAK	CATEGORY	2024-25	UNDER SCHAFER	STREAK
Overall	19-10-6	561-299-117	Won 7	Cornell Scores First	14-1-4	410-90-59	Won 6	Leads after 1st period	15-0-3	298-46-29	Won 9
ECAC Hockey Game	10-8-4	365-184-87	Won 1	Opponent Scores First	5-9-2	151-209-51	Won 1	Trails after 1st period	4-6-1	69-153-30	Won 1
Ivy League Game	5-2-2	198-95-35	Won 1	When Shutout	0-1-0	0-50-7	Lost 6	Tied after 1st period	0-4-2	194-100-58	Lost 1
Non-Conference Game	9-2-2	196-115-30	Won 6	Scores One Goal	0-6-1	21-95-27	Lost 5	Leads after 2nd period	13-0-0	429-22-29	Won 26
Home	9-4-1	293-111-48	Won 2	Scores Two Goals	0-2-3	85-91-46	Tied 1	Trails after 2nd period	4-8-3	35-202-33	Won 1
Away	6-6-4	202-132-56	Won 3	Scores Three Goals	5-1-2	153-43-28	Won 3	Tied after 2nd period	2-2-3	97-75-55	Won 1
Neutral Site	4-0-1	66-56-13	Won 3	Scores Four Goals	6-0-0	128-16-6	Won 11	Outshoots Opponent	12-7-4	348-141-63	Won 4
October	0-0-0	18-10-2	Won 2	Scores 5+ Goals	8-0-0	174-4-3	Won 116	Outshot by Opponent	5-3-2	194-147-51	Won 4
November	4-2-3	139-65-25	Tied 1	Shutout Opponent	4-0-0	115-0-7	Won 29	Tied in Shots	2-0-0	19-11-3	Won 3
December	1-1-0	54-32-19	Lost 1	Allows One Goal	7-0-1	198-16-27	Won 5	In Overtime	2-0-6	53-44-117	Won 1
January	3-4-2	114-65-37	Lost 2	Allows Two Goals	5-1-3	164-51-46	Won 2	In Shootouts	5-1	14-11	Won 5
February	4-3-1	135-69-31	Lost 1	Allows Three Goals	3-2-2	64-71-28	Won 1	vs. Ranked Opponents	5-4-3	124-108-33	Won 3
March	7-0-0	101-57-3	Won 7	Allows Four Goals	0-5-0	19-74-6	Lost 8				
April	0-0-0	0-1-0	Lost 1	Allows 5+ Goals	0-2-0	1-87-3	Lost 54				

SCHAFER MISCELLANEA

SCHAFER'S ALL-TIME VICTORIES				
11/10/95	vs. Brown	W, 4-1	1	
1/19/98	at Colgate	W, 3-2 (OT)	50	
3/10/01	vs. Princeton	W, 2-1	100	
3/1/03	at Yale	W, 3-0	150	
10/28/05	vs. Michigan State	W, 4-2	200	
3/7/08	vs. Dartmouth	W, 3-2	250	
11/27/10	vs. Colgate	W, 4-3	300	
11/1/13	vs. Princeton	W, 4-2	350	
1/7/17	at Merrimack	W, 1-0	400	
2/1/19	at Union	W, 4-0	450	
11/4/22	at Princeton	W, 3-1	500	
1/24/25	vs. Harvard	W, 4-1	550	
3/27/25	vs. Michigan State	W, 4-3	561	
GOALS SCORED UNDER SCHAFER • ALL GAMES				
11/10/95	Chad Wilson	A Michigan State	1	
2/23/96	Jeff Burgoyne	H Union	100	
1/25/97	Darren Tymchyshyn	H Ferris State	200	
1/17/98	Jeff Oates	H Colgate	300	
1/29/99	Denis Ladouceur	A Princeton	400	
2/4/00	Larry Pierce	A Harvard	500	
2/17/01	Mark McRae	H Vermont	600	
2/16/02	Matt McRae	A Vermont	700	
1/17/03	Ryan Vesce	A Union	800	
11/29/03	Byron Bitz	H Mercyhurst	900	
12/29/04	Cam Abbott	N Maine	1000	
12/2/05	Chris Abbott	H Princeton	1100	
12/1/06	Mitch Carefoot	H RPI	1200	
1/20/08	Tophre Scott	H Clarkson	1300	
1/17/09	Michael Kennedy	A RPI	1400	
1/15/10	Locke Jillson	A Clarkson	1500	
1/14/11	Joe Devin	H RPI	1600	
1/21/12	Joakim Ryan	H Harvard	1700	
2/16/13	Nick D'Agostino	A Harvard	1800	
3/15/14	Patrick McCarron	H Clarkson	1900	
1/9/16	Jeff Kubiak	H Merrimack	2000	
2/3/17	Anthony Angello	A Union	2100	
1/19/18	Anthony Angello	H Colgate	2200	
2/1/19	Morgan Barron	A Union	2300	
1/10/20	Jeff Malott	A RPI	2400	
1/1/22	Ondrej Psenicka	A Arizona State	2500	
1/6/23	Jack Malone	A Union	2600	
12/29/23	Dalton Bancroft	N UMass	2700	
11/23/24	Dalton Bancroft	H Princeton	2800	
3/27/25	Sullivan Mack	N Michigan State	2889	
SCHAFER'S RECORD AGAINST OPPONENTS				
Bold denotes 2024-25 opponent				
AIC	1-0-1	Minnesota State	1-0-0	
Air Force	1-0-0	New Hampshire	4-4-0	
Alabama-Huntsville	5-0-1	Niagara	15-2-0	
Alaska	2-0-0	<b>North Dakota</b>	<b>6-4-0</b>	
<b>Arizona State</b>	<b>4-3-1</b>	Northeastern	5-0-0	
Army	1-1-1	Northern Michigan	4-1-1	
Bemidji State	0-1-0	Notre Dame	1-0-0	
Boston College	1-1-0	Ohio State	6-5-0	
<b>Boston University</b>	<b>7-8-2</b>	Omaha	2-1-1	
Bowling Green	0-1-1	Penn State	1-0-0	
<b>Brown</b>	<b>47-8-6</b>	<b>Princeton</b>	<b>47-18-3</b>	
Canisius	2-0-0	Providence	2-3-1	
<b>Clarkson</b>	<b>46-23-12</b>	<b>Quinnipiac</b>	<b>28-21-6</b>	
<b>Colgate</b>	<b>42-19-12</b>	RIT	2-2-0	
Colorado College	4-3-1	Robert Morris	1-0-0	
<b>Dartmouth</b>	<b>32-25-8</b>	<b>RPI</b>	<b>40-19-9</b>	
Denver	2-4-0	<b>Sacred Heart</b>	<b>2-3-1</b>	
Ferris State	2-3-0	St. Cloud State	1-1-0	
<b>Harvard</b>	<b>43-25-9</b>	<b>St. Lawrence</b>	<b>33-20-8</b>	
Lake Superior State	0-1-1	UConn	1-0-0	
Maine	2-5-3	<b>UMass</b>	<b>4-1-2</b>	
Mercyhurst	0-1-1	UMass Lowell	0-2-0	
Merrimack	4-2-0	<b>Union</b>	<b>40-21-9</b>	
Miami (Ohio)	4-3-0	Vermont	13-2-4	
Michigan	2-0-1	Wayne State	1-1-0	
<b>Michigan State</b>	<b>4-5-1</b>	Western Michigan	6-1-1	
Minnesota	0-1-0	Wisconsin	1-1-0	
Minnesota Duluth	2-2-1	<b>Yale</b>	<b>34-20-9</b>	

FIVE-YEAR SITUATIONAL BREAKDOWNS

	2019-20	2021-22	2022-23	2023-24	2024-25	FIVE-YEAR TOTAL	SCHAFER TOTAL
Overall	23-2-4	18-10-4	21-11-2	22-7-6	19-10-6	<b>103-40-22</b>	<b>561-299-117</b>
ECAC Hockey games	18-2-2	12-6-4	15-6-1	12-6-4	10-8-4	<b>67-28-15</b>	<b>365-184-87</b>
Ivy League games	8-1-1	5-3-2	8-2-0	5-2-3	5-2-2	<b>31-10-8</b>	<b>174-82-33</b>
Non-conference games	5-0-2	6-4-0	6-5-1	10-1-2	9-2-2	<b>36-12-7</b>	<b>196-115-30</b>
At home	11-0-2	9-4-3	12-3-1	10-3-2	9-4-1	<b>51-14-9</b>	<b>293-111-48</b>
On the road	10-2-1	8-6-1	7-6-1	8-3-2	6-6-4	<b>39-23-9</b>	<b>202-132-56</b>
At a neutral site	2-0-1	1-0-0	2-2-0	4-1-2	4-0-1	<b>13-3-4</b>	<b>66-56-13</b>
Leading after 1st period	15-0-0	10-3-3	15-2-1	14-0-1	15-0-3	<b>69-5-8</b>	<b>298-46-29</b>
Trailing after 1st period	0-1-0	2-6-1	3-4-1	1-4-1	4-6-1	<b>10-21-4</b>	<b>69-153-30</b>
Tied after 1st period	8-1-4	6-1-0	3-5-0	7-3-4	0-4-2	<b>24-14-10</b>	<b>194-100-58</b>
Leading after 2nd period	20-0-0	12-0-1	19-0-0	19-0-2	13-0-0	<b>83-0-3</b>	<b>429-22-29</b>
Trailing after 2nd period	0-2-3	3-8-1	1-7-1	2-4-1	4-8-3	<b>10-29-9</b>	<b>35-202-33</b>
Tied after 2nd period	3-0-1	3-2-2	1-4-1	1-3-3	2-2-3	<b>10-11-10</b>	<b>97-75-55</b>
Outshooting opponent	17-1-3	12-8-2	18-6-2	15-5-4	12-6-4	<b>74-26-15</b>	<b>348-140-63</b>
Outshot by opponent	3-1-1	5-1-2	2-4-0	7-2-2	5-4-2	<b>22-12-7</b>	<b>194-148-51</b>
Shots are even	3-0-0	1-1-0	1-1-0	0-0-0	2-0-0	<b>7-2-0</b>	<b>19-11-3</b>
One-goal margin	3-1	7-7	6-7	4-5	3-2	<b>23-22</b>	<b>205-139</b>
Two-goal margin	7-0	3-1	5-2	6-1	6-3	<b>27-7</b>	<b>131-66</b>
Three-plus-goal margin	13-1	8-2	10-2	12-1	10-5	<b>53-11</b>	<b>225-94</b>
Scoring first	20-0-1	12-2-3	18-3-1	17-3-4	14-1-4	<b>81-9-13</b>	<b>410-90-59</b>
Opponent scores first	3-2-3	6-8-1	3-8-1	5-4-2	5-9-2	<b>22-29-7</b>	<b>151-209-51</b>
In October	0-0-0	2-0-0	0-2-0	2-0-0	0-0-0	<b>4-2-0</b>	<b>18-10-2</b>
In November	9-0-0	6-1-0	6-2-0	3-3-1	4-2-3	<b>28-8-4</b>	<b>138-65-25</b>
In December	1-1-0	1-0-1	2-1-1	1-1-2	1-1-0	<b>6-4-4</b>	<b>54-32-19</b>
In January	4-1-4	4-3-2	5-2-0	5-0-1	3-4-2	<b>21-10-9</b>	<b>114-65-37</b>
In February	9-0-0	4-4-1	5-2-1	5-1-2	4-3-1	<b>22-11-9</b>	<b>135-69-31</b>
In March	0-0-0	1-2-0	3-2-0	6-2-0	7-0-0	<b>17-6-0</b>	<b>101-57-3</b>
On Sunday	1-0-0	0-2-0	0-0-0	0-0-0	0-0-0	<b>1-3-0</b>	<b>19-19-5</b>
On Monday	0-0-0	0-0-0	0-0-0	0-0-0	0-0-0	<b>0-0-0</b>	<b>3-2-0</b>
On Tuesday	0-0-0	0-1-0	1-0-0	0-0-0	0-0-0	<b>1-1-0</b>	<b>13-7-3</b>
On Wednesday	0-0-0	0-0-0	0-0-0	0-0-0	0-0-0	<b>0-0-0</b>	<b>3-4-1</b>
On Thursday	0-0-0	0-0-0	2-0-0	1-0-0	1-0-0	<b>4-0-0</b>	<b>8-8-1</b>
On Friday	11-1-1	7-5-1	10-4-1	11-3-2	9-5-2	<b>48-18-7</b>	<b>262-107-45</b>
On Saturday	11-1-3	11-2-3	8-6-1	10-4-4	9-5-4	<b>49-18-15</b>	<b>253-152-62</b>
First of back-to-back	12-1-1	7-6-1	11-3-0	11-3-2	9-5-2	<b>50-18-8</b>	<b>277-112-44</b>
Second of back-to-back	10-1-3	9-2-3	7-5-2	9-3-3	8-5-3	<b>43-16-14</b>	<b>230-143-58</b>
Third in three days	0-0-0	0-1-0	0-0-0	0-0-0	0-0-0	<b>0-1-0</b>	<b>7-5-0</b>
In a single game	1-0-0	2-1-0	3-3-0	2-1-0	2-0-1	<b>10-5-1</b>	<b>47-39-15</b>
In overtime	0-0-4	4-1-4	0-2-2	2-2-6	2-0-6	<b>8-5-22</b>	<b>53-44-117</b>
In shootouts	0-0	0-4	1-1	4-2	5-1	<b>10-8</b>	<b>14-11</b>
vs. ECAC Hockey opp.	18-2-2	13-8-4	17-7-1	16-6-4	15-8-5	<b>79-29-14</b>	<b>444-222-93</b>
vs. Atlantic Hockey opp.	0-0-0	0-0-0	2-0-1	0-0-0	0-1-1	<b>2-1-2</b>	<b>12-5-3</b>
vs. Big Ten opp.	3-0-0	0-0-0	0-0-0	0-0-0	1-0-0	<b>4-0-0</b>	<b>5-3-0</b>
vs. CCHA opp.	0-0-0	0-0-0	0-0-0	0-0-0	0-0-0	<b>0-0-0</b>	<b>18-14-4</b>
vs. Hockey East opp.	1-0-1	1-0-0	1-2-0	2-0-1	1-0-0	<b>6-2-2</b>	<b>30-26-8</b>
vs. NCHC opp.	0-0-0	2-0-0	1-2-0	2-1-0	2-1-0	<b>7-4-0</b>	<b>13-9-1</b>
vs. Independent opp.	0-0-0	2-2-0	0-0-0	2-0-1	0-0-0	<b>4-2-1</b>	<b>10-3-3</b>
vs. Ranked Opponents	6-1-3	5-1-1	3-8-0	7-2-2	5-4-3	<b>26-16-9</b>	<b>124-108-33</b>

TEAM GOALS IN A GAME

1.	11	11/13/21 vs. RPI (W, 11-3)
2.	10	11/20/99 vs. Clarkson (W, 10-4)
	10	2/4/23 vs. Union (W, 10-1)
4.	9	3/9/18 vs. Quinnipiac (W, 9-1)
5.	8	1/23/96 vs. UMass (W, 8-1)
	8	3/8/96 vs. Colgate (W, 8-1)
	8	3/9/96 vs. Colgate (W, 8-3)
	8	2/6/99 vs. Princeton (W, 8-4)
	8	11/12/99 vs. Brown (W, 8-1)
	8	2/11/00 at Clarkson (W, 8-3)
	8	11/15/02 at Vermont (W, 8-0)
	8	2/8/03 vs. Vermont (W, 8-1)
	8	2/17/07 vs. Princeton (W, 8-4)
	8	12/29/22 vs. AIC (W, 8-4)

INDIVIDUAL GOALS IN A GAME

1.	4	Max Andreev	vs. RPI (11/13/21)
2.	3	Brad Chartrand	vs. Harvard (11/11/95)
	3	P.C. Drouin	at Union (12/10/95)
	3	Kyle Knopp	at Brown (2/17/96)
	3	David Kozier	at Harvard (11/13/98)
	3	Matt Moulson	vs. Dartmouth (2/7/03)
	3	Ryan Vesce	at Princeton (11/8/03)
	3	Matt Moulson	at Harvard (1/9/04)
	3	Mike Knoepfli	vs. Clarkson (3/12/04)
	3	Matt Moulson	vs. Union (2/19/05)
	3	Colin Greening	vs. Dartmouth (2/29/08)
	3	Tyler Roeszler	vs. Colgate (1/22/11)
	3	Mitch Vanderlaan	at Yale (11/12/16)
	3	Jeff Malott	at Princeton (1/13/17)
	3	Noah Bauld	vs. St. Lawrence (11/17/17)
	3	Kyle Betts	vs. Canisius (12/30/17)
	3	Anthony Angello	at Harvard (1/26/18)
	3	Morgan Barron	vs. Yale (11/9/19)
	3	Ben Berard	vs. Clarkson (2/29/20)
	3	Ben Berard	at Dartmouth (11/6/21)
	3	Matt Stienburg	at St. Lawrence (12/3/21)
	3	Dalton Bancroft	vs. UConn (11/26/22)
	3	Jonathan Castagna	vs. Princeton (1/19/24)
	3	Dalton Bancroft	vs. St. Lawrence (2/22/25)

TEAM ASSISTS IN A GAME

1.	22	11/13/21 vs. RPI (W, 11-3)
2.	20	11/20/99 vs. Clarkson (W, 10-4)
	20	11/20/99 vs. Clarkson (W, 10-4)
4.	18	3/9/18 vs. Quinnipiac (W, 9-1)
	18	2/4/23 vs. Union (W, 10-1)
6.	16	1/23/96 vs. UMass (W, 8-1)
	16	3/8/96 vs. Colgate (W, 8-1)
	16	3/9/96 vs. Colgate (W, 8-3)
	16	2/6/99 vs. Princeton (W, 8-4)
	16	11/12/99 vs. Brown (W, 8-1)
	16	2/11/00 at Clarkson (W, 8-3)
	16	11/15/02 at Vermont (W, 8-0)
	16	2/8/03 vs. Vermont (W, 8-1)
	16	2/17/07 vs. Princeton (W, 8-4)
	16	12/29/22 vs. AIC (W, 8-4)

INDIVIDUAL ASSISTS IN A GAME

1.	4	Jeff Burgoyne	vs. Princeton (2/6/99)
	4	Kyle Knopp	at RPI (2/26/99)
	4	Mark McRae	at Clarkson (2/11/00)
	4	Mike Knoepfli	vs. Vermont (2/8/03)
	4	Ryan Vesce	at Princeton (11/8/03)
	4	Ryan Vesce	at Harvard (1/9/04)
	4	Byron Bitz	vs. Princeton (2/13/04)
	4	Brenden Locke	vs. Quinnipiac (3/9/18)
	4	Yanni Kaldis	vs. Quinnipiac (3/9/18)
	4	Nick DeSantis	at RPI (1/7/23)
11.	3	83 times by 57 players	
		Last: Sullivan Mack, at Brown (2/14/25)	

TEAM POINTS IN A GAME

1.	33	11/13/21 vs. RPI (W, 11-3; 11g-22a)
2.	30	11/20/99 vs. Clarkson (W, 10-4; 10g-20a)
3.	28	2/4/23 vs. Union (W, 10-1; 10g-18a)
4.	27	3/9/18 vs. Union (W, 10-1; 9g-18a)
5.	24	1/23/96 vs. Quinnipiac (W, 9-1; 8g-16a)
	24	3/8/96 vs. UMass (W, 8-1; 8g-16a)
	24	3/9/96 vs. Colgate (W, 8-1; 8g-16a)
	24	2/6/99 vs. Colgate (W, 8-3; 8g-16a)
	24	11/12/99 vs. Princeton (W, 8-4; 8g-16a)
	24	2/11/00 vs. Brown (W, 8-1; 8g-16a)
	24	11/15/02 at Clarkson (W, 8-3; 8g-16a)
	24	2/8/03 at Vermont (W, 8-0; 8g-16a)
	24	2/17/07 vs. Vermont (W, 8-1; 8g-16a)
	24	12/29/22 vs. Princeton (W, 8-4; 8g-16a)

INDIVIDUAL POINTS IN A GAME

1.	7	Ryan Vesce (3g-4a)	at Princeton (11/8/03)
2.	6	Max Andreev (4g-2a)	vs. Union (11/13/21)
3.	5	Kyle Knopp (2g-3a)	at Union (12/10/95)
	5	Denis Ladouceur (2g-3a)	vs. Clarkson (11/20/99)
5.	4	44 times by 34 players	
		Last: Dalton Bancroft (3g-a), vs. SLU (2/22/25)	

POWER-PLAY GOALS IN A GAME

1.	6	2/4/23 vs. Union (W, 10-1)
2.	5	12/10/95 at Union (T, 5-5 — OT)
	5	2/8/03 vs. Vermont (W, 8-1)
4.	4	12/1/95 vs. Yale (W, 6-2)
	4	2/16/96 at Harvard (W, 5-4 — OT)
	4	2/6/99 vs. Princeton (W, 8-4)
	4	11/6/09 vs. Dartmouth (W, 5-1)
	4	10/26/13 at Omaha (W, 4-3)
9.	3	46 times, Last: 1/21/23 vs. Princeton (W, 3-2)

SHORT-HANDED GOALS IN A GAME

1.	2	11/11/95 vs. Harvard (W, 5-3)
	2	12/2/95 vs. Princeton (T, 5-5 — OT)
	2	2/7/97 at Dartmouth (W, 5-3)
	2	2/6/99 vs. Princeton (W, 8-4)
	2	3/11/05 vs. Clarkson (W, 5-0)
	2	1/13/12 at Quinnipiac (W, 2-1)
7.	1	61 times, Last: 3/15/25 at Colgate (W, 3-0)

TEAM SAVES IN A GAME

1.	60	3/17/13 at Quinnipiac (L, 2-3 — 2OT)
2.	59	3/26/06 vs. Wisconsin (L, 0-1 — 3OT)
3.	52	12/27/96 vs. Providence (W, 4-3 — 3OT)
	52	2/13/10 vs. Yale (L, 1-2 — OT)
5.	47	11/22/97 vs. Yale (L, 1-2 — OT)
	47	11/24/98 at Northeastern (W, 4-2)
7.	46	12/10/95 at Union (T, 5-5 — OT)
	46	3/9/12 vs. Dartmouth (W, 4-3 — 2OT)
9.	45	3/1/96 at Clarkson (L, 1-2 — OT)
	45	3/16/01 vs. Harvard (W, 5-2)
	45	11/30/07 vs. UMass (T, 0-0 — OT)

INDIVIDUAL SAVES IN A GAME

1.	60	Andy Iles	at Quinnipiac (3/17/13 — 2OT)
2.	59	David McKee	vs. Wisconsin (3/26/06 — 3OT)
3.	52	Jean-Marc Pelletier	vs. Providence (12/27/96 — 3OT)
	52	Ben Scrivens	vs. Yale (2/13/10 — OT)
5.	47	Jason Elliott	vs. Yale (11/22/97 — OT)
	47	Matt Underhill	at Northeastern (11/24/98)
7.	46	Jason Elliott	at Union (12/10/95 — OT)
	46	Andy Iles	vs. Dartmouth (W, 4-3 — 2OT)
9.	45	Jason Elliott	at Clarkson (3/1/96 — OT)
	45	Matt Underhill	vs. Harvard (3/16/01)
	45	Ben Scrivens	vs. UMass (11/30/07 — OT)

QUICKEST GOALS TO BEGIN GAME

1.	0:08	Dalton Bancroft	vs. Yale (11/8/24)
2.	0:16	Ryan O'Byrne	at St. Lawrence (2/25/05)
3.	0:22	Tristan Mullin	at Brown (2/15/19)
4.	0:25	Matt McRae	at Yale (11/30/01)
5.	0:27	Denis Ladouceur	vs. Union (12/4/98)
6.	0:28	Anthony Angello	vs. RPI (2/27/16)
7.	0:29	Jamie Papp	vs. Harvard (3/7/97)
8.	0:31	Ryan Vesce <sup>(PP)</sup>	at Harvard (2/15/03)
	0:31	Nick D'Agostino	vs. Harvard (2/18/11)
10.	0:32*	Dalton Bancroft	vs. UConn (11/26/22)
		* - denotes game-winning goal	

LATEST GOALS IN REGULATION

1.	59:59	Tyler Mugford <sup>(EN)</sup>	vs. Robert Morris (10/26/06)
	59:59	Blake Gallagher <sup>(EN)</sup>	vs. Brown (2/12/10)
	59:59	Anthony Angello <sup>(EN)</sup>	at Yale (11/12/16)
	59:59	Anthony Angello <sup>(EN)</sup>	at Harvard (1/26/18)
5.	59:58*	Alec McCrea <sup>(PP)</sup>	vs. Harvard (11/11/17)
6.	59:57	Kyle Knopp <sup>(EN)</sup>	vs. St. Lawrence (3/1/97)
	59:57	Vinnie Auger <sup>(PP/EN)</sup>	vs. Northeastern (11/1/97)
	59:57	Krzysztof Wieckowski <sup>(EN)</sup>	at Boston Univ. (11/25/01)
9.	59:56	Colin Greening <sup>(EN)</sup>	vs. Colgate (11/24/09)
10.	59:55	Shane Palahicky <sup>(PP)</sup>	vs. Yale (11/8/02)
	59:55	Sullivan Mack <sup>(EN)</sup>	vs. North Dakota (11/1/24)
		* - denotes game-winning goal	

QUICKEST GAME-WINNING GOALS

1.	0:32	Dalton Bancroft	vs. UConn (11/26/22)
2.	0:37	Michael Kennedy	at RPI (1/17/09)
3.	0:42	Taylor Davenport	vs. Union (12/2/06)
4.	0:46	Sullivan Mack	at Princeton (2/26/22)
5.	1:21	Brenden Locke	vs. Union (3/16/19)
6.	1:23	Ryan Walsh	vs. Harvard (1/24/25)
7.	1:38	Mike Iggulden	at Clarkson (2/26/05)
8.	1:49	Max Andreev	vs. St. Lawrence (2/28/20)
9.	1:59	Cam Abbott	at Union (1/17/03)
10.	2:17	Trevor Yates	vs. Colgate (11/13/15)

LATEST GAME-WINNING GOALS

1.	110:14	David Adler <sup>(3OT)</sup>	vs. Providence (12/27/96)
2.	97:40	Sean Whitney <sup>(2OT)</sup>	vs. Dartmouth (3/9/12)
3.	90:32	Matt Moulson <sup>(2OT)</sup>	vs. Clarkson (3/11/06)
4.	89:54	Colin Greening <sup>(2OT)</sup>	vs. Princeton (3/20/09)
5.	88:30	Raymond Sawada <sup>(2OT)</sup>	vs. Clarkson (3/10/06)
6.	81:09	Matt McRae <sup>(2OT)</sup>	vs. Boston College (3/30/03)
7.	74:39	Tim Rego <sup>(PP/OT)</sup>	vs. Quinnipiac (3/21/25)
8.	72:32	Brian Ferlin <sup>(OT)</sup>	vs. Clarkson (3/16/14)
9.	70:41	Joe Devin <sup>(OT)</sup>	vs. Quinnipiac (3/13/11)
10.	67:25	David Kozier <sup>(OT)</sup>	vs. Princeton (3/9/01)

LATEST GAME-WINNING GOALS (NON-OT)

1.	59:58	Alec McCrea <sup>(PP)</sup>	vs. Harvard (11/11/17)
2.	59:54	Ben Berard	at Dartmouth (11/6/21)
3.	59:50	Sullivan Mack <sup>(PP)</sup>	vs. Michigan St. (3/27/25)
4.	59:44	Sam Paolini	vs. Yale (2/9/02)
5.	59:42	Evan Barlow	vs. Northeastern (3/28/09)
6.	59:41	Larry Pierce	vs. Niagara (11/6/98)
7.	59:37	Mark McCutcheon	vs. Quinnipiac (12/3/05)
8.	59:35	Yanni Kaldis <sup>(PP)</sup>	at RPI (2/4/17)
9.	59:34	Travis Bell	at St. Lawrence (1/26/02)
10.	59:21	Mark McCutcheon	at Colgate (2/4/06)

Bold denotes accomplished this season



GOALS IN A SEASON

1.	24	Brad Chartrand	1995-96
2.	22	Matt Moulson	2004-05
3.	19	Ryan Vesce	2002-03
4.	18	P.C. Drouin	1995-96
	18	Matt Moulson	2003-04
	18	Matt Moulson	2005-06
	18	Blake Gallagher	2009-10
8.	17	Joe Devin	2010-11
9.	16	Ryan Walsh	2024-25
10.	15	Six times by six players Last: Dalton Bancroft (2024-25)	

GOALS BY DEFENSEMAN, SEASON

1.	13	Chad Wilson	1996-97
2.	11	Tony Bergin	1996-97
	11	Doug Murray	2001-02
4.	9	Mark McRae	2002-03
	9	Charlie Cook	2004-05
6.	8	Six times by five players Last: Tim Rego (2024-25)	

ASSISTS IN A SEASON

1.	33	Stephen Băby	2002-03
2.	32	Kyle Knopp	1998-99
3.	30	Gabriel Seger	2023-24
4.	26	Steve Wilson	1995-96
	26	Ryan Vesce	2002-03
6.	25	Greg Miller	2010-11
7.	24	Yanni Kaldis	2018-19
8.	23	Stephen Băby	2001-02
	23	Riley Nash	2009-10
	23	Gabriel Seger	2022-23

ASSISTS BY DEFENSEMAN, SEASON

1.	26	Steve Wilson	1995-96
2.	24	Yanni Kaldis	2018-19
3.	22	Mark McRae	2001-02
4.	21	Doug Murray	2001-02
5.	20	Doug Murray	2002-03
	20	Joakim Ryan	2012-13
	20	Yanni Kaldis	2019-20
8.	19	Mark McRae	2002-03
	19	Charlie Cook	2003-04
	19	Patrick McCarron	2016-17

POINTS IN A SEASON

1.	45	Ryan Vesce	2002-03
2.	44	Gabriel Seger	2023-24
3.	43	Brad Chartrand	1995-96
4.	42	Kyle Knopp	1998-99
	42	Matt Moulson	2004-05
6.	41	Stephen Băby	2002-03
7.	38	Matt Moulson	2005-06
8.	37	Blake Gallagher	2009-10
9.	35	Matt Moulson	2003-04
	35	Colin Greening	2009-10
	35	Riley Nash	2009-10

POINTS BY DEFENSEMAN, SEASON

1.	32	Doug Murray	2001-02
2.	30	Steve Wilson	1995-96
	30	Mark McRae	2001-02
4.	28	Mark McRae	2002-03
	28	Yanni Kaldis	2018-19
6.	26	Sam Malinski	2022-23
7.	25	Doug Murray	2002-03
	25	Patrick McCarron	2016-17
	25	Yanni Kaldis	2019-20
10.	24	Joakim Ryan	2013-14

TEAM GOALS IN A SEASON

1.	139	1995-96	# of players with goals:	19
2.	133	2002-03	# of players with goals:	19
3.	123	1996-97	# of players with goals:	19
4.	118	2001-02	# of players with goals:	21
5.	115	2023-24	# of players with goals:	18
6.	112	2004-05	# of players with goals:	18
	112	2022-23	# of players with goals:	22
8.	110	2024-25	# of players with goals:	18
9.	108	2018-19	# of players with goals:	21
10.	107	2009-10	# of players with goals:	20

TEAM ASSISTS IN A SEASON

1.	237	1995-96	# of players with assists:	19
2.	236	2002-03	# of players with assists:	21
3.	198	2001-02	# of players with assists:	22
4.	195	2023-24	# of players with assists:	21
	195	2022-23	# of players with assists:	22
6.	193	1996-97	# of players with assists:	20
7.	190	2019-20	# of players with assists:	22
8.	186	2004-05	# of players with assists:	21
	186	2018-19	# of players with assists:	22
10.	184	2024-25	# of players with assists:	23

TEAM POINTS IN A SEASON

1.	376	1995-96	# of players with points:	20
2.	369	2002-03	# of players with points:	21
3.	316	2001-02	# of players with points:	23
	316	1996-97	# of players with points:	20
5.	310	2023-24	# of players with points:	21
6.	307	2022-23	# of players with points:	22
7.	298	2004-05	# of players with points:	21
8.	294	2019-20	# of players with points:	23
	294	2018-19	# of players with points:	22
	294	2024-25	# of players with points:	23

TEAM SAVES IN A SEASON

1.	1004	1997-98	Matches: 33	SV/match:	30.42
2.	978	1996-97	Matches: 35	SV/match:	27.94
3.	949	2010-11	Matches: 34	SV/match:	27.91
4.	948	2007-08	Matches: 36	SV/match:	26.33
5.	936	2015-16	Matches: 34	SV/match:	27.53
6.	915	2009-10	Matches: 34	SV/match:	26.91
7.	904	2012-13	Matches: 34	SV/match:	26.59
8.	898	1995-96	Matches: 34	SV/match:	26.41
9.	879	2016-17	Matches: 35	SV/match:	25.11
10.	870	2011-12	Matches: 35	SV/match:	24.86

SEASON GOALS-AGAINST AVERAGE

1.	1.24	2004-05	GA: 44	Minutes: 2134:19
2.	1.26	2002-03	GA: 46	Minutes: 2187:32
3.	1.52	2017-18	GA: 50	Minutes: 1978:38
4.	1.54	2019-20	GA: 45	Minutes: 1750:43
5.	1.68	2001-02	GA: 61	Minutes: 2176:41
6.	1.80	2023-24	GA: 64	Minutes: 2135:41
7.	1.82	2003-04	GA: 59	Minutes: 1942:47
8.	1.84	2009-10	GA: 63	Minutes: 2049:53
9.	1.849	2008-09	GA: 64	Minutes: 2076:35
10.	1.854	2022-23	GA: 63	Minutes: 2038:42

SEASON SHUTOUTS

1.	10	2004-05
	10	2017-18
3.	9	2002-03
4.	7	2009-10
	7	2008-09
	7	2015-16
7.	6	2011-12
8.	5	Six times, Last: 2021-22

Bold denotes accomplished this season / active player

CAREER GOALS

1.	71	Matt Moulson	2002-06
2.	53	Colin Greening	2006-10
3.	46	Doug Stienstra	1996-00
	46	Ryan Vesce	2000-04
5.	45	Ryan Moynihan	1996-00
6.	41	Mitch Vanderlaan	2015-19
7.	40	Kyle Knopp	1995-99
8.	38	Ondrej Psenicka	2021-Pr.
9.	37	Sam Paolini	1999-03
	37	Riley Nash	2007-10
	37	Joe Devin	2007-11

CAREER ASSISTS

1.	93	Kyle Knopp	1995-99
2.	86	Stephen Băby	1999-03
3.	82	Ryan Vesce	2000-04
	82	Topher Scott	2004-08
5.	72	Yanni Kaldis	2016-20
6.	68	Mark McRae	1999-03
7.	67	Matt Moulson	2002-06
8.	64	Riley Nash	2007-10
	64	Greg Miller	2009-13
10.	63	Blake Gallagher	2006-10

CAREER POINTS

1.	138	Matt Moulson	2002-06
2.	133	Kyle Knopp	1995-99
3.	128	Ryan Vesce	2000-04
4.	115	Stephen Băby	1999-03
	115	Colin Greening	2006-10
6.	107	Topher Scott	2004-08
7.	106	Ryan Moynihan	1996-00
8.	101	Riley Nash	2007-10
9.	99	Doug Stienstra	1996-00
10.	98	Mark McRae	1999-03
	98	Greg Miller	2009-13

CAREER SAVES

1.	2,988	Andy Iles	2010-14
2.	2,824	Ben Scrivens	2006-10
3.	2,403	Mitch Gillam	2013-17
4.	2,305	Ian Shane	2021-Pr.
5.	2,208	David McKee	2003-06
6.	2,052	Matt Underhill	1998-02
7.	1,977	Jason Elliott	1995-98
8.	1,844	Matthew Galajda	2017-20
9.	935	Dave LeNeveu	2001-03
10.	906	Ian Burt	1997-01

CAREER GOALS-AGAINST AVERAGE

1.	1.29	Dave LeNeveu	2001-03
2.	1.64	Matthew Galajda	2017-20
3.	1.71	David McKee	2003-06
4.	1.84	Ian Shane	2021-Pr.
5.	1.91	Ben Scrivens	2006-10
6.	2.15	Mitch Gillam	2013-17
7.	2.26	Andy Iles	2010-14
8.	2.29	Troy Davenport	2004-08
9.	2.32	Matt Underhill	1998-02
10.	2.33	Mike Garman	2008-11

CAREER SHUTOUTS

1.	19	Matthew Galajda	2017-20
	19	Ben Scrivens	2006-10
3.	18	David McKee	2003-06
4.	14	Ian Shane	2021-Pr.
5.	11	Dave LeNeveu	2001-03
	11	Mitch Gillam	2013-17
7.	9	Andy Iles	2010-14
8.	6	Matt Underhill	1998-02
9.	4	Jason Elliott	1995-98
10.	3	Hayden Stewart	2014-18

## SCHAFER'S ALUMNI IN THE NHL (AS OF MARCH 28)



### MORGAN BARRON

F | Winnipeg | CU from 2017-20

#### 2024-25 STATS

GP	G	A	PTS
64	6	5	11

#### CAREER NHL STATS

GP	G	A	PTS
246	28	28	56



### SAM MALINSKI

D | Colorado | CU from 2019-23

#### 2024-25 STATS

GP	G	A	PTS
67	3	9	12

#### CAREER NHL STATS

GP	G	A	PTS
90	6	16	22



### JEFF MALOTT

F | Los Angeles | CU from 2016-20

#### 2024-25 STATS

GP	G	A	PTS
1	0	0	0

#### CAREER NHL STATS

GP	G	A	PTS
2	0	0	0

## BIG RED NHLers UPCOMING SCHEDULE

### FRIDAY, MARCH 28

• New Jersey at **Winnipeg**, 8:00

### SATURDAY, MARCH 29

• St. Louis at **Colorado**, 4:30  
• Toronto at **Los Angeles**, 7:00

### SUNDAY, MARCH 30

• Vancouver at **Winnipeg**, 3:00  
• San Jose at **Los Angeles**, 10:00 (ESPN)

### MONDAY, MARCH 31

• Calgary at **Colorado**, 8:30

### TUESDAY, APRIL 1

• **Winnipeg** at **Los Angeles**, 10:30

### WEDNESDAY, APRIL 2

• **Colorado** at Chicago, 9:30 (TNT)

## #PRORED TRACKER

LAST UPDATED: MARCH 28, 2025

### NORTH AMERICA NHL (3)

• Morgan Barron — Winnipeg  
• Sam Malinski — Colorado  
• Jeff Malott — Los Angeles

### AHL (9)

• Anthony Angello — Syracuse  
• Cole Bardreau — Bridgeport  
• Jacob MacDonald — Colorado  
• Jack Malone — Utica  
• Travis Mitchell — Bridgeport  
• Riley Nash — Hartford  
• Joakim Ryan — Chicago  
• Gabriel Seger — Grand Rapids  
• Matt Stienburg — Colorado

### ECHL (3)

• Max Andreev - Kansas City  
• Ben Berard — Kalamazoo  
• Kyle Betts — Florida

### SPHL (1)

• Hayden Stewart - Birmingham Bulls

### INTERNATIONAL AUSTRIA - ICEHL (1)

• Sean Collins — Black Wings Linz

### CZECHIA - EXTRALIGA (1)

• Joe Leahy - HC Vitkovice

### ENGLAND - EIHL (1)

• Michael Regush — Coventry Blaze

### GERMANY - DEL (3)

• Alex Green — Straubing Tigers  
• Cody Haiskanen — Nürnberg Ice Tigers  
• Alec McCrea — Düsseldorfer EG

### GERMANY - DEL2 (1)

• Jake Weidner — EC Kassel Huskies

### JAPAN - ASIA LEAGUE (1)

• Alex Rauter — Yokohama Grits

### NORWAY (1)

• Mitch Gillam — Frisk Asker

### RUSSIA - KHL (2)

• Kirill Gotovets — Dynamo Moskva  
• Yanni Kaldis — Severstal Cherepovets

### SWEDEN - HOCKEYALLSVENSKAN (1)

• Matt Cairns — IF Björklöven

## CORNELLIANS IN THE NHL



### CORNELLIANS ACTIVELY IN THE NHL (2)

PLAYER	AT CORNELL	NHL SEASON	NHL TEAM
Morgan Barron	2017-20	4th	Winnipeg
Sam Malinski	2019-23	2nd	Colorado

### NHLers TO PLAY FOR SCHAFER AT CORNELL (30)

PLAYER	YEAR(S) COACHED	NHL CAREER	TEAM(S)
Joe Nieuwendyk	1986-87	1987-07	CGY, DAL, NJ, TOR, FLA
Corrie D'Alessio	1987-90	1992-93	HFD
Dan Ratushny	1988-90	1992-93	VAN
Ryan Hughes	1989-90	1995-96	BOS

### AS A HEAD COACH (26)

Brad Chartrand	1995-96	1999-04	LAK
P.C. Drouin	1995-96	1996-97	BOS
Jean-Marc Pelletier	1995-97	1998-04	PHI, PHX
Matt Underhill	1998-02	2003-04	CHI
Douglas Murray	1999-03	2005-14	SJ, PIT, MTL
Ryan Vesce	2000-04	2008-10	SJ
Mike Iggulden	2001-05	2007-09	SJ, NYI
David LeNeveu	2001-03	2005-11	PHX, CBJ
Matt Moulson	2002-06	2007-18	LA, NYI, BUF, MIN
Ryan O'Byrne	2003-06	2007-13	MTL, COL, TOR
Byron Bitz	2003-07	2008-12	BOS, FLA, VAN
Raymond Sawada	2004-08	2008-11	DAL
Colin Greening	2006-10	2010-16	OTT, TOR
Brendon Nash	2006-10	2010-11	MTL
Ben Scrivens	2006-10	2011-16	TOR, LA, EDM, MTL
Riley Nash	2007-10	2011-24	CAR, BOS, CBJ, WPG, TB, ARI, NYR
Sean Collins	2008-12	2012-16	CBJ, WSH
Brian Ferlin	2011-14	2014-15	BOS
Joakim Ryan	2011-15	2017-21	SJ, LA, CAR
Jacob MacDonald	2011-15	2018-24	FLA, COL, SJ
Cole Bardreau	2011-15	2019-23	NYI
Anthony Angello	2015-18	2019-22	PIT
<b>Morgan Barron</b>	<b>2018-20</b>	<b>2020-25</b>	<b>NYR, WPG</b>
<b>Jeff Malott</b>	<b>2016-20</b>	<b>2021-22</b>	<b>WPG, LAK</b>
<b>Sam Malinski</b>	<b>2019-23</b>	<b>2023-25</b>	<b>COL</b>
Matt Stienburg	2019-23	2024-25	COL

### CORNELLIANS IN HOCKEY HALL OF FAME (2)



### KEN DRYDEN

G | Montréal | CU from 1966-69

#### CAREER STATS

GP	SV	GAA	SV%
397	10,213	2.24	.922



5-time Vezina Trophy winner; 6-time All-Star




### JOE NIEUWENDYK

F | Calgary, Dallas, New Jersey, Toronto, Florida | CU from 1984-87

#### CAREER STATS

GP	G	A	PTS
1,257	564	562	1,126



1988 Calder; 1995 Clancy; 1999 Conn Smythe

## MALINSKI CONTINUES SCORING SURGE

**MONTRÉAL (MARCH 22, 2025)** — Former Cornell defenseman **SAM MALINSKI** '23 continued his scoring prowess last Saturday night as he scored the game-opening tally for the Colorado Avalanche in its 5-4 shootout victory over the Montréal Canadiens at Bell Centre.

Malinski one-timed a pass from Joel Kiviranta from the top of the right faceoff circle following a rush out of the Avalanche's defensive zone. Colorado ended up taking a 3-0 lead in the second period and also led by three in the third period, 4-1, before Montréal scored three goals in four-plus minutes to force overtime.

Showcasing his scoring prowess of late, Malinski has three points in his last four games and five points across his previous six games.



## JACK O'BRIEN

#3

**2024-25 STATS: 28 GP, 0 G, 3 A, 3 PTS, 2 PIM**
**Height: 6-0 Weight: 184 lbs. Shoots: Left Year: Junior**
**Hometown: White Rock, British Columbia**
**Previous Team: Nanaimo Clippers (BCHL)**

SEASON	GP	G	A	PTS	SH	SH%	PN-MIN	+/-	PPG	SHG	GWG	BLK	FOW	FOL	FO%
2022-23	1	0	0	0	1	.000	0-0	E	0	0	0	0	0	0	.000
2023-24	9	0	0	0	5	.000	0-0	+4	0	0	0	2	0	0	.000
2024-25	28	0	3	3	15	.000	1-2	+4	0	0	0	7	0	0	.000
<b>TOTALS</b>	<b>38</b>	<b>0</b>	<b>3</b>	<b>3</b>	<b>21</b>	<b>.000</b>	<b>1-2</b>	<b>+8</b>	<b>0</b>	<b>0</b>	<b>0</b>	<b>9</b>	<b>0</b>	<b>0</b>	<b>.000</b>

### O'BRIEN AT A GLANCE

Most Goals \_\_\_\_\_ N/A  
 Most Assists \_\_\_\_\_ 1, (3x), Last: at RPI (3/1/25)  
 Most Points \_\_\_\_\_ 1, (3x), Last: at RPI (3/1/25)  
 First Goal \_\_\_\_\_ N/A  
 First Assist \_\_\_\_\_ at Dartmouth (11/15/24)  
 Last Goal \_\_\_\_\_ N/A  
 Last Assist \_\_\_\_\_ at RPI (3/1/25) - 5 games

Longest Point Streak \_\_\_\_\_ N/A  
 Longest Goal Streak \_\_\_\_\_ N/A  
 Longest Assist Streak \_\_\_\_\_ N/A



## HANK KEMPF

#4

**2024-25 STATS: 35 GP, 2 G, 5 A, 7 PTS, 16 PIM**
**Height: 6-2 Weight: 203 lbs. Shoots: Left Year: Senior**
**Hometown: Wilmette, Ill.**
**Previous Team: Muskegon Lumberjacks (USHL)**


SEASON	GP	G	A	PTS	SH	SH%	PN-MIN	+/-	PPG	SHG	GWG	BLK	FOW	FOL	FO%
2021-22	32	0	8	8	54	.000	3-6	+8	0	0	0	12	0	0	.000
2022-23	31	1	1	2	25	.040	5-10	+12	0	0	0	30	0	0	.000
2023-24	35	1	7	8	34	.029	6-12	+14	0	0	1	59	0	0	.000
2024-25	35	2	5	7	28	.071	8-16	+6	0	0	0	30	0	0	.000
<b>TOTALS</b>	<b>133</b>	<b>4</b>	<b>21</b>	<b>25</b>	<b>141</b>	<b>.028</b>	<b>22-44</b>	<b>+40</b>	<b>0</b>	<b>0</b>	<b>1</b>	<b>131</b>	<b>0</b>	<b>0</b>	<b>.000</b>

### KEMPF AT A GLANCE

Most Goals \_\_\_\_\_ 1, (4x), Last: vs. St. Lawrence (2/22/25)  
 Most Assists \_\_\_\_\_ 2, (2x), Last: vs. St. Lawrence (3/23/24)  
 Most Points \_\_\_\_\_ 2, (2x), Last: vs. St. Lawrence (3/23/24)  
 First Goal \_\_\_\_\_ at RPI (1/7/23)  
 First Assist \_\_\_\_\_ at Dartmouth (11/6/21)  
 Last Goal \_\_\_\_\_ vs. St. Lawrence (2/22/25) - 8 games  
 Last Assist \_\_\_\_\_ at Clarkson (2/1/25) - 14 games

Longest Point Streak \_\_\_\_\_ 4 games (11/6/21 - 11/19/21)  
 Longest Goal Streak \_\_\_\_\_ N/A  
 Longest Assist Streak \_\_\_\_\_ 4 games (11/6/21 - 11/19/21)



## HOYT STANLEY

#5

**2024-25 STATS: 34 GP, 2 G, 11 A, 13 PTS, 40 PIM**
**Height: 6-3 Weight: 203 lbs. Shoots: Right Year: Sophomore**
**Hometown: West Vancouver, British Columbia**
**Previous Team: Victoria Grizzlies (BCHL)**


SEASON	GP	G	A	PTS	SH	SH%	PN-MIN	+/-	PPG	SHG	GWG	BLK	FOW	FOL	FO%
2023-24	35	2	8	10	37	.054	11-22	+16	0	0	0	25	0	0	.000
2024-25	34	2	11	13	31	.065	13-40	+15	0	0	0	44	0	0	.000
<b>TOTALS</b>	<b>69</b>	<b>4</b>	<b>19</b>	<b>23</b>	<b>68</b>	<b>.059</b>	<b>24-62</b>	<b>+31</b>	<b>0</b>	<b>0</b>	<b>0</b>	<b>69</b>	<b>0</b>	<b>0</b>	<b>.000</b>

### STANLEY AT A GLANCE

Most Goals \_\_\_\_\_ 1, (4x), Last: vs. Yale (3/8/25)  
 Most Assists \_\_\_\_\_ 2, vs. UMass (1/3/25)  
 Most Points \_\_\_\_\_ 2, vs. UMass (1/3/25)  
 First Goal \_\_\_\_\_ vs. UMass (12/29/23)  
 First Assist \_\_\_\_\_ vs. Minnesota Duluth (10/27/23)  
 Last Goal \_\_\_\_\_ vs. Yale (3/8/25) - 5 games  
 Last Assist \_\_\_\_\_ vs. Michigan State (3/27/25)

Longest Point Streak \_\_\_\_\_ 3, (2x), Last: (3/1/24 - 3/14/25)  
 Longest Goal Streak \_\_\_\_\_ N/A  
 Longest Assist Streak \_\_\_\_\_ 3 games (1/13/24 - 1/20/24)



## GEORGE FEGARAS

#6

**2024-25 STATS: 29 GP, 1 G, 13 A, 14 PTS, 10 PIM**
**Height: 6-2 Weight: 212 lbs. Shoots: Right Year: Sophomore**
**Hometown: Richmond Hill, Ontario**
**Previous Team: Muskegon Lumberjacks (USHL)**


SEASON	GP	G	A	PTS	SH	SH%	PN-MIN	+/-	PPG	SHG	GWG	BLK	FOW	FOL	FO%
2023-24	33	3	4	7	57	.053	6-12	+9	1	0	0	19	0	0	.000
2024-25	29	1	13	14	48	.021	5-10	+2	0	0	0	17	0	0	.000
<b>TOTALS</b>	<b>62</b>	<b>4</b>	<b>17</b>	<b>21</b>	<b>105</b>	<b>.038</b>	<b>11-22</b>	<b>+11</b>	<b>1</b>	<b>0</b>	<b>0</b>	<b>36</b>	<b>0</b>	<b>0</b>	<b>.000</b>

### FEGARAS AT A GLANCE

Most Goals \_\_\_\_\_ 1, (4x), Last: vs. Dartmouth (1/25/25)  
 Most Assists \_\_\_\_\_ 2, (3x), Last: at RPI (3/1/25)  
 Most Points \_\_\_\_\_ 2, (4x), Last: at RPI (3/1/25)  
 First Goal \_\_\_\_\_ at Brown (11/4/23)  
 First Assist \_\_\_\_\_ at Brown (11/4/23)  
 Last Goal \_\_\_\_\_ vs. Dartmouth (1/25/25) - 16 games  
 Last Assist \_\_\_\_\_ vs. Michigan State (3/27/25)

Longest Point Streak \_\_\_\_\_ 3 games (1/18/25 - 1/25/25)  
 Longest Goal Streak \_\_\_\_\_ N/A  
 Longest Assist Streak \_\_\_\_\_ 2, (3x), Last: (3/1/25 - 3/8/25)



## JIMMY RAYHILL

#7

**2024-25 STATS: 6 GP, 0 G, 1 A, 1 PTS, 0 PIM**
**Height: 5-9 Weight: 174 lbs. Shoots: Right Year: Senior**
**Hometown: New Hartford, N.Y.**
**Previous Team: Odessa Jackalopes (NAHL)**

SEASON	GP	G	A	PTS	SH	SH%	PN-MIN	+/-	PPG	SHG	GWG	BLK	FOW	FOL	FO%
2021-22	0	0	0	0	0	.000	0-0	E	0	0	0	0	0	0	.000
2022-23	0	0	0	0	0	.000	0-0	E	0	0	0	0	0	0	.000
2023-24	0	0	0	0	0	.000	0-0	E	0	0	0	0	0	0	.000
2024-25	6	0	1	1	3	.000	0-0	E	0	0	0	2	0	1	.000
<b>TOTALS</b>	<b>6</b>	<b>0</b>	<b>1</b>	<b>1</b>	<b>3</b>	<b>.000</b>	<b>0-0</b>	<b>E</b>	<b>0</b>	<b>0</b>	<b>0</b>	<b>2</b>	<b>0</b>	<b>1</b>	<b>.000</b>

### RAYHILL AT A GLANCE

Most Goals \_\_\_\_\_ N/A  
 Most Assists \_\_\_\_\_ 1, vs. St. Lawrence (2/22/25)  
 Most Points \_\_\_\_\_ 1, vs. St. Lawrence (2/22/25)  
 First Goal \_\_\_\_\_ N/A  
 First Assist \_\_\_\_\_ vs. St. Lawrence (2/22/25)  
 Last Goal \_\_\_\_\_ N/A  
 Last Assist \_\_\_\_\_ vs. St. Lawrence (2/22/25)

Longest Point Streak \_\_\_\_\_ N/A  
 Longest Goal Streak \_\_\_\_\_ N/A  
 Longest Assist Streak \_\_\_\_\_ N/A





## LUKE DEVLIN

#8

**2024-25 STATS: 0 GP, 0 G, 0 A, 0 PTS, 0 PIM**
**Height:** 6-3 **Weight:** 209 lbs. **Shoots:** Left **Year:** Sophomore

**Hometown:** Memphis, Tenn.

**Previous Team:** West Kelowna Warriors (BCHL)


SEASON	GP	G	A	PTS	SH	SH%	PN-MIN	+/-	PPG	SHG	GWG	BLK	FOW	FOL	FO%
2023-24	30	6	2	8	29	.207	6-12	+1	0	0	1	7	26	37	.413
2024-25	0	0	0	0	0	.000	0-0	E	0	0	0	0	0	0	.000
<b>TOTALS</b>	<b>30</b>	<b>6</b>	<b>2</b>	<b>8</b>	<b>29</b>	<b>.207</b>	<b>6-12</b>	<b>+1</b>	<b>0</b>	<b>0</b>	<b>1</b>	<b>7</b>	<b>26</b>	<b>37</b>	<b>.413</b>

### DEVLIN AT A GLANCE

**Most Goals** \_\_\_\_\_ 1, (6x), Last: at RPI (2/9/24)  
**Most Assists** \_\_\_\_\_ 1, (2x), Last: at Union (2/10/24)  
**Most Points** \_\_\_\_\_ 2, vs. Clarkson (2/3/24)

**First Goal** \_\_\_\_\_ at Yale (11/3/23)  
**First Assist** \_\_\_\_\_ vs. Clarkson (2/3/24)  
**Last Goal** \_\_\_\_\_ at RPI (2/9/24) - 7 games  
**Last Assist** \_\_\_\_\_ at Union (2/10/24) - 6 games

**Longest Point Streak** \_\_\_\_\_ 4 games (2/2/24 - 2/10/24)  
**Longest Goal Streak** \_\_\_\_\_ 3 games (2/2/24 - 2/9/24)  
**Longest Assist Streak** \_\_\_\_\_ N/A


## JACK O'LEARY

#9

**2024-25 STATS: 34 GP, 7 G, 9 A, 16 PTS, 19 PIM**
**Height:** 5-7 **Weight:** 158 lbs. **Shoots:** Right **Year:** Senior

**Hometown:** St. James, N.Y.

**Previous Team:** Cedar Rapids RoughRiders (USHL)

SEASON	GP	G	A	PTS	SH	SH%	PN-MIN	+/-	PPG	SHG	GWG	BLK	FOW	FOL	FO%
2021-22	11	1	1	2	9	.111	4-19	+3	0	0	0	1	0	0	.000
2022-23	29	6	11	17	30	.200	4-8	+19	0	0	2	19	0	1	.000
2023-24	35	7	8	15	43	.163	6-12	+15	0	0	1	12	2	7	.222
2024-25	34	7	9	16	42	.167	4-19	+5	0	0	3	11	7	7	.500
<b>TOTALS</b>	<b>109</b>	<b>21</b>	<b>29</b>	<b>50</b>	<b>124</b>	<b>.169</b>	<b>18-58</b>	<b>+42</b>	<b>0</b>	<b>0</b>	<b>6</b>	<b>43</b>	<b>9</b>	<b>15</b>	<b>.375</b>

### O'LEARY AT A GLANCE

**Most Goals** \_\_\_\_\_ 1, (21x), Last: at Colgate (3/14/25)  
**Most Assists** \_\_\_\_\_ 3, at Clarkson (2/1/25)  
**Most Points** \_\_\_\_\_ 3, at Clarkson (2/1/25)

**First Goal** \_\_\_\_\_ at North Dakota (1/7/22)  
**First Assist** \_\_\_\_\_ at North Dakota (1/7/22)  
**Last Goal** \_\_\_\_\_ at Colgate (3/14/25) - 4 games  
**Last Assist** \_\_\_\_\_ vs. St. Lawrence (2/22/25) - 8 games

**Longest Point Streak** \_\_\_\_\_ 5 games (11/23/24 - 1/3/25)  
**Longest Goal Streak** \_\_\_\_\_ 2, (3x), Last: (11/30/24 - 12/6/24)  
**Longest Assist Streak** \_\_\_\_\_ 3, (3x), Last: (2/3/24 - 2/10/24)


## JAKE KRAFT

#10

**2024-25 STATS: 35 GP, 7 G, 6 A, 13 PTS, 4 PIM**
**Height:** 5-8 **Weight:** 180 lbs. **Shoots:** Left **Year:** Sophomore

**Hometown:** Churchville, N.Y.

**Previous Team:** Cedar Rapids RoughRiders (USHL)

SEASON	GP	G	A	PTS	SH	SH%	PN-MIN	+/-	PPG	SHG	GWG	BLK	FOW	FOL	FO%
2023-24	35	4	9	13	47	.085	1-2	+6	0	0	1	13	2	0	1.000
2024-25	35	7	6	13	55	.127	2-4	+6	0	0	1	10	3	9	.250
<b>TOTALS</b>	<b>70</b>	<b>11</b>	<b>15</b>	<b>26</b>	<b>102</b>	<b>.108</b>	<b>3-6</b>	<b>+12</b>	<b>0</b>	<b>0</b>	<b>2</b>	<b>23</b>	<b>5</b>	<b>9</b>	<b>.357</b>

### KRAFT AT A GLANCE

**Most Goals** \_\_\_\_\_ 1, (10x), Last: at Clarkson (2/1/25)  
**Most Assists** \_\_\_\_\_ 2, at Princeton (1/17/25)  
**Most Points** \_\_\_\_\_ 3, at Princeton (1/17/25)

**First Goal** \_\_\_\_\_ vs. Harvard (11/11/23)  
**First Assist** \_\_\_\_\_ at Yale (11/3/23)  
**Last Goal** \_\_\_\_\_ at Yale (2/15/25) - 10 games  
**Last Assist** \_\_\_\_\_ vs. Quinnipiac (3/21/25) - 2 games

**Longest Point Streak** \_\_\_\_\_ 4 games (1/27/24 - 2/9/24)  
**Longest Goal Streak** \_\_\_\_\_ 2, (2x), Last: (1/11/25 - 1/17/25)  
**Longest Assist Streak** \_\_\_\_\_ 2, (3x), Last: (11/2/24 - 11/8/24)


## SEAN DONALDSON

#11

**2024-25 STATS: 15 GP, 0 G, 0 A, 0 PTS, 19 PIM**
**Height:** 5-11 **Weight:** 192 lbs. **Shoots:** Left **Year:** Junior

**Hometown:** Vancouver, British Columbia

**Previous Team:** Nanaimo Clippers (BCHL)

SEASON	GP	G	A	PTS	SH	SH%	PN-MIN	+/-	PPG	SHG	GWG	BLK	FOW	FOL	FO%
2022-23	22	3	7	10	34	.088	0-0	4	1	0	0	3	0	0	.000
2023-24	10	0	0	0	12	.000	0-0	-1	0	0	0	1	0	0	.000
2024-25	15	0	0	0	15	.000	4-19	-7	0	0	0	1	0	1	.000
<b>TOTALS</b>	<b>47</b>	<b>3</b>	<b>7</b>	<b>10</b>	<b>61</b>	<b>.049</b>	<b>4-19</b>	<b>-4</b>	<b>1</b>	<b>0</b>	<b>0</b>	<b>5</b>	<b>0</b>	<b>1</b>	<b>.000</b>

### DONALDSON AT A GLANCE

**Most Goals** \_\_\_\_\_ 1, (3x), Last: vs. Princeton (1/21/23)  
**Most Assists** \_\_\_\_\_ 2, (2x), Last: vs. Brown (11/19/22)  
**Most Points** \_\_\_\_\_ 2, (2x), Last: vs. Brown (11/19/22)

**First Goal** \_\_\_\_\_ at Minnesota Duluth (10/29/22)  
**First Assist** \_\_\_\_\_ 2, vs. Yale (11/18/22)  
**Last Goal** \_\_\_\_\_ vs. Princeton (1/21/23) - 30 games  
**Last Assist** \_\_\_\_\_ vs. AIC (12/30/22) - 34 games

**Longest Point Streak** \_\_\_\_\_ 3 games (11/18/22 - 11/22/22)  
**Longest Goal Streak** \_\_\_\_\_ N/A  
**Longest Assist Streak** \_\_\_\_\_ 3 games (11/18/22 - 11/22/22)


## TIM REGO

#12

**2024-25 STATS: 35 GP, 8 G, 14 A, 22 PTS, 18 PIM**
**Height:** 6-0 **Weight:** 186 lbs. **Shoots:** Right **Year:** Senior

**Hometown:** Mansfield, Mass.

**Previous Team:** Brooks Bandits (AJHL)

SEASON	GP	G	A	PTS	SH	SH%	PN-MIN	+/-	PPG	SHG	GWG	BLK	FOW	FOL	FO%
2021-22	32	2	9	11	29	.069	3-6	+4	0	0	0	22	0	0	.000
2022-23	33	2	7	9	28	.071	8-16	+18	0	0	2	30	0	0	.000
2023-24	35	2	8	10	37	.054	7-14	+21	1	0	0	52	0	0	.000
2024-25	35	8	14	22	52	.154	5-18	+14	1	0	2	28	1	1	.500
<b>TOTALS</b>	<b>135</b>	<b>14</b>	<b>38</b>	<b>52</b>	<b>146</b>	<b>.096</b>	<b>23-54</b>	<b>+57</b>	<b>2</b>	<b>0</b>	<b>4</b>	<b>132</b>	<b>1</b>	<b>1</b>	<b>.500</b>

### REGO AT A GLANCE

**Most Goals** \_\_\_\_\_ 2, (2x), Last: vs. Yale (3/8/25)  
**Most Assists** \_\_\_\_\_ 2, (3x), Last: vs. RPI (2/7/25)  
**Most Points** \_\_\_\_\_ 3, vs. RPI (11/13/21)

**First Goal** \_\_\_\_\_ 2, vs. RPI (11/13/21)  
**First Assist** \_\_\_\_\_ 2, at Harvard (11/5/21)  
**Last Goal** \_\_\_\_\_ vs. Quinnipiac (3/21/25) - 2 games  
**Last Assist** \_\_\_\_\_ vs. Quinnipiac (3/21/25) - 2 games

**Longest Point Streak** \_\_\_\_\_ 4 games, 2/7/25 - 2/15/25  
**Longest Goal Streak** \_\_\_\_\_ N/A  
**Longest Assist Streak** \_\_\_\_\_ 3, (3x), Last: (1/17/25 - 1/24/25)



## MARIAN MOSKO

#13

**2024-25 STATS: 2 GP, 0 G, 0 A, 0 PTS, 0 PIM**
**Height:** 5-11 **Weight:** 181 lbs. **Shoots:** Left **Year:** Sophomore

**Hometown:** Visolaje, Slovakia

**Previous Team:** Fargo Force (USHL)

SEASON	GP	G	A	PTS	SH	SH%	PN-MIN	+/-	PPG	SHG	GWG	BLK	FOW	FOL	FO%
2023-24	11	0	1	1	2	.000	0-0	+3	0	0	0	3	0	0	.000
2024-25	2	0	0	0	1	.000	0-0	-1	0	0	0	1	0	0	.000
<b>TOTALS</b>	<b>13</b>	<b>0</b>	<b>1</b>	<b>1</b>	<b>3</b>	<b>.000</b>	<b>0-0</b>	<b>+2</b>	<b>0</b>	<b>0</b>	<b>0</b>	<b>4</b>	<b>0</b>	<b>0</b>	<b>.000</b>

### MOSKO AT A GLANCE

**Most Goals** \_\_\_\_\_ N/A  
**Most Assists** \_\_\_\_\_ 1, vs. Princeton (1/19/24)  
**Most Points** \_\_\_\_\_ 1, vs. Princeton (1/19/24)

**First Goal** \_\_\_\_\_ N/A  
**First Assist** \_\_\_\_\_ vs. Princeton (1/19/24)  
**Last Goal** \_\_\_\_\_ N/A  
**Last Assist** \_\_\_\_\_ vs. Princeton (1/19/24) - 9 games

**Longest Point Streak** \_\_\_\_\_ N/A  
**Longest Goal Streak** \_\_\_\_\_ N/A  
**Longest Assist Streak** \_\_\_\_\_ N/A



## RYAN WALSH

#14

**2024-25 STATS: 35 GP, 16 G, 14 A, 30 PTS, 16 PIM**
**Height:** 6-1 **Weight:** 188 lbs. **Shoots:** Right **Year:** Sophomore

**Hometown:** Rochester, N.Y.

**Previous Team:** Cedar Rapids RoughRiders (USHL)


SEASON	GP	G	A	PTS	SH	SH%	PN-MIN	+/-	PPG	SHG	GWG	BLK	FOW	FOL	FO%
2023-24	35	12	10	22	73	.164	9-21	+5	4	0	5	9	251	241	.510
2024-25	35	16	14	30	90	.178	8-16	+12	3	0	2	18	411	320	.562
<b>TOTALS</b>	<b>70</b>	<b>28</b>	<b>24</b>	<b>52</b>	<b>163</b>	<b>.172</b>	<b>17-37</b>	<b>+17</b>	<b>7</b>	<b>0</b>	<b>7</b>	<b>27</b>	<b>662</b>	<b>561</b>	<b>.541</b>

### WALSH AT A GLANCE

**Most Goals** \_\_\_\_\_ 2, (3x), Last: vs. Michigan State (3/27/25)  
**Most Assists** \_\_\_\_\_ 2, (4x), Last: vs. Quinnipiac (3/21/25)  
**Most Points** \_\_\_\_\_ 3, (4x), Last: at Yale (2/15/25)

**First Goal** \_\_\_\_\_ vs. Minnesota Duluth (10/27/23)  
**First Assist** \_\_\_\_\_ vs. Minnesota Duluth (10/27/23)  
**Last Goal** \_\_\_\_\_ 2, vs. Michigan State (3/27/25)  
**Last Assist** \_\_\_\_\_ 2, vs. Quinnipiac (3/21/25) - 2 games

**Longest Point Streak** \_\_\_\_\_ 3, (6x), Last: (3/21/25 - Pres.)  
**Longest Goal Streak** \_\_\_\_\_ 3 games (1/27/24 - 2/3/24)  
**Longest Assist Streak** \_\_\_\_\_ 3 games (2/23/24 - 3/1/24)



## TYLER CATALANO

#15

**2024-25 STATS: 35 GP, 2 G, 4 A, 6 PTS, 26 PIM**
**Height:** 6-4 **Weight:** 216 lbs. **Shoots:** Right **Year:** Sophomore

**Hometown:** St. Louis, Mo.

**Previous Team:** Youngstown Phantoms (USHL)

SEASON	GP	G	A	PTS	SH	SH%	PN-MIN	+/-	PPG	SHG	GWG	BLK	FOW	FOL	FO%
2023-24	24	1	4	5	19	.053	3-14	-1	0	0	0	15	74	79	.484
2024-25	35	2	4	6	25	.080	9-26	+1	0	0	1	9	104	103	.502
<b>TOTALS</b>	<b>59</b>	<b>3</b>	<b>8</b>	<b>11</b>	<b>44</b>	<b>.068</b>	<b>12-40</b>	<b>E</b>	<b>0</b>	<b>0</b>	<b>1</b>	<b>24</b>	<b>178</b>	<b>182</b>	<b>.494</b>

### CATALANO AT A GLANCE

**Most Goals** \_\_\_\_\_ 1, (3x), Last: at Dartmouth (11/15/24)  
**Most Assists** \_\_\_\_\_ 1, (8x), Last: at Yale (2/15/25)  
**Most Points** \_\_\_\_\_ 1, (11x), Last: at Yale (2/15/25)

**First Goal** \_\_\_\_\_ vs. Yale (2/17/24)  
**First Assist** \_\_\_\_\_ vs. St. Lawrence (2/2/24)  
**Last Goal** \_\_\_\_\_ at Dartmouth (11/15/24) - 30 games  
**Last Assist** \_\_\_\_\_ at Yale (2/15/25) - 10 games

**Longest Point Streak** \_\_\_\_\_ 3 games (2/2/24 - 2/9/24)  
**Longest Goal Streak** \_\_\_\_\_ N/A  
**Longest Assist Streak** \_\_\_\_\_ 3 games (2/2/24 - 2/9/24)



## CHARLIE MAJOR

#16

**2024-25 STATS: 27 GP, 5 G, 13 A, 18 PTS, 6 PIM**
**Height:** 5-10 **Weight:** 180 lbs. **Shoots:** Right **Year:** Freshman

**Hometown:** Skaneateles, N.Y.

**Previous Team:** Chicago Steel (USHL)

SEASON	GP	G	A	PTS	SH	SH%	PN-MIN	+/-	PPG	SHG	GWG	BLK	FOW	FOL	FO%
2024-25	27	5	13	18	57	.088	3-6	+8	1	0	1	8	101	100	.502
<b>TOTALS</b>	<b>27</b>	<b>5</b>	<b>13</b>	<b>18</b>	<b>57</b>	<b>.088</b>	<b>3-6</b>	<b>+8</b>	<b>1</b>	<b>0</b>	<b>1</b>	<b>8</b>	<b>101</b>	<b>100</b>	<b>.502</b>

### MAJOR AT A GLANCE

**Most Goals** \_\_\_\_\_ 1, (5x), Last: vs. Michigan State (3/27/25)  
**Most Assists** \_\_\_\_\_ 2, (2x), Last: at Colgate (3/14/25)  
**Most Points** \_\_\_\_\_ 2, (5x), Last: vs. Michigan State (3/27/25)

**First Goal** \_\_\_\_\_ vs. Colgate (12/6/24)  
**First Assist** \_\_\_\_\_ vs. North Dakota (11/2/24)  
**Last Goal** \_\_\_\_\_ vs. Michigan State (3/27/25)  
**Last Assist** \_\_\_\_\_ vs. Michigan State (3/27/25)

**Longest Point Streak** \_\_\_\_\_ 4 games (3/1/25 - 3/15/25)  
**Longest Goal Streak** \_\_\_\_\_ N/A  
**Longest Assist Streak** \_\_\_\_\_ 2, (3x), Last: (3/8/25 - 3/14/25)



## DALTON BANCROFT

#17

**2024-25 STATS: 35 GP, 15 G, 11 A, 26 PTS, 46 PIM**
**Height:** 6-3 **Weight:** 207 lbs. **Shoots:** Right **Year:** Junior

**Hometown:** Madoc, Ontario

**Previous Team:** Trenton Golden Hawks (OJHL)

SEASON	GP	G	A	PTS	SH	SH%	PN-MIN	+/-	PPG	SHG	GWG	BLK	FOW	FOL	FO%
2022-23	33	9	12	21	66	.136	8-19	+9	5	0	2	15	1	3	.250
2023-24	34	12	19	31	77	.156	7-25	+14	7	0	2	20	0	1	.000
2024-25	35	15	11	26	98	.153	12-46	+10	3	2	4	20	7	9	.438
<b>TOTALS</b>	<b>102</b>	<b>36</b>	<b>42</b>	<b>78</b>	<b>241</b>	<b>.149</b>	<b>27-90</b>	<b>+33</b>	<b>15</b>	<b>2</b>	<b>8</b>	<b>55</b>	<b>8</b>	<b>13</b>	<b>.381</b>

### BANCROFT AT A GLANCE

**Most Goals** \_\_\_\_\_ 3, (2x), Last: vs. St. Lawrence (2/22/25)  
**Most Assists** \_\_\_\_\_ 2, (5x), Last: at Brown (2/14/25)  
**Most Points** \_\_\_\_\_ 4, vs. St. Lawrence (2/22/25)

**First Goal** \_\_\_\_\_ vs. Yale (11/18/22)  
**First Assist** \_\_\_\_\_ at Minnesota Duluth (10/28/22)  
**Last Goal** \_\_\_\_\_ at Colgate (3/15/25) - 3 games  
**Last Assist** \_\_\_\_\_ vs. Quinnipiac (3/21/25) - 2 games

**Longest Point Streak** \_\_\_\_\_ 4, (4x), Last: (3/15/24 - 3/23/24)  
**Longest Goal Streak** \_\_\_\_\_ 2, (4x), Last: (11/23/24 - 11/30/24)  
**Longest Assist Streak** \_\_\_\_\_ 4 games (3/15/24 - 3/23/24)

**KYLER KOVICH**

#18

**2024-25 STATS: 35 GP, 5 G, 9 A, 14 PTS, 25 PIM**

**Height:** 6-2 **Weight:** 185 lbs. **Shoots:** Left **Year:** Senior  
**Hometown:** Coquitlam, British Columbia  
**Previous Team:** Tri-City Storm (USHL)

SEASON	GP	G	A	PTS	SH	SH%	PN-MIN	+/-	PPG	SHG	GWG	BLK	FOW	FOL	FO%
2021-22	19	3	1	4	13	.231	4-8	+6	0	0	1	7	1	0	1.000
2022-23	16	1	2	3	10	.100	2-4	+3	0	0	0	2	0	0	.000
2023-24	7	0	1	1	7	.000	1-2	+1	0	0	0	3	0	1	.000
2024-25	35	5	9	14	40	.125	11-25	+13	0	1	1	15	116	105	.525
<b>TOTALS</b>	<b>77</b>	<b>9</b>	<b>13</b>	<b>22</b>	<b>70</b>	<b>.129</b>	<b>18-39</b>	<b>+23</b>	<b>0</b>	<b>1</b>	<b>2</b>	<b>27</b>	<b>117</b>	<b>106</b>	<b>.525</b>

**KOVICH AT A GLANCE**

**Most Goals** \_\_\_\_\_ 1, (9x), Last: vs. Quinnipiac (3/21/25)  
**Most Assists** \_\_\_\_\_ 2, at Colgate (3/14/25)  
**Most Points** \_\_\_\_\_ 2, at Colgate (3/14/25)

**First Goal** \_\_\_\_\_ vs. Boston University (11/27/21)  
**First Assist** \_\_\_\_\_ at Dartmouth (11/6/21)  
**Last Goal** \_\_\_\_\_ vs. Quinnipiac (3/21/25) - 2 games  
**Last Assist** \_\_\_\_\_ vs. Clarkson (3/22/25) - 1 game

**Longest Point Streak** \_\_\_\_\_ 3 games (2/7/25 - 2/14/25)  
**Longest Goal Streak** \_\_\_\_\_ 2 games (1/7/22 - 1/8/22)  
**Longest Assist Streak** \_\_\_\_\_ 2 games (2/24/23 - 2/25/23)

**SULLIVAN MACK**

#19

**2024-25 STATS: 31 GP, 9 G, 14 A, 23 PTS, 19 PIM**

**Height:** 6-1 **Weight:** 194 lbs. **Shoots:** Left **Year:** Senior  
**Hometown:** Anchorage, Alaska  
**Previous Team:** Salmon Arm Silverbacks (BCHL)

SEASON	GP	G	A	PTS	SH	SH%	PN-MIN	+/-	PPG	SHG	GWG	BLK	FOW	FOL	FO%
2021-22	20	1	1	2	27	.037	2-4	-3	0	0	1	5	0	0	.000
2022-23	25	6	4	10	29	.207	4-8	+6	0	0	2	13	0	0	.000
2023-24	29	7	10	17	44	.159	1-2	+6	0	1	1	7	0	1	.000
2024-25	31	9	14	23	65	.138	4-19	+11	2	0	2	9	6	8	.429
<b>TOTALS</b>	<b>105</b>	<b>23</b>	<b>29</b>	<b>52</b>	<b>165</b>	<b>.139</b>	<b>11-33</b>	<b>+20</b>	<b>2</b>	<b>1</b>	<b>6</b>	<b>34</b>	<b>6</b>	<b>9</b>	<b>.400</b>

**MACK AT A GLANCE**

**Most Goals** \_\_\_\_\_ 2, (3x), Last: vs. Maine (3/28/24)  
**Most Assists** \_\_\_\_\_ 3, at Brown (2/14/25)  
**Most Points** \_\_\_\_\_ 3, at Brown (2/14/25)

**First Goal** \_\_\_\_\_ at Princeton (2/26/22)  
**First Assist** \_\_\_\_\_ vs. RPI (11/13/21)  
**Last Goal** \_\_\_\_\_ vs. Michigan State (3/27/25)  
**Last Assist** \_\_\_\_\_ vs. Michigan State (3/27/25)

**Longest Point Streak** \_\_\_\_\_ 6 games (2/15/24 - 3/1/25)  
**Longest Goal Streak** \_\_\_\_\_ 2, (2x), Last: (3/14/25 - 3/15/25)  
**Longest Assist Streak** \_\_\_\_\_ 3, (2x), Last: (2/22/25 - 3/1/25)

**BEN ROBERTSON**

#21

**2024-25 STATS: 35 GP, 2 G, 13 A, 15 PTS, 8 PIM**

**Height:** 5-11 **Weight:** 191 lbs. **Shoots:** Left **Year:** Sophomore  
**Hometown:** Potomac Falls, Va.  
**Previous Team:** Waterloo Black Hawks (USHL)

SEASON	GP	G	A	PTS	SH	SH%	PN-MIN	+/-	PPG	SHG	GWG	BLK	FOW	FOL	FO%
2023-24	35	5	18	23	76	.066	1-2	+19	2	0	1	38	0	0	.000
2024-25	35	2	13	15	52	.038	4-8	+9	1	0	0	28	0	0	.000
<b>TOTALS</b>	<b>70</b>	<b>7</b>	<b>31</b>	<b>38</b>	<b>128</b>	<b>.055</b>	<b>5-10</b>	<b>+28</b>	<b>3</b>	<b>0</b>	<b>1</b>	<b>66</b>	<b>0</b>	<b>0</b>	<b>.000</b>

**ROBERTSON AT A GLANCE**

**Most Goals** \_\_\_\_\_ 2, vs. Harvard (3/16/24)  
**Most Assists** \_\_\_\_\_ 2, (6x), Last: vs. Michigan State (3/27/25)  
**Most Points** \_\_\_\_\_ 2, (8x), Last: vs. Michigan State (3/27/25)

**First Goal** \_\_\_\_\_ at Arizona State (1/12/24)  
**First Assist** \_\_\_\_\_ vs. Minnesota Duluth (10/27/23)  
**Last Goal** \_\_\_\_\_ at RPI (3/1/25) - 6 games  
**Last Assist** \_\_\_\_\_ 2, vs. Michigan State (3/27/25)

**Longest Point Streak** \_\_\_\_\_ 7 games (10/27/23 - 11/17/23)  
**Longest Goal Streak** \_\_\_\_\_ 2 games (1/12/24 - 1/13/24)  
**Longest Assist Streak** \_\_\_\_\_ 7 games (10/27/23 - 11/17/23)

**KYLE PENNEY**

#22

**2024-25 STATS: 24 GP, 6 G, 1 A, 7 PTS, 15 PIM**

**Height:** 6-1 **Weight:** 210 lbs. **Shoots:** Left **Year:** Senior  
**Hometown:** Lawrencetown, Nova Scotia  
**Previous Team:** Chilliwack Chiefs (BCHL)

SEASON	GP	G	A	PTS	SH	SH%	PN-MIN	+/-	PPG	SHG	GWG	BLK	FOW	FOL	FO%
2021-22	32	8	6	14	59	.136	4-8	+3	0	0	0	23	25	36	.410
2022-23	33	7	11	18	45	.156	2-4	+9	1	0	1	14	45	60	.429
2023-24	35	10	18	28	66	.152	5-18	+30	0	0	2	28	21	16	.568
2024-25	24	6	1	7	45	.133	2-15	+9	0	1	0	11	20	25	.444
<b>TOTALS</b>	<b>124</b>	<b>31</b>	<b>36</b>	<b>67</b>	<b>215</b>	<b>.144</b>	<b>13-45</b>	<b>+51</b>	<b>1</b>	<b>1</b>	<b>3</b>	<b>76</b>	<b>111</b>	<b>137</b>	<b>.448</b>

**PENNEY AT A GLANCE**

**Most Goals** \_\_\_\_\_ 2, at Dartmouth (11/15/24)  
**Most Assists** \_\_\_\_\_ 2, (6x), Last: vs. Harvard (3/16/24)  
**Most Points** \_\_\_\_\_ 3, (2x), Last: at Yale (2/25/23)

**First Goal** \_\_\_\_\_ at Dartmouth (11/6/21)  
**First Assist** \_\_\_\_\_ vs. Boston University (11/27/21)  
**Last Goal** \_\_\_\_\_ at Colgate (3/14/25) - 4 games  
**Last Assist** \_\_\_\_\_ at Colgate (3/14/25) - 4 games

**Longest Point Streak** \_\_\_\_\_ 5 games (2/2/24 - 2/16/24)  
**Longest Goal Streak** \_\_\_\_\_ 2, (7x), Last: (2/2/24 - 2/3/24)  
**Longest Assist Streak** \_\_\_\_\_ 4 games (12/30/23 - 1/19/24)

**WINTER WALLACE**

#23

**2024-25 STATS: 0 GP, 0 G, 0 A, 0 PTS, 0 PIM**

**Height:** 6-4 **Weight:** 222 lbs. **Shoots:** Right **Year:** Junior  
**Hometown:** Boulder, Colo.  
**Previous Team:** Youngstown Phantoms (USHL)

SEASON	GP	G	A	PTS	SH	SH%	PN-MIN	+/-	PPG	SHG	GWG	BLK	FOW	FOL	FO%
2022-23	23	3	5	8	21	.143	9-18	+7	0	0	0	3	0	0	.000
2023-24	26	1	1	2	15	.067	6-12	-2	0	0	0	8	3	7	.300
2024-25	0	0	0	0	0	.000	0-0	E	0	0	0	0	0	0	.000
<b>TOTALS</b>	<b>49</b>	<b>4</b>	<b>6</b>	<b>10</b>	<b>36</b>	<b>.111</b>	<b>15-30</b>	<b>+5</b>	<b>0</b>	<b>0</b>	<b>0</b>	<b>11</b>	<b>3</b>	<b>7</b>	<b>.300</b>

**WALLACE AT A GLANCE**

**Most Goals** \_\_\_\_\_ 1, (4x), Last: at Union (2/10/24)  
**Most Assists** \_\_\_\_\_ 1, (6x), Last: at Brown (11/4/23)  
**Most Points** \_\_\_\_\_ 1, (10x), Last: at Union (2/10/24)

**First Goal** \_\_\_\_\_ at Minnesota Duluth (10/28/22)  
**First Assist** \_\_\_\_\_ at Clarkson (11/12/22)  
**Last Goal** \_\_\_\_\_ at Union (2/10/24) - 8 games  
**Last Assist** \_\_\_\_\_ at Brown (11/4/23) - 20 games

**Longest Point Streak** \_\_\_\_\_ 2, (2x), Last: (2/11/23 - 2/17/23)  
**Longest Goal Streak** \_\_\_\_\_ N/A  
**Longest Assist Streak** \_\_\_\_\_ 2 games (2/11/23 - 2/17/23)





## NICHOLAS WOLFENBERG #24

**2024-25 STATS: 13 GP, 1 G, 1 A, 2 PTS, 2 PIM**

**Height:** 6-2 **Weight:** 212 lbs. **Shoots:** Right **Year:** Freshman  
**Hometown:** Calgary, Alberta  
**Previous Team:** Okotoks Oilers (BCHL)

SEASON	GP	G	A	PTS	SH	SH%	PN-MIN	+/-	PPG	SHG	GWG	BLK	FOW	FOL	FO%
2024-25	13	1	1	2	8	.125	1-2	+2	0	0	0	3	0	0	.000
<b>TOTALS</b>	<b>13</b>	<b>1</b>	<b>1</b>	<b>2</b>	<b>8</b>	<b>.125</b>	<b>1-2</b>	<b>+2</b>	<b>0</b>	<b>0</b>	<b>0</b>	<b>3</b>	<b>0</b>	<b>0</b>	<b>.000</b>

### WOLFENBERG AT A GLANCE

**Most Goals** \_\_\_\_\_ 1, vs. North Dakota (11/1/24)  
**Most Assists** \_\_\_\_\_ 1, at Sacred Heart (1/11/25)  
**Most Points** \_\_\_\_\_ 1, (2x), Last: at Sacred Heart (1/11/25)

**First Goal** \_\_\_\_\_ vs. North Dakota (11/1/24)  
**First Assist** \_\_\_\_\_ at Sacred Heart (1/11/25)  
**Last Goal** \_\_\_\_\_ vs. North Dakota (11/1/24) - 12 games  
**Last Assist** \_\_\_\_\_ at Sacred Heart (1/11/25) - 5 games

**Longest Point Streak** \_\_\_\_\_ N/A  
**Longest Goal Streak** \_\_\_\_\_ N/A  
**Longest Assist Streak** \_\_\_\_\_ N/A



## ONDREJ PSENICKA #26

**2024-25 STATS: 29 GP, 9 G, 13 A, 22 PTS, 10 PIM**

**Height:** 6-6 **Weight:** 209 lbs. **Shoots:** Left **Year:** Senior  
**Hometown:** Praha, Czechia  
**Previous Team:** Waterloo Black Hawks (USHL)

SEASON	GP	G	A	PTS	SH	SH%	PN-MIN	+/-	PPG	SHG	GWG	BLK	FOW	FOL	FO%
2021-22	32	12	9	21	68	.176	9-18	+21	2	1	3	11	18	17	.514
2022-23	34	8	7	15	60	.133	5-10	+15	1	0	1	9	41	43	.488
2023-24	35	9	12	21	56	.161	8-30	+13	2	0	1	29	5	9	.537
2024-25	29	9	13	22	55	.164	5-10	+9	3	0	1	19	14	13	.519
<b>TOTALS</b>	<b>130</b>	<b>38</b>	<b>41</b>	<b>79</b>	<b>239</b>	<b>.159</b>	<b>27-68</b>	<b>+58</b>	<b>8</b>	<b>1</b>	<b>6</b>	<b>68</b>	<b>78</b>	<b>82</b>	<b>.488</b>

### PSENICKA AT A GLANCE

**Most Goals** \_\_\_\_\_ 2, (4x), Last: at Colgate (12/7/24)  
**Most Assists** \_\_\_\_\_ 2, (4x), Last: vs. Clarkson (3/22/25)  
**Most Points** \_\_\_\_\_ 3, (3x), Last: vs. Clarkson (3/22/25)

**First Goal** \_\_\_\_\_ vs. Alaska (10/29/21)  
**First Assist** \_\_\_\_\_ at Dartmouth (11/6/21)  
**Last Goal** \_\_\_\_\_ vs. Clarkson (3/22/25) - 1 game  
**Last Assist** \_\_\_\_\_ 2, vs. Clarkson (3/22/25) - 1 game

**Longest Point Streak** \_\_\_\_\_ 8 games (1/17/25 - 2/15/25)  
**Longest Goal Streak** \_\_\_\_\_ 2, (6x), Last: (2/9/24 - 2/10/24)  
**Longest Assist Streak** \_\_\_\_\_ 4 games (3/11/22 - 10/28/22)



## MICHAEL SUDA #27

**2024-25 STATS: 35 GP, 0 G, 11 A, 11 PTS, 24 PIM**

**Height:** 6-1 **Weight:** 187 lbs. **Shoots:** Left **Year:** Senior  
**Hometown:** Cheektowaga, N.Y.  
**Previous Team:** Fargo Force (USHL)

SEASON	GP	G	A	PTS	SH	SH%	PN-MIN	+/-	PPG	SHG	GWG	BLK	FOW	FOL	FO%
2021-22	6	0	0	0	5	.000	0-0	-1	0	0	0	1	0	0	.000
2022-23	33	1	6	7	27	.037	4-8	+8	0	0	1	16	0	0	.000
2023-24	32	0	5	5	46	.000	5-10	+13	0	0	0	26	0	0	.000
2024-25	35	0	11	11	37	.000	12-24	+12	0	0	0	31	0	0	.000
<b>TOTALS</b>	<b>106</b>	<b>1</b>	<b>22</b>	<b>23</b>	<b>115</b>	<b>.009</b>	<b>21-42</b>	<b>+32</b>	<b>0</b>	<b>0</b>	<b>1</b>	<b>74</b>	<b>0</b>	<b>0</b>	<b>.000</b>

### SUDA AT A GLANCE

**Most Goals** \_\_\_\_\_ 1, vs. Clarkson (3/10/23)  
**Most Assists** \_\_\_\_\_ 2, (3x), Last: at Colgate (3/15/25)  
**Most Points** \_\_\_\_\_ 2, (3x), Last: at Colgate (3/15/25)

**First Goal** \_\_\_\_\_ vs. Clarkson (3/10/23)  
**First Assist** \_\_\_\_\_ at Minnesota Duluth (10/29/22)  
**Last Goal** \_\_\_\_\_ vs. Clarkson (3/10/23) - 71 games  
**Last Assist** \_\_\_\_\_ at Colgate (3/15/25) - 3 games

**Longest Point Streak** \_\_\_\_\_ 4 games (3/1/25 - 3/15/25)  
**Longest Goal Streak** \_\_\_\_\_ N/A  
**Longest Assist Streak** \_\_\_\_\_ 4 games (3/1/25 - 3/15/25)



## NICK DeSANTIS #28

**2024-25 STATS: 32 GP, 8 G, 6 A, 14 PTS, 24 PIM**

**Height:** 5-9 **Weight:** 163 lbs. **Shoots:** Right **Year:** Junior  
**Hometown:** Collegeville, Pa.  
**Previous Team:** Madison Capitols (USHL)

SEASON	GP	G	A	PTS	SH	SH%	PN-MIN	+/-	PPG	SHG	GWG	BLK	FOW	FOL	FO%
2022-23	30	9	11	20	40	.225	6-12	+9	3	0	1	4	0	0	.000
2023-24	35	8	6	14	46	.174	11-30	+16	1	0	1	16	0	0	.000
2024-25	32	8	6	14	43	.186	8-24	+11	1	0	1	9	5	2	.714
<b>TOTALS</b>	<b>97</b>	<b>25</b>	<b>23</b>	<b>48</b>	<b>129</b>	<b>.194</b>	<b>25-66</b>	<b>+36</b>	<b>5</b>	<b>0</b>	<b>3</b>	<b>29</b>	<b>5</b>	<b>2</b>	<b>.714</b>

### DeSANTIS AT A GLANCE

**Most Goals** \_\_\_\_\_ 2, (5x), Last: vs. Harvard (1/24/25)  
**Most Assists** \_\_\_\_\_ 4, at RPI (1/7/23)  
**Most Points** \_\_\_\_\_ 4, at RPI (1/7/23)

**First Goal** \_\_\_\_\_ at St. Lawrence (11/11/22)  
**First Assist** \_\_\_\_\_ vs. AIC (12/29/22)  
**Last Goal** \_\_\_\_\_ vs. Clarkson (3/22/25) - 1 game  
**Last Assist** \_\_\_\_\_ vs. Clarkson (3/22/25) - 1 game

**Longest Point Streak** \_\_\_\_\_ 6 games (12/29/22 - 1/20/23)  
**Longest Goal Streak** \_\_\_\_\_ 3 games (1/12/24 - 1/19/24)  
**Longest Assist Streak** \_\_\_\_\_ 4 games (1/6/23 - 1/20/23)



## PARKER MURRAY #29

**2024-25 STATS: 3 GP, 0 G, 0 A, 0 PTS, 2 PIM**

**Height:** 6-5 **Weight:** 229 lbs. **Shoots:** Left **Year:** Freshman  
**Hometown:** Manhattan Beach, Calif.  
**Previous Team:** Chilliwack Chiefs (BCHL)

SEASON	GP	G	A	PTS	SH	SH%	PN-MIN	+/-	PPG	SHG	GWG	BLK	FOW	FOL	FO%
2024-25	3	0	0	0	1	.000	1-2	E	0	0	0	0	0	0	.000
<b>TOTALS</b>	<b>2</b>	<b>0</b>	<b>0</b>	<b>0</b>	<b>0</b>	<b>.000</b>	<b>0-0</b>	<b>E</b>	<b>0</b>	<b>0</b>	<b>0</b>	<b>0</b>	<b>0</b>	<b>0</b>	<b>.000</b>

### MURRAY AT A GLANCE

**Most Goals** \_\_\_\_\_ N/A  
**Most Assists** \_\_\_\_\_ N/A  
**Most Points** \_\_\_\_\_ N/A

**First Goal** \_\_\_\_\_ N/A  
**First Assist** \_\_\_\_\_ N/A  
**Last Goal** \_\_\_\_\_ N/A  
**Last Assist** \_\_\_\_\_ N/A

**Longest Point Streak** \_\_\_\_\_ N/A  
**Longest Goal Streak** \_\_\_\_\_ N/A  
**Longest Assist Streak** \_\_\_\_\_ N/A

**IAN SHANE**

#30

**2024-25 STATS: 33 GP / 33 GS, 17-10-6 RECORD, 2.20 GAA, .903 SV%****Height:** 6-0 **Weight:** 176 lbs. **Catches:** Left **Year:** Senior**Hometown:** Manhattan Beach, Calif.**Previous Team:** Bismarck Bobcats (NAHL)

SEASON	GP-GS	MIN	GA	GAA	SV	SV%	RECORD	SHO	PPG	SHG	G	A	PTS	PIM
2021-22	17-16	979:27	28	1.72	387	.933	7-6-3	3	10	0	0	0	0	0
2022-23	33-31	1852:53	53	1.72	581	.916	20-10-1	5	17	0	0	0	0	2
2023-24	34-34	2021:08	57	1.69	685	.923	22-5-6	3	21	1	0	0	0	0
2024-25	33-33	1912:16	70	2.20	652	.903	17-10-6	3	17	2	0	1	1	2
<b>TOTALS</b>	<b>117-114</b>	<b>6765:44</b>	<b>208</b>	<b>1.84</b>	<b>2305</b>	<b>.917</b>	<b>66-31-16</b>	<b>14</b>	<b>65</b>	<b>3</b>	<b>0</b>	<b>1</b>	<b>1</b>	<b>4</b>

**SHANE AT A GLANCE****Most Saves** \_\_\_\_\_ 42, at Quinnipiac (2/25/22)**Most Assists** \_\_\_\_\_ 1, at Harvard (11/16/24)**First Game** \_\_\_\_\_ at Arizona State (1/2/22)**First Start** \_\_\_\_\_ at North Dakota (1/7/22)**First Shutout** \_\_\_\_\_ at Yale (1/17/22)**Current Shutout Streak** \_\_\_\_\_ **23:13, 3/27/25 - Pres.****Longest Shutout Streak** \_\_\_\_\_ 143:41, 2/25/22 - 3/11/22**Last Shutout** \_\_\_\_\_ at Colgate (3/15/25) - 3 games**Last Assist** \_\_\_\_\_ at Harvard (11/16/24) - 27 games**REMINGTON KEOPPLE**

#33

**2024-25 STATS: 5 GP / 2 GS, 2-0-0 RECORD, 0.86 GAA, .958 SV%****Height:** 6-2 **Weight:** 184 lbs. **Catches:** Left **Year:** Junior**Hometown:** New Richmond, Wis.**Previous Team:** Des Moines Buccaneers (USHL)

SEASON	GP-GS	MIN	GA	GAA	SV	SV%	RECORD	SHO	PPG	SHG	G	A	PTS	PIM
2022-23	5-3	174:28	9	3.10	52	.852	1-1-1	0	2	1	0	0	0	0
2023-24	2-1	114:33	7	3.67	44	.863	0-2-0	0	1	0	0	0	0	0
2024-25	5-2	209:37	3	0.86	68	.958	2-0-0	1	1	0	0	1	1	0
<b>TOTALS</b>	<b>12-6</b>	<b>498:38</b>	<b>19</b>	<b>2.29</b>	<b>164</b>	<b>.896</b>	<b>3-3-1</b>	<b>1</b>	<b>4</b>	<b>1</b>	<b>0</b>	<b>1</b>	<b>1</b>	<b>0</b>

**KEOPPLE AT A GLANCE****Most Saves** \_\_\_\_\_ 23, at Princeton (1/17/25)**Most Assists** \_\_\_\_\_ 1, at RPI (3/1/25)**First Game** \_\_\_\_\_ at Minnesota Duluth (10/29/22)**First Start** \_\_\_\_\_ at Minnesota Duluth (10/29/22)**First Shutout** \_\_\_\_\_ at RPI (3/1/25)**Current Shutout Streak** \_\_\_\_\_ **85:15, 2/28/25 - Pres.****Longest Shutout Streak** \_\_\_\_\_ **85:15, 2/28/25 - Pres.****Last Shutout** \_\_\_\_\_ at RPI (3/1/25)**Last Assist** \_\_\_\_\_ at RPI (3/1/25)**JUSTIN KATZ**

#37

**2024-25 STATS: 0 GP / 0 GS, 0-0-0 RECORD, 0.00 GAA, .000 SV%****Height:** 6-1 **Weight:** 176 lbs. **Catches:** Right **Year:** Freshman**Hometown:** Montréal, Québec**Previous Team:** Powell River Kings (BCHL)

SEASON	GP-GS	MIN	GA	GAA	SV	SV%	RECORD	SHO	PPG	SHG	G	A	PTS	PIM
2024-25	0-0	0:00	0	0.00	0	.000	0-0-0	0	0	0	0	0	0	0
<b>TOTALS</b>	<b>0-0</b>	<b>0:00</b>	<b>0</b>	<b>0.00</b>	<b>0</b>	<b>.000</b>	<b>0-0-0</b>	<b>0</b>	<b>0</b>	<b>0</b>	<b>0</b>	<b>0</b>	<b>0</b>	<b>0</b>

**KATZ AT A GLANCE****Most Saves** \_\_\_\_\_ N/A**Most Assists** \_\_\_\_\_ N/A**First Game** \_\_\_\_\_ N/A**First Start** \_\_\_\_\_ N/A**First Shutout** \_\_\_\_\_ N/A**Current Shutout Streak** \_\_\_\_\_ 0:00**Longest Shutout Streak** \_\_\_\_\_ N/A**Last Shutout** \_\_\_\_\_ N/A**Last Assist** \_\_\_\_\_ N/A**JONATHAN CASTAGNA**

#38

**2024-25 STATS: 31 GP, 5 G, 10 A, 15 PTS, 20 PIM****Height:** 6-2 **Weight:** 200 lbs. **Shoots:** Left **Year:** Sophomore**Hometown:** Etobicoke, Ontario**Previous Team:** St. Andrew's College

SEASON	GP	G	A	PTS	SH	SH%	PN-MIN	+/-	PPG	SHG	GWG	BLK	FOW	FOL	FO%
2023-24	35	11	14	25	60	.183	11-25	+20	0	0	3	15	220	183	.546
2024-25	31	5	10	15	60	.083	10-20	+2	1	0	0	20	276	199	.581
<b>TOTALS</b>	<b>66</b>	<b>16</b>	<b>24</b>	<b>40</b>	<b>120</b>	<b>.133</b>	<b>21-45</b>	<b>+22</b>	<b>1</b>	<b>0</b>	<b>3</b>	<b>35</b>	<b>496</b>	<b>382</b>	<b>.565</b>

**CASTAGNA AT A GLANCE****Most Goals** \_\_\_\_\_ 3, vs. Princeton (1/19/24)**Most Assists** \_\_\_\_\_ 2, (6x), Last: vs. Clarkson (3/22/25)**Most Points** \_\_\_\_\_ 4, (2x), Last: at Union (2/10/24)**First Goal** \_\_\_\_\_ at Brown (11/4/23)**First Assist** \_\_\_\_\_ vs. Minnesota Duluth (10/27/23)**Last Goal** \_\_\_\_\_ vs. Quinnipiac (3/21/25) - 2 games**Last Assist** \_\_\_\_\_ 2, vs. Clarkson (3/22/25) - 1 game**Longest Point Streak** \_\_\_\_\_ 3, (2x), Last: (2/3/24 - 2/10/24)**Longest Goal Streak** \_\_\_\_\_ 2 games (2/9/24 - 2/10/24)**Longest Assist Streak** \_\_\_\_\_ 2, (3x), Last: (11/30/24 - 12/6/24)

2024-25 GOAL SCORING SUMMARIES																	
PLAYER	SEASON GOALS	BY SITE			BY PERIOD				BY STRENGTH			GAME WINNER	LAST LEADING	LAST GOAL		GAMES SINCE	
		HOME	ROAD	NEUTRAL	1ST	2ND	3RD	OT	EV	PP	SH			DATE / OPP	GOALTENDER		
Dalton Bancroft	15	7	6	2	5	4	6	—	10	3	2	4	4	3/15/25 at Colgate	Empty Net	3	
Jonathan Castagna	5	1	2	2	2	—	3	—	4	1	—	—	—	3/21/25 vs. Quinnipiac	Marinov	2	
Tyler Catalano	2	1	1	—	1	—	1	—	2	—	—	1	1	11/15/24 at Dartmouth	Clarke	30	
Nick DeSantis	8	5	2	1	3	2	3	—	7	1	—	1	1	3/22/25 vs. Clarkson	Langenegger	1	
Luke Devlin	—	—	—	—	—	—	—	—	—	—	—	—	—	—	—	—	
Sean Donaldson	—	—	—	—	—	—	—	—	—	—	—	—	—	—	—	—	
George Fegaras	1	1	—	—	—	1	—	—	1	—	—	—	—	1/25/25 vs. Dartmouth	Croteau	16	
Hank Kempf	2	1	1	—	—	1	1	—	2	—	—	—	—	2/22/25 vs. St. Lawrence	Kucenski	8	
Kyler Kovich	5	1	3	1	3	1	1	—	4	—	1	1	2	3/21/25 vs. Quinnipiac	Marinov	2	
Jake Kraft	7	3	4	—	4	2	1	—	7	—	—	1	1	2/15/25 at Yale	Pak	10	
Sullivan Mack	9	3	4	2	2	3	4	—	7	2	—	2	2	3/27/25 vs. Michigan St.	Augustine	0	
Charlie Major	5	1	3	1	1	1	2	1	5	—	—	1	1	3/27/25 vs. Michigan St.	Augustine	0	
Marian Mosko	—	—	—	—	—	—	—	—	—	—	—	—	—	—	—	—	
Parker Murray	—	—	—	—	—	—	—	—	—	—	—	—	—	—	—	—	
Jack O'Brien	—	—	—	—	—	—	—	—	—	—	—	—	—	—	—	—	
Jack O'Leary	7	5	1	1	1	4	2	—	7	—	—	3	1	3/14/25 at Colgate	Takacs	4	
Kyle Penney	6	2	4	—	1	3	2	—	5	—	1	—	1	3/14/25 at Colgate	Takacs	4	
Ondrej Psenicka	9	3	5	1	4	1	4	—	6	3	—	1	2	3/22/25 vs. Clarkson	Langenegger	1	
Jimmy Rayhill	—	—	—	—	—	—	—	—	—	—	—	—	—	—	—	—	
Tim Rego	8	3	3	2	2	1	4	1	7	1	—	2	2	3/21/25 vs. Quinnipiac	Marinov	2	
Ben Robertson	2	1	1	—	—	—	2	—	1	1	—	—	—	3/1/25 at RPI	Watson	6	
Hoyt Stanley	2	1	1	—	1	—	1	—	2	—	—	—	—	3/8/25 vs. Yale	Stark	5	
Michael Suda	—	—	—	—	—	—	—	—	—	—	—	—	—	—	—	—	
Winter Wallace	—	—	—	—	—	—	—	—	—	—	—	—	—	—	—	—	
Ryan Walsh	16	5	7	4	4	5	7	—	13	3	—	2	1	3/27/25 vs. Michigan St.	Augustine	0	
Nicholas Wolfenberg	1	1	—	—	1	—	—	—	1	—	—	—	—	11/1/24 vs. North Dakota	Semptimphelter	12	

2024-25 GOAL SCORING SUMMARIES											
PLAYER	TOTALS	EVEN	PP	SH	HOME	AWAY	NEUTRAL	1ST	2ND	3RD	OT
Dalton Bancroft	15-11—26	10-9—19	3-2—5	2-0—2	7-3—10	6-7—13	2-1—3	5-4—9	4-4—8	6-2—8	0-1—1
Jonathan Castagna	5-10—15	4-9—13	1-1—2	—	1-4—5	2-3—5	2-3—5	2-3—5	0-4—4	3-3—6	—
Tyler Catalano	2-4—6	2-4—6	—	—	1-1—2	1-3—4	—	1-1—2	0-3—3	1-0—1	—
Nick DeSantis	8-6—14	7-6—13	1-0—1	—	5-3—8	2-2—4	1-1—2	3-1—4	2-3—5	3-2—5	—
Luke Devlin	—	—	—	—	—	—	—	—	—	—	—
Sean Donaldson	—	—	—	—	—	—	—	—	—	—	—
George Fegaras	1-13—14	1-5—6	0-8—8	—	1-6—7	0-6—6	0-1—1	0-4—4	1-2—3	0-7—7	—
Hank Kempf	2-5—7	2-5—7	—	—	1-3—4	1-1—2	0-1—1	0-3—3	1-2—3	1-0—1	—
Remington Keopple	0-1—1	0-1—1	—	—	—	0-1—1	—	—	—	0-1—1	—
Kyler Kovich	5-9—14	4-8—12	0-1—1	1-0—1	1-3—4	3-5—8	1-1—2	3-1—4	1-4—5	1-4—5	—
Jake Kraft	7-6—13	7-6—13	—	—	3-2—5	4-4—8	—	4-3—7	2-1—3	1-2—3	—
Sullivan Mack	9-14—23	7-13—20	2-0—2	0-1—1	3-2—5	4-9—13	2-3—5	2-5—7	3-4—7	4-5—9	—
Charlie Major	5-13—18	5-8—13	0-5—5	—	1-6—7	3-6—9	1-1—2	1-4—5	1-1—2	2-8—10	1-0—1
Marian Mosko	—	—	—	—	—	—	—	—	—	—	—
Parker Murray	—	—	—	—	—	—	—	—	—	—	—
Jack O'Brien	0-3—3	0-3—3	—	—	—	0-3—3	—	—	0-1—1	0-2—2	—
Jack O'Leary	7-9—16	7-9—16	—	—	5-2—7	1-6—7	1-1—2	1-4—5	4-2—6	2-3—5	—
Kyle Penney	6-1—7	5-1—6	—	1-0—1	2-0—2	4-1—5	—	1-0—1	3-0—3	2-1—3	—
Ondrej Psenicka	9-13—22	6-13—19	3-0—3	—	3-6—9	5-4—9	1-3—4	4-4—8	1-2—3	4-6—10	0-1—1
Jimmy Rayhill	0-1—1	0-1—1	—	—	0-1—1	—	—	—	—	0-1—1	—
Tim Rego	8-14—22	7-9—16	1-5—6	—	3-8—11	3-5—8	2-1—3	2-6—8	1-4—5	4-4—8	1-0—1
Ben Robertson	2-13—15	1-10—11	1-3—4	—	1-7—8	1-3—4	0-3—3	0-4—4	0-2—2	2-7—9	—
Ian Shane	0-1—1	0-1—1	—	—	—	0-1—1	—	—	0-1—1	—	—
Hoyt Stanley	2-11—13	2-11—13	—	—	1-3—4	1-5—6	0-3—3	1-2—3	0-4—4	1-5—6	—
Michael Suda	0-11—11	0-11—11	—	—	0-4—4	0-6—6	0-1—1	0-5—5	0-1—1	0-5—5	—
Winter Wallace	—	—	—	—	—	—	—	—	—	—	—
Ryan Walsh	16-14—30	13-9—22	3-4—7	0-1—1	5-5—10	7-6—13	4-3—7	4-5—9	5-3—8	7-5—12	0-1—1
Nicholas Wolfenberg	1-1—2	1-1—2	—	—	1-0—1	0-1—1	—	1-0—1	0-1—1	—	—

2024-25 GOALTENDING BREAKDOWN																								
PLAYER	OVERALL								HOME								ROAD / NEUTRAL							
	GP	REC	SHO	MIN	GA	GAA	SV	SV%	GP	REC	SHO	MIN	GA	GAA	SV	SV%	GP	REC	SHO	MIN	GA	GAA	SV	SV%
Justin Katz	—	—	—	—	—	—	—	—	—	—	—	—	—	—	—	—	—	—	—	—	—	—	—	—
Remington Keopple	5	2-0-0	1	209:37	3	0.86	68	.958	—	—	—	—	—	—	—	—	5	2-0-0	1	209:37	3	0.86	68	.958
Ian Shane	33	17-10-6	3	1912:16	70	2.20	652	.903	14	9-4-1	2	840:38	25	1.78	239	.905	19	8-6-5	1	1071:38	45	2.52	413	.902
PLAYER	OCTOBER								NOVEMBER								DECEMBER							
	GP	REC	SHO	MIN	GA	GAA	SV	SV%	GP	REC	SHO	MIN	GA	GAA	SV	SV%	GP	REC	SHO	MIN	GA	GAA	SV	SV%
Justin Katz	—	—	—	—	—	—	—	—	—	—	—	—	—	—	—	—	—	—	—	—	—	—	—	—
Remington Keopple	—	—	—	—	—	—	—	—	—	—	—	—	—	—	—	—	1	0-0-0	0	9:40	0	0.00	3	1.000
Ian Shane	—	—	—	—	—	—	—	—	9	4-2-3	1	551:11	18	1.96	195	.915	2	1-1-0	0	111:32	7	3.77	21	.750
PLAYER	JANUARY								FEBRUARY								MARCH							
	GP	REC	SHO	MIN	GA	GAA	SV	SV%	GP	REC	SHO	MIN	GA	GAA	SV	SV%	GP	REC	SHO	MIN	GA	GAA	SV	SV%
Justin Katz	—	—	—	—	—	—	—	—	—	—	—	—	—	—	—	—	—	—	—	—	—	—	—	—
Remington Keopple	2	1-0-0	0	97:03	2	1.24	33	.943	1	0-0-0	0	42:55	1	1.40	11	.917	1	1-0-0	1	59:59	0	0.00	21	1.000
Ian Shane	8	2-4-2	0	441:46	20	2.72	157	.887	8	4-3-1	1	434:56	17	2.35	133	.887	6	6-0-0	1	372:51	8	1.29	146	.948



CAREER GOAL SCORING SUMMARIES																
PLAYER	CAREER GOALS	BY SITE			BY PERIOD				BY STRENGTH			GAME WINNER	LAST LEADING	LAST GOAL		GAMES SINCE
		HOME	ROAD	NEUTRAL	1ST	2ND	3RD	OT	EV	PP	SH			DATE / OPP	GOALTENDER	
Dalton Bancroft	36	17	11	8	11	13	11	1	19	15	2	8	8	3/15/25 at Colgate	Empty Net	3
Jonathan Castagna	16	5	7	4	7	5	4	—	15	1	—	3	5	3/21/25 vs. Quinnipiac	Marinov	2
Tyler Catalano	3	2	1	—	2	—	1	—	3	—	—	1	1	11/15/24 at Dartmouth	Clarke	30
Nick DeSantis	25	14	7	4	11	5	9	—	20	5	—	3	3	3/22/25 vs. Clarkson	Langenegger	1
Luke Devlin	6	3	3	—	4	—	2	—	6	—	—	1	—	2/9/24 at RPI	Watson	7
Sean Donaldson	3	1	2	—	1	1	1	—	2	1	—	—	—	1/21/23 vs. Princeton	Pearson	30
George Fegaras	4	2	1	1	—	3	1	—	3	1	—	—	—	1/25/25 vs. Dartmouth	Croteau	16
Hank Kempf	4	1	3	—	2	1	1	—	4	—	—	1	—	2/22/25 vs. St. Lawrence	Kucenski	8
Kyler Kovich	9	1	6	2	5	2	2	—	8	—	1	2	3	3/21/25 vs. Quinnipiac	Marinov	2
Jake Kraft	11	7	4	—	5	3	3	—	11	—	—	2	1	2/15/25 at Yale	Pak	10
Sullivan Mack	23	11	8	4	4	9	10	—	20	2	1	6	5	3/27/25 vs. Michigan St.	Augustine	0
Charlie Major	5	1	3	1	1	1	2	1	5	—	—	1	1	3/27/25 vs. Michigan St.	Augustine	0
Marian Mosko	—	—	—	—	—	—	—	—	—	—	—	—	—	—	—	—
Parker Murray	—	—	—	—	—	—	—	—	—	—	—	—	—	—	—	—
Jack O'Brien	—	—	—	—	—	—	—	—	—	—	—	—	—	—	—	—
Jack O'Leary	21	12	6	3	8	6	7	—	21	—	—	6	6	3/14/25 at Colgate	Takacs	4
Kyle Penney	31	16	13	2	6	14	11	—	29	1	1	3	4	3/14/25 at Colgate	Takacs	4
Ondrej Psenicka	38	17	16	5	13	9	16	—	29	8	1	6	6	3/22/25 vs. Clarkson	Langenegger	1
Jimmy Rayhill	—	—	—	—	—	—	—	—	—	—	—	—	—	—	—	—
Tim Rego	14	6	6	2	4	4	5	1	12	2	—	4	2	3/21/25 vs. Quinnipiac	Marinov	2
Ben Robertson	7	3	4	—	1	2	3	1	4	3	—	1	2	3/1/25 at RPI	Watson	6
Hoyt Stanley	4	2	1	1	1	2	1	—	4	—	—	—	—	3/8/25 vs. Yale	Stark	5
Michael Suda	1	1	—	—	—	—	1	—	1	—	—	1	—	3/10/23 vs. Clarkson	Haider	71
Winter Wallace	4	1	3	—	1	1	2	—	4	—	—	—	1	2/10/24 at Union	Chauvette	8
Ryan Walsh	28	11	11	6	6	11	11	—	21	7	—	7	6	3/27/25 vs. Michigan St.	Augustine	0
Nicholas Wolfenberg	1	1	—	—	1	—	—	—	1	—	—	—	—	11/1/24 vs. North Dakota	Semptimpfelter	12

CAREER GOAL SCORING SUMMARIES											
PLAYER	TOTALS	EVEN	PP	SH	HOME	AWAY	NEUTRAL	1ST	2ND	3RD	OT
Dalton Bancroft	36-42—78	19-25—44	15-17—32	2-0—2	17-22—39	11-15—26	8-5—13	11-14—25	13-17—30	11-10—21	1-1—2
Jonathan Castagna	16-24—40	15-23—38	1-1—2	—	5-12—17	7-8—15	4-4—8	7-6—13	5-10—15	4-8—12	—
Tyler Catalano	3-8—11	3-8—11	—	—	2-4—6	1-4—5	—	2-4—6	0-4—4	1-0—1	—
Nick DeSantis	25-23—48	20-21—41	5-2—7	—	14-6—20	7-14—21	4-3—7	11-9—20	5-9—14	9-5—14	—
Luke Devlin	6-2—8	6-2—8	—	—	3-1—4	3-1—4	—	4-0—4	0-1—1	2-1—3	—
Sean Donaldson	3-7—10	2-4—6	1-3—4	—	1-7—8	2-0—2	—	1-1—2	1-3—4	1-3—4	—
George Fegaras	4-17—21	3-7—10	1-10—11	—	2-7—9	1-9—10	1-1—2	0-5—5	3-4—7	1-8—9	—
Hank Kempf	4-21—25	4-19—23	0-1—1	0-1—1	1-11—12	3-6—9	0-4—4	2-7—9	1-10—11	1-4—5	—
Remington Keopple	0-1—1	0-1—1	—	—	—	0-1—1	—	—	—	0-1—1	—
Kyler Kovich	9-13—22	8-12—20	0-1—1	1-0—1	1-3—4	6-9—15	2-1—3	5-2—7	2-5—7	2-6—8	—
Jake Kraft	11-15—26	11-13—24	0-2—2	—	7-5—12	4-9—13	0-1—1	5-6—11	3-6—9	3-3—6	—
Sullivan Mack	23-29—52	20-27—47	2-1—3	1-1—2	11-11—22	8-12—20	4-6—10	4-11—15	9-10—19	10-7—17	0-1—1
Charlie Major	5-13—18	5-8—13	0-5—5	—	1-6—7	3-6—9	1-1—2	1-4—5	1-1—2	2-8—10	1-0—1
Marian Mosko	0-1—1	0-1—1	—	—	0-1—1	—	—	0-1—1	—	—	—
Parker Murray	—	—	—	—	—	—	—	—	—	—	—
Jack O'Brien	0-3—3	0-3—3	—	—	—	0-3—3	—	—	0-1—1	0-2—2	—
Jack O'Leary	21-29—50	21-28—49	—	0-1—1	12-13—25	6-14—20	3-2—5	8-10—18	6-9—15	7-10—17	—
Kyle Penney	31-36—67	29-34—63	1-2—3	1-0—1	16-11—27	13-21—34	2-4—6	6-10—16	14-13—27	11-12—23	0-1—1
Ondrej Psenicka	38-41—79	29-39—68	8-2—10	1-0—1	17-21—38	16-15—31	5-5—10	13-11—24	9-11—20	16-18—34	0-1—1
Jimmy Rayhill	0-1—1	0-1—1	—	—	0-1—1	—	—	—	—	0-1—1	—
Tim Rego	14-38—52	12-27—39	2-11—13	—	6-18—24	6-14—20	2-6—8	4-15—19	4-10—14	5-13—18	1-0—1
Ben Robertson	7-31—38	4-19—23	3-12—15	—	3-16—19	4-10—14	0-5—5	1-7—8	2-12—14	3-11—14	1-1—2
Ian Shane	0-1—1	0-1—1	—	—	—	0-1—1	—	—	0-1—1	—	—
Hoyt Stanley	4-19—23	4-19—23	—	—	2-8—10	1-7—8	1-4—5	1-6—7	2-6—8	1-7—8	—
Michael Suda	1-22—23	1-21—22	0-1—1	—	1-10—11	0-9—9	0-3—3	0-9—9	0-4—4	1-9—10	—
Winter Wallace	4-6—10	4-5—9	0-1—1	—	1-3—4	3-3—6	—	1-2—3	1-0—1	2-4—6	—
Ryan Walsh	28-24—52	21-13—34	7-10—17	0-1—1	11-9—20	11-9—20	6-6—12	6-6—12	11-11—22	11-6—17	0-1—1
Nicholas Wolfenberg	1-1—2	1-1—2	—	—	1-0—1	0-1—1	—	1-0—1	0-1—1	—	—

CAREER GOALTENDING BREAKDOWN																								
PLAYER	OVERALL								HOME								ROAD / NEUTRAL							
	GP	REC	SHO	MIN	GA	GAA	SV	SV%	GP	REC	SHO	MIN	GA	GAA	SV	SV%	GP	REC	SHO	MIN	GA	GAA	SV	SV%
Justin Katz	—	—	—	—	—	—	—	—	—	—	—	—	—	—	—	—	—	—	—	—	—	—	—	—
Remington Keopple	12	3-3-1	1	498:38	19	2.29	164	.896	2	1-0-0	0	63:42	3	2.83	19	.864	10	2-3-1	0	434:56	16	2.21	145	.901
Ian Shane	117	66-31-16	14	6765:44	208	1.84	2305	.917	53	32-14-7	6	3158:33	91	1.73	922	.910	64	34-17-9	8	3607:11	117	1.95	1383	.922
PLAYER	OCTOBER								NOVEMBER								DECEMBER							
	GP	REC	SHO	MIN	GA	GAA	SV	SV%	GP	REC	SHO	MIN	GA	GAA	SV	SV%	GP	REC	SHO	MIN	GA	GAA	SV	SV%
Ryan McInchak	—	—	—	—	—	—	—	—	—	—	—	—	—	—	—	—	—	—	—	—	—	—	—	—
Remington Keopple	1	0-1-0	0	40:00	4	6.00	11	.733	4	1-2-0	0	200:17	8	2.40	67	.893	2	0-0-0	0	13:24	2	8.96	5	.714
Ian Shane	4	2-1-0	1	197:27	4	1.22	73	.948	22	12-5-4	2	1254:57	38	1.82	432	.919	10	4-3-3	1	597:42	22	2.21	161	.880
PLAYER	JANUARY								FEBRUARY								MARCH							
	GP	REC	SHO	MIN	GA	GAA	SV	SV%	GP	REC	SHO	MIN	GA	GAA	SV	SV%	GP	REC	SHO	MIN	GA	GAA	SV	SV%
Ryan McInchak	—	—	—	—	—	—	—	—	—	—	—	—	—	—	—	—	—	—	—	—	—	—	—	—
Remington Keopple	2	1-0-0	0	97:03	2	1.24	33	.943	2	0-0-1	0	87:55	3	2.05	27	.900	1	1-0-0	1	59:59	0	0.00	21	1.000
Ian Shane	29	16-7-5	3	1703:22	60	2.11	614	.911	30	16-9-4	5	1718:06	50	1.75	549	.917	22	16-6-0	2	1294:10	34	1.58	476	.933

GOALS SCORED, GAME

1.	19	1/13/1965 vs. Hamilton (W, 19-0)
	19	1/27/1968 at Yale (W, 19-1)
3.	18	1/20/1968 at Penn (W, 18-1)
4.	16	12/14/1957 vs. Lehigh (W, 16-3)
5.	15	11/25/1965 vs. York (W, 15-0)
	15	11/25/1975 vs. uOttawa (W, 15-2)
7.	14	2/10/1965 at Hamilton (W, 14-0)
	14	11/24/1966 vs. McMaster (W, 14-2)
	14	2/17/1968 vs. Dartmouth (W, 14-2)
	14	1/8/1969 vs. Penn (W, 14-0)
	14	3/4/1970 vs. Dartmouth (W, 14-0)
12.	13	Nine times, <b>Last:</b> 1/21/1978 vs. Yale (W, 13-1)

GOALS SCORED, PERIOD

1.	9	12/14/1957 vs. Lehigh — 1st period (W, 16-3)
	9	1/27/1968 at Yale — 2nd period (W, 19-1)
	9	1/21/1978 vs. Yale — 1st period (W, 13-1)
4.	8	3/4/1961 vs. Penn — 3rd period (W, 13-1)
	8	2/21/1979 vs. Harvard — 1st period (W, 11-3)
6.	7	3/3/1962 vs. Penn — 2nd period (W, 10-0)
	7	1/13/1965 vs. Hamilton — 2nd period (W, 19-0)
	7	1/13/1965 vs. Hamilton — 3rd period (W, 19-0)
	7	2/10/1965 at Hamilton — 1st period (W, 14-0)
	7	11/24/1966 vs. McMaster — 1st period (W, 14-2)
	7	1/19/1967 at Colgate — 1st period (W, 10-2)
	7	1/20/1968 at Penn — 2nd period (W, 18-1)
	7	1/20/1968 at Penn — 3rd period (W, 18-1)
	7	2/17/1968 at Dartmouth — 2nd period (W, 14-2)
	7	2/5/1969 at Yale — 2nd period (W, 11-2)
	7	12/28/1973 vs. Colo. Coll. — 2nd period (W, 9-8)
	7	11/25/1975 vs. uOttawa — 3rd period (W, 15-2)

MARGIN OF VICTORY

1.	+19	1/13/1965 vs. Hamilton (W, 19-0)
2.	+18	1/27/1968 at Yale (W, 19-1)
3.	+17	1/20/1968 at Penn (W, 18-1)
4.	+15	11/25/1965 vs. York (W, 15-0)
5.	+14	2/10/1965 at Hamilton (W, 14-0)
	+14	1/8/1969 vs. Penn (W, 14-0)
	+14	3/4/1970 vs. Dartmouth (W, 14-0)
8.	+13	1/4/1911 at Western Reserve (W, 13-0)
	+13	12/14/1957 vs. Lehigh Club (W, 16-3)
	+13	11/30/1963 at Penn (W, 13-0)
	+13	11/23/1968 vs. Guelph (W, 13-0)
	+13	11/25/1975 vs. uOttawa (W, 15-2)
13.	+12	Six times, <b>Last:</b> 1/21/1978 vs. Yale (W, 13-1)

MARGIN OF DEFEAT

1.	-23	12/27/1939 vs. Boston College (L, 1-14)
2.	-18	1/10/1959 at Harvard (L, 0-18)
3.	-16	1/19/1946 at Yale (L, 2-18)
4.	-14	3/2/1959 vs. Middlebury (L, 1-15)
5.	-13	1/21/1928 at Princeton (L, 1-14)
	-13	1/18/1947 at Yale (L, 0-13)
	-13	2/21/1948 at Colgate (L, 1-14)
	-13	2/23/1959 vs. Harvard (L, 0-13)
	-13	12/16/1959 at Yale (L, 0-13)
10.	-12	1/6/1945 at Army (L, 1-13)
	-12	2/19/1947 at Colgate (L, 3-15)
	-12	12/19/1957 vs. Princeton (L, 1-13)
	-12	2/14/1959 at Dartmouth (L, 2-14)
	-12	1/23/1960 vs. Dartmouth (L, 0-12)

POWER-PLAY GOALS, GAME

1.	7	11/18/1977 vs. York (W, 10-3)
2.	6	1/4/1973 vs. Loyola (W, 13-5)
	6	11/21/1975 vs. Waterloo (W, 9-1)
	6	1/19/1980 vs. Yale (W, 9-4)
	6	2/4/2023 vs. Union (W, 10-1)
6.	5	9 times, <b>Last:</b> 2/8/2003 vs. Vermont (W, 8-1)

POWER-PLAY GOALS, PERIOD

1.	5	2/4/2023 vs. Union — 1st period (W, 10-1)
2.	4	1/2/1971 vs. Guelph — 2nd period (W, 7-2)
	4	11/18/1977 vs. York — 2nd period (W, 10-3)
	4	1/26/1980 vs. Maine — 3rd period (W, 6-2)
	4	2/8/2003 vs. Vermont — 2nd period (W, 8-1)
6.	3	23 times, <b>Most recent:</b> 11/7/2015 vs. Quinnipiac — 1st period (OTL, 4-5)

SHORT-HANDED GOALS, GAME

1.	4	12/18/1961 vs. Ohio (W, 9-0)
2.	3	1/13/1965 vs. Hamilton (W, 19-0)
3.	2	25 times, <b>Last:</b> 1/13/2012 at Quinnipiac (W, 3-2)

SHORT-HANDED GOALS, PERIOD

1.	3	12/18/1961 vs. Ohio — 2nd period (W, 9-0)
	3	1/13/1965 vs. Hamilton — 3rd period (W, 19-0)
3.	2	1/19/1967 vs. Colgate — 3rd period (W, 10-2)
	2	12/28/1976 vs. Princeton — 3rd period (W, 8-5)
	2	2/11/1978 at Dartmouth — 2nd period (W, 7-1)
	2	2/7/1986 at St. Lawrence — 3rd period (W, 7-4)
	2	12/29/1986 at Wisconsin — 3rd period (L, 5-7)
	2	2/20/1988 vs. Yale — 3rd period (W, 7-4)
	2	1/15/1995 vs. Army — 2nd period (W, 8-2)
	2	1/13/2012 at Quinnipiac — 3rd period (W, 3-2)

FASTEST GOALS TO BEGIN GAME

1.	0:06	Bob Murray (2/11/1974 vs. Yale)
2.	0:08	Robert Spitzmiller (2/12/1930 vs. St. Lawrence)
	0:08	Pete Marcov (12/13/1983 at Princeton)
	0:08	Doug Derracough (11/10/1990 vs. Princeton)
	0:08	<b>Dalton Bancroft (11/8/2024 vs. Yale)</b>
6.	0:09	Brian McCutcheon (1/3/1970 vs. Colgate)
7.	0:12	Tyler McManus (12/5/1992 at Harvard)
8.	0:13	Roger Eastman (12/14/1957 vs. Lehigh)
9.	0:14	Doug Ferguson (3/8/1966 vs. Boston College)
10.	0:15	Murray Stephen (1/16/1965 at Harvard)

FASTEST TWO GOALS

1.	0:05	3/5/1960 vs. Colgate (W, 5-2)
	0:05	2/14/2020 vs. Union (W, 5-2)
3.	0:06	3/9/1971 vs. Providence (W, 6-3)
	0:06	<b>1/24/2025 vs. Harvard (W, 4-1)</b>
5.	0:07	2/10/1965 at Hamilton (W, 14-0)
6.	0:08	1/27/1968 at Yale (W, 19-1)
	0:08	12/1/1978 vs. Brown (L, 5-7)
	0:08	3/8/1985 vs. Yale (W, 9-2)
	0:08	11/17/2017 vs. St. Lawrence (W, 6-1)
10.	0:09	Nine times, <b>Last:</b> 2/7/1986 at St. Lawrence (W, 7-4)

FASTEST TWO GOALS, GAME START

1.	0:36	11/23/1968 vs. Guelph (W, 13-0)
2.	1:11	3/2/1991 vs. Colgate (W, 8-1)
3.	1:14	11/26/2022 vs. UConn (W, 6-0)
4.	1:20	11/21/1964 vs. Waterloo (W, 5-4)
	1:23	<b>1/24/2025 vs. Harvard (W, 4-1)</b>
6.	1:40	12/14/1957 vs. Lehigh (W, 16-3)
7.	1:44	1/17/1987 vs. Brown (OTL, 4-5)
8.	1:53	3/5/1960 vs. Colgate (W, 5-2)
9.	1:54	2/7/1986 at St. Lawrence (W, 7-4)
10.	1:55	3/14/1969 vs. Michigan Tech (OTW, 4-3)

FASTEST THREE GOALS

1.	0:23	2/4/2023 vs. Union (W, 10-1) — <i>all PPG</i>
2.	0:24	2/28/1976 vs. Princeton (W, 8-2)
3.	0:29	1/13/1965 vs. Hamilton (W, 19-0) — <i>all SHG</i>
4.	0:32	1/20/1968 at Penn (W, 18-1)
5.	0:38	1/24/1969 at Penn (W, 10-3)
6.	0:40	3/4/1961 vs. Penn (W, 13-1)
7.	0:43	2/4/2023 vs. Union (W, 10-1)
8.	0:45	12/14/1957 vs. Lehigh (W, 16-3)
9.	0:51	3/10/1979 vs. Boston University (W, 7-4)
10.	0:52	1/9/1965 vs. Princeton (W, 7-3)

FASTEST THREE GOALS, GAME START

1.	2:29	2/28/1976 vs. Princeton (W, 8-2)
2.	3:28	11/23/1968 vs. Guelph (W, 13-0)
3.	3:47	3/2/1991 vs. Colgate (W, 8-1)
4.	3:52	11/24/1966 vs. McMaster (W, 14-2)
5.	4:30	2/22/1975 at Princeton (W, 9-5)
6.	4:33	12/5/1978 vs. St. Lawrence (W, 8-0)
7.	4:34	1/27/1968 at Yale (W, 19-1)
8.	5:03	12/18/1967 at Harvard (W, 9-0)
9.	5:09	1/13/1940 at St. Lawrence (W, 5-3)
10.	5:21	3/14/1969 vs. Michigan Tech (OTW, 4-3)

FASTEST FOUR GOALS

1.	0:54	2/4/2023 vs. Union (W, 10-1) — <i>first 3G were PPG</i>
2.	1:34	3/4/1961 vs. Penn (W, 13-1)
3.	1:35	1/21/1978 vs. Yale (W, 13-1)
4.	1:37	2/28/1976 vs. Princeton (W, 8-2)
5.	1:39	3/4/1961 vs. Penn (W, 13-1)
6.	1:43	11/25/1975 vs. uOttawa (W, 15-2)
7.	1:48	1/20/1968 at Penn (W, 18-1)
8.	2:01	11/25/1975 vs. uOttawa (W, 15-2)
9.	2:05	11/25/1975 vs. uOttawa (W, 15-2)
10.	2:06	12/3/1977 at Brown (L, 6-7)

FASTEST FIVE GOALS

1.	2:01	3/4/1961 vs. Penn (W, 13-1)
2.	2:29	11/25/1975 vs. uOttawa (W, 15-2)
3.	2:35	11/25/1975 vs. uOttawa (W, 15-2)
4.	3:04	1/21/1978 vs. Yale (W, 13-1)
5.	3:34	11/25/1975 vs. uOttawa (W, 15-2)
6.	3:35	2/4/2023 vs. Union (W, 10-1) — <i>first 4G were PPG</i>
7.	3:39	3/4/1961 vs. Penn (W, 13-1)
8.	3:42	1/27/1968 at Yale (W, 19-1)
9.	3:46	1/21/1978 at Yale (W, 19-1)
10.	3:56	1/27/1968 vs. Yale (W, 13-1)

MOST SAVES BY TEAM, GAME

1.	61	2/23/1959 vs. Harvard (L, 0-13) <i>John Detwiler (61 saves)</i>
	61	3/6/1982 at Yale (L, 2-5) <i>Brian Hayward (61 saves)</i>
3.	60	12/17/1958 vs. Yale (L, 1-12) <i>Pete Wheelwright (29 saves); John Detwiler (31 saves)</i>
	60	12/20/1962 vs. Clarkson (L, 3-8) <i>Laing Kennedy (60 saves)</i>
	60	1/3/1986 at British Columbia (W, 5-2) <i>Doug Dadswell (60 saves)</i>
	60	3/17/2013 at Quinnipiac (L, 2-3 — 2OT) <i>Andy Iles (60 saves)</i>
7.	59	3/26/2006 vs. Wisconsin (L, 0-1 — 3OT) <i>David McKee (59 saves)</i>
8.	58	1/10/1959 at Harvard (L, 0-18) <i>John Detwiler (58 saves)</i>
9.	57	3/14/1986 vs. Yale (W, 3-2 — 2OT) <i>Doug Dadswell (57 saves)</i>
	57	2/4/1961 at Harvard (L, 1-2) <i>Laing Kennedy (57 saves)</i>

POINTS IN SEASON, PLAYER

1.	83	Lance Nethery	1977-78
2.	78	Lance Nethery	1976-77
3.	74	Brian Cornell	1968-69
4.	71	Doug Ferguson	1965-66
5.	69	Carlo Ugolini	1972-73
6.	68	James Vaughan	1975-76
7.	66	Doug Derrauagh	1990-91
8.	65	Lance Nethery	1978-79
9.	63	Larry Fullan	1971-72
	63	Doug Marrett	1972-73
	63	David Peace	1974-75

GOALS SCORED IN SEASON, PLAYER

1.	37	Doug Ferguson	1965-66
2.	34	Doug Marrett	1972-73
3.	32	Lance Nethery	1976-77
4.	31	James Vaughan	1975-76
	31	Brock Tredway	1978-79
6.	30	Doug Derrauagh	1990-91
7.	29	Brian Cornell	1967-68
	29	Mark Trivett	1976-77
	29	Roy Kerling	1977-78
	29	Brock Tredway	1980-81

ASSISTS IN SEASON, PLAYER

1.	60	Lance Nethery	1977-78
2.	52	Brian Cornell	1968-69
3.	47	Lance Nethery	1978-79
4.	46	Lance Nethery	1976-77
5.	44	Carlo Ugolini	1972-73
6.	43	Larry Fullan	1971-72
7.	41	Brian Campbell	1974-75
8.	40	Peter Tufford	1968-69
9.	39	Michael Doran	1965-66
	39	Steve Bajinski	1974-75

SAVES IN SEASON, PLAYER

1.	967	Doug Dadswell	1985-86
2.	906	Mitch Gillam	2015-16
3.	898	Andy Iles	2012-13
4.	894	Ben Scrivens	2009-10
5.	883	Ben Scrivens	2007-08
6.	870	Andy Iles	2011-12
7.	857	Doug Dadswell	1984-85
8.	856	Jason Elliott	1997-98
9.	843	Mitch Gillam	2016-17
10.	836	Dave Elenbaas	1972-73

GOALS-AGAINST AVERAGE, SEASON

1.	1.20	Dave LeNeveu	2002-03
2.	1.24	David McKee	2004-05
3.	1.48	Ken Dryden	1966-67
4.	1.51	Matthew Galajda	2017-18
5.	1.52	Ken Dryden	1967-68
6.	1.56	Matthew Galajda	2019-20
7.	1.69	Ian Shane	2023-24
8.	1.72	Ian Shane	2022-23
9.	1.74	Ben Scrivens	2008-09
10.	1.81	Ken Dryden	1968-69

SHUTOUTS, SEASON

1.	10	David McKee	2004-05
2.	9	Dave LeNeveu	2002-03
3.	9	Matthew Galajda	2017-18
4.	7	Ben Scrivens	2008-09
5.	7	Ben Scrivens	2009-10
6.	7	Mitch Gillam	2015-16
7.	6	Ken Dryden	1967-68
8.	6	Andy Iles	2011-12
9.	5	Five times, <b>Last: Ian Shane (2022-23)</b>	

POINTS IN SEASON, TEAM

1.	530	1976-77	# of players with points:	20
2.	522	1977-78	# of players with points:	22
3.	502	1968-69	# of players with points:	18
4.	480	1967-68	# of players with points:	18
	474	1975-76	# of players with points:	26
6.	465	1971-72	# of players with points:	19
	465	1969-70	# of players with points:	17
8.	433	1978-79	# of players with points:	23
9.	430	1972-73	# of players with points:	19
10.	427	1974-75	# of players with points:	20

GOALS SCORED IN SEASON, TEAM

1.	204	1976-77	# of players with goals:	20
2.	195	1977-78	# of players with goals:	21
3.	190	1968-69	# of players with goals:	16
4.	187	1967-68	# of players with goals:	17
5.	179	1969-70	# of players with goals:	17
6.	176	1971-72	# of players with goals:	16
7.	174	1975-76	# of players with goals:	18
8.	166	1978-79	# of players with goals:	20
9.	164	1966-67	# of players with goals:	14
10.	159	1970-71	# of players with goals:	19

ASSISTS IN SEASON, TEAM

1.	327	1977-78	# of players with assists:	20
	326	1976-77	# of players with assists:	20
3.	312	1968-69	# of players with assists:	18
4.	300	1975-76	# of players with assists:	25
5.	293	1967-68	# of players with assists:	18
6.	289	1971-72	# of players with assists:	19
	286	1969-70	# of players with assists:	17
8.	274	1972-73	# of players with assists:	18
	270	1974-75	# of players with assists:	20
	267	1978-79	# of players with assists:	22

SAVES IN SEASON, TEAM

1.	1030	1985-86	Games: 32	SV/game: 32.19
2.	1026	1980-81	Games: 31	SV/game: 33.10
3.	1004	1997-98	Games: 33	SV/game: 30.42
4.	978	1996-97	Games: 35	SV/game: 27.94
5.	951	1979-80	Games: 31	SV/game: 30.68
6.	949	2010-11	Games: 34	SV/game: 27.91
7.	948	2007-08	Games: 36	SV/game: 26.33
8.	938	1993-94	Games: 30	SV/game: 31.27
9.	936	2015-16	Games: 34	SV/game: 27.53
10.	931	1984-85	Games: 30	SV/game: 31.03

GOALS-AGAINST AVERAGE, SEASON

1.	1.24	2004-05	GA: 44	Minutes: 2134:19
2.	1.26	2002-03	GA: 46	Minutes: 2187:32
3.	1.48	1967-68	GA: 43	Minutes: 1740:00
4.	1.52	2017-18	GA: 50	Minutes: 1978:38
5.	1.54	2019-20	GA: 45	Minutes: 1750:43
6.	1.59	1966-67	GA: 46	Minutes: 1740:00
7.	1.68	2001-02	GA: 61	Minutes: 2176:41
8.	1.80	2023-24	GA: 64	Minutes: 2135:41
9.	1.82	2003-04	GA: 59	Minutes: 1942:47
10.	1.84	2009-10	GA: 63	Minutes: 2049:53

SHUTOUTS, SEASON

1.	10	2004-05
	10	2017-18
3.	9	2002-03
4.	7	2008-09
	7	2009-10
	7	2015-16
	6	1967-68
8.	6	2011-12
9.	5	Eight times, <b>Last: 2022-23</b>

CAREER POINTS

1.	271	Lance Nethery	1975-79
2.	207	Brock Tredway	1977-81
3.	200	Roy Kerling	1977-78, 1979-82
4.	187	Doug Ferguson	1964-67
5.	177	Duanne Moeser	1982-86
6.	165	Larry Fullan	1969-72
7.	160	Peter Tufford	1966-69
8.	159	Gary Cullen	1981-85
9.	154	James Vaughan	1974-77
10.	153	Doug Derrauagh	1987-91

CAREER GOALS SCORED

1.	113	Brock Tredway	1977-81
2.	93	Roy Kerling	1977-78, 1979-82
3.	91	Doug Ferguson	1964-67
	91	Lance Nethery	1975-79
5.	81	Duanne Moeser	1982-86
6.	73	Joe Nieuwendyk	1984-87
7.	71	James Vaughan	1974-77
	71	Matt Moulson	2002-06
9.	68	John Hughes	1967-70
	68	Peter Tufford	1966-69
	68	Trent Andison	1987-91

CAREER ASSISTS

1.	180	Lance Nethery	1975-79
2.	108	Larry Fullan	1969-72
3.	107	Roy Kerling	1977-78, 1979-82
4.	105	Gary Cullen	1981-85
5.	96	Doug Ferguson	1964-67
	96	Duanne Moeser	1982-86
7.	95	Brian Cornell	1966-69
8.	94	Brock Tredway	1977-81
9.	93	Kyle Knopp	1995-99
10.	92	Brian Campbell	1973-76
	92	Peter Tufford	1966-69

CAREER SAVES

1.	2988	Andy Iles	2010-14
2.	2824	Ben Scrivens	2006-10
3.	2462	Jason Elliott	1994-98
4.	2403	Mitch Gillam	2013-17
5.	2305	Ian Shane	2021-Pres.
6.	2228	Corrie D'Alessio	1987-91
7.	2225	Brian Hayward	1978-82
8.	2208	David McKee	2003-06
9.	2143	Darren Eliot	1979-83
10.	2052	Matt Underhill	1998-02

CAREER GOALS-AGAINST AVERAGE

1.	1.29	Dave LeNeveu	2001-03
2.	1.60	Ken Dryden	1966-69
3.	1.64	Matthew Galajda	2017-20
4.	1.71	David McKee	2003-06
5.	1.84	Ian Shane	2021-Pres.
6.	1.91	Ben Scrivens	2006-10
7.	2.13	Brian Cropper	1968-71
8.	2.15	Mitch Gillam	2013-17
9.	2.26	Andy Iles	2010-14
10.	2.32	Matt Underhill	1998-02

CAREER SHUTOUTS

1.	19	Matthew Galajda	2017-20
	19	Ben Scrivens	2006-10
3.	18	David McKee	2003-06
4.	14	Ian Shane	2021-Pres.
5.	13	Ken Dryden	1966-69
6.	11	Dave LeNeveu	2001-03
	11	Mitch Gillam	2013-17
8.	10	Laing Kennedy	1960-63
9.	9	Andy Iles	2010-14
10.	7	Brian Cropper	1968-71
	7	Errol McKibbon	1963-66



2024-25 OVERALL STATISTICS

Overall **19-10-6** Home **9-4-1** Away **6-6-4** Neutral **4-0-1** ECAC Hockey **10-8-4**

#	PLAYER	GP	G	A	PTS	SH	SH%	+/-	PN-MIN	MIN	MAJ	OTH	PPG	SHG	FG	GWG	GTG	OTG	HT	PN	UA	BLK	SHOOTOUTS		
																							G	ATT	PCT
14	Ryan Walsh	35	16	14	30	90	.178	+12	8-16	8	0	0	3	0	1	2	1	0	0	0	1	18	3	5	.600
17	Dalton Bancroft	35	15	11	26	98	.153	+10	12-46	8	2	2	3	2	2	4	0	0	1	0	1	20	0	2	.000
19	Sullivan Mack	31	9	14	23	65	.138	+11	4-19	2	1	1	2	0	2	2	0	0	0	0	0	9	0	0	—
26	Ondrej Psenicka	29	9	13	22	55	.164	+9	5-10	5	0	0	3	0	2	1	1	0	0	0	1	19	0	0	—
12	Tim Rego	35	8	14	22	52	.154	+14	5-18	4	0	1	1	0	2	2	0	1	0	0	0	28	0	0	—
16	Charlie Major	27	5	13	18	57	.088	+8	3-6	3	0	0	1	0	1	1	0	1	0	0	0	8	0	0	—
9	Jack O'Leary	34	7	9	16	42	.167	+5	4-19	2	1	1	0	0	1	3	2	0	0	0	0	11	0	1	.000
38	Jonathan Castagna	31	5	10	15	60	.083	+2	10-20	10	0	0	1	0	1	0	0	0	0	0	0	20	0	0	—
21	Ben Robertson	35	2	13	15	52	.038	+9	4-8	4	0	0	1	0	0	0	0	0	0	0	0	28	0	0	—
28	Nick DeSantis	32	8	6	14	43	.186	+11	8-24	7	0	1	1	0	2	1	1	0	0	0	2	9	2	2	1.000
18	Kyler Kovich	35	5	9	14	40	.125	+13	11-25	10	1	0	0	1	1	1	0	0	0	0	0	15	0	0	—
6	George Fegaras	29	1	13	14	48	.021	+2	5-10	5	0	0	0	0	0	0	0	0	0	0	0	17	0	0	—
10	Jake Kraft	35	7	6	13	55	.127	+6	2-4	2	0	0	0	0	2	1	0	0	0	0	1	10	0	0	—
5	Hoyt Stanley	34	2	11	13	31	.065	+15	13-40	10	2	1	0	0	1	0	0	0	0	0	1	44	0	0	—
27	Michael Suda	35	0	11	11	37	.000	+12	12-24	12	0	0	0	0	0	0	0	0	0	0	0	31	3	4	.750
22	Kyle Penney	24	6	1	7	45	.133	+9	2-15	0	1	1	0	1	1	0	0	0	0	0	1	11	0	0	—
4	Hank Kempf	35	2	5	7	28	.071	+6	8-16	8	0	0	0	0	0	0	0	0	0	0	0	30	0	1	.000
15	Tyler Catalano	35	2	4	6	25	.080	+1	9-26	8	0	1	0	0	0	1	0	0	0	0	0	9	0	0	—
3	Jack O'Brien	29	0	3	3	15	.000	+4	1-2	1	0	0	0	0	0	0	0	0	0	0	0	7	0	0	—
24	Nicholas Wolfenberg	14	1	1	2	8	.125	+2	1-2	1	0	0	0	0	0	0	0	0	0	0	0	3	0	0	—
7	Jimmy Rayhill	6	0	1	1	3	.000	E	0-0	0	0	0	0	0	0	0	0	0	0	0	0	2	0	0	—
30	Ian Shane	33	0	1	1	0	.000	E	1-2	1	0	0	0	0	0	0	0	0	0	0	0	0	0	0	—
33	Remington Keopple	5	0	1	1	0	.000	E	0-0	0	0	0	0	0	0	0	0	0	0	0	0	0	0	0	—
11	Sean Donaldson	17	0	0	0	15	.000	-7	4-19	2	1	1	0	0	0	0	0	0	0	0	0	1	0	0	—
13	Marian Mosko	2	0	0	0	1	.000	-1	0-0	0	0	0	0	0	0	0	0	0	0	0	0	1	0	0	—
29	Parker Murray	3	0	0	0	1	.000	E	1-2	1	0	0	0	0	0	0	0	0	0	0	0	0	0	0	—
TEAM		3-6																							
TOTALS		35	110	184	294	966	.114	+153	136-379	117	9	10	16	4	19	19	5	2	1	0	8	351	8	15	.533
OPPONENTS		35	79	129	208	799	.099	-170	137-329	127	5	5	18	3	16	10	1	0	1	0	7	446	3	16	.188

#	PLAYER	GP-GS	MIN	GA	GAA	SV	SV%	W	L	T	SHO	PPG	SHG	ENG
30	Ian Shane	33-33	1912:16	70	2.20	652	.903	17	10	6	3	17	2	0
33	Remington Keopple	5-2	209:37	3	0.86	68	.958	2	0	0	1	1	0	0
EMPTY NET			25:44	6	—	—	—	—	—	—	—	0	1	6
TOTALS		35	2147:37	79	2.21	720	.901	19	10	6	4	18	3	6
OPPONENTS		35	2147:37	110	3.07	856	.886	10	19	6	1	16	4	7

FACEOFFS

#	PLAYER	W	L	PCT
28	Nick DeSantis	5	2	.714
38	Jonathan Castagna	276	199	.581
14	Ryan Walsh	411	320	.562
18	Kyler Kovich	116	105	.525
16	Charlie Major	101	100	.502
15	Tyler Catalano	104	103	.502
26	Ondrej Psenicka	13	13	.500
9	Jack O'Leary	7	7	.500
12	Tim Rego	1	1	.500
22	Kyle Penney	20	25	.444
17	Dalton Bancroft	7	9	.438
19	Sullivan Mack	6	8	.429
10	Jake Kraft	3	9	.250
7	Jimmy Rayhill	0	1	.000
11	Sean Donaldson	0	1	.000
TOTALS		1071	903	.543
OPPONENTS		903	1071	.457

POWER-PLAY SCORING

#	PLAYER	G	A	PTS	SH	SH%
6	George Fegaras	0	8	8	4	.000
14	Ryan Walsh	3	4	7	23	.130
12	Tim Rego	1	5	6	11	.091
16	Charlie Major	1	5	6	18	.056
17	Dalton Bancroft	3	2	5	29	.103
26	Ondrej Psenicka	3	1	4	14	.214
21	Ben Robertson	1	3	4	19	.053
19	Sullivan Mack	2	0	2	11	.182
38	Jonathan Castagna	1	1	2	12	.083
28	Nick DeSantis	1	0	1	6	.167
18	Kyler Kovich	0	1	1	0	.000
27	Michael Suda	0	1	1	1	.000

SHORT-HANDED SCORING

#	PLAYER	G	A	PTS	SH	SH%
17	Dalton Bancroft	2	0	2	6	.333
18	Kyler Kovich	1	0	1	2	.500
22	Kyle Penney	1	0	1	3	.333
14	Ryan Walsh	0	1	1	5	.000
19	Sullivan Mack	0	1	1	0	.000

PERIOD-BY-PERIOD STATS

GOALS	1ST	2ND	3RD	OT	TOTAL
Cornell	35	29	44	2	110
Opponents	22	36	21	0	79
Difference	+13	-7	+23	+2	+31
SHOTS	1ST	2ND	3RD	OT	TOTAL
Cornell	286	298	349	33	966
Opponents	249	308	230	12	799
Difference	+37	-10	+119	+21	+167
SAVES	1ST	2ND	3RD	OT	TOTAL
Cornell	227	272	209	12	720
Opponents	251	269	305	31	856
Difference	-24	+3	-96	-19	-136

2024-25 ECAC HOCKEY STATISTICS

Overall19-10-6

Home9-4-1

Away6-6-4

Neutral4-0-1

ECAC Hockey10-8-4

#	PLAYER	GP	G	A	PTS	SH	SH%	+/-	PN-MIN	MIN	MAJ	OTH	PPG	SHG	FG	GWG	GTG	OTG	HT	PN	UA	BLK	SHOOTOUTS			
																							G	ATT	PCT	
17	Dalton Bancroft	22	12	8	20	65	.185	+8	7-36	3	2	2	3	0	2	3	0	0	1	0	0	13	2	3	.667	
14	Ryan Walsh	22	10	8	18	58	.172	+7	5-10	5	0	0	3	0	1	2	1	0	0	0	0	12	0	1	.000	
12	Tim Rego	22	3	12	15	27	.111	+5	4-16	3	0	1	0	0	1	0	0	0	0	0	0	18	0	0	—	
26	Ondrej Psenicka	16	6	8	14	33	.182	+9	4-8	4	0	0	2	0	1	0	0	0	0	0	1	11	0	0	—	
19	Sullivan Mack	18	4	10	14	31	.129	+5	2-4	2	0	0	0	0	0	0	0	0	0	0	0	5	0	0	—	
9	Jack O'Leary	21	4	8	12	27	.148	0	2-15	0	1	1	0	0	1	2	1	0	0	0	0	5	0	0	—	
16	Charlie Major	14	3	8	11	28	.107	+6	1-2	1	0	0	0	0	1	1	0	1	0	0	0	7	0	1	.000	
6	George Fegaras	18	1	10	11	24	.042	+3	5-10	5	0	0	0	0	0	0	0	0	0	0	0	11	0	0	—	
10	Jake Kraft	22	5	5	10	33	.152	+3	1-2	1	0	0	0	0	1	1	0	0	0	0	1	9	0	0	—	
18	Kyler Kovich	22	4	6	10	28	.143	+12	6-15	5	1	0	0	0	1	1	0	0	0	0	0	8	0	0	—	
28	Nick DeSantis	21	5	4	9	35	.143	+9	7-22	6	0	1	1	0	1	0	1	0	0	0	1	4	0	0	—	
21	Ben Robertson	22	2	7	9	28	.071	-1	2-4	2	0	0	1	0	0	0	0	0	0	0	0	21	2	2	1.000	
38	Jonathan Castagna	18	2	5	7	30	.067	-6	3-6	3	0	0	0	0	0	0	0	0	0	0	0	13	0	0	—	
5	Hoyt Stanley	21	1	6	7	24	.042	+8	9-32	6	2	1	0	0	1	0	0	0	0	0	0	26	0	0	—	
4	Hank Kempf	22	2	3	5	17	.118	+5	4-8	4	0	0	0	0	0	0	0	0	0	0	0	19	0	0	—	
27	Michael Suda	22	0	5	5	20	.000	+8	7-14	7	0	0	0	0	0	0	0	0	0	0	0	22	2	3	.667	
22	Kyle Penney	16	4	0	4	31	.129	+3	2-15	0	1	1	0	1	0	0	0	0	0	0	1	5	0	0	—	
15	Tyler Catalano	22	1	3	4	21	.048	+1	7-22	6	0	1	0	0	0	0	0	0	0	0	0	6	0	0	—	
3	Jack O'Brian	16	0	3	3	12	.000	+4	0-0	0	0	0	0	0	0	0	0	0	0	0	0	3	0	0	—	
7	Jimmy Rayhill	6	0	1	1	3	.000	0	0-0	0	0	0	0	0	0	0	0	0	0	0	0	2	0	0	—	
30	Ian Shane	20	0	1	1	0	.000	0	1-2	1	0	0	0	0	0	0	0	0	0	0	0	0	0	0	0	—
33	Remington Keopple	4	0	1	1	0	.000	0	0-0	0	0	0	0	0	0	0	0	0	0	0	0	0	0	0	0	—
11	Sean Donaldson	12	0	0	0	14	.000	-6	4-19	2	1	1	0	0	0	0	0	0	0	0	0	1	0	0	—	
13	Marian Mosko	2	0	0	0	1	.000	-1	0-0	0	0	0	0	0	0	0	0	0	0	0	0	1	0	0	—	
24	Nicholas Wolfenberg	10	0	0	0	4	.000	+1	0-0	0	0	0	0	0	0	0	0	0	0	0	0	3	0	0	—	
29	Parker Murray	3	0	0	0	1	.000	0	1-2	1	0	0	0	0	0	0	0	0	0	0	0	0	0	0	0	—
TEAM		3-6																								
TOTALS		22	69	122	191	595	.116	+83	87-270	70	8	9	10	1	11	10	3	1	1	0	4	225	6	10	.600	
OPPONENTS		22	53	83	136	473	.112	-91	92-247	81	5	3	12	2	11	8	1	0	1	0	5	282	3	10	.300	

#	PLAYER	GP-GS	MIN	GA	GAA	SV	SV%	W	L	T	SHO	PPG	SHG	ENG
30	Ian Shane	20-20	1154:35	45	2.34	362	.889	8	8	4	2	11	1	0
33	Remington Keopple	4-2	172:34	3	1.04	58	.951	2	0	0	1	1	0	0
EMPTY NET			15:49	5	—	—	—	—	—	—	—	0	1	5
TOTALS		22	1342:58	53	2.37	420	.888	10	8	4	3	12	2	5
OPPONENTS		22	1342:58	69	3.08	526	.884	8	10	4	0	10	1	1

FACEOFFS

#	PLAYER	W	L	PCT
28	Nick DeSantis	3	1	.750
38	Jonathan Castagna	166	113	.595
14	Ryan Walsh	272	198	.579
18	Kyler Kovich	69	60	.535
15	Tyler Catalano	72	66	.522
12	Tim Rego	1	1	.500
22	Kyle Penney	16	18	.471
26	Ondrej Psenicka	8	9	.471
9	Jack O'Leary	5	6	.455
17	Dalton Bancroft	5	6	.455
16	Charlie Major	46	65	.414
10	Jake Kraft	2	8	.200
19	Sullivan Mack	1	4	.200
7	Jimmy Rayhill	0	1	.000
11	Sean Donaldson	0	1	.000
TOTALS		666	557	.545
OPPONENTS		557	666	.455

POWER-PLAY SCORING

#	PLAYER	G	A	PTS	SH	SH%
6	George Fegaras	0	6	6	4	.000
14	Ryan Walsh	3	2	5	16	.188
17	Dalton Bancroft	3	1	4	17	.176
21	Ben Robertson	1	3	4	10	.100
12	Tim Rego	0	4	4	4	.000
16	Charlie Major	0	3	3	10	.000
26	Ondrej Psenicka	2	0	2	10	.200
28	Nick DeSantis	1	0	1	6	.167
38	Jonathan Castagna	0	1	1	7	.000

SHORT-HANDED SCORING

#	PLAYER	G	A	PTS	SH	SH%
22	Kyle Penney	1	0	1	2	.500

PERIOD-BY-PERIOD STATS

GOALS	1ST	2ND	3RD	OT	TOTAL
Cornell	21	24	23	1	69
Opponents	14	20	19	0	53
Difference	+7	+4	+4	+1	+16
SHOTS					
Cornell	178	188	209	20	595
Opponents	161	166	142	4	473
Difference	+17	+22	+67	+16	+122
SAVES					
Cornell	147	146	123	4	420
Opponents	157	164	186	19	526
Difference	-10	-18	-63	-15	-106

2024-25 PERIOD-BY-PERIOD COMPARISONS

DATE		OPPONENT		GOALS																SHOTS															
				TOTAL			CU BY PERIOD				OPP BY PERIOD				+/- BY PERIOD				TOTAL			CU BY PERIOD				OPP BY PERIOD				+/- BY PERIOD					
				CU	OPP	+/-	1	2	3	OT	1	2	3	OT	1	2	3	OT	CU	OPP	+/-	1	2	3	OT	1	2	3	OT	1	2	3	OT		
11/1	North Dakota	4	1	+1	3	0	1	—	1	0	0	—	+2	0	+1	—	21	24	-3	6	10	5	—	5	10	9	—	+1	0	-4	—				
11/2	North Dakota	5	3	+2	1	1	3	—	0	3	0	—	+1	-2	+3	—	28	28	0	11	4	13	—	5	15	8	—	+6	-11	+5	—				
11/8	Yale	2	2	0	1	1	0	0	1	1	0	0	0	0	0	0	33	10	+23	5	10	13	5	3	6	0	1	+2	+4	+13	+4				
11/9	Brown	3	1	+2	0	1	2	—	1	0	0	—	-1	+1	+2	—	31	19	+12	7	11	13	—	9	5	5	—	-2	+6	+8	—				
11/15	at Dartmouth	3	4	-1	0	1	2	—	0	2	2	—	0	-1	0	—	32	23	+9	11	7	14	—	8	5	10	—	+3	+2	+4	—				
11/16	at Harvard	2	2	0	0	1	1	0	1	1	0	0	-1	0	+1	0	26	34	-8	6	5	12	3	13	11	10	0	-7	-6	+2	+3				
11/22	Quinnipiac	1	3	-2	1	0	0	—	1	0	2	—	0	0	-2	—	16	23	-7	5	5	6	—	5	9	9	—	0	-4	-3	—				
11/23	Princeton	5	0	+5	3	0	2	—	0	0	0	—	+3	0	+2	—	24	24	0	12	7	5	—	8	9	7	—	+4	-2	-2	—				
11/30	vs. Quinnipiac	3	3	0	2	0	1	0	0	3	0	0	+2	-3	+1	0	33	29	+4	15	4	13	1	6	14	6	3	+9	-10	+7	-2				
12/6	Colgate	3	2	+1	0	1	1	1	1	1	0	0	-1	0	+1	+1	31	10	+21	5	12	11	3	4	4	2	0	+1	+8	+9	+3				
12/7	at Colgate	3	6	-3	1	1	1	—	1	2	3	—	0	-1	-2	—	20	22	-2	3	9	8	—	8	5	9	—	-5	+4	-1	—				
1/3	vs. UMass	4	2	+2	0	1	3	—	1	1	0	—	-1	0	+3	—	35	24	+11	9	10	16	—	6	13	5	—	+3	-3	+11	—				
1/4	at Arizona State	0	4	-4	0	0	0	—	2	2	0	—	-2	-2	0	—	34	28	+6	8	9	17	—	11	12	5	—	-3	-3	+12	—				
1/10	at Sacred Heart	1	1	0	1	0	0	0	1	0	0	0	0	0	0	0	41	18	+23	9	13	12	7	5	6	6	1	+4	+7	+6	+6				
1/11	at Sacred Heart	2	4	-2	0	1	1	—	1	2	1	—	-1	-1	0	—	29	21	+8	8	11	10	—	7	9	5	—	+1	+2	+5	—				
1/17	at Princeton	6	2	+4	2	2	2	—	1	0	1	—	+1	+2	+1	—	31	25	+6	10	13	8	—	7	9	9	—	+3	+4	-1	—				
1/18	at Quinnipiac	2	2	0	1	0	1	0	0	2	0	0	+1	-2	+1	0	25	24	+1	7	6	6	6	6	15	3	0	+1	-9	+3	+6				
1/24	Harvard	4	1	+3	2	1	1	—	0	1	0	—	+2	0	+1	—	24	15	+9	11	7	6	—	6	6	3	—	+5	+1	+3	—				
1/25	Dartmouth	1	6	-5	0	1	0	—	1	2	3	—	-1	-1	-3	—	17	30	-13	6	6	5	—	7	11	12	—	-1	-5	-7	—				
1/31	at St. Lawrence	1	2	-1	0	1	0	—	1	1	0	—	-1	0	0	—	28	29	-1	5	10	13	—	10	15	4	—	-5	-5	+9	—				
2/1	at Clarkson	3	3	0	2	1	0	0	1	2	0	0	+1	-1	0	0	27	37	-10	8	4	12	3	11	11	12	3	-3	-7	0	0				
2/7	RPI	4	2	+2	1	1	2	—	0	0	2	—	+1	+1	0	—	30	18	+12	13	7	10	—	6	3	9	—	+7	+4	+1	—				
2/8	Union	1	4	-3	0	1	0	—	1	1	2	—	-1	0	-2	—	31	24	+7	8	12	11	—	13	5	6	—	-5	+7	+5	—				
2/14	at Brown	6	1	+5	1	3	2	—	0	0	1	—	+1	+3	+1	—	31	18	+13	7	14	10	—	5	8	5	—	+2	+6	+5	—				
2/15	at Yale	5	3	+2	2	3	0	—	0	2	1	—	+2	+1	-1	—	22	26	-4	10	8	4	—	6	10	10	—	+4	-2	-6	—				
2/21	Clarkson	1	3	-2	0	1	0	—	0	1	2	—	0	0	-2	—	25	11	+14	6	10	9	—	4	3	4	—	+2	+7	+5	—				
2/22	St. Lawrence	6	0	+6	2	2	2	—	0	0	0	—	+2	+2	+2	—	31	13	+18	14	9	8	—	7	1	5	—	+7	+8	+3	—				
2/28	at Union	1	4	-3	1	0	0	—	3	1	0	—	-2	-1	0	—	20	17	+3	6	5	9	—	6	7	4	—	0	-2	+5	—				
3/1	at RPI	6	0	+6	1	1	4	—	0	0	0	—	+1	+1	+4	—	40	21	+19	13	11	16	—	9	8	4	—	+4	+3	+12	—				
3/8	Yale	5	1	+4	1	0	4	—	0	1	0	—	+1	-1	+4	—	33	19	+13	9	7	17	—	2	12	5	—	+7	-5	+12	—				
3/14	at Colgate	4	1	+3	1	1	2	—	0	1	0	—	+1	0	+2	—	28	22	+6	8	11	9	—	5	7	10	—	+3	+4	-1	—				
3/15	at Colgate	3	0	+3	1	0	2	—	0	0	0	—	+1	0	+2	—	22	21	+1	7	10	5	—	6	4	11	—	+1	+6	-6	—				
3/21	vs. Quinnipiac	3	2	+1	1	0	1	1	0	1	1	0	+1	-1	0	+1	22	24	-2	7	5	5	5	7	9	4	4	0	-4	+1	+1				
3/22	vs. Clarkson	3	1	+2	2	0	1	—	0	1	0	—	+2	-1	+1	—	24	31	-7	6	12	6	—	10	14	7	—	-4	-2	-1	—				
3/27	vs. Michigan State	4	3	+1	1	1	2	—	2	1	0	—	-1	0	+2	—	21	37	-16	5	4	12	—	13	17	7	—	-8	-13	+5	—				



2024-25 GAME-BY-GAME SCORING BREAKDOWN

Date	Opponent	3 O'Brien	4 Kempf	5 Stanley	6 Fegaras	7 Rayhill	8 Devlin	9 O'Leary	10 Kraft	11 Donaldson	12 Rego	13 Mosko	14 Walsh	15 Catalano	16 Major
11/1	North Dakota	0-0—0	0-0—0	0-1—1	DND	DND	DND	0-0—0	0-0—0	DND	0-0—0	DND	0-0—0	1-0—1	0-0—0
11/2	North Dakota	0-0—0	0-1—1	0-0—0	DND	DND	DND	1-0—1	1-1—2	DND	1-1—2	DND	1-2—3	0-1—1	0-1—1
11/8	Yale	DNP	0-1—1	0-0—0	DND	DND	DND	1-0—1	0-1—1	0-0—0	0-0—0	DND	0-1—1	0-0—0	0-0—0
11/9	Brown	DNP	0-0—0	0-0—0	DND	DND	DND	0-0—0	0-0—0	0-0—0	0-0—0	DND	1-0—1	0-0—0	0-0—0
11/15	at Dartmouth	0-1—1	0-0—0	0-1—1	DND	DND	DND	0-0—0	0-0—0	0-0—0	0-0—0	DND	0-0—0	1-0—1	0-1—1
11/16	at Harvard	0-0—0	0-0—0	0-0—0	DND	DND	DND	0-0—0	0-0—0	0-0—0	1-1—2	DND	1-0—1	0-0—0	0-1—1
11/22	Quinnipiac	DNP	0-0—0	0-0—0	0-0—0	DND	DND	0-0—0	0-0—0	0-0—0	0-1—1	DND	0-0—0	0-0—0	0-0—0
11/23	Princeton	0-0—0	0-0—0	0-0—0	0-2—2	DND	DND	0-1—1	1-0—1	0-0—0	0-1—1	DND	1-1—2	0-0—0	0-1—1
11/30	vs. Quinnipiac	0-0—0	0-1—1	0-0—0	0-0—0	DND	DND	1-0—1	0-0—0	0-0—0	0-0—0	DND	0-1—1	0-0—0	0-0—0
12/6	Colgate	DNP	0-1—1	0-0—0	0-1—1	DND	DND	1-0—1	0-0—0	0-0—0	0-0—0	DND	1-0—1	0-0—0	1-1—2
12/7	at Colgate	0-0—0	0-0—0	0-0—0	0-2—2	DND	DND	0-1—1	0-1—1	0-0—0	0-0—0	DND	0-0—0	0-1—1	0-0—0
1/3	vs. UMass	0-0—0	0-0—0	0-2—2	0-0—0	DND	DND	0-1—1	0-0—0	0-0—0	1-0—1	DND	1-0—1	0-0—0	0-0—0
1/4	at Arizona State	0-0—0	0-0—0	0-0—0	0-0—0	DND	DND	0-0—0	0-0—0	DND	0-0—0	DND	0-0—0	0-0—0	0-0—0
1/10	at Sacred Heart	0-0—0	0-0—0	0-0—0	0-0—0	0-1—1	DND	DND	0-0—0	0-0—0	0-0—0	DND	0-0—0	0-0—0	0-0—0
1/11	at Sacred Heart	0-0—0	0-0—0	0-0—0	0-0—0	DND	DND	0-0—0	1-0—1	DND	0-0—0	DND	1-1—2	0-0—0	0-0—0
1/17	at Princeton	0-0—0	0-0—0	0-0—0	0-0—0	0-0—0	DND	0-0—0	1-2—3	DND	0-1—1	DND	1-2—3	0-0—0	DND
1/18	at Quinnipiac	0-0—0	0-0—0	0-0—0	0-1—1	0-0—0	DND	0-0—0	0-0—0	DND	0-2—2	DND	0-0—0	0-0—0	DND
1/24	Harvard	0-0—0	0-0—0	0-0—0	0-1—1	0-0—0	DND	0-0—0	1-0—1	DND	0-1—1	DND	1-0—1	0-0—0	DND
1/25	Dartmouth	0-0—0	0-0—0	0-0—0	1-0—1	DNP	DND	0-0—0	0-0—0	DND	0-0—0	DND	0-0—0	0-0—0	DND
1/31	at St. Lawrence	0-0—0	1-0—1	DND	0-0—0	0-0—0	DND	DND	0-0—0	DND	0-0—0	0-0—0	0-0—0	0-1—1	DND
2/1	at Clarkson	0-0—0	0-1—1	1-0—1	0-0—0	0-0—0	DND	0-3—3	1-0—1	DND	0-0—0	0-0—0	0-0—0	0-0—0	DND
2/7	RPI	0-0—0	0-0—0	0-1—1	0-1—1	DND	DND	1-0—1	0-0—0	DND	0-2—2	DND	0-0—0	0-0—0	DND
2/8	Union	0-0—0	0-0—0	0-0—0	0-0—0	DND	DND	0-0—0	0-0—0	DND	0-1—1	DND	0-0—0	0-0—0	DND
2/14	at Brown	0-0—0	0-0—0	0-1—1	0-0—0	DND	DND	0-2—2	0-0—0	0-0—0	1-0—1	DND	2-1—3	0-0—0	1-1—2
2/15	at Yale	0-1—1	0-0—0	0-1—1	0-0—0	DND	DND	0-0—0	1-0—1	0-0—0	0-1—1	DND	2-1—3	0-1—1	0-1—1
2/21	Clarkson	0-0—0	0-0—0	0-0—0	0-0—0	DND	DND	0-0—0	0-0—0	0-0—0	0-0—0	DND	0-0—0	0-0—0	0-0—0
2/22	St. Lawrence	DND	1-0—1	0-1—1	0-0—0	0-1—1	DND	1-1—2	0-0—0	0-0—0	0-1—1	DND	0-1—1	0-0—0	0-2—2
2/28	at Union	0-0—0	0-0—0	0-0—0	0-0—0	DND	DND	0-0—0	0-0—0	DND	1-0—1	DND	0-0—0	0-0—0	0-0—0
3/1	at RPI	0-1—1	0-0—0	0-1—1	0-2—2	DND	DND	0-0—0	0-1—1	DND	0-0—0	DND	0-1—1	0-0—0	1-0—1
3/8	Yale	0-0—0	0-0—0	1-0—1	0-1—1	DND	DND	0-0—0	0-0—0	DND	2-0—2	DND	0-0—0	0-0—0	0-1—1
3/14	at Colgate	0-0—0	0-0—0	0-1—1	0-0—0	DND	DND	1-0—1	0-0—0	DNP	0-0—0	DND	0-0—0	0-0—0	0-2—2
3/15	at Colgate	0-0—0	0-0—0	0-0—0	0-0—0	DND	DND	0-0—0	0-0—0	DNP	0-0—0	DND	0-0—0	0-0—0	1-0—1
3/21	vs. Quinnipiac	0-0—0	0-0—0	0-0—0	0-0—0	DND	DND	0-0—0	0-0—0	DNP	1-1—2	DND	0-2—2	0-0—0	0-0—0
3/22	vs. Clarkson	DNP	0-0—0	0-0—0	0-0—0	DND	DND	0-0—0	0-0—0	DNP	0-0—0	DND	1-0—1	0-0—0	0-0—0
3/27	vs. Michigan St.	0-0—0	0-0—0	0-1—1	0-1—1	DND	DND	0-0—0	0-0—0	DNP	0-0—0	DND	2-0—2	0-0—0	1-1—2

Date	Opponent	17 Bancroft	18 Kovich	19 Mack	21 Robertson	22 Penney	23 Wallace	24 Wolfenberg	26 Psenicka	27 Suda	28 DeSantis	29 Murray	30 Shane	33 Keopple	38 Castagna
11/1	North Dakota	0-0—0	0-0—0	1-1—2	0-1—1	0-0—0	DND	1-0—1	0-0—0	0-0—0	1-0—1	DND	0-0—0	DNP	0-2—2
11/2	North Dakota	0-0—0	0-0—0	0-0—0	0-0—0	1-0—1	DND	0-0—0	0-0—0	0-1—1	0-0—0	DND	0-0—0	DNP	0-0—0
11/8	Yale	1-0—1	0-0—0	0-0—0	0-0—0	0-0—0	DND	0-0—0	DND	0-0—0	0-0—0	DND	0-0—0	DNP	0-1—1
11/9	Brown	2-1—3	0-1—1	0-0—0	0-1—1	0-0—0	DND	0-0—0	DND	0-1—1	0-0—0	DND	0-0—0	DNP	0-0—0
11/15	at Dartmouth	0-0—0	0-0—0	DND	0-1—1	2-0—2	DND	0-0—0	DND	0-0—0	0-0—0	0-0—0	0-0—0	DNP	0-0—0
11/16	at Harvard	0-0—0	0-0—0	DND	0-0—0	0-0—0	DND	0-0—0	DND	0-0—0	0-1—1	0-0—0	0-1—1	DNP	0-0—0
11/22	Quinnipiac	0-0—0	0-0—0	DND	0-0—0	0-0—0	DND	DND	0-0—0	0-0—0	0-0—0	DND	0-0—0	DNP	1-0—1
11/23	Princeton	1-0—1	0-0—0	DND	1-1—2	0-0—0	DND	DND	1-1—2	0-1—1	0-0—0	DND	0-0—0	DNP	0-0—0
11/30	vs. Quinnipiac	1-0—1	0-0—0	1-1—2	0-0—0	DND	DND	DND	0-0—0	0-0—0	0-0—0	DND	0-0—0	DNP	0-2—2
12/6	Colgate	0-0—0	0-0—0	0-0—0	0-0—0	DND	DND	DND	0-1—1	0-0—0	0-0—0	DND	0-0—0	DNP	0-1—1
12/7	at Colgate	0-1—1	1-0—1	0-0—0	0-0—0	DND	DND	DND	2-0—2	0-0—0	0-0—0	DND	0-0—0	0-0—0	0-0—0
1/3	vs. UMass	1-0—1	0-0—0	0-0—0	0-1—1	DND	DND	DND	0-1—1	0-1—1	0-0—0	DND	0-0—0	DNP	1-0—1
1/4	at Arizona State	0-0—0	0-0—0	0-0—0	0-0—0	DND	DND	0-0—0	0-0—0	0-0—0	0-0—0	DND	0-0—0	DNP	0-0—0
1/10	at Sacred Heart	0-1—1	0-0—0	0-0—0	0-0—0	DND	DND	DND	1-0—1	0-0—0	0-0—0	DND	0-0—0	DNP	0-0—0
1/11	at Sacred Heart	0-0—0	0-0—0	0-0—0	0-0—0	DND	DND	0-1—1	0-0—0	0-0—0	0-1—1	DND	0-0—0	0-0—0	0-0—0
1/17	at Princeton	1-0—1	1-0—1	0-1—1	0-2—2	DND	DND	0-0—0	0-1—1	0-2—2	0-0—0	DND	DNP	0-0—0	1-1—2
1/18	at Quinnipiac	0-0—0	0-1—1	0-0—0	0-0—0	DND	DND	0-0—0	1-0—1	0-0—0	1-0—1	DND	0-0—0	DNP	0-0—0
1/24	Harvard	0-1—1	0-0—0	0-0—0	0-0—0	0-0—0	DND	DND	0-1—1	0-0—0	2-0—2	DND	0-0—0	DNP	0-0—0
1/25	Dartmouth	0-0—0	0-0—0	0-0—0	0-0—0	0-0—0	DND	DND	0-1—1	0-0—0	0-1—1	DND	0-0—0	DNP	0-0—0
1/31	at St. Lawrence	0-0—0	0-1—1	0-0—0	0-0—0	DND	DND	0-0—0	DND	0-0—0	DND	0-0—0	0-0—0	DNP	0-0—0
2/1	at Clarkson	0-0—0	0-0—0	1-1—2	0-0—0	DND	DND	0-0—0	DND	0-0—0	0-0—0	DND	0-0—0	DNP	0-1—1
2/7	RPI	0-0—0	0-1—1	0-0—0	0-0—0	1-0—1	DND	0-0—0	1-0—1	0-0—0	1-1—2	DND	0-0—0	DNP	0-0—0
2/8	Union	0-0—0	1-0—1	0-0—0	0-0—0	0-0—0	DND	DNP	0-1—1	0-0—0	0-0—0	DND	0-0—0	DNP	0-0—0
2/14	at Brown	0-2—2	0-1—1	0-3—3	0-0—0	1-0—1	DND	DND	1-0—1	0-0—0	0-0—0	DND	0-0—0	DNP	DND
2/15	at Yale	2-0—2	0-0—0	0-2—2	0-0—0	0-0—0	DND	DND	0-1—1	0-0—0	0-0—0	DND	0-0—0	DNP	DND
2/21	Clarkson	0-0—0	0-1—1	1-0—1	0-0—0	0-0—0	DND	DND	0-0—0	0-0—0	0-1—1	DND	0-0—0	DNP	DND
2/22	St. Lawrence	3-1—4	0-0—0	1-1—2	0-2—2	0-0—0	DND	DND	0-0—0	0-0—0	0-0—0	DND	0-0—0	DNP	DND
2/28	at Union	0-1—1	0-0—0	0-1—1	0-0—0	0-0—0	DND	DND	0-0—0	0-0—0	0-0—0	DND	0-0—0	0-0—0	0-0—0
3/1	at RPI	1-1—2	1-0—1	1-1—2	1-0—1	0-0—0	DND	DND	0-1—1	0-1—1	1-0—1	DND	DNP	0-1—1	0-1—1
3/8	Yale	0-0—0	0-0—0	0-0—0	0-2—2	0-0—0	DND	DND	1-1—2	0-1—1	1-0—1	DND	0-0—0	DNP	0-0—0
3/14	at Colgate	0-0—0	0-2—2	1-0—1	0-0—0	1-1—2	DND	DND	0-0—0	0-1—1	DND	DND	0-0—0	DNP	1-0—1
3/15	at Colgate	1-1—2	0-0—0	1-0—1	0-0—0	0-0—0	DND	DND	0-1—1	0-2—2	DND	DND	0-0—0	DNP	0-0—0
3/21	vs. Quinnipiac	0-1—1	1-0—1	0-1—1	0-0—0	0-0—0	DND	DND	0-0—0	0-0—0	0-0—0	DND	0-0—0	DNP	1-0—1
3/22	vs. Clarkson	0-0—0	0-1—1	0-0—0	0-0—0	0-0—0	DND	DND	1-2—3	0-0—0	1-1—2	DND	0-0—0	DNP	0-1—1
3/27	vs. Michigan St.	0-0—0	0-0—0	1-1—2	0-2—2	0-0—0	DND	DND	0-0—0	0-0—0	0-0—0	DND	0-0—0	DNP	0-0—0

NOTE: SHADED DENOTES MULTI-GAME POINT STREAK

ACTIVE GOAL STREAKS

Ryan Walsh (2 games / 3 goals)

ACTIVE ASSIST STREAKS

No active streaks

ACTIVE POINT STREAKS

Ryan Walsh (3 games / 3-2—5)

## 2024-25 SPECIAL TEAMS GAME-BY-GAME BREAKDOWN

### Key:

○ 5-on-4 killed; ● 5-on-4 goal; □ 4-on-3 killed; ■ 4-on-3 goal; ◎ 5-on-4 major penalty killed; Ⓢ 5-on-4 major penalty goal; ▣ 4-on-3 major penalty goal;  
② 5-on-3 killed; ② 5-on-3 goal; ◇ 4-on-3 then 5-on-4 killed; ◆ 5-on-4 goal after 4-on-3 killed; Ⓢ shorthand goal; ▣ 4-on-3 major penalty killed

Date	Opponent	1st Per. PPs	2nd Per. PPs	3rd Per. PPs	OT PPs	1st Per. PKs	2nd Per. PKs	3rd Per. PKs	OT PKs
11/1	North Dakota		○	○			○	○	
11/2	North Dakota	○○○	○	○			○○○	○○	
11/8	Yale		○			●	②○		
11/9	Brown	○	○	○○		○	○		
11/15	at Dartmouth		○○	◎			③●		
11/16	at Harvard	○	○	●○		○	◎○	○	
11/22	Quinnipiac			○○		●	○		
11/23	Princeton		○○◇	●●		○	○○○		
11/30	vs. Quinnipiac	○	⑤			○	⑤○○○		
12/6	Colgate	○	○	②●			●		○
12/7	at Colgate	○	○●					②●●◎	
1/3	vs. UMass		○○				●		
1/4	at Arizona State			○		○	■	○	
1/10	at Sacred Heart		②○○	②		○		○	
1/11	at Sacred Heart		○○			○○		○	
1/17	at Princeton		○	●				○○●◎	
1/18	at Quinnipiac	●		○○			○		
1/24	Harvard	○	○	○			○○	○	
1/25	Dartmouth	○	○	ss		○○	○	○②	
1/31	at St. Lawrence		○	○○○			○	○	
2/1	at Clarkson	○	○	○	□	○●	○	○	
2/7	RPI	●	○○	○			○○	○	
2/8	Union	○		○○		○	●	○	
2/14	at Brown	○	○	○○		○	○		
2/15	at Yale	●○		○		○	○	○	
2/21	Clarkson		○○○			○○			
2/22	St. Lawrence	○○	○○●					○	
2/28	at Union	○				●○	◎	○○	
3/1	at RPI	○	○			○		◎	
3/8	Yale	○	○	○●		○	○	◎	
3/14	at Colgate		○	◇●		●			
3/15	at Colgate	○	○	●		○	○○	○○○⑤	
3/21	vs. Quinnipiac	○●	○		●		○○●	○	○
3/22	vs. Clarkson		○	○		○		○○	
3/27	vs. Michigan St.			●		●			

## 2024-25 SPECIAL TEAMS BREAKDOWN

Last Saturday vs. Clarkson					Thursday vs. Michigan State				2024-25 Totals			
Cornell PP	PPG	Opp.	Opp. Goals	PP Time	PPG	Opp.	Opp. Goals	PP Time	PPG/Opp.	Opp. Goals	Time	PP%
5-on-4	0	2	0	4:00	1	1	0	1:29	16/103	3	190:18	15.5%
5-on-3	—	—	—	—	—	—	—	—	0/3	0	2:50	0.0%
4-on-3	—	—	—	—	—	—	—	—	0/3	0	0:45	0.0%
Cornell PK	PPG	Opp.	CU Goals	PK Time	PPG	Opp.	CU Goals	PK Time	PPG/Opp.	CU Goals	Time	PK%
5-on-4	0	3	0	4:21	1	1	0	0:20	16/104	3	187:16	84.6%
5-on-3	—	—	—	—	—	—	—	—	1/4	0	4:35	75.0%
4-on-3	—	—	—	—	—	—	—	—	1/1	0	0:17	0.0%
Even Strength	CU Goals	Chances	Opp. Goals	Time	CU Goals	Chances	Opp. Goals	Time	CU Goals	Chances	Opp Goals	Time
4-on-4	—	—	—	—	—	—	—	—	2	18	2	31:52
3-on-3	—	—	—	—	—	—	—	—	0	0	0	0:00
Cornell Empty Net	CU Goals	Chances	Opp. Goals	Time	CU Goals	Chances	Opp. Goals	Time	CU Goals	Chances	Opp Goals	Time
6-on-5	—	—	—	—	—	—	—	—	0	12	5	20:54
6-on-4	—	—	—	—	—	—	—	—	0	2	1	1:30
6-on-3	—	—	—	—	—	—	—	—	0	0	0	0:00
Opp. Empty Net	CU Goals	Chances	Opp. Goals	Time	CU Goals	Chances	Opp. Goals	Time	CU Goals	Chances	Opp Goals	Time
6-on-5	1	2	0	2:15	0	1	0	0:10	6	14	1	9:53
5-on-5	0	1	0	0:21	—	—	—	—	1	1	0	0:29
6-on-4	—	—	—	—	—	—	—	—	1	6	0	5:07
6-on-3	—	—	—	—	—	—	—	—	0	1	0	0:40

*Pulled Goalie situations does not include delayed penalty scenarios*

Assessed penalty while on power play: Cornell 1, Opponents 3

GAME NUMBERS FOR HOME, ROAD, AND NEUTRAL SITES ARE BASED UPON THOSE TYPES OF GAMES

<b>SCORING</b>		<b>OVERTIMES AND SHOOTOUTS</b>	
Cornell Hat Trick at Home (1 game)	2/22/2025 vs. St. Lawrence (Dalton Bancroft)	Won Home Game in Overtime (7 games)	12/6/2024 vs. Colgate (Charlie Major)
Cornell Hat Trick on Road (55 games)	12/3/2021 at St. Lawrence (Matt Stienburg)	Won Road Game in Overtime (23 games)	1/12/2024 at Arizona State (Ben Robertson)
Cornell Hat Trick at Neutral Site (16 games)	11/26/2022 vs. UConn (Dalton Bancroft)	Won Neutral Site Game in Overtime (2 games)	3/21/2025 vs. Quinnipiac (Tim Rego)
Opponent Hat Trick at Home (3 games)	2/8/2025 vs. Union (Brandon Buhr)	Lost Home Game in Overtime (41 games)	12/2/2022 vs. Harvard (Sean Farrell)
Opponent Hat Trick on Road (107 games)	11/5/2016 at Harvard (Lewis Zerter-Gossage)	Lost Road Game in Overtime (17 games)	2/23/2024 at Clarkson (Mathieu Gosselin)
Opponent Hat Trick at Neutral Site (67 games)	3/21/2009 vs. Yale (Sean Backman)	Lost Neutral Site Game in Overtime (14 games)	3/17/2023 vs. Harvard (Alex Laferriere)
Two Hat Tricks in Game (1,012 games)	2/26/1994 vs. Yale (Jake Karam & Vincent Auger)	Won Shootout at Home (18 games)	2/17/2024 vs. Yale
Three Hat Tricks in Game (2,157 games)	1/4/1911 vs. Western Reserve (5, Edmund 'Stubby' Wagner; 3, Frank Crasswaller; 3, Jefferson Vincent)	Won Shootout on Road (6 games)	2/1/2025 at Clarkson
Defenseman Scored Hat Trick (1,356 games)	2/20/1982 vs. Maine (Joe Gallant)	Won Shootout at Neutral Site (10 games)	11/30/2024 vs. Quinnipiac
Hat Trick in Consecutive Games (1,107 games)	Doug Derrrough 1/22/1991 at Colgate; 1/26/1991 at Dartmouth	Lost Shootout at Home (11 games)	11/8/2024 vs. Yale
Hat Trick in 3+ Straight Games (1,482 games)	Brock Tredway 1/21/1978 vs. Yale; 1/25/1978 vs. Princeton; 1/28/1978 vs. Penn	Lost Shootout on Road (20 games)	1/27/2024 at Dartmouth
Scored 4+ Goals in a Game (130 games)	11/13/2021 vs. RPI (Max Andreev — 4 goals)	Lost Shootout at Neutral Site (9 games)	12/30/2023 vs. Arizona State
Scored 5+ Goals in a Game (1,850 games)	1/13/1965 vs. Hamilton (Doug Ferguson — 6 goals)	<b>TEAM SCORING</b>	
Two Multi-Goal Scorers in Game (10 games)	2/15/2025 at Yale (2, Ryan Walsh; 2, Dalton Bancroft)	Scored 10+ Goals at Home (34 games)	2/4/2023 vs. Union (W, 10-1)
Three Multi-Goal Scorers in Game (81 games)	2/4/2023 vs. Union (2, Dalton Bancroft; 2, Nick DeSantis; 2, Sam Malinski)	Scored 10+ Goals on Road (475 games)	2/18/1989 at Brown (W, 10-3)
<b>SCORING MARGINS</b>		Scored 10+ Goals at Neutral Site (165 games)	1/4/1985 vs. McGill (T, 10-10)
Cornell Shutout at Home (8 games)	11/23/2024 vs. Princeton (Ian Shane, 24 saves)	Allowed 10+ Goals at Home (563 games)	1/21/1987 vs. Colgate (L, 4-10)
Cornell Shutout on Road (0 games)	3/15/2025 at Colgate (Ian Shane, 21 saves)	Allowed 10+ Goals on Road (150 games)	3/16/2013 at Quinnipiac (L, 0-10)
Cornell Shutout at Neutral Site (7 games)	3/23/2023 vs. Denver (Ian Shane, 26 saves)	Allowed 10+ Goals at Neutral Site (134 games)	12/27/1995 vs. Colorado College (L, 0-11)
Opponent Shutout at Home (31 games)	2/18/2023 vs. St. Lawrence (Emil Zetterquist, 28 saves)	5-Goal Period at Home (34 games)	2/4/2023 vs. Union (6 goals — 1st period)
Opponent Shutout on Road (12 games)	1/4/2025 at Arizona St. (Gibson Homer, 34 saves)	5-Goal Period on Road (290 games)	11/15/2002 at Vermont (5 goals — 1st period)
Opponent Shutout at Neutral Site (14 games)	3/17/2023 vs. Harvard (Mitchell Gibson, 15 saves)	5-Goal Period at Neutral Site (8 games)	3/22/2024 vs. Dartmouth (5 goals — 3rd period)
Consecutive Shutouts (107 games)	2/25/2022 at Quinnipiac (Ian Shane, 42 saves) 2/26/2022 at Princeton (Ian Shane, 23 saves)	Two Goals in Under One Minute (5 games)	3/8/2025 vs. Yale (0:37)
Three Straight Shutouts (137 games)	2/21/2020 at Yale (Matthew Galajda, 17 saves) 2/22/2020 at Brown (Matthew Galajda, 19 saves) 2/28/2020 vs. St. Lawrence (Matthew Galajda, 26 saves)	Three Goals in Under Three Minutes (80 games)	2/10/2023 vs. Colgate (2:20)
Four Straight Shutouts (2,176 games)	2/9/1907 vs. Rochester (George Adler) 2/16/1907 at Army (George Adler) 1/18/1908 at Army (George Adler) 1/28/1908 vs. Rochester (Curtis Yohe) 1/31/1908 at RPI (George Adler) 2/8/1908 vs. Cascadilla (George Adler)	Four Goals in Under Four Minutes (81 games)	2/4/2023 vs. Union (0:54 & 3:04)
Shutout in Consecutive Games (321 games)	12/28/2014 vs. Lake State (Gordon Defiel, 39 saves) 12/29/2014 vs. Miami (Ohio) (Jay Williams, 15 saves)	Five Goals in Under Five Minutes (81 games)	2/4/2023 vs. Union (3:35)
Shutout in Three Straight Games (1,948 games)	2/6/1960 vs. Princeton (Clifford Michel, 14 saves) 2/12/1960 at Dartmouth (Tom Wahman, 15 saves) 2/13/60 at Brown (Roderick McGarry, 26 saves)	<b>SPECIAL TEAMS SCORING</b>	
Won 1-0 Game at Home (40 games)	12/3/2022 vs. Dartmouth (Travis Mitchell)	Scored 3+ Power-Play Goals (81 games)	2/4/2023 vs. Union (6 goals)
Won 1-0 Game on Road (44 games)	2/25/2022 at Quinnipiac (Jack Malone)	Scored 4+ Power-Play Goals (81 games)	2/4/2023 vs. Union (6 goals)
Won 1-0 Game at Neutral Site (245 games)	12/30/1967 vs. Toronto (Bob McGuinn — OT)	Scored 5+ Power-Play Goals (81 games)	2/4/2023 vs. Union (6 goals)
Lost 1-0 Game at Home (31 games)	2/18/2023 vs. St. Lawrence (Aleksi Peltonen)	Allowed 3+ Power-Play Goals (88 games)	1/7/2023 at RPI (4 goals)
Lost 1-0 Game on Road (120 games)	1/15/2016 at RPI (Chris Bradley)	Allowed 4+ Power-Play Goals (88 games)	1/7/2023 at RPI (4 goals)
Lost 1-0 Game at Neutral Site (14 games)	3/17/2023 vs. Harvard (Alex Laferriere — OT)	Allowed 5+ Power-Play Goals (608 games)	3/18/2006 vs. Harvard (5 goals)
Won by 5+ Goals at Home (1 game)	2/22/2025 vs. St. Lawrence (W, 6-0)	Scored SHG in Game (2 games)	3/21/2025 vs. Quinnipiac (Kyler Kovich)
Won by 5+ Goals on Road (2 games)	3/1/2025 at RPI (W, 6-0)	Scored 2+ SHG in Game (419 games)	1/13/2012 at Quinnipiac (Sean Collins & Joel Lowry)
Won by 5+ Goals at Neutral Site (15 games)	11/26/2022 vs. UConn (W, 6-0)	Allowed SHG in Game (16 games)	1/25/2025 vs. Dartmouth (CJ Foley & Cooper Flinton)
Lost by 5+ Goals at Home (5 games)	1/25/2025 vs. Dartmouth (L, 1-6)	Allowed 2+ SHG in Game (16 games)	1/25/2025 vs. Dartmouth (CJ Foley & Cooper Flinton)
Lost by 5+ Goals on Road (62 games)	1/31/2020 at Quinnipiac (L, 0-5)	Short-Handed Goal in OT (329 games)	11/14/2014 vs. Clarkson (Eric Freschi)
Lost by 5+ Goals at Neutral Site (28 games)	3/25/2017 vs. UMass Lowell (L, 0-5)	SHG in Consecutive Games (2 games)	3/15/2025 at Colgate (Dalton Bancroft) 3/21/2025 vs. Quinnipiac (Kyler Kovich)
<b>LEADS AND DEFICITS</b>		<b>EMPTY-NET GOALS</b>	
Trailed by Two Goals and Won (24 games)	12/6/2024 vs. Colgate (OTW, 3-2; trailed 2-0)	Empty-Net Goal at Home (0 games)	3/8/2025 vs. Yale (Nick DeSantis)
Trailed by Three Goals and Won (854 games)	2/6/1999 vs. Princeton (W, 8-4; trailed 3-0)	Empty-Net Goal on Road (0 games)	3/15/2025 at Colgate (Dalton Bancroft)
Trailed by Four Goals and Won (1,318 games)	12/10/1983 vs. Harvard (W, 6-5; trailed 4-0)	Empty-Net Goal at Neutral Site (1 game)	3/22/2025 vs. Clarkson (Ryan Walsh)
Trailed by Five Goals and Won (1,604 games)	12/28/1973 vs. Colo. Coll. (W, 9-8; trailed 8-3)	Allowed Empty-Net Goal at Home (2 games)	2/21/2025 vs. Clarkson (Ryan Richardson)
Led by Two Goals and Lost (133 games)	11/5/2021 vs. Harvard (L, 2-3; led 2-0)	Allowed Empty-Net Goal on Road (10 games)	1/11/2025 at Sacred Heart (Tyler Ghirardosi)
Led by Three Goals and Lost (299 games)	11/7/2015 vs. Quinnipiac (OTL, 4-5; led 3-0, 4-1)	Allowed Empty-Net Goal at Neutral Site (24 games)	11/24/2018 vs. Harvard (Adam Fox)
Led by Four Goals and Lost (1,610 games)	3/16/1973 vs. Wisconsin (OTL, 5-6; led 4-0)	Scored Multiple Empty-Net Goals (38 games)	3/22/2024 vs. Dartmouth (2, Nick DeSantis)
<b>PENALTIES</b>		Allowed Multiple Empty-Net Goals (112 games)	2/11/2022 at RPI (Jake Johnson & Jakub Lacka)
Did not commit a penalty (46 games)	2/16/2024 vs. Brown (W, 3-0)	Scored Extra-Attacker Goal (43 games)	2/24/2024 at St. Lawrence (2, Ondrej Psenicka)
Opponent did not commit a penalty (93 games)	12/2/2022 vs. Harvard (OTL, 2-3)	Scored Two Extra-Attacker Goals (43 games)	2/24/2024 at St. Lawrence (2, Ondrej Psenicka)
Neither team committed a penalty (189 games)	1/4/2019 at Princeton (W, 3-2)	Allowed Extra-Attacker Goal (13 games)	2/7/2025 vs. RPI (Dovar Tinling)
Neither team had a power-play opportunity (189 games)	1/4/2019 at Princeton (W, 3-2)	Allowed Two Extra-Attacker Goals (126 games)	12/4/2021 at Clarkson (Lukas Kaelble, Anthony Romano, Zach Tsekos)
<i>Shaded row denotes accomplished during 2024-25 season</i>		<b>PENALTY SHOTS</b>	
		Scored on Penalty Shot (59 games)	12/2/2023 vs. Colgate (Sullivan Mack)
		Unsuccessful on Penalty Shot (71 games)	3/23/2023 vs. Denver (Nick DeSantis)
		Allowed Goal on Penalty Shot (53 games)	1/20/2024 vs. Quinnipiac (Alex Power)
		Stopped Shooter on Penalty Shot (121 games)	1/8/2022 at North Dakota (Mark Senden)
		<b>GOALTENDING FEATS</b>	
		Scored a Goal (355 games)	11/26/2013 vs. Niagara (Mitch Gillam)
		Recorded a Point (6 games)	3/1/2025 at RPI (Remington Keopple — assist)
		Made 30+ Saves (0 games)	3/27/2025 vs. Michigan State (Ian Shane, 34 saves)
		Made 40+ Saves (106 games)	2/25/2022 at Quinnipiac (Ian Shane, 42 saves)
		Made 50+ Saves (364 games)	3/17/2013 at Quinnipiac (Andy Iles — 60 saves)
		Made 60+ Saves (364 games)	3/17/2013 at Quinnipiac (Andy Iles — 60 saves)