

# CORNELL BIG RED

## 2024-25 MEN'S HOCKEY GAME NOTES

TWO NATIONAL CHAMPIONSHIPS (1967, 1970) | 26 IVY LEAGUE CHAMPIONSHIPS | 14 ECAC HOCKEY CHAMPIONSHIPS

### 2024-25 SCHEDULE

#### OCTOBER

26 **TORONTO (EXH.)** (ESPN+) W, 6-2

#### NOVEMBER (4-2-3, 2-2-2 ECAC)

1 **#7 NORTH DAKOTA** (ESPN+/SNY) W, 4-1

2 **#7 NORTH DAKOTA** (ESPN+) W, 5-3

8 **YALE\*** (ESPN+) T, 2-2 (SOL)

9 **BROWN\*** (ESPN+) W, 3-1

15 at #17 Dartmouth\* (ESPN+) L, 3-4

16 at #20 Harvard\* (ESPN+/NESN) T, 2-2 (SOW)

22 **#18 QUINNIPIAC\*** (ESPN+/TSN+) L, 1-3

23 **PRINCETON\*** (ESPN+) W, 5-0

#### FROZEN APPLE (NEW YORK, N.Y.)

30 vs. #18 Quinnipiac (ESPN+/TSN+) T, 3-3 (SOW)

#### DECEMBER (1-1-0, 1-1-0 ECAC)

6 **COLGATE\*** (ESPN+/SNY) W, 3-2 (OT)

7 at Colgate\* (ESPN+) L, 3-6

#### JANUARY (3-4-2, 2-2-1 ECAC)

##### DESERT HOCKEY CLASSIC (TEMPE, ARIZ.)

3 vs. UMass (NCHC.tv) W, 4-2

4 at #19 Arizona State (NCHC.tv) L, 0-4

10 at Sacred Heart (FloHockey) T, 1-1 (SOW)

11 at Sacred Heart (FloHockey/SNY) L, 2-4

17 at Princeton\* (ESPN+/SNY) W, 6-2

18 at #16 Quinnipiac\* (ESPN+/NESN) T, 2-2 (SOW)

24 **HARVARD\*** (ESPN+) W, 4-1

25 **DARTMOUTH\*** (ESPN+) L, 1-6

31 at St. Lawrence\* (ESPN+) L, 1-2

#### FEBRUARY (4-3-1, 4-3-1 ECAC)

1 at Clarkson\* (ESPN+) T, 3-3 (SOW)

7 **RPI\*** (ESPN+/TSN+) W, 4-2

8 **UNION\*** (ESPN+) L, 1-4

14 at Brown\* (ESPN+) W, 6-1

15 at Yale\* (ESPN+/SNY) W, 5-3

21 **#19 CLARKSON\*** (ESPN+) L, 1-3

22 **ST. LAWRENCE\*** (ESPN+) W, 6-0

28 at Union\* (ESPN+) L, 1-4

#### MARCH (6-0-0, 1-0-0 ECAC)

1 at RPI\* (ESPN+) W, 6-0

#### 2025 ECAC HOCKEY CHAMPIONSHIP

8 **YALE (ESPN+)** W, 5-1

14 at Colgate (ESPN+) W, 4-1

15 at Colgate (ESPN+) W, 3-0

21 vs. #12 Quinnipiac (ESPN+) W, 3-2 (OT)

22 vs. #18 Clarkson (ESPN+) W, 3-1

#### 2025 DIVISION I MEN'S HOCKEY CHAMPIONSHIP

27 vs. #1 Michigan State (ESPN+) 5:30 p.m.

29 vs. #8 BU / #9 Ohio State (ESPNU) TBD

All game times Eastern, subject to change

\* - Denotes Ivy League contest

**Bold Red CAPS denotes home game**

### CORNELL BIG RED

### VS MICHIGAN STATE SPARTANS

GAME NO. 35 | THURSDAY, MARCH 27 | 5:30 P.M. | TOLEDO, OHIO | HUNTINGTON CENTER | MICHIGAN ST. LEADS SERIES, 6-4-1

**18-10-6**

OVERALL

**10-8-4**

ECAC HOCKEY

**16/16**

USCHO/USA TODAY

**26-6-4**

OVERALL

**15-5-4**

BIG TEN

**1/1**

USCHO/USA TODAY

**Mike Schafer**

30TH SEASON AS HEAD COACH

**560-299-117** (.634)

30TH SEASON AT CORNELL

**Adam Nightingale**

3RD SEASON AS HEAD COACH

**69-34-9** (.656)

3RD SEASON AT MICHIGAN ST.

### WEEKEND INFORMATION

#### TV BROADCASTS



**Play-by-Play:** Kevin Gehl

**Analyst:** Sean Ritchlin

**Live Stats:** cornellbigred.com

#### RADIO BROADCAST



**Play-by-Play:** Jason Weinstein

**Analyst:** Tony Eisenhut '88

**Radio Stream:** cortacatoday.com

### PUCK DROP

► Making its third consecutive appearance in the Division I Men's Hockey Championship, the No. 16-ranked Cornell men's hockey team (18-10-6) goes up against top-ranked Michigan State (26-6-4) in the Toledo Regional semifinal at the Huntington Center this evening.

► Puck drop is set for 5:30 p.m. and will be broadcast on ESPN+ with Kevin Gehl calling play-by-play and Sean Ritchlin supplying analysis. **JASON WEINSTEIN** (play-by-play) and **TONY EISENHUT '88** (analysis) will also provide commentary over the airwaves on WHCU (870 AM, 97.7 FM, cortacatoday.com).

### ROAD TO ST. LOUIS

► Cornell is participating in its 25th NCAA Division I Men's Hockey Championship this weekend. It is the 10th-most appearances by any program and the second-most by the 12 members of ECAC Hockey, trailing fellow Ivy League program and bitter rival Harvard (27).

► Joining the Big Red in the Toledo Regional this weekend are second-overall seed Michigan State (29th appearance), Boston University (40th appearance), and Ohio State (11th appearance).

► Last season, Cornell defeated Maine, 3-1, in the semifinal of the Springfield Regional powered by a two-goal outing from then-junior forward **SULLIVAN MACK** and a 31-save performance from then-junior goaltender **IAN SHANE**. The Big Red lost in the final of the Springfield Regional to Denver, the eventual national champions, 2-1.

### NOT HIS FIRST RODEO

► **MIKE SCHAFER** '86, the Jay R. Bloom '77 Head Coach of Cornell Men's Ice Hockey, is coaching in his 15th and final NCAA Tournament this weekend, as Schafer announced on this past June 13 that he would be retiring at the conclusion of the 2024-25 season.

► Schafer is one of three head coaches in this year's tournament to have coached in at least 10 NCAA Tournaments, joined by Minnesota's Bob Motzko (13) and Quinnipiac's Rand Pecknold (11). The first eight of Motzko's trips to the tournament came while at St. Cloud State.

► Schafer, who coached his first NCAA Tournament game in his first year at the helm of the Big Red program in 1995-96, has an overall record of 11-14 (.440) in NCAA Tournament contests, and has won at least one tournament game in each of his last two trips.

► The Big Red has made one Frozen Four under Schafer, coming in 2003, when it was held in Buffalo, N.Y.

► Schafer, a 1986 graduate of Cornell, is one of six head coaches in this year's tournament to be coaching their alma mater. He is joined by Boston College's Greg Brown, Denver's David Carle, Western Michigan's Pat Ferschweiler, Michigan State's Adam Nightingale, and Boston University's Jan Pandolfo.

### NCAA LEADERS

#### MOST NCAA TOURNAMENT APPEARANCES NCAA History

SCHOOL	APPS.
Minnesota	42
Michigan <i>(not in tournament)</i>	41
Boston University	40
Boston College	38
North Dakota <i>(not in tournament)</i>	35
Denver	33
Michigan State	29
Harvard <i>(not in tournament)</i>	27
Wisconsin <i>(not in tournament)</i>	27
► Cornell	25

### NCAA LEADERS

#### MOST NCAA TOURNAMENT APPEARANCES Active Head Coaches

COACH	SCHOOL(S)	APPS.
► Mike Schafer	Cornell	15
Bob Motzko	SCSU, Minnesota	13
Rand Pecknold	Quinnipiac	11
Nate Leaman	Union, Providence	8
Guy Gadowsky	Princeton, Penn State	6
David Carle	Denver	5
Greg Carvel	UMass	5
Steve Rohlik	Ohio State	5

**NOTE: Bold italics denotes current team**

### MEDIA CONTACT

#### MARSHALL HAIM

Assistant Director of Athletic Communications

✉ mh2348@cornell.edu

☎ (716) 465-4945 (mobile)

# 2024-25 CORNELL MEN'S HOCKEY ROSTER

NO	NAME	POS	HT	WT	YR	S/C	HOMETOWN	LAST TEAM	NHL	YR / RD / PICK
3	Jack O'Brien	D	6-0	184	Jr.	L	White Rock, British Columbia	Nanaimo Clippers (BCHL)		
4	Hank Kempf	D	6-2	203	Sr.	L	Wilmette, Ill.	Muskegon Lumberjacks (USHL)		2021 / 7 / 208
5	Hoyt Stanley	D	6-3	203	So.	R	West Vancouver, British Columbia	Victoria Grizzlies (BCHL)		2023 / 4 / 108
6	George Fegas	D	6-2	212	So.	R	Richmond Hill, Ontario	Muskegon Lumberjacks (USHL)		2022 / 3 / 83
7	Jimmy Rayhill	D	5-9	174	Sr.	R	New Hartford, N.Y.	Odessa Jackalopes (NAHL)		
8	Luke Devlin	F	6-3	209	So.	L	Memphis, Tenn.	West Kelowna Warriors (BCHL)		2022 / 6 / 182
9	Jack O'Leary	F	5-7	158	Sr.	R	St. James, N.Y.	Cedar Rapids RoughRiders (USHL)		
10	Jake Kraft	F	5-8	180	So.	L	Churchville, N.Y.	Cedar Rapids RoughRiders (USHL)		
11	Sean Donaldson	F	5-11	192	Jr.	L	Vancouver, British Columbia	Nanaimo Clippers (BCHL)		
12	Tim Rego	D	6-0	186	Sr.	R	Mansfield, Mass.	Brooks Bandits (AJHL)		
13	Marian Mosko	D	5-11	181	So.	L	Visolaje, Slovakia	Fargo Force (USHL)		
14	Ryan Walsh	F	6-1	188	So.	R	Rochester, N.Y.	Cedar Rapids RoughRiders (USHL)		2023 / 6 / 188
15	Tyler Catalano	F	6-4	216	So.	R	St. Louis, Mo.	Youngstown Phantoms (USHL)		
16	Charlie Major	F	5-10	180	Fr.	R	Skaneateles, N.Y.	Chicago Steel (USHL)		
17	Dalton Bancroft	F	6-3	207	Jr.	R	Madoc, Ontario	Trenton Golden Hawks (OJHL)		
18	Kyler Kovich	F	6-2	185	Sr.	L	Coquitlam, British Columbia	Tri-City Storm (USHL)		
19	Sullivan Mack	F	6-1	194	Sr.	L	Anchorage, Alaska	Salmon Arm Silverbacks (BCHL)		
21	Ben Robertson	D	5-11	191	So.	L	Potomac Falls, Va.	Waterloo Black Hawks (USHL)		
22	Kyle Penney	F	6-1	210	Sr.	L	Lawrencetown, Nova Scotia	Chilliwack Chiefs (BCHL)		
23	Winter Wallace	F	6-4	222	Jr.	R	Boulder, Colo.	Youngstown Phantoms (USHL)		
24	Nicholas Wolfenberg	D	6-2	212	Fr.	R	Calgary, Alberta	Okotoks Oilers (BCHL)		
26	Ondrej Psenicka	F	6-6	209	Sr.	L	Praha, Czechia	Waterloo Black Hawks (USHL)		
27	Michael Suda	D	6-1	187	Sr.	L	Cheektowaga, N.Y.	Fargo Force (USHL)		
28	Nick DeSantis	F	5-9	163	Jr.	R	Collegeville, Pa.	Madison Capitols (USHL)		
29	Parker Murray	F	6-5	229	Fr.	L	Manhattan Beach, Calif.	Chilliwack Chiefs (BCHL)		
30	Ian Shane	G	6-0	176	Sr.	L	Manhattan Beach, Calif.	Bismarck Bobcats (NAHL)		
33	Remington Keopple	G	6-2	184	Jr.	L	New Richmond, Wis.	Des Moines Buccaneers (USHL)		
37	Justin Katz	G	6-1	176	Fr.	R	Montréal, Québec	Powell River Kings (BCHL)		
38	Jonathan Castagna	F	6-2	200	So.	L	Etobicoke, Ontario	St. Andrew's College		2023 / 3 / 70

## COACHING AND SUPPORT STAFF

Head Coach:	Mike Schafer '86
Associate Head Coach:	Casey Jones '90
Assistant Coach:	Sean Flanagan
Dir. of Hockey Ops./Ast. Coach:	Corey Leivermann
Equipment Manager:	Sean Schmidt
Athletic Trainer:	Kait Petryszyn
Team Physician:	Dr. Dave Wentzel
Strenght & Conditioning:	Mike Missen

## PRUH-NUHN-SEE-AY-SHN GUIDE



















4	Hank Kempf	KEHM-pf
6	George Fegas	fehG-AIR-ess
12	Tim Rego	REE-go
13	Marian Mosko	MAA-skau
17	Dalton Bancroft	BAN-crawft
18	Kyler Kovich	KOH-vich
26	Ondrej Psenicka	AWN-dray zeh-NEET-skuh
27	Michael Suda	SOO-duh
28	Nick DeSantis	duh-SAN-tuhs
33	Remington Keopple	KEH-puhl
38	Jonathan Castagna	KUH-stan-yuh
HC	Mike Schafer	SHAY-fuhr
AT	Kait Petryszyn	puh-TRISH-in

## ROSTER BREAKDOWN

### BY CLASS

FRESHMAN (4)	SOPHOMORES (9)	JUNIORS (6)	SENIORS (10)
16 Major	5 Stanley	3 O'Brien	4 Kempf
29 Wolfenberg	6 Fegas	11 Donaldson	7 Rayhill
24 Murray	8 Devlin	17 Bancroft	9 O'Leary
37 Katz	10 Kraft	23 Wallace	12 Rego
	13 Mosko	28 DeSantis	18 Kovich
	14 Walsh	33 Keopple	19 Mack
	15 Catalano		22 Penney
	21 Robertson		26 Psenicka
	38 Castagna		27 Suda
			30 Shane

### BY STATE

 New York	6	 Colorado	1	 Pennsylvania	1
 British Columbia	4	 Czechia	1	 Québec	1
 Ontario	3	 Illinois	1	 Slovakia	1
 California	2	 Massachusetts	1	 Tennessee	1
 Alaska	1	 Missouri	1	 Virginia	1
 Alberta	1	 Nova Scotia	1	 Wisconsin	1

CORNELL QUICK FACTS

GENERAL INFORMATION

Location:

Ithaca, N.Y.

Enrollment:

26,284 (16,071 undergraduate)

Founded:

1865

Nickname:

Big Red

School Colors:

Carnelian Red (Pantone 187) and White

Conference:

Ivy League / ECAC Hockey

Interim President:

Michael I. Kotlikoff

Meakam Smith Director of Athletics:

Dr. Nicki Moore

Athletics Website:

CornellBigRed.com

Ticket Office Phone:

(607) 255-4247

Ticket Office Website:

BigRedTix.com

Facebook:

/CornellSports

X (formerly Twitter):

@CornellSports | @CornellMHockey

Instagram:

@CornellSports | @cornellMHockey

HISTORY

Seasons of Hockey:

108th

First Varsity Season:

1900-01

All-Time Record:

1249-774-166 (.608)

ECAC Hockey Regular-Season Titles (last):

11 (2020)

Ivy League Regular-Season Titles (last):

26 (2024)

ECAC Hockey Championship Titles (last):

14 (2025)

NCAA Tournament Appearances (last):

25 (2025)

Most Consecutive NCAA Appearances:

4 (1967-70)

Frozen Four Appearances:

8 (2003)

National Championships:

2 (1967, 1970)

NCAA Tournament Record:

21-25 (.457)

LYNAH RINK

Year Opened (Season):

1957 (68th)

Capacity:

4,267

All-Time Record:

622-236-73 (.707)

Under Mike Schafer:

293-111-48 (.701)

COACHING / SUPPORT STAFF

Head Coach:

Mike Schafer (Cornell '86)

Record at Cornell:

560-299-117 (.634)

Overall Record:

Same as above

Associate Head Coach:

Casey Jones (Cornell '90)

Assistant Coach:

Sean Flanagan (St. Lawrence '10)

Dir. of Hockey Ops./Ast. Coach:

Corey Leivermann (Gustavus Adolphus '14)

Equipment Manager:

Sean Schmidt (Ferris State '09)

Athletic Trainer:

Kait Petryszyn (SUNY Cortland '22)

2023-24 IN REVIEW

Overall Record:

22-7-6 (.714)

ECAC Hockey Record (Finish):

12-6-4 (.636) — 2nd

Home Record:

10-3-2 (.733)

Road Record:

8-3-2 (.692)

Neutral Record:

4-1-2 (.714)

ECAC Hockey Tournament:

No. 2 seed / Championship

Beat St. Lawrence in ECAC Hockey Championship, 3-1

NCAA Tournament:

No. 3 seed / Regional Final

Beat Maine in semis, 3-1; Lost to Denver in final, 2-1

USCHO.com Poll Ranking (final):

9th

USA Hockey/The Rink Live Poll Ranking (final):

9th

2024-25 TEAM INFORMATION

Letterwinners Returning / Lost:

25 / 3

Newcomers:

4

Fr / So / Jr / Sr:

4 / 10 / 6 / 10

#YELLCORNELL

TALE OF THE TAPE

as of 3/22/25

C

18-10-6

26-6-4

Overall Record

18-10-6

26-6-4

60-Minute Record

16-10-8

23-5-8

Overtime Record

2-0-6

3-1-4

Shootout Record

5-1

2-2

Team Offense

3.12

3.50

National Rank

20th

8th

Conference Offense

3.14

3.83

Conference Rank

5th

1st

Team Defense

2.24

2.03

National Rank

11th

4th

Conference Defense

2.41

2.50

Conference Rank

4th

1st

PP Percentage

.143

.245

National Rank

60th

12th

Conference PP. Pct.

.143

.276

Conference Rank

11th

2nd

Penalty Kill Pct.

.838

.826

National Rank

12th

18th

Conference PK Pct.

.815

.792

National Rank

5th

1st

FACEOFF PERCENTAGES

C

CORNELL

(53.9%; 10th)

W

L

PCT

38 Jonathan Castagna

267

193

.580

14 Ryan Walsh

392

310

.558

18 Kyler Kovich

109

100

.522

16 Charlie Major

100

100

.500

15 Tyler Catalano

99

100

.497

M

MICHIGAN STATE

(51.3%; 20th)

W

L

PCT

13 Tiernan Shoudy

253

207

.550

15 Charlie Stramel

370

348

.515

21 Red Savage

96

91

.513

28 Karsen Dorwart

295

300

.496

19 Mikey DeAngelo

114

131

.465

LAST TIME OUT

► Sixth-seeded Cornell hoisted the Whitelaw Cup for a second consecutive season as the Big Red registered its ECAC Hockey-leading 14th conference championship with a 3-1 victory against second-seeded and No. 18-ranked Clarkson last Saturday evening at the 1980 Rink – Herb Brooks Arena.

► Senior forward **ONDREJ PSENICKA** factored on all three Cornell's goals, scoring once and tallying two assists, to pace the Big Red's offense. Junior forward **NICK DeSANTIS** (goal and assist) and sophomore forward **JONATHAN CASTAGNA** (two assists) also had multi-point nights. Sophomore forward **RYAN WALSH** tallied an empty-net goal to round out the scoring, aiding senior goaltender **IAN SHANE** (30 saves) in recording his 65th career victory to match **DAVID McKEE** and **BEN SCRIVENS** for the second-most wins by a Big Red goaltender.

RED-HOT RED

► All three facets of Cornell's game have been clicking on all cylinders recently, as the Big Red enters this weekend as one of two Division I programs (Quinnipiac) that has averaged at least 3.75 goals scored per game while allowing under 1.50 goals against per game, dating back to Feb. 14.

► Cornell's average of 3.91 goals per game (43 goals in 11 games) ranks third nationally for the period, trailing Western Michigan (5.00 — 60 goals in 12 games) and Quinnipiac (4.22 — 38 goals in 9 games). UConn (3.88 — 31 goals in 8 games) is the closest program during the timeframe to average four goals per game.

► Cornell's 43 goals scored rank as the third-most by a Division I program since Feb. 14, behind NCHC foes Western Michigan (60) and Denver (50), and is ahead of ECAC Hockey rivals Quinnipiac (38) and Clarkson (37).

► While Cornell's offense has been on a roll recently, so has the Big Red's defense, which ranks fourth in goals allowed per game (1.45). Only Minnesota State (1.00 — 8 goals in 8 games), LIU (1.33 — 8 goals in 6 games), and Quinnipiac (1.44 — 13 goals in 9 games) have better averages. The Big Red also owns the third-best penalty kill (91.2 percent — 31-of-34), trailing Stonehill (100 percent — 11-of-11) and Lindenwood (93.3 percent — 14-of-15).

► With an average margin of victory of +2.45 since Feb. 14, Cornell ranks behind Quinnipiac (+2.78) and Minnesota (+2.63) for the best scoring margin during the period while serving as one of five teams (Western Michigan — +2.08; LIU — +2.00) to have an average win margin of two goals.

► Cornell is tied with Western Michigan (six games) for the longest active win streak heading into this weekend's portion of the NCAA Tournament.

NCAA LEADERS

TOP SCORING OFFENSES

Since Feb. 14 (as of 3/25/25)

SCHOOL

GP

G

GPG

Western Michigan

12

60

5.00

Quinnipiac

9

38

4.22

► Cornell

11

43

3.91

Connecticut

8

31

3.88

Denver

13

50

3.85

Penn State

9

34

3.78

TOP SCORING DEFENSES

Since Feb. 14 (as of 3/25/25)

SCHOOL

GP

GA

GPG

Minnesota State

8

8

1.00

Long Island

6

8

1.33

Quinnipiac

9

13

1.44

► Cornell

11

16

1.45

Boston College

8

13

1.63

Bentley

9

15

1.67

3 | 2024-25 BIG RED MEN'S HOCKEY

CORNELL GAME NOTES | GAME NO. 35 VS. MICHIGAN STATE

## MEDIA INFORMATION

### ATHLETIC COMMUNICATIONS

Jeremy Hartigan

Sr. Associate Director of Athletics for Communications

Marshall Haim

Assistant Director of Athletic Communications (MIH)

Phone: (716) 465-4945

Email: mh2348@cornell.edu

TBA

Assistant Director of Athletic Communications

Aaron Kelly

Assistant Director of Athletic Communications

Sydney Duenckel

Athletic Communications Intern

### MEDIA CREDENTIALS

► All media credential requests must be submitted to the Cornell men's hockey SID, Marshall Haim, at least 48 hours in advance of the desired game(s) in which the media member(s) are requesting.

► If approved for media credentials, media members can acquire their credential at the will-call window inside Bartels Hall, the building connected to the east of Lynah Rink.

### WEEKLY MEDIA AVAILABILITY

► **MIKE SCHAFER** '86 and requested Cornell men's hockey student-athletes will be made available to the media each week throughout the season. Media availability will be held following every Tuesday practice, at approximately 5 p.m. Times and dates subject to change. Specific student-athlete requests should be made through Cornell's athletic communications office at least 24 hours in advance.

### INTERVIEW REQUESTS

► Outside of weekly media availability, interview requests for student-athletes and coaching staff members may be requested through the Cornell athletic communications office. Every interview request will be attempted to be accommodated, but student-athletes are requested to not miss any classes, study halls, practices, or any potential medical treatments.

### PRACTICES

► All Cornell men's hockey practices and morning skates are not open to the public.

### POSTGAME INTERVIEWS

► **MIKE SCHAFER** '86, the Jay R. Bloom '77 Head Coach of Cornell Men's Ice Hockey, and selected student-athletes will be made available to the media following a 10-minute cooling down period.

► All postgame interviews involving Cornell at Lynah Rink will be conducted inside the hockey office. On the road, postgame interviews will take place in a designated area or outside the team's dressing room.

### DRESSING ROOM ACCESS

► The Cornell men's hockey dressing room, both at home and on the road, is closed to all media members.

### LYNAH RINK PRESS BOX

► Line charts and game notes will be made available for the working media inside the Lynah Rink press box at least 90 minutes prior to puck drop. Wireless internet access is available inside Lynah Rink for working media members only.

**CORNELL**  
HOCKEY

## THIS DAY IN CORNELL MEN'S HOCKEY HISTORY

### MARCH

27

Cornell is 0-1-0 all-time on March 27; 0-1-0 under **MIKE SCHAFER**

**March 27, 2005:** In Cornell's only other game played on March 27, the Big Red fell to Minnesota, 2-1, in overtime in the West Regional final of the 2005 NCAA Tournament at Mariucci Arena. **MITCH CAREFOOT** scored a short-handed goal and **DAVID McKEE** made 37 saves in goal for Cornell.

### IT'S AWARD SEASON!

► Award season is in full swing, with numerous Cornell players receiving honors from both ECAC Hockey and the Ivy League over the past couple of weeks.

► Senior defenseman **TIM REGO** and junior forward **DALTON BANCROFT** were the only Big Red players honored by both leagues. Rego earned First Team All-Ivy honors on March 12 after receiving Third Team All-ECAC Hockey recognition the day prior. Bancroft was chosen for the second team in both the ECAC Hockey and Ivy League awards.

► Sophomore forward **RYAN WALSH** joined Rego and Bancroft in earning All-Ivy awards, being one of two unanimous First Team All-Ivy selections alongside Dartmouth's CJ Foley. Senior goaltender **IAN SHANE** received Honorable Mention All-Ivy distinctions, while senior forward **SULLIVAN MACK** earned Academic All-Ivy honors.

► Last Thursday, at the ECAC Hockey's annual awards banquet in Lake Placid, N.Y., senior defenseman **HANK KEMPF** was named the recipient of the inaugural ECAC Hockey Project Rousseau Men's Community Service Award.

► Kempf has been active within the Cornell and Ithaca communities, aiding several not-for-profit organizations that help various community members. His efforts have included supporting elementary school children and children with disabilities, organizing local fundraisers for charities, and raising funds for cancer research.

### STREAK EXTENDED

► With its win over RPI on March 1, Cornell registered its eighth consecutive season with at least 10 victories in ECAC Hockey play.

► The streak is the third-longest in program history, trailing behind a 19-year span from 1964-65 to 1982-83, and the most recent streak of 13 consecutive seasons from 1999-00 to 2011-12. Under **MIKE SCHAFER** '86, the Big Red has achieved at least 10 conference victories in 24 out of the 29 seasons.

### FINDING HIS SCORING TOUCH

► Junior forward **DALTON BANCROFT** (15-11—26) has scored at least 20 points in each of his first three seasons with the Big Red, making him the 49th player in program history to reach the milestone.

► Under **MIKE SCHAFER** '86, Bancroft is the 10th player to reach the milestone, joining **KYLE KNOPP** (1995-98), **RYAN MOYNIHAN** (1996-99), **RYAN VESCE** (2000-03), **MATT MOULSON** (2002-05), **TOPHER SCOTT** (2004-07), **RILEY NASH** (2007-10), **BRIAN FERLIN** (2011-14), **JOEL LOWRY** (2011-14), and **ANTHONY ANGELLO** (2015-18).

► Fueled by his 36 goals, Bancroft is tied with Angello and Vesce for the fourth-most goals scored by a player in their first three seasons with the Big Red during Schafer's 30-year coaching career.

► If Bancroft scores a goal today, he will tie Nash for the third-most goals, while a two-goal game would match **COLIN GREENING** for the second-most goals in a player's first three seasons under Schafer's tutelage.

► In addition to his 42 assists, Bancroft is one of five players to tally at least 35 goals and assists over his first three seasons with Cornell, joining Vesce (36-66—102), Nash (37-64—101), Moulson (53-47—100), and Greening (38-42—80).

► With his awarded short-handed, empty-net goal against Colgate in the series-clinching win on March 15, Bancroft became the first Cornell player to have a 15-goal season since **MORGAN BARRON** (15) in 2018-19. Should Bancroft score tonight, it would be the most goals scored by a Big Red player since **JOE DEVIN** (17) in 2010-11.

### CORNELL RECORD BOOK

**LONGEST STREAKS WITH 10+ ECAC WINS**  
*Cornell Program History*

LENGTH	SEASON START	SEASON END
19 seasons	1964-65	1982-83
13 seasons	1999-00	2011-12
► 8 seasons	2016-17	—
5 seasons	1987-88	1991-92

### CORNELL RECORD BOOK

**35+ GOALS, 35+ AST IN FIRST THREE SEASONS**  
*Under Mike Schafer '86 (Since 1995-96)*

PLAYER	SEASONS	G	A	PTS
Ryan Vesce	2000-03	36	66	102
Riley Nash	2007-10	37	64	101
Matt Moulson	2002-05	53	47	100
Colin Greening	2006-09	38	42	80
► Dalton Bancroft	2022-25	36	42	78

**PLAYERS WITH 20+ POINTS IN FIRST 3 YEARS**  
*Under Mike Schafer '86 (Since 1995-96)*

PLAYER	SEASONS	FR.	SO.	JR.
Kyle Knopp	1995-98	33	32	26
Ryan Moynihan	1996-99	27	26	27
Ryan Vesce	2000-03	27	30	45
Matt Moulson	2002-05	23	35	42
Topher Scott	2004-07	24	28	25
Riley Nash	2007-10	32	34	35
Brian Ferlin	2011-14	21	24	27
Joel Lowry	2011-14	22	23	24
Anthony Angello	2015-18	24	20	26
► Dalton Bancroft	2022-25	21	31	26

NCAA RANKINGS

DCU / USCHO.com Poll (as of 3/24/25)  
Bold denotes Cornell opponent in 2024-25

TEAM	RECORD	LAST	PTS
1. Michigan State (32)	26-6-4	1	981
2. Boston College (13)	26-7-2	2	932
3. Western Michigan (5)	30-7-1	3	906
4. Maine	24-7-6	4	873
5. Minnesota	25-10-4	5	777
6. Denver	29-11-1	6	716
7. UConn	22-11-4	7	700
8. Boston University	21-13-2	8	618
9. Ohio State	24-13-2	9	615
10. Providence	21-10-5	10	583
11. Quinnipiac	24-11-2	12	418
12. Penn State	20-13-4	13	405
13. UMass	20-13-5	14	381
14. Minnesota State	27-8-3	15	376
15. Arizona State	21-14-2	11	358
16. Cornell	18-10-6	RV	206
17. Michigan	18-15-3	16	192
18. North Dakota	21-15-2	17	156
19. Clarkson	24-12-3	18	117
20. Bentley	23-14-2	RV	101

Receiving votes: UMass Lowell (32), Holy Cross (14), Colorado College (12), Northeastern (7), Dartmouth (6), Omaha (6), St. Thomas (6), New Hampshire (3), Brown (2), Wisconsin (1)

USA Hockey/The Rink Live Poll (as of 3/24/25)  
Bold denotes Cornell opponent in 2024-25

TEAM	RECORD	LAST	PTS
1. Michigan State (20)	26-6-4	1	664
2. Boston College (13)	26-7-2	2	652
3. Western Michigan (1)	30-7-1	3	604
4. Maine	24-7-6	4	594
5. Minnesota	25-10-4	5	532
6. Denver	29-11-1	6	487
7. UConn	22-11-4	8	479
8. Boston University	21-13-2	7	444
9. Ohio State	24-13-2	9	397
10. Providence	21-10-5	10	396
11. UMass	20-13-5	14	291
12. Quinnipiac	24-11-2	11	289
13. Penn State	20-13-4	13	272
14. Minnesota State	27-8-3	15	241
15. Arizona State	21-14-2	12	227
16. Cornell	18-10-6	19	167
17. Michigan	18-15-3	16	124
18. Clarkson	24-12-3	18	103
19. North Dakota	21-15-2	17	84
20. Bentley	23-14-2	RV	50

Receiving votes: UMass Lowell (29), Dartmouth (9), Holy Cross (3), Brown (2)

KILL, RED, KILL

► Cornell went 7-for-7 on its short-handed opportunities in its series-clinching win over Colgate on March 15, marking the first time the Big Red did not allow a power-play goal on at least seven opposing power play chances since Oct. 28, 2017, when it went 7-for-7 against Alabama-Huntsville.

► The last time Cornell had a perfect penalty kill on at least seven opposing power plays in a postseason contest was against Michigan on March 23, 2012, in the Midwest Regional semifinal of the NCAA Tournament, where it killed all seven Wolverine power plays.

► During the 2025 portion of the season, Cornell's penalty kill has ranked among the best in Division I hockey, successfully killing 61 of its opponents' last 69 power-play opportunities (88.4 percent), placing the Big Red third nationally and second among ECAC Hockey programs. The programs ahead of the Big Red are Holy Cross (90.5 percent — 67-of-74) and Quinnipiac (90.0 percent — 54-of-60).

► Since Jan. 18, the Big Red has given up six power-play goals over its last 60 penalty kills, leading to its 90.0 percent success rate. Cornell is one of three Division I hockey programs that has at least a 90 percent penalty kill during the period, joining Dartmouth (90.2 percent — 37-of-41) and Holy Cross (90.0 percent — 54-of-60).

HOCKEY HUMANITARIAN AWARD

► After being selected as one of 14 nominees for the 2025 Hockey Humanitarian Award, senior defenseman **HANK KEMPF** was named one of five finalists by the Hockey Humanitarian Award Foundation on Feb. 12.

► Joining Kempf as finalists are Bemidji State's Kendra Fortin, Boston College's Keri Clougherty, Merrimack's Raice Szott, and St. Lawrence's Sarah Thompson.

► Kempf is the fourth consecutive nominee from either Big Red hockey program and the sixth finalist from Cornell for the award, joining former women's hockey players **ERIN SCHMALZ** '99, **ALYSSA GAGLIARDI** '14, and **MORGAN RICHARDSON** '16. **SAM PAOLINI** '03 is the only other men's player to be a finalist, winning the award in 2003. Since the award was introduced in 1997, Kempf's nomination marks the 10th time a Big Red player has been nominated and is the only Big Red student-athlete to be nominated multiple times. The nomination is the fifth time a member of the Cornell men's program has been considered for the prestigious award, joining Paolini, **TOPHER SCOTT** '08, and **ANDY ILES** '10.

SHANE'S WORLD, IT'S PARTY TIME, EXCELLENT!

► Senior goaltender **IAN SHANE** has excelled in the crease during his time on East Hill. Throughout his 116 career appearances for the Big Red, Shane boasts a 65-31-16 record with a 1.83 goals-against average and a .917 save percentage.

► With his victory last Saturday against Clarkson, Shane tied **DAVID MCKEE** and **BEN SCRIVENS** '10 (65) for second place on the Big Red's all-time wins chart, trailing Cornell Athletics and Hockey Hall of Fame goaltender **KEN DRYDEN** '69 (76).

► Among active Division I goaltenders, Shane is one of only four players with over 60 wins, joined by Western Michigan graduate student Cameron Rowe (69), Wisconsin graduate student Tommy Scarfone (66), and Denver senior Matt Davis (61).

► Shane is also one of 10 goaltenders that has registered at least 50 victories, accompanied by Boston College sophomore Jacob Fowler (56), Boston University senior Mathieu Caron and Clarkson graduate student Ethan Langenegger (54), North Dakota graduate student TJ Semptimphelter (53), Bemidji State senior Mattias Sholl and Minnesota graduate student Liam Souliere (52).

► After making 21 saves in Cornell's 3-0 shutout over Colgate on March 14, Shane notched his 14th career shutout, breaking his tie with Dryden for the fourth-highest total in program history.

► Shane's 14 shutouts are tied with Bentley's Connor Hasley for the most blankings by a Division I goaltender, while serving as one of four netminders with 10-plus shutouts, joined by Wisconsin's Tommy Scarfone (12) and Boston College's Jacob Fowler (10).

NCAA LEADERS  
TOP PENALTY KILL PERCENTAGES  
Since Jan. 1 (as of 3/25/25)

TEAM	oPPG	oPPo	PK%
Holy Cross	7	74	.905
Quinnipiac	6	60	.900
► Cornell	8	69	.884
Dartmouth	6	48	.875
Lindenwood	6	46	.870
Minnesota State	6	45	.867

CORNELL RECORD BOOK  
HOCKEY HUMANITARIAN AWARD FINALISTS  
Cornell Hockey History

PLAYER	PROGRAM	SEASON
Erin Schmalz	Women's	1998-99
Sam Paolini	Men's	2002-03
Alyssa Gagliardi	Women's	2013-14
Morgan Richardson	Women's	2015-16
► Hank Kempf	Men's	2023-24
► Hank Kempf	Men's	2024-25

CORNELL RECORD BOOK  
MOST GOALTENDER WINS  
Cornell Program History

PLAYER	SEASONS	WINS
1. Ken Dryden	1966-69	76
2. David McKee	2003-06	65
Ben Scrivens	2006-10	65
► Ian Shane	2021-Pres.	65
5. Matthew Galajda	2017-20	60

MOST GOALTENDER SHUTOUTS  
Cornell Program History

PLAYER	SEASONS	SHO
1. Ben Scrivens	2006-10	19
Matthew Galajda	2017-20	19
3. Dave McKee	2003-06	18
► 4. Ian Shane	2021-Pres.	14
5. Ken Dryden	1966-69	13

## PAIRWISE RANKINGS

NCAA PAIRWISE RANKINGS (as of 3/25/25)

Bold denotes Cornell opponent in 2024-25

TEAM	RECORD	PCWs	RPI
1. Boston College	26-7-2	63	.6080
2. <b>Michigan State</b>	<b>26-6-4</b>	<b>62</b>	<b>.6033</b>
3. Maine	24-7-6	61	.5896
4. Western Michigan	30-7-1	60	.5878
5. Minnesota	25-10-4	59	.5803
6. UConn	22-11-4	58	.5759
7. Boston University	21-13-2	57	.5712
8. Providence	21-10-5	56	.5694
9. Denver	29-11-1	55	.5618
10. Ohio State	24-13-2	53	.5594
<b>UMass</b>	<b>20-13-5</b>	<b>53</b>	<b>.5564</b>
12. <b>Quinnipiac</b>	<b>24-11-2</b>	<b>52</b>	<b>.5515</b>
13. Penn State	20-13-4	51	.5514
14. Minnesota State	27-8-3	50	.5475
15. Michigan	18-15-3	49	.5466
16. <b>Arizona State</b>	<b>21-14-2</b>	<b>48</b>	<b>.5425</b>
17. <b>Cornell</b>	<b>18-10-6</b>	<b>47</b>	<b>.5374</b>
18. <b>North Dakota</b>	<b>21-15-2</b>	<b>46</b>	<b>.5325</b>
19. UMass Lowell	16-16-4	45	.5324
20. <b>Clarkson</b>	<b>24-12-3</b>	<b>43</b>	<b>.5252</b>
21. New Hampshire	13-16-6	42	.5238
22. Bentley	23-14-2	41	.5228
<b>Dartmouth</b>	<b>18-13-2</b>	<b>41</b>	<b>.5208</b>
24. Northeastern	14-20-3	40	.5187
25. LIU	18-12-2	38	.5138
Holy Cross	24-14-2	38	.5124
27. <b>Sacred Heart</b>	<b>21-13-5</b>	<b>37</b>	<b>.5113</b>
28. Wisconsin	13-21-3	36	.5091
29. <b>Colgate</b>	<b>18-15-3</b>	<b>35</b>	<b>.5085</b>
30. Omaha	18-17-1	34	.5046
31. St. Thomas	19-14-5	32	.5006
Merrimack	13-21-1	32	.4996
33. Colorado College	18-18-1	31	.5006
34. Vermont	11-21-3	30	.4978
Augustana	18-13-4	30	.4966
36. St. Cloud State	14-21-1	28	.4955
37. <b>Union</b>	<b>19-14-3</b>	<b>27</b>	<b>.4962</b>
38. <b>Harvard</b>	<b>13-17-3</b>	<b>25</b>	<b>.4923</b>
Bowling Green	18-14-4	25	.4889
Alaska	12-14-6	25	.4877
Notre Dame	12-25-1	25	.4875
42. Minnesota Duluth	13-20-3	22	.4846
<b>Princeton</b>	<b>12-15-3</b>	<b>22</b>	<b>.4830</b>
<b>Brown</b>	<b>14-15-3</b>	<b>22</b>	<b>.4822</b>
45. Michigan Tech	16-17-3	19	.4806
46. Bemidji State	15-18-5	18	.4784
47. Army	16-20-2	16	.4671
Lake Superior State	12-22-2	16	.4651
49. Air Force	16-21-3	15	.4651
50. <b>RPI</b>	<b>12-21-2</b>	<b>14</b>	<b>.4641</b>
51. Niagara	18-16-3	12	.4637
AIC	13-23-2	12	.4634
53. Ferris State	13-20-3	11	.4516
54. Lindenwood	8-22-2	9	.4447
<b>St. Lawrence</b>	<b>9-24-2</b>	<b>9</b>	<b>.4320</b>
56. Canisius	12-23-2	8	.4434
<b>Yale</b>	<b>6-21-3</b>	<b>8</b>	<b>.4411</b>
58. Robert Morris	10-20-5	7	.4318
59. Alaska Anchorage	6-23-5	4	.4280
RIT	10-23-2	4	.4240
Stonehill	10-22-0	4	.4202
62. Northern Michigan	5-27-2	2	.4095
Miami	3-28-3	2	.4075
64. Mercyhurst	4-27-4	0	.3806

## 2K SHANE

► With his first save against St. Lawrence on Jan. 31, senior goaltender **IAN SHANE** recorded his 2,000th save, becoming Cornell's 10th goaltender to reach the milestone, joining **ANDY ILES** '14, **BEN SCRIVENS** '10, **JASON ELLIOTT** '98, **MITCH GILLAM** '17, **CORRIE D'ALESSIO** '91, **BRIAN HAYWARD** '82, **DAVID MCKEE** '06, **DARREN ELIOT** '83, and **MATT UNDERHILL** '02.

► Shane surpassed both Hayward and D'Alessio for the fifth-most stops by a Cornell goaltender in program history following his 22-save outing last Friday against Quinnipiac in the semifinals of the 2025 ECAC Hockey Championship in Lake Placid, N.Y. He enters this weekend trailing **MITCH GILLAM** '17 by 132 saves for the fourth-most stops by a Cornell goaltender in program history.

► Shane's 2,271 career stops rank 15th among active Division I goaltenders and is one of 10 players to have made at least 2,000 saves all with the same program: Bemidji State's Mattias Sholl (2,775), Colorado College's Kaidan Mbereko (2,499), Bowling Green's Christian Stoeber (2,412), Omaha's Simon Latkoczy (2,395), Air Force's Guy Blessing (2,272), RPI's Jack Watson (2,141), Holy Cross' Thomas Gale (2,109), Providence's Philip Svedebäck (2,082), and St. Thomas' Aaron Trotter (2,059).

## JOINING RAREFIED COMPANY

► With his appearance against Quinnipiac on Jan. 18, senior goaltender **IAN SHANE** became the fourth Big Red goaltender in program history to appear in 100 career games with Cornell, joining **ANDY ILES** '14, **BEN SCRIVENS** '10, and **DAVID MCKEE**.

► Shane's 116 career appearances rank third in Cornell program history, trailing Iles (118 from 2010-14) and Scrivens (117 from 2006-10).

► Entering this weekend, Shane is one of eight active Division I goaltenders to have played in at least 100 career games, joining the likes of Western Michigan's Cameron Rowe (123), Wisconsin's Tommy Scarfone (122), Clarkson's Ethan Langenegger (120), Bemidji State's Mattias Sholl (117), Boston University's Mathieu Caron (111), Minnesota's Liam Souliere (108), and North Dakota's T.J. Semptimphelter (101).

► Of the seven goaltenders with at least 100 career appearances, Shane and Sholl are the only two players who have registered all their games with the same program.

## MAKING A NAME FOR HIMSELF

► Senior goaltender **IAN SHANE** has an impressive career goals-against average of 1.83, ranking as the 12th-best in Division I hockey history. Shane is one of 40 goalies to have played at least 1,500 minutes in net while maintaining a sub-2.00 goals-against average.

► Cornell boasts four of the top 10 career goals-against averages in NCAA history, making it one of only two programs, along with Michigan State, to have multiple representatives in the top 10.

► Shane and **BEN SCRIVENS** '10 (1.93) account for six of the 40 sub-2.00 career goals-against averages in NCAA history, the most for any Division I program. Other Division I programs with multiple sub-2.00 goals-against averages include Quinnipiac (four), Maine (three), and Denver, Miami, Michigan State, Michigan Tech, Minnesota State, and Notre Dame (two each).

► Among active Division I goaltenders with at least 1,500 minutes, Shane is one of five netminders boasting a career goals-against average below 2.00, alongside Boija (1.84), Sacred Heart's Ajeet Gundarah (1.90), Boston College's Jacob Fowler (1.91), and Minnesota State's Alex Tracy (1.92).

► Shane's .917 save percentage enters this weekend ranked as the 12th-highest figure among all active Division I goaltenders that have played at least 1,500 minutes played. He trails Omaha's Simon Latkoczy (.918) by eight ten-thousandths of a point.

## CORNELL RECORD BOOK

GOALTENDERS WITH 2,000+ SAVES

Cornell Program History

PLAYER	SEASONS	SAVES
1. <b>Andy Iles</b>	2010-14	<b>2,988</b>
2. <b>Ben Scrivens</b>	2006-10	<b>2,872</b>
3. <b>Jason Elliott</b>	1994-98	<b>2,462</b>
4. <b>Mitch Gillam</b>	2013-17	<b>2,403</b>
► 5. <b>Ian Shane</b>	<b>2021-Pres.</b>	<b>2,271</b>
6. <b>Corrie D'Alessio</b>	1987-91	<b>2,228</b>
7. <b>Brian Hayward</b>	1978-82	<b>2,225</b>
8. <b>David McKee</b>	2003-06	<b>2,208</b>
9. <b>Darren Eliot</b>	1979-83	<b>2,143</b>
10. <b>Matt Underhill</b>	1998-02	<b>2,052</b>

## NCAA RECORD BOOK

GOALTENDING CAREER GAMES PLAYED

Active Division I Goaltenders (as of 3/25/25)

PLAYER	SCHOOL(S)	GP
<b>Cameron Rowe</b>	Wisconsin, <b>WMU</b>	123
<b>Tommy Scarfone</b>	RIT, <b>Wisconsin</b>	122
<b>Ethan Langenegger</b>	Lake State, <b>Clarkson</b>	120
<b>Mattias Sholl</b>	Bemidji State	117
► <b>Ian Shane</b>	<b>Cornell</b>	<b>116</b>
<b>Mathieu Caron</b>	Brown, <b>Boston Univ.</b>	111
<b>Liam Souliere</b>	Penn St., <b>Minnesota</b>	108
<b>T.J. Semptimphelter</b>	NE'rn, ASU, <b>No. Dak</b>	101

NOTE: Bold italics denotes current team

## NCAA RECORD BOOK

CAREER GOALS-AGAINST AVERAGE LEADERS

All-Time Leaders (Min. 1,500 Minutes Played)

GAA, PLAYER (SCHOOL — YEARS)

- 1.29, **David LeNeveu (Cornell — 2001-03)**
- 1.34, Yaniv Perets (Quinnipiac — 2020-23)
- 1.46, Dryden McKay (Minnesota St. — 2018-22)
- 1.54, Ryan Miller (Michigan St. — 2000-02)
- 1.58, Filip Lindberg (UMass — 2018-21)
- 1.59, **Ken Dryden (Cornell — 1967-69)**
- 1.60, Connor Hellebuyck (UMass Lowell — 2012-14)
- 1.70, **Matthew Galajda**
- 1.70, (Cornell & Notre Dame — 2017-21)
- 1.72, **David McKee (Cornell — 2004-06)**
- 1.76, Joe Blackburn (Michigan St. — 1997-01)
- 1.78, Brian Elliott (Wisconsin — 2003-07)
- 1.83, **Ian Shane (Cornell — 2021-Pres.)**
- 1.841, Jimmy Howard (Maine — 2002-05)
- 1.842, Albin Boija (Maine — 2023-Pres.)
- 1.85, Angus Redmond (Mich. Tech — 2016-17)

## CORNELL NATIONALLY...



### 2024-25 TEAM STATISTICS (as of 3/25/25)

	STAT	NCAA	ECAC
FACEOFF WIN PERCENTAGE	.539	10th	2nd
PENALTY KILL PERCENTAGE	.838	12th	4th
POWER-PLAY PERCENTAGE	.143	60th	12th
SCORING DEFENSE	2.24	11th	3rd
SCORING MARGIN	+0.88	13th	2nd
SCORING OFFENSE	3.12	20th	4th
TOTAL ASSISTS	178	31st	6th
PIM PER GAME	11.09	12th	2nd
TOTAL POINTS	284	T-31st	6th
TOTAL PIM	377	17th	1st
POWER-PLAY GOALS	14	T-59th	T-11th
SHORT-HANDED GOALS	4	T-14th	T-4th
WIN PERCENTAGE	.618	14th	3rd

### 2024-25 INDIVIDUAL LEADERS (as of 3/25/25)

	STAT	NCAA	ECAC
FACEOFFS WON			
Ryan Walsh	392	T-15th	3rd
GAME-WINNING GOALS			
Dalton Bancroft	4	T-20th	T-6th
GOALTENDER WIN PERCENTAGE			
Ian Shane	.594	31st	4th
GOALS-AGAINST AVERAGE			
Ian Shane	2.17	20th	4th
GOALS PER GAME			
Dalton Bancroft	0.44	44th	6th
Ryan Walsh	0.41	67th	10th
HAT TRICKS			
Dalton Bancroft	1	T-7th	T-3rd
SHORT-HANDED GOALS			
Dalton Bancroft	2	T-8th	T-2nd
SHUTOUTS			
Ian Shane	3	T-6th	T-1st
Remington Keopple	1	T-39th	T-6th

## CORNELL IN THE RANKINGS

DATE	PAIRWISE	USCHO	USA/TRI
Preseason	N/A	9 (585)	9 (429)
Oct. 7	N/A	7 (615)	7 (458)
Oct. 14	N/A	8 (614)	7 (465)
Oct. 21	N/A	8 (602)	8 (441)
Oct. 28	N/A	9 (579)	8 (456)
Nov. 4	N/A	6 (753)	6 (527)
Nov. 11	N/A	6 (701)	5 (505)
Nov. 18	N/A	8 (579)	7 (431)
Nov. 25	N/A	11 (463)	11 (309)
Dec. 2	15	12 (443)	12 (302)
Dec. 9	25	14 (283)	14 (189)
Dec. 16	23	16 (255)	17 (148)
Dec. 30	24	16 (250)	16 (151)
Jan. 6	27	18 (166)	20 (87)
Jan. 13	29	RV (38)	RV (31)
Jan. 20	20	RV (41)	20 (51)
Jan. 27	20	RV (15)	RV (19)
Feb. 3	25	RV (1)	RV (7)
Feb. 10	33	—	—
Feb. 17	20	RV (13)	RV (21)
Feb. 24	21	RV (5)	20 (14)
March 3	23	—	—
March 10	21	RV (6)	20 (19)
March 17	19	RV (37)	19 (53)
March 24	17	16 (206)	16 (167)

Pairwise not officially acknowledged until first full weekend of December due to sample size

## JONNY-ON-THE-DOT

► Since the calendar year turned to 2025, sophomore forward **JONATHAN CASTAGNA** has been one of Cornell's most reliable players at the faceoff dot, winning 60.7 percent of the draws he has taken (184 of 303), trailing Western Michigan's Tim Washe (66.1 percent — 267 of 404) and Dartmouth's Luke Haymes (63.1 percent — 229 of 363) for the best faceoff percentage.

► This season, Castagna has achieved a team-leading 58.0 percent success rate in faceoffs (267 out of 460), ranking 11th nationally and second among ECAC Hockey players with at least 200 faceoff wins, behind Haymes (63.1 percent — 243 of 385).

► In Cornell's victory over championship-clinching victory over Clarkson last Saturday, Castagna won a career-high 18 faceoffs, going 18-of-27 (.667) at the faceoff dot. In the first playoff game of the season against Yale on March 8, Castagna went 11-for-12 (.917) on the draws he took, posting the Big Red's best success rate on draws in a single game, with a minimum of 10 attempts taken, since **ZACH TUPKER** '23 went 16-of-17 (.941) against Sacred Heart on Nov. 22, 2022.

## LUCK OF THE DRAW

► The success of sophomore forwards **RYAN WALSH** (392 faceoff wins, 55.8 percent) and **JONATHAN CASTAGNA** (267 faceoff wins, 58.0 percent) in faceoffs has allowed Cornell to become one of 11 Division I programs (Bentley — three; Colorado College, Denver, LIU, Maine, Niagara, Penn State, Quinnipiac, RIT, and Wisconsin) with multiple players recording at least a 55.5 percent success rate on 200-plus faceoff wins.

► Walsh's team-leading total of 392 faceoff wins is tied with Northeastern's Jack Williams for the 15th-highest total in Division I hockey while ranking third among ECAC Hockey players, trailing only Brown's Max Scott (463) and Clarkson's Ellis Rickwood (430).

► Averaging 11.53 faceoff wins per game this season, which ranks 10th nationally, Walsh is among 11 Division I hockey players that average at least 11.50 faceoff wins per game.

► Entering this weekend, Walsh has recorded at least 10 faceoff wins in 22 games this season and has secured at least 13 draws on 16 occasions. He is tied with Western Michigan's Tim Washe for the eighth-most games featuring 13 or more faceoff wins this season. Air Force's Clayton Cosentino (26), Brown's Max Scott and Niagara's Tyler Wallace (21), Denver's Carter King and Notre Dame's Danny Nelson (20), Bemidji State's Jackson Jutting (18), and Bentley's Ethan Leyh (17) are those with higher totals.

## ON THE PLUS SIDE...

► Entering this weekend, senior forwards **ONDREJ PSENICKA** (plus-60) and **KYLE PENNEY** (plus-50) and senior defenseman **TIM REGO** (plus-56) all have career plus-minus ratings of plus-50, joining Boston College as the only Division I programs with three players who have career plus-minus ratings of plus-50.

► With Psenicka and Rego's figures being above plus-55, Cornell is one of three programs (Boston College and Denver) with multiple players having plus-55 ratings.

► In addition to the ratings of Psenicka, Rego, and Penney, senior forward **JACK O'LEARY** (plus-43) and senior defenseman **HANK KEMPF** (plus-40) makes Cornell one of three Division I programs (Boston College and Denver) that boast at least five players with career plus-minus ratings of plus-40.

► Psenicka and Rego's plus-minus ratings, which rank seventh and ninth nationally, respectively, represent the top two career plus-minus ratings in program history, dating back to 2002-03, when plus-minus was first tracked for a full year. **GREG MILLER** '13 (plus-52), **TRAVIS MITCHELL** '23 (plus-51), and Penney are the other players with career ratings of plus-50.

## NCAA LEADERS

### TOP FACEOFF WIN PERCENTAGES (Min. 150 FOW) Since Jan. 1 (as of 3/25/25)

PLAYER	SCHOOL	FO%
Tim Washe	Western Michigan	.661
Luke Haymes	Dartmouth	.631
► Jonathan Castagna	Cornell	.607
Gavin Morrissey	Wisconsin	.605
Logan Morrell	Michigan Tech	.601

## ECAC HOCKEY LEADERS

### MOST FACEOFF WINS THIS SEASON ECAC Hockey Leaders (as of 3/25/25)

PLAYER	SCHOOL	FOW
Max Scott	Brown	463
Ellis Rickwood	Clarkson	430
► Ryan Walsh	Cornell	392
Jakob Lee	RPI	351
Casey Severo	Harvard	337
Victor Czerneckianair	Quinnipiac	325
Brett Chorske	Colgate	318

### TOP FACEOFF WIN PERCENTAGES (Min. 200 FOW) ECAC Hockey Leaders (as of 3/25/25)

PLAYER	SCHOOL	FO%
Luke Haymes	Dartmouth	.631
► Jonathan Castagna	Cornell	.580
Ellis Rickwood	Clarkson	.575
Victor Czerneckianair	Quinnipiac	.570
► Ryan Walsh	Cornell	.558
Travis Treloar	Quinnipiac	.557
Jakob Lee	RPI	.544

## NCAA LEADERS

### TOP ACTIVE CAREER PLUS-MINUS RATINGS Division I Hockey Players (as of 3/25/25)

PLAYER	SCHOOL	+/-
Rhett Pitlick	Minnesota State	+77
Jack Devine	Denver	+72
Eamon Powell	Boston College	+65
Ryan Leonard	Boston College	+65
Boston Buckberger	Denver	+62
Aiden Hansen-Bukata	Ohio State	+61
► Ondrej Psenicka	Cornell	+60
Luke Mittelstadt	Minnesota	+56
► Tim Rego	Cornell	+56
Brian Kramer	Western Mich.	+53
Jimmy Snuggerud	Minnesota	+52
Gabe Perreault	Boston College	+51
Josh Groll	Minnesota State	+51
► Kyle Penney	Cornell	+50

ECAC WEEKLY HONORS		
DATE	AWARD	PLAYER (SCHOOL)
Oct. 8	Forward	Ayrton Martino (Clarkson)
	Defender	John Prokop (Union)
	Rookie	Isaac Tremblay (St. Lawrence)
	Goalie	Mason Kucenski (St. Lawrence)
Oct. 14	Forward	Tyler Hotson (RPI)
	Defender	Max Smolinski (RPI)
	Rookie	Jared Mangan (Clarkson)
	Goalie	Matej Marinov (Quinnipiac)
Oct. 21	Forward	Ben Muthersbaugh (Union)
	Defender	Mason Waite (St. Lawrence)
	Rookie	Ben Muthersbaugh (Union)
	Goalie	Mason Kucenski (St. Lawrence)
Oct. 28	Forward	Brett Chorske (Colgate)
	Defender	Nic Belpedio (Colgate)
	Rookie	Ben Muthersbaugh (Union)
	Goalie	Ethan Langenegger (Clarkson)
Nov. 4	Forward	Ryan Walsh (Cornell)
	Defender	William Gilson (RPI)
	Rookie	Hayden Stavroff (Dartmouth)
	Goalie	Ian Shane (Cornell)
Nov. 11	Forward	Dalton Bancroft (Cornell)
	Defender	CJ Foley (Dartmouth)
	Rookie	Donovan Frias (Yale)
	Goalie	Aku Koskenvuo (Harvard)
Nov. 18	Forward	Ayrton Martino (Clarkson)
	Defender	Mason Langenbrunner (Harvard)
	Rookie	Luka Sukovic (Clarkson)
	Goalie	Ethan Pearson (Princeton)
Nov. 25	Forward	Brett Chorske (Colgate)
	Defender	Ben Robertson (Cornell)
	Rookie	Charlie Gollob (Brown)
	Goalie	Lawton Zacher (Brown)
Dec. 2	Forward	Casey Severo (Harvard)
	Defender	Alex Pineau (Brown)
	Rookie	Jake Manfre (Princeton)
	Goalie	Arthur Smith (Princeton)
Dec. 9	Forward	Ayrton Martino (Clarkson)
	Defender	Tommy Bergsland (Colgate)
	Rookie	Miles Gunty (Princeton)
	Goalie	Mason Kucenski (St. Lawrence)
Dec. 30	Forward	Jack Ricketts (Quinnipiac)
	Defender	Connor Sullivan (Yale)
	Rookie	Hank Cleaves (Dartmouth)
	Goalie	Lawton Zacher (Brown)
Jan. 6	Forward	Jakob Lee (RPI)
	Defender	John Prokop (Union)
	Rookie	Jagger Tapper (RPI)
	Goalie	Kyle Chauvette (Union)
Jan. 13	Forward	Aaron Schwartz (Quinnipiac)
	Defender	Michael Neumeier (Colgate)
	Rookie	Ben Charette (Harvard)
	Goalie	Matej Marinov (Quinnipiac)
Jan. 20	Forward	Max Scott (Brown)
	Defender	Tim Rego (Cornell)
	Rookie	Dylan Silverstein (Quinnipiac)
	Goalie	Emmett Croteau (Dartmouth)
Jan. 27	Forward	Ryan St. Louis (Brown)
	Defender	CJ Foley (Dartmouth)
	Rookie	Mick Thompson (Harvard)
	Goalie	Ethan Pearson (Princeton)
Feb. 3	Forward	Jack Ricketts (Quinnipiac)
	Defender	David Ma (Princeton)
	Rookie	Brian Nicholas (Brown)
	Goalie	Andrew Takacs (Colgate)
Feb. 10	Forward	Brandon Buhr (Union)
	Defender	Tommy Bergsland (Colgate)
	Rookie	Aaron Schwartz (Quinnipiac)
	Goalie	Lawton Zacher (Brown)
Feb. 17	Forward	Ayrton Martino (Clarkson)
	Defender	Mason Langenbrunner (Harvard)
	Rookie	Chris Pelosi (Quinnipiac)
	Goalie	Ian Shane (Cornell)
Feb. 24	Forward	Dalton Bancroft (Cornell)
	Defender	Reid Irwin (Colgate)
	Rookie	Lucas St. Louis (Harvard)
	Goalie	Ethan Langenegger (Clarkson)
March 3	Forward	Jeremy Wilmer (Quinnipiac)
	Defender	Nick Marciano (Princeton)
	Rookie	Michael Neumeier (Colgate)
	Goalie	Emmett Croteau (Dartmouth)
March 10	Forward	Ryan St. Louis (Brown)
	Defender	Tim Rego (Cornell)
	Rookie	Mick Thompson (Harvard)
	Goalie	Aku Koskenvuo (Harvard)
March 17	Forward	Nikita Nikora (Dartmouth)
	Defender	Elliott Groenewold (Quinnipiac)
	Rookie	Luka Sukovic (Clarkson)
	Goalie	Ian Shane (Cornell)

2024-25 ECAC Hockey Standings																
ECAC Hockey												Overall				
Opponent	Pts	GP	W	L	T	OW	OL	SW	GF	GA	GP	W	L	T	GF	GA
Quinnipiac	50	22	16	5	1	2	3	0	79	42	37	24	11	2	134	79
Clarkson	45	22	15	6	1	2	1	0	74	47	39	24	12	3	121	87
Colgate	42	22	13	7	2	2	2	1	80	65	36	18	15	3	114	116
Union	40	22	12	8	2	0	0	2	67	61	36	20	13	3	112	109
Dartmouth	39	22	12	9	1	0	2	0	70	52	33	18	13	2	110	84
Cornell	36	22	10	8	4	1	0	3	69	53	34	18	10	6	106	76
Harvard	31	22	9	10	3	2	2	1	56	56	33	13	17	3	85	96
Brown	28	22	9	11	2	3	0	2	53	63	32	14	15	3	79	85
Princeton	25	22	7	12	3	2	2	1	55	73	30	12	15	3	71	86
RPI	23	22	7	15	0	0	2	0	57	82	35	12	21	2	101	131
Yale	19	22	5	14	3	1	1	1	52	80	30	6	21	3	67	121
St. Lawrence	18	22	5	15	2	1	1	1	43	81	35	9	24	2	71	121

### WHAT CAN BLUE(LINERS) DO FOR YOU?

► Of the Big Red's 284 points this season, 84 (16 goals, 68 assists) have been contributed by its defense corps, accounting for 29.6 percent of the team's scoring production. It is the highest percentage of points from defensemen by Cornell in a season since 2001-02, when they composed 29.7 percent of the scoring (94 of 316).

► The Big Red's 29.58 percent of points from defensemen enters the weekend as the 10th-best average nationally, trailing Merrimack (32.2 percent), Colgate (31.83 percent), Robert Morris (31.78 percent), Princeton (31.0 percent), Colorado College (30.9 percent), and Air Force (30.8 percent), Denver (29.8 percent), Ohio State (29.7 percent), and Minnesota Duluth (29.63 percent).

► Cornell's 68 assists from defensemen represent 38.2 percent of its total assist count, marking the third-highest average in the nation for Division I hockey, only trailing Merrimack (41.4 percent) and Robert Morris (39.9 percent).

### SHARING THE WEALTH

► Cornell has received scoring contributions from almost every player who has participated in a game this season, as 23 of the 26 players who have played have registered at least one point.

► The senior class (45-76—121) has contributed 42.6 percent of the team's scoring, ranking behind St. Lawrence (46.6 percent — 88 of 308) for the Division I lead. Cornell is one of three programs with at least a 40-percent scoring rate from its senior class this season, alongside Colgate (40.6 percent — 125 of 308).

► Cornell has 15 players with at least 11 points, tying Michigan State for the second-highest total in Division I hockey. Only Western Michigan (16) has more players with 11-plus points.

► It is the sixth time in Cornell's modern era (since 1957-58) its had at least 15 players with 11 points in a season, and is the first instance since 1995-96, which was **MIKE SCHAFER**'s first season as the Big Red's head coach. The other instances: 1968-69 (15), 1970-71 (16), 1971-72 (16), and 1976-77 (16).

### ALL HE DOES IS WIN, WIN, WIN

► **MIKE SCHAFER '86** is one of four active Division I men's hockey head coaches with 550 career victories, joining Quinnipiac's Rand Pecknold (666), Mercyhurst's Rick Gotkin (611), and Notre Dame's Jeff Jackson (601).

► Schafer's 560 wins — which rank 18th in college hockey history — make him one of six active Division I hockey head coaches with at least 500 career wins. He is joined by Air Force's Frank Serratore (521) and Ferris State's Bob Daniels (510), who, like Schafer, is retiring after the season.

► With his victory over Harvard on Jan. 24, Schafer became the 10th Division I men's hockey head coach to achieve 550 wins with a single program, joining Jack Parker (Boston University), Red Berenson (Michigan), Bob Peters (Bemidji State), Pecknold, and Jerry York (Boston College), Ron Mason (Michigan State), Gotkin, Richard Umile (New Hampshire), and John MacInnes (Michigan Tech).

### SCORING BREAKDOWN

CORNELL'S 2024-25 SCORING BREAKDOWN  
*By Class and Position*

CLASS	G	A	PTS	PCT
Freshmen	5	13	18	6.3%
Sophomores	33	68	101	35.6%
Juniors	23	21	44	15.5%
Seniors	45	76	121	42.6%

POSITION	G	A	PTS	PCT
Forwards	90	108	198	69.7%
Defensemen	16	68	84	29.6%
Goaltenders	0	2	2	0.7%



AT



TOURNAMENT HISTORY

Tournaments:	25th
Overall Record:	21-25 (.457)
Record Under Mike Schafer:	11-14 (.440)
Frozen Four Appearances (Last):	8 (2003)
Overtime Games:	3-3 (.500)
One-Goal Games:	11-11 (.500)
Games Decided by Two Goals:	15-16 (.484)
BY ROUND	
First Round:	1-2 (.333)
Quarterfinals:	2-3 (.400)
Regional Semifinal:	10-3 (.769)
Regional Final:	1-9 (.100)
National Semifinal:	4-4 (.500)
Third-Place Game:	1-2 (.333)
National Championship:	2-2 (.500)

GAME-BY-GAME RESULTS

DATE	OPPONENT (SITE)	RESULT
3/16/1967	North Dakota (Syracuse, N.Y.)	W, 1-0
3/18/1967	Boston University (Syracuse, N.Y.)	W, 4-1
3/15/1968	North Dakota (Duluth, Minn.)	L, 1-3
3/16/1968	Boston College (Duluth, Minn.)	W, 6-1
3/14/1969	Mich. Tech (Colorado Springs, Colo.)	W, 4-3 (OT)
3/15/1969	Denver (Colorado Springs, Colo.)	L, 3-4
3/19/1970	Wisconsin (Lake Placid, N.Y.)	W, 2-1
3/21/1970	Clarkson (Lake Placid, N.Y.)	W, 6-4
3/17/1972	Denver (Boston, Mass.)	W, 7-2
3/18/1972	Boston University (Boston, Mass.)	L, 0-4
3/16/1973	Wisconsin (Boston, Mass.)	L, 5-6 (OT)
3/17/1973	Boston College (Boston, Mass.)	L, 1-3
3/28/1980	Northern Michigan (Providence, R.I.)	L, 4-5
3/29/1980	Dartmouth (Providence, R.I.)	L, 4-8
3/20/1981	No. Michigan (Marquette, Mich.)	L, 3-7
3/21/1981	No. Michigan (Marquette, Mich.)	W, 4-3
3/21/1986	Denver (Denver, Colo.)	L, 2-4
3/22/1986	Denver (Denver, Colo.)	W, 4-3
3/15/1991	Michigan (Ann Arbor, Mich.)	W, 5-4 (OT)
3/16/1991	Michigan (Ann Arbor, Mich.)	L, 4-6
3/17/1991	Michigan (Ann Arbor, Mich.)	L, 3-9
3/22/1996	Lake Superior State (Albany, N.Y.)	L, 4-5
3/22/1997	Miami (Grand Rapids, Mich.)	W, 4-2
3/23/1997	North Dakota (Grand Rapids, Mich.)	L, 2-6
3/23/2002	Quinnipiac (Worcester, Mass.)	W, 6-1
3/24/2002	New Hampshire (Worcester, Mass.)	L, 3-4
3/29/2003	Minnesota State (Providence, R.I.)	W, 5-2
3/30/2003	Boston College (Providence, R.I.)	W, 2-1 (2OT)
4/10/2003	New Hampshire (Buffalo, N.Y.)	L, 2-3
3/26/2005	Ohio State (Minneapolis, Minn.)	W, 3-2
3/27/2005	Minnesota (Minneapolis, Minn.)	L, 1-2 (OT)
3/25/2006	Colorado College (Green Bay, Wis.)	W, 3-2
3/26/2006	Wisconsin (Green Bay, Wis.)	L, 0-1 (3OT)
3/28/2009	Northeastern (Grand Rapids, Mich.)	W, 3-2
3/29/2009	Bemidji State (Grand Rapids, Mich.)	L, 1-4
3/26/2010	New Hampshire (Albany, N.Y.)	L, 2-6
3/23/2012	Michigan (Green Bay, Wis.)	W, 3-2 (OT)
3/24/2012	Ferris State (Green Bay, Wis.)	L, 1-2
3/25/2017	UMass Lowell (Manchester, N.H.)	L, 0-5
3/24/2018	Boston University (Worcester, Mass.)	L, 1-3
3/30/2019	Northeastern (Providence, R.I.)	W, 5-1
3/31/2019	Providence (Providence, R.I.)	L, 0-4
3/23/2023	Denver (Manchester, N.H.)	W, 2-0
3/25/2023	Boston Univ. (Manchester, N.H.)	L, 1-2
3/28/2024	Maine (Springfield, Mass.)	W, 3-1
3/30/2024	Denver (Springfield, Mass.)	L, 1-2

STOUT DEFENSE

- ▶ Cornell has established itself as one of the nation's top defensive units, ranking in the top 10 for scoring defense in each of the last seven seasons and nine of the past 10 seasons it has competed.
- ▶ The Big Red has ranked within the top 10 in scoring defense seven times over the last eight seasons, the most by any Division I program. Minnesota State (six) and ECAC Hockey rival Quinnipiac (five) are the closest programs to Cornell.
- ▶ Over the last eight-plus seasons, Cornell has averaged 1.98 goals allowed per game, making it one of only two programs, alongside Minnesota State (1.88), to allow fewer than two goals per game during the period.
- ▶ Cornell is allowing an average of 2.24 goals per game, ranking 11th in Division I hockey. Its average is third among ECAC Hockey programs, trailing Quinnipiac (2.14 — 7th) and Clarkson (2.23 — 10th). Minnesota State leads the nation with 1.47 goals allowed per game, conceding 56 goals over 38 games.
- ▶ Cornell has allowed the sixth-fewest goals conceded this season (76), trailing Minnesota State (56), Boston College (61), Maine (70), Michigan State (73), and Augustana (75).

AYE, AYE, CAPTAIN!

- ▶ Senior forward **KYLE PENNEY** was officially named captain of the Cornell hockey team for a second consecutive season on Sept. 5.
- ▶ Penney is the seventh player under **MIKE SCHAFER** '86 named a two-time captain, joining **MITCH VANDERLAAN** '19, **JOHN McCARRON** '15, **COLIN GREENING** '10, **STEPHEN BÂBY** '03, **KYLE KNOPP** '99, and **BRAD CHARTRAND** '96. Penney is the 14th player in program history to be a two-time captain.
- ▶ Joining Penney on the leadership team for the season will be senior defensemen **HANK KEMPF** and **TIM REGO** and senior forward **JACK O'LEARY**, who will all serve as alternate captains. O'Leary is the second player in Cornell program history named an alternate captain in consecutive seasons, joining **COLE BARDREAU** '15 (2013-14 and 2014-15).

ARE CORNELL STUDENT-ATHLETES ON SCHOLARSHIP?

- ▶ The quick and easy answer: No. Every Cornell student-athlete is awarded need-based financial aid, just like every other student at the University — with the package including student loans and grants.
- ▶ The original Ivy League agreement, established in 1954, was to improve and foster intercollegiate athletics while emphasizing such competition in harmony with the institutions' educational purposes.
- ▶ The Ivy League is nationally recognized for its success — absent of athletic scholarships — while rigorously maintaining its self-imposed high academic standards.
- ▶ Given the current national pressures on intercollegiate success and the ever-changing landscape of collegiate athletics, the Ivy League has demonstrated a rare willingness and ability to abide by these rules and still compete successfully in Division I athletics.

CORNELL PLAYERS IN NCAA TOURNAMENT

PLAYER	GP	G	A	PTS	SH	SH%	+/-	PIM	PPG	SHG	GWG	BLK	FOW	FOL	FO%
Sullivan Mack	2	2	0	2	6	.333	+2	0	0	0	1	1	0	0	—
Jack O'Leary	4	1	1	2	2	.500	+5	0	0	0	1	0	0	0	—
Kyle Penney	4	1	1	2	7	.143	+1	0	0	0	0	3	1	1	.500
Dalton Bancroft	4	1	0	1	3	.333	+1	5	0	0	0	1	0	0	—
Nick DeSantis	4	1	0	1	7	.143	-2	0	0	0	0	0	0	0	—
Hoyt Stanley	2	0	1	1	2	.000	+1	0	0	0	0	2	0	0	—
Hank Kempf	4	0	0	0	2	.000	+1	0	0	0	0	1	0	0	—
Ondrej Psenicka	4	0	0	0	7	.000	-2	0	0	0	0	0	0	3	.000
Tim Rego	4	0	0	0	2	.000	E	0	0	0	0	4	0	0	—
Michael Suda	4	0	0	0	3	.000	+2	0	0	0	0	1	0	0	—
Winter Wallace	4	0	0	0	1	.000	-1	2	0	0	0	0	0	0	—
Jonathan Castagna	2	0	0	0	3	.000	+2	2	0	0	0	1	12	13	.480
Tyler Catalano	2	0	0	0	1	.000	E	0	0	0	0	2	6	2	.750
Luke Devlin	2	0	0	0	1	.000	E	0	0	0	0	0	0	0	—
George Fegaras	2	0	0	0	3	.000	+1	0	0	0	0	1	0	0	—
Jake Kraft	2	0	0	0	2	.000	E	0	0	0	0	3	0	0	—
Kyler Kovich	2	0	0	0	0	.000	E	0	0	0	0	1	0	0	—
Ben Robertson	2	0	0	0	3	.000	E	0	0	0	0	1	0	0	—
Ryan Walsh	2	0	0	0	3	.000	-1	7	0	0	0	0	16	11	.593
TOTALS	56	6	3	9	58	.103	+10	16	0	0	2	22	35	30	.538
GOALTENDER	GP	GS	W	L	T	W%	MIN	GA	GAA	SV	SV%	PPG	SHG	SHO	
Ian Shane	4	4	2	2	0	.500	236:35	5	1.27	93	.949	1	0	1	

## SERIES HISTORY



## SERIES HISTORY

### MICHIGAN STATE LEADS, 6-4-1

Ithaca, N.Y. (Lynah Rink):	1-3-0 (1-3-0)
East Lansing, Mich. (Munn Ice Arena):	2-2-1 (2-2-1)
Neutral Sites:	1-1-0
Under Mike Schafer:	3-5-1

### SCORING RECORDS

#### CORNELL

Ithaca:	4
COR, 4-2 (10/28/2005)	MSU, 5-2 (10/26/2018)
East Lansing:	6
COR, 6-2 (11/2/2019)	MSU, 6-2 (11/3/1995)
Neutral Site:	4
MSU, 9-4 (12/29/1994)	MSU, 9-4 (12/29/1994)

#### MICHIGAN STATE

Ithaca:	5
MSU, 5-2 (10/26/2018)	
East Lansing:	6
MSU, 6-2 (11/3/1995)	
Neutral Site:	9
MSU, 9-4 (12/29/1994)	

### GAME-BY-GAME RESULTS

DATE	COR RK	MSU RK	SITE	SCORE
12/17/1966			Boston, Mass.	W, 3-2 (OT)
12/29/1994			Detroit, Mich.	L, 4-9
11/3/1995			East Lansing, Mich.	L, 2-6
11/12/2004	#8	#18	East Lansing, Mich.	T, 1-1 (OT)
11/14/2004	#8	#18	East Lansing, Mich.	L, 0-2
10/28/2005	#2	#10	Ithaca, N.Y.	W, 4-2
10/29/2005	#2	#10	Ithaca, N.Y.	L, 3-4
10/26/2018	#8		Ithaca, N.Y.	L, 2-5
10/27/2018	#8		Ithaca, N.Y.	L, 3-4
11/1/2019	#4		East Lansing, Mich.	W, 3-2
11/2/2019	#4		East Lansing, Mich.	W, 6-2

## SCOUTING MICHIGAN STATE

- Michigan State enters this year's Division I Men's Ice Hockey Championship as the No. 1-ranked team in the country with its 26-6-4 overall record.
- The Spartans earning the Big Ten's automatic bid for the NCAA Tournament after defeating No. 9-ranked Ohio State, 4-3, in double overtime on Saturday night in East Lansing, Mich. The Spartans have won its last four games, defeating Notre Dame three times (twice in the regular season, once in the Big Ten Tournament) and Ohio State in the Big Ten championship game.
- Junior forward Isaac Howard, who scored the Spartans' game-winning goal on Saturday night, paces Michigan State's offense, leading the team in all three major scoring categories (26-25—51). Howard's point total is ahead of second-place holder Karsen Dowart (12-17—29) by 22 points.
- Goaltending duties have favored Trey Augustine (19-6-4, 2.01, .927) this season, who has started in all 29 appearances. Augustine has started each of Michigan State's last 15 contests, compiling a 2.04 goals-against average and .924 save percentage during the span with one shutout and has notched three assists.

## 58 YEARS, 472 MILES, 11 MEETINGS

- Cornell and Michigan State are meeting for the 12th time this evening. The Spartans own the series lead, 6-4-1, despite the Big Red winning the last two meetings at Munn Ice Arena to begin the 2019-20 season. Cornell won the opening game of the series, 3-2, before logging a resounding 6-2 win to earn the series sweep.

- Today will be the third-ever game played at a neutral site between the programs with the previous instances coming on Dec. 17, 1966, at the Boston Garden (Cornell won, 3-2) and a 9-4 victory for Michigan State on Dec. 29, 1994, at Joe Louis Arena in Detroit.

## POSTSEASON HISTORY WITH MICHIGAN STATE

- This evening will be the first time that Cornell and Michigan State are meeting in a postseason setting. It is the Big Red's first time playing an active member of the Big Ten since defeating Michigan in overtime, 3-2, on March 23, 2012, in Green Bay, Wis., in the semifinal of the Midwest Regional.

## CONNECTIONS WITH MICHIGAN STATE

- Ben Robertson played on the U.S. NTDP Under-17 Team in 2020-21 with Mikey DeAngelo, Isaac Howard, Red Savage, Charlie Stramel, and Owen West ... Robertson was also teammates on the Waterloo Black Hawks with Matt Basgall (2021-22) and Patrick Geary and Gavin O'Connell (2021-23) ... Savage and Remington Keopple represented Team USA at the 2022 World Junior Championships in Edmonton, Alberta ... Luke Devlin played with Stramel and Trey Augustine on the 2021-22 U.S. NTDP Under-17 Team ... David Gucciardi was teammates with Hank Kempf on the 2019-20 Muskegon Lumberjacks and on the 2020-21 Youngstown Phantoms with Tyler Catalano and Winter Wallace ... Tanner Kelly also spent time on the Muskegon Lumberjacks with Kempf and Devlin ... Catalano and Wallace also played with Tiernan Shoudy on the 2021-22 Youngstown Phantoms ... Shoudy spent time with Devlin on the 2021-22 Des Moines Buccaneers ... Marian Mosko (Visolaje) and Maxim Štrbák (Košice) are both natives of Slovakia, where they spent time on Slovakia's U18 and U20 junior teams, which included playing at the 2024 World Junior Championships in Gothenburg, Sweden ... Griffin Jurecki and Joey Larson were both teammates on the Lincoln Stars with Jack O'Leary and Winter Wallace (2020-21) ... Jurecki also played on the Stars in 2021-22 with Mosko ... Larson played with Kyle Penney on the 2019-20 Chilliwack Chiefs ... Sean Donaldson and Daniel Russell played two seasons together (2020-22) on the Sioux Falls Stampede ... Donaldson, Russell, and Karsen Dorwart all spent the 2021-22 season together on the Stampede ... Nathan Mackie played on the Salmon Arm Silverbacks with Sullivan Mack (2020-21) and Nicholas Wolfenberg (2023-24).

## MICHIGAN STATE'S NHL CONNECTIONS

- Adam Nightingale spent one season as a video coach for the Buffalo Sabres during the 2016-17 season before becoming the Detroit Red Wings' video coach from 2017-19 and was elevated to assistant coach for the 2019-20 season ... Red Savage is the son of former NHL player Brian Savage, who played in 674 NHL games between 1993-06 with Montréal, Phoenix, St. Louis, and Philadelphia ... Maxim Štrbák is the son of former NHL player Martin Štrbák, who played in 49 NHL games during the 2003-04 season with Los Angeles and Pittsburgh.

YEAR-BY-YEAR RESULTS

SEASON	RECORD	W%	GF	GA	+/-
1957-58	2-4-1	.357	37	48	-11
1958-59	3-10-0	.231	26	105	-79
1959-60	1-7-0	.125	17	66	-49
1960-61	3-8-0	.273	40	36	+4
1961-62	8-2-0	.800	50	20	+30
1962-63	5-4-1	.550	44	31	+13
1963-64	5-5-1	.500	35	37	-2
1964-65	11-2-0	.846	91	37	+54
1965-66	13-1-0	.929	95	22	+73
1966-67	10-1-0	.909	76	18	+58
1967-68	12-0-0	1.000	77	15	+62
1968-69	12-0-0	1.000	94	15	+79
1969-70	12-0-0	1.000	86	20	+66
1970-71	13-0-0	1.000	88	23	+65
1971-72	12-1-0	.923	95	30	+65
1972-73	14-0-1	.967	99	42	+57
1973-74	11-1-0	.917	74	40	+34
1974-75	9-3-1	.731	74	43	+31
1975-76	10-3-0	.769	82	42	+40
1976-77	14-2-0	.875	124	63	+61
1977-78	13-1-1	.900	126	51	+75
1978-79	13-3-0	.813	93	52	+41
1979-80	8-5-0	.615	67	50	+17
1980-81	12-1-0	.923	70	27	+43
1981-82	6-8-0	.429	59	47	+12
1982-83	9-1-2	.833	54	33	+21
1983-84	7-5-0	.583	49	51	-2
1984-85	11-1-1	.885	72	43	+29
1985-86	6-4-4	.571	62	54	+8
1986-87	6-6-0	.500	59	55	+4
1987-88	10-5-0	.667	69	40	+29
1988-89	9-3-0	.750	52	31	+21
1989-90	10-2-2	.786	60	37	+23
1990-91	10-3-2	.733	73	39	+34
1991-92	6-3-2	.636	35	27	+8
1992-93	4-9-0	.308	39	53	-14
1993-94	5-7-2	.429	57	59	-2
1994-95	4-4-4	.500	48	39	+9
1995-96	11-1-2	.857	75	32	+43
1996-97	10-4-2	.688	62	42	+20
1997-98	6-6-0	.500	31	29	+2
1998-99	6-7-1	.464	43	44	-1
1999-00	11-3-0	.786	57	33	+24
2000-01	7-2-4	.692	33	26	+7
2001-02	14-1-1	.906	65	27	+38
2002-03	15-0-0	1.000	68	14	+54
2003-04	7-7-5	.500	46	41	+5
2004-05	15-0-1	.969	64	18	+46
2005-06	12-3-2	.765	55	36	+19
2006-07	9-7-2	.556	54	38	+16
2007-08	10-5-2	.647	58	32	+26
2008-09	12-3-1	.781	45	21	+24
2009-10	12-3-1	.781	53	28	+25
2010-11	9-8-1	.528	52	48	+4
2011-12	10-3-2	.733	41	24	+17
2012-13	6-5-2	.538	26	25	+1
2013-14	8-5-2	.600	33	32	+1
2014-15	7-7-3	.500	35	40	-5
2015-16	9-5-2	.625	46	39	+7
2016-17	9-4-3	.656	42	38	+4
2017-18	15-2-0	.882	62	24	+38
2018-19	12-6-0	.667	60	35	+25
2019-20	11-0-2	.923	50	19	+31
2020-21	— NO SEASON (COVID-19 PANDEMIC) —				
2021-22	9-4-3	.656	50	31	+19
2022-23	12-3-1	.781	56	26	+30
2023-24	10-3-2	.733	51	26	+25
2024-25	9-4-1	.679	45	29	+16
TOTALS	622-236-73	.707	4006	2438	+1568



If you've never been to a Big Red hockey game at Cornell's Lynah Rink, there are quite a few things you've never experienced. You've never camped in line to get season tickets and ensure your spot as one of the raucous and devoted "Lynah Faithful." But most importantly, if you've never been to Lynah, you've never experienced all the best that college hockey offers.

Lynah Rink, which enters its 68th year serving as the home of Big Red hockey this season, was formally dedicated on April 6, 1957, a month after its opening to the public on March 4, 1957. The facility, which was built following a \$500,000 anonymous donation (approximately \$5.59 million in 2024), honors the late **JAMES LYNAH '05**, who served as the director of athletics at Cornell from 1935-43.

The donation to build Lynah Rink resurrected the Cornell hockey program following a 10-year hiatus, ensuring hockey returned as a varsity sport for the 1957-58 season.

Cornell began sponsoring hockey as a varsity sport with the 1900-01 season, which featured all Big Red home games played on the university's outdoor rink on Beebe Lake. Due to a series of abnormally mild winters, the program was left — literally — on thin ice, causing Cornell to drop the program entirely after the 1947-48 campaign.

Since its opening in March of 1957, Lynah Rink has received numerous face-lifts since hosting its inaugural event on March 21, 1957, a 7-3 victory for the NHL's New York Rangers in an exhibiton against the Rochester Americans of the American Hockey League (AHL). Hockey Hall of Fame goaltender Gump Worsley stopped 44 shots in the victory for the Rangers.

Among the renovations, Cornell spent nearly \$1 million in the summer of 2000, to replace the rink floor, drainage system, frost protection and refrigeration piping, and adding new boards and seamless glass.

During the summer of 2006, a 16,700-square-foot expansion added new locker rooms, coaches offices, study lounges, new athletic training space, and approximately 450 new seats in the seating bowl.

Over last season's winter break, updated Cornell branding on the façade and south concourse brought a more modern look to the facility.

Though many physical aspects of Lynah Rink have changed over time, the crowd remains constant. Lynah Rink can hold 4,267 boisterous Cornell hockey fans, who provide unwavering support for the Big Red while creating an unparalleled atmosphere in college hockey.

Although many rinks in the nation are bigger in capacity, few are known to be louder. The Cornell fans, aptly named the "Lynah Faithful," stream into every home contest, making themselves as much a part of the game as the players do. Whether they're cheering for the Big Red or joining the pep band in their rendition of "Give My Regards to Davy," the Lynah Faithful reaffirms the old saying, "There's no place like home."

Since the doors opened on Lynah Rink, the Cornell men's hockey program has won a pair of NCAA Division I men's hockey championships in 1967 and 1970, garnering an ECAC Hockey-record 13 tournament championships (1967-70, 1973, 1980, 1986, 1996-97, 2003, 2005, 2010, 2024) and 26 Ivy League titles, 22 of which have been won outright.

NCAA HISTORY

TOP DIVISION I HOME WIN PERCENTAGES  
Mike Schafer Era (1995-Present) (as of 3/22/25)

TEAM	RECORD	W%
Michigan	401-125-38	.745
Quinnipiac	332-109-40	.732
North Dakota	411-139-58	.724
Boston College	334-118-41	.719
Denver	409-152-49	.711
► Cornell	292-111-48	.701
Minnesota	404-166-52	.691
Boston University	320-143-54	.671
Maine	325-145-56	.671
Minnesota State	335-157-53	.663



# MIKE SCHAFER '86

30TH SEASON AS HEAD COACH

**Years at Cornell:** 37th Season  
**College:** Cornell '86

**M**IKE SCHAFER '86, the longest-tenured head coach in Cornell men's hockey history, is currently in his 30th and final season at the helm of the Cornell men's hockey program after announcing on June 13, 2024, that he will retire following the conclusion of the 2024-25 season.

Former Cornell standout centerman and assistant coach, and current associate head coach, **CASEY JONES** '90 will replace Schafer beginning with the 2025-26 season.

When Schafer returned to his alma mater in the summer of 1995 to become the 12th head coach in Cornell men's hockey history, Schafer's goal was to bring the Big Red to a position of national prominence.

Schafer has accomplished that objective with his career coaching record of 559-299-117. His 558 victories are the second-most by any Cornell coach with a single team, trailing former softball head coach **DICK BLOOD** (623).

Cornell has consistently been ranked among the nation's elite under Schafer, which includes the Big Red being ranked in the top 20 of the USCHO.com poll 442 times since its inception in 1997-98.

Along with being one of Cornell's legendary head coaches, Schafer's 559 career victories and .633 win percentage rank fourth among active Division I men's head coaches.

During his 29-plus seasons behind the Big Red bench, Schafer has guided Cornell to 14 NCAA Tournament appearances, which included a trip to Buffalo, N.Y., for the 2003 Frozen Four — the program's first since the 1979-80 campaign. Along with its Frozen Four appearance, the Big Red established the school record for wins (30), claiming one more victory than Cornell's 1969-70 national championship squad, who remains the lone Division I program to go undefeated in a single season (29-0-0). In addition to its 30 wins in 2002-03, Cornell had a 19-2-1 mark in ECAC Hockey play, signifying the program's best league play record since going 21-0-0 in 1969-70.

With Schafer serving as Cornell's bench boss, the Big Red have registered 14 20-win seasons and 17 campaigns with at least a .600 win percentage, including the last seven seasons in which the Big Red has competed. In ECAC Hockey play, the Schafer-led Big Red has won at least 10 conference games on 24 occasions, also including each of the last eight seasons.

In 2020, Schafer was named co-winner of the Spencer Penrose Award, given to the nation's top head coach, sharing the honor with North Dakota's Brad Berry. It was the first time Schafer won the award after being named ECAC Hockey's Coach of the Year five times (2002, 2003, 2005, 2018, 2020).

Cornell has claimed six Whitelaw Cup (ECAC Hockey tournament titles), two more than the late legendary **NED HARKNESS** for the most in Big Red history. Schafer also has guided Cornell to three Cleary Cups (ECAC's regular-season championships) over the past eight years.

Over his illustrious coaching career for Cornell, Schafer has coached 10 players to First Team All-America status (11 instances), eight Ivy League Players of the Year, six ECAC Hockey Ken Dryden Award winners (league's best goaltender), five Rookies of the Year in both ECAC Hockey and the Ivy League, and three ECAC Hockey Players of the Year.

Schafer and his wife, Diane, have two sons, Luke and John '18, and a daughter, Michelle.

## SCHAFER'S FILE

### COACHING EXPERIENCE

1986-90	Cornell (Assistant Coach)
1990-94	Western Michigan (Assistant Coach)
1994-95	Western Michigan (Associate Head Coach)
1995-Pres.	Cornell (Head Coach)

### PLAYING EXPERIENCE

1979-80	Georgetown Gemini (CJBHL)
1980-82	Guelph Platters (OPJHL)
1982-86	Cornell

### EDUCATION

<b>Cornell University</b>
B.A., Business Management & Marketing, 1986

### COACHING CAREER

SEASON	RECORD	W%	CONF.	W%
<b>CORNELL (1995 - PRESENT)</b>				
1995-96	21-9-4	.676	14-4-4	.727
1996-97	21-9-5	.671	14-6-2	.682
1997-98	15-16-2	.485	9-12-1	.432
1998-99	12-15-4	.452	9-10-3	.477
1999-00	16-14-2	.531	10-9-1	.525
2000-01	16-12-5	.561	11-8-3	.568
2001-02	25-8-2	.743	17-3-2	.818
2002-03	30-5-1	.847	19-2-1	.886
2003-04	16-10-6	.594	13-6-3	.659
2004-05	27-5-3	.814	18-2-2	.864
2005-06	22-9-4	.686	13-6-3	.659
2006-07	14-13-4	.516	10-8-4	.545
2007-08	19-14-3	.569	12-9-1	.568
2008-09	22-10-4	.667	13-6-3	.659
2009-10	21-9-4	.676	14-5-3	.705
2010-11	16-15-3	.515	11-9-2	.545
2011-12	19-9-7	.643	12-4-6	.682
2012-13	15-16-3	.485	8-11-3	.432
2013-14	17-10-5	.609	11-7-4	.591
2014-15	11-14-6	.452	9-9-4	.500
2015-16	16-11-7	.574	8-8-6	.500
2016-17	21-9-5	.671	13-4-5	.705
2017-18	25-6-2	.788	17-3-2	.818
2018-19	21-11-4	.639	13-5-4	.682
2019-20	23-2-4	.862	18-2-2	.864
2020-21	— NO SEASON (COVID-19 PANDEMIC) —			
2021-22	18-10-4	.625	12-6-4	.636
2022-23	21-11-2	.647	15-6-1	.705
2023-24	22-7-6	.714	12-6-4	.636
2024-25	18-10-6	.618	10-8-4	.545
<b>TOTALS</b>	<b>560-299-117</b>	<b>.633</b>	<b>365-184-87</b>	<b>.642</b>

## CORNELL'S RECORD UNDER SCHAFER

CATEGORY	2024-25	UNDER SCHAFER	STREAK	CATEGORY	2024-25	UNDER SCHAFER	STREAK	CATEGORY	2024-25	UNDER SCHAFER	STREAK
<b>Overall</b>	18-10-6	560-299-117	Won 6	<b>Cornell Scores First</b>	14-1-4	410-90-59	Won 6	<b>Leads after 1st period</b>	15-0-3	298-46-29	Won 9
<b>ECAC Hockey Game</b>	10-8-4	365-184-87	Won 1	<b>Opponent Scores First</b>	4-9-2	150-209-51	Lost 4	<b>Trails after 1st period</b>	3-6-1	68-153-30	Lost 6
<b>Ivy League Game</b>	5-2-2	198-95-35	Won 1					<b>Tied after 1st period</b>	0-4-2	194-100-58	Lost 1
<b>Non-Conference Game</b>	8-2-2	195-115-30	Won 5	<b>When Shutout</b>	0-1-0	0-50-7	Lost 6	<b>Leads after 2nd period</b>	13-0-0	429-22-29	Won 26
<b>Home</b>	9-4-1	293-111-48	Won 2	<b>Scores One Goal</b>	0-6-1	21-95-27	Lost 5	<b>Trails after 2nd period</b>	3-8-3	34-202-33	Lost 4
<b>Away</b>	6-6-4	202-132-56	Won 3	<b>Scores Two Goals</b>	0-2-3	85-91-46	Tied 1	<b>Tied after 2nd period</b>	2-2-3	97-75-55	Won 1
<b>Neutral Site</b>	3-0-1	65-56-13	Won 2	<b>Scores Three Goals</b>	5-1-2	153-43-28	Won 3	<b>Outshoots Opponent</b>	12-7-4	348-141-63	Won 4
<b>October</b>	0-0-0	18-10-2	Won 2	<b>Scores Four Goals</b>	5-0-0	127-16-6	Won 10	<b>Outshot by Opponent</b>	4-3-2	193-147-51	Won 3
<b>November</b>	4-2-3	139-65-25	Tied 1	<b>Scores 5+ Goals</b>	8-0-0	174-4-3	Won 116	<b>Tied in Shots</b>	2-0-0	19-11-3	Won 3
<b>December</b>	1-1-0	54-32-19	Lost 1	<b>Shutout Opponent</b>	4-0-0	115-0-7	Won 29	<b>In Overtime</b>	2-0-6	53-44-117	Won 1
<b>January</b>	3-4-2	114-65-37	Lost 2	<b>Allows One Goal</b>	7-0-1	198-16-27	Won 5	<b>In Shootouts</b>	5-1	14-11	Won 5
<b>February</b>	4-3-1	135-69-31	Lost 1	<b>Allows Two Goals</b>	5-1-3	164-51-46	Won 2	<b>vs. Ranked Opponents</b>	4-4-3	123-108-33	Won 2
<b>March</b>	6-0-0	100-57-3	Won 6	<b>Allows Three Goals</b>	2-2-2	63-71-28	Lost 1				
<b>April</b>	0-0-0	0-1-0	Lost 1	<b>Allows Four Goals</b>	0-5-0	19-74-6	Lost 8				
				<b>Allows 5+ Goals</b>	0-2-0	1-87-3	Lost 54				

SCHAFER MISCELLANEA

SCHAFER'S ALL-TIME VICTORIES				
11/10/95	vs. Brown	W, 4-1	1	
1/19/98	at Colgate	W, 3-2 (OT)	50	
3/10/01	vs. Princeton	W, 2-1	100	
3/1/03	at Yale	W, 3-0	150	
10/28/05	vs. Michigan State	W, 4-2	200	
3/7/08	vs. Dartmouth	W, 3-2	250	
11/27/10	vs. Colgate	W, 4-3	300	
11/1/13	vs. Princeton	W, 4-2	350	
1/7/17	at Merrimack	W, 1-0	400	
2/1/19	at Union	W, 4-0	450	
11/4/22	at Princeton	W, 3-1	500	
1/24/25	vs. Harvard	W, 4-1	550	
3/22/25	vs. <i>Clarkson</i>	W, 3-1	560	
GOALS SCORED UNDER SCHAFER • ALL GAMES				
11/10/95	Chad Wilson	A Michigan State	1	
2/23/96	Jeff Burgoyne	H Union	100	
1/25/97	Darren Tymchyshyn	H Ferris State	200	
1/17/98	Jeff Oates	H Colgate	300	
1/29/99	Denis Ladouceur	A Princeton	400	
2/4/00	Larry Pierce	A Harvard	500	
2/17/01	Mark McRae	H Vermont	600	
2/16/02	Matt McRae	A Vermont	700	
1/17/03	Ryan Vesce	A Union	800	
11/29/03	Byron Bitz	H Mercyhurst	900	
12/29/04	Cam Abbott	N Maine	1000	
12/2/05	Chris Abbott	H Princeton	1100	
12/1/06	Mitch Carefoot	H RPI	1200	
1/20/08	Topher Scott	H Clarkson	1300	
1/17/09	Michael Kennedy	A RPI	1400	
1/15/10	Locke Jillson	A Clarkson	1500	
1/14/11	Joe Devin	H RPI	1600	
1/21/12	Joakim Ryan	H Harvard	1700	
2/16/13	Nick D'Agostino	A Harvard	1800	
3/15/14	Patrick McCarron	H Clarkson	1900	
1/9/16	Jeff Kubiak	H Merrimack	2000	
2/3/17	Anthony Angello	A Union	2100	
1/19/18	Anthony Angello	H Colgate	2200	
2/1/19	Morgan Barron	A Union	2300	
1/10/20	Jeff Malott	A RPI	2400	
1/1/22	Ondrej Psenicka	A Arizona State	2500	
1/6/23	Jack Malone	A Union	2600	
12/29/23	Dalton Bancroft	N UMass	2700	
11/23/24	Dalton Bancroft	H Princeton	2800	
3/22/25	<i>Ryan Walsh</i>	N <i>Clarkson</i>	2885	
SCHAFER'S RECORD AGAINST OPPONENTS				
<i>Bold denotes 2024-25 opponent</i>				
AIC	1-0-1	Minnesota State	1-0-0	
Air Force	1-0-0	New Hampshire	4-4-0	
Alabama-Huntsville	5-0-1	Niagara	15-2-0	
Alaska	2-0-0	<b>North Dakota</b>	<b>6-4-0</b>	
<b>Arizona State</b>	<b>4-3-1</b>	Northeastern	5-0-0	
Army	1-1-1	Northern Michigan	4-1-1	
Bemidji State	0-1-0	Notre Dame	1-0-0	
Boston College	1-1-0	Ohio State	6-5-0	
Boston University	7-8-2	Omaha	2-1-1	
Bowling Green	0-1-1	Penn State	1-0-0	
<b>Brown</b>	<b>47-8-6</b>	<b>Princeton</b>	<b>47-18-3</b>	
Canisius	2-0-0	Providence	2-3-1	
<b>Clarkson</b>	<b>46-23-12</b>	<b>Quinnipiac</b>	<b>28-21-6</b>	
<b>Colgate</b>	<b>42-19-12</b>	RIT	2-2-0	
Colorado College	4-3-1	Robert Morris	1-0-0	
<b>Dartmouth</b>	<b>32-25-8</b>	<b>RPI</b>	<b>40-19-9</b>	
Denver	2-4-0	<b>Sacred Heart</b>	<b>2-3-1</b>	
Ferris State	2-3-0	St. Cloud State	1-1-0	
<b>Harvard</b>	<b>43-25-9</b>	<b>St. Lawrence</b>	<b>33-20-8</b>	
Lake Superior State	0-1-1	UConn	1-0-0	
Maine	2-5-3	<b>UMass</b>	<b>4-1-2</b>	
Mercyhurst	0-1-1	UMass Lowell	0-2-0	
Merrimack	4-2-0	<b>Union</b>	<b>40-21-9</b>	
Miami (Ohio)	4-3-0	Vermont	13-2-4	
Michigan	2-0-1	Wayne State	1-1-0	
<b>Michigan State</b>	<b>3-5-1</b>	Western Michigan	6-1-1	
Minnesota	0-1-0	Wisconsin	1-1-0	
Minnesota Duluth	2-2-1	<b>Yale</b>	<b>34-20-9</b>	

FIVE-YEAR SITUATIONAL BREAKDOWNS

	2019-20	2021-22	2022-23	2023-24	2024-25	FIVE-YEAR TOTAL	SCHAFER TOTAL
Overall	23-2-4	18-10-4	21-11-2	22-7-6	18-10-6	<b>102-40-22</b>	<b>560-299-117</b>
ECAC Hockey games	18-2-2	12-6-4	15-6-1	12-6-4	10-8-4	<b>67-28-15</b>	<b>365-184-87</b>
Ivy League games	8-1-1	5-3-2	8-2-0	5-2-3	5-2-2	<b>31-10-8</b>	<b>174-82-33</b>
Non-conference games	5-0-2	6-4-0	6-5-1	10-1-2	8-2-2	<b>35-12-7</b>	<b>195-115-30</b>
At home	11-0-2	9-4-3	12-3-1	10-3-2	9-4-1	<b>51-14-9</b>	<b>293-111-48</b>
On the road	10-2-1	8-6-1	7-6-1	8-3-2	6-6-4	<b>39-23-9</b>	<b>202-132-56</b>
At a neutral site	2-0-1	1-0-0	2-2-0	4-1-2	3-0-1	<b>12-3-4</b>	<b>65-56-13</b>
Leading after 1st period	15-0-0	10-3-3	15-2-1	14-0-1	15-0-3	<b>69-5-8</b>	<b>298-46-29</b>
Trailing after 1st period	0-1-0	2-6-1	3-4-1	1-4-1	3-6-1	<b>9-21-4</b>	<b>68-153-30</b>
Tied after 1st period	8-1-4	6-1-0	3-5-0	7-3-4	0-4-2	<b>24-14-10</b>	<b>194-100-58</b>
Leading after 2nd period	20-0-0	12-0-1	19-0-0	19-0-2	13-0-0	<b>83-0-3</b>	<b>429-22-29</b>
Trailing after 2nd period	0-2-3	3-8-1	1-7-1	2-4-1	3-8-3	<b>9-29-9</b>	<b>34-202-33</b>
Tied after 2nd period	3-0-1	3-2-2	1-4-1	1-3-3	2-2-3	<b>10-11-10</b>	<b>97-75-55</b>
Outshooting opponent	17-1-3	12-8-2	18-6-2	15-5-4	12-6-4	<b>74-26-15</b>	<b>348-140-63</b>
Outshot by opponent	3-1-1	5-1-2	2-4-0	7-2-2	4-4-2	<b>21-12-7</b>	<b>193-148-51</b>
Shots are even	3-0-0	1-1-0	1-1-0	0-0-0	2-0-0	<b>7-2-0</b>	<b>19-11-3</b>
One-goal margin	3-1	7-7	6-7	4-5	2-2	<b>22-22</b>	<b>204-139</b>
Two-goal margin	7-0	3-1	5-2	6-1	6-3	<b>27-7</b>	<b>131-66</b>
Three-plus-goal margin	13-1	8-2	10-2	12-1	10-5	<b>53-11</b>	<b>225-94</b>
Scoring first	20-0-1	12-2-3	18-3-1	17-3-4	14-1-4	<b>81-9-13</b>	<b>410-90-59</b>
Opponent scores first	3-2-3	6-8-1	3-8-1	5-4-2	4-9-2	<b>21-29-7</b>	<b>150-209-51</b>
In October	0-0-0	2-0-0	0-2-0	2-0-0	0-0-0	<b>4-2-0</b>	<b>18-10-2</b>
In November	9-0-0	6-1-0	6-2-0	3-3-1	4-2-3	<b>28-8-4</b>	<b>138-65-25</b>
In December	1-1-0	1-0-1	2-1-1	1-1-2	1-1-0	<b>6-4-4</b>	<b>54-32-19</b>
In January	4-1-4	4-3-2	5-2-0	5-0-1	3-4-2	<b>21-10-9</b>	<b>114-65-37</b>
In February	9-0-0	4-4-1	5-2-1	5-1-2	4-3-1	<b>22-11-9</b>	<b>135-69-31</b>
In March	0-0-0	1-2-0	3-2-0	6-2-0	6-0-0	<b>16-6-0</b>	<b>100-57-3</b>
On Sunday	1-0-0	0-2-0	0-0-0	0-0-0	0-0-0	<b>1-3-0</b>	<b>19-19-5</b>
On Monday	0-0-0	0-0-0	0-0-0	0-0-0	0-0-0	<b>0-0-0</b>	<b>3-2-0</b>
On Tuesday	0-0-0	0-1-0	1-0-0	0-0-0	0-0-0	<b>1-1-0</b>	<b>13-7-3</b>
On Wednesday	0-0-0	0-0-0	0-0-0	0-0-0	0-0-0	<b>0-0-0</b>	<b>3-4-1</b>
On Thursday	0-0-0	0-0-0	2-0-0	1-0-0	0-0-0	<b>3-0-0</b>	<b>7-8-1</b>
On Friday	11-1-1	7-5-1	10-4-1	11-3-2	9-5-2	<b>48-18-7</b>	<b>262-107-45</b>
On Saturday	11-1-3	11-2-3	8-6-1	10-4-4	9-5-4	<b>49-18-15</b>	<b>253-152-62</b>
First of back-to-back	12-1-1	7-6-1	11-3-0	11-3-2	9-5-2	<b>50-18-8</b>	<b>277-112-44</b>
Second of back-to-back	10-1-3	9-2-3	7-5-2	9-3-3	8-5-3	<b>43-16-14</b>	<b>230-143-58</b>
Third in three days	0-0-0	0-1-0	0-0-0	0-0-0	0-0-0	<b>0-1-0</b>	<b>7-5-0</b>
In a single game	1-0-0	2-1-0	3-3-0	2-1-0	1-0-1	<b>9-5-1</b>	<b>46-39-15</b>
In overtime	0-0-4	4-1-4	0-2-2	2-2-6	2-0-6	<b>8-5-22</b>	<b>53-44-117</b>
In shootouts	0-0	0-4	1-1	4-2	5-1	<b>10-8</b>	<b>14-11</b>
vs. ECAC Hockey opp.	18-2-2	13-8-4	17-7-1	16-6-4	15-8-5	<b>79-29-14</b>	<b>444-222-93</b>
vs. Atlantic Hockey opp.	0-0-0	0-0-0	2-0-1	0-0-0	0-1-1	<b>2-1-2</b>	<b>12-5-3</b>
vs. Big Ten opp.	3-0-0	0-0-0	0-0-0	0-0-0	0-0-0	<b>3-0-0</b>	<b>4-3-0</b>
vs. CCHA opp.	0-0-0	0-0-0	0-0-0	0-0-0	0-0-0	<b>0-0-0</b>	<b>18-14-4</b>
vs. Hockey East opp.	1-0-1	1-0-0	1-2-0	2-0-1	1-0-0	<b>6-2-2</b>	<b>30-26-8</b>
vs. NCHC opp.	0-0-0	2-0-0	1-2-0	2-1-0	2-1-0	<b>7-4-0</b>	<b>13-9-1</b>
vs. Independent opp.	0-0-0	2-2-0	0-0-0	2-0-1	0-0-0	<b>4-2-1</b>	<b>10-3-3</b>
vs. Ranked Opponents	6-1-3	5-1-1	3-8-0	7-2-2	4-4-3	<b>25-16-9</b>	<b>123-108-33</b>

TEAM GOALS IN A GAME

1.	11	11/13/21 vs. RPI (W, 11-3)
2.	10	11/20/99 vs. Clarkson (W, 10-4)
	10	2/4/23 vs. Union (W, 10-1)
4.	9	3/9/18 vs. Quinnipiac (W, 9-1)
5.	8	1/23/96 vs. UMass (W, 8-1)
	8	3/8/96 vs. Colgate (W, 8-1)
	8	3/9/96 vs. Colgate (W, 8-3)
	8	2/6/99 vs. Princeton (W, 8-4)
	8	11/12/99 vs. Brown (W, 8-1)
	8	2/11/00 at Clarkson (W, 8-3)
	8	11/15/02 at Vermont (W, 8-0)
	8	2/8/03 vs. Vermont (W, 8-1)
	8	2/17/07 vs. Princeton (W, 8-4)
	8	12/29/22 vs. AIC (W, 8-4)

INDIVIDUAL GOALS IN A GAME

1.	4	Max Andreev	vs. RPI (11/13/21)
2.	3	Brad Chartrand	vs. Harvard (11/11/95)
	3	P.C. Drouin	at Union (12/10/95)
	3	Kyle Knopp	at Brown (2/17/96)
	3	David Kozier	at Harvard (11/13/98)
	3	Matt Moulson	vs. Dartmouth (2/7/03)
	3	Ryan Vesce	at Princeton (11/8/03)
	3	Matt Moulson	at Harvard (1/9/04)
	3	Mike Knoepfli	vs. Clarkson (3/12/04)
	3	Matt Moulson	vs. Union (2/19/05)
	3	Colin Greening	vs. Dartmouth (2/29/08)
	3	Tyler Roeszler	vs. Colgate (1/22/11)
	3	Mitch Vanderlaan	at Yale (11/12/16)
	3	Jeff Malott	at Princeton (1/13/17)
	3	Noah Bauld	vs. St. Lawrence (11/17/17)
	3	Kyle Betts	vs. Canisius (12/30/17)
	3	Anthony Angello	at Harvard (1/26/18)
	3	Morgan Barron	vs. Yale (11/9/19)
	3	Ben Berard	vs. Clarkson (2/29/20)
	3	Ben Berard	at Dartmouth (11/6/21)
	3	Matt Stienburg	at St. Lawrence (12/3/21)
	3	Dalton Bancroft	vs. UConn (11/26/22)
	3	Jonathan Castagna	vs. Princeton (1/19/24)
	3	Dalton Bancroft	vs. St. Lawrence (2/22/25)

TEAM ASSISTS IN A GAME

1.	22	11/13/21 vs. RPI (W, 11-3)
2.	20	11/20/99 vs. Clarkson (W, 10-4)
	20	11/20/99 vs. Clarkson (W, 10-4)
4.	18	3/9/18 vs. Quinnipiac (W, 9-1)
	18	2/4/23 vs. Union (W, 10-1)
6.	16	1/23/96 vs. UMass (W, 8-1)
	16	3/8/96 vs. Colgate (W, 8-1)
	16	3/9/96 vs. Colgate (W, 8-3)
	16	2/6/99 vs. Princeton (W, 8-4)
	16	11/12/99 vs. Brown (W, 8-1)
	16	2/11/00 at Clarkson (W, 8-3)
	16	11/15/02 at Vermont (W, 8-0)
	16	2/8/03 vs. Vermont (W, 8-1)
	16	2/17/07 vs. Princeton (W, 8-4)
	16	12/29/22 vs. AIC (W, 8-4)

INDIVIDUAL ASSISTS IN A GAME

1.	4	Jeff Burgoyne	vs. Princeton (2/6/99)
	4	Kyle Knopp	at RPI (2/26/99)
	4	Mark McRae	at Clarkson (2/11/00)
	4	Mike Knoepfli	vs. Vermont (2/8/03)
	4	Ryan Vesce	at Princeton (11/8/03)
	4	Ryan Vesce	at Harvard (1/9/04)
	4	Byron Bitz	vs. Princeton (2/13/04)
	4	Brenden Locke	vs. Quinnipiac (3/9/18)
	4	Yanni Kaldis	vs. Quinnipiac (3/9/18)
	4	Nick DeSantis	at RPI (1/7/23)
11.	3	83 times by 57 players	Last: Sullivan Mack, at Brown (2/14/25)

TEAM POINTS IN A GAME

1.	33	11/13/21 vs. RPI (W, 11-3; 11g-22a)
2.	30	11/20/99 vs. Clarkson (W, 10-4; 10g-20a)
3.	28	2/4/23 vs. Union (W, 10-1; 10g-18a)
4.	27	3/9/18 vs. Union (W, 10-1; 9g-18a)
5.	24	1/23/96 vs. Quinnipiac (W, 9-1; 8g-16a)
	24	3/8/96 vs. UMass (W, 8-1; 8g-16a)
	24	3/9/96 vs. Colgate (W, 8-1; 8g-16a)
	24	2/6/99 vs. Colgate (W, 8-3; 8g-16a)
	24	11/12/99 vs. Princeton (W, 8-4; 8g-16a)
	24	2/11/00 vs. Brown (W, 8-1; 8g-16a)
	24	11/15/02 at Clarkson (W, 8-3; 8g-16a)
	24	2/8/03 at Vermont (W, 8-0; 8g-16a)
	24	2/17/07 vs. Vermont (W, 8-1; 8g-16a)
	24	12/29/22 vs. Princeton (W, 8-4; 8g-16a)

INDIVIDUAL POINTS IN A GAME

1.	7	Ryan Vesce (3g-4a)	at Princeton (11/8/03)
2.	6	Max Andreev (4g-2a)	vs. Union (11/13/21)
3.	5	Kyle Knopp (2g-3a)	at Union (12/10/95)
	5	Denis Ladouceur (2g-3a)	vs. Clarkson (11/20/99)
5.	4	44 times by 34 players	Last: Dalton Bancroft (3g-a), vs. SLU (2/22/25)

POWER-PLAY GOALS IN A GAME

1.	6	2/4/23 vs. Union (W, 10-1)
2.	5	12/10/95 at Union (T, 5-5 — OT)
	5	2/8/03 vs. Vermont (W, 8-1)
4.	4	12/1/95 vs. Yale (W, 6-2)
	4	2/16/96 at Harvard (W, 5-4 — OT)
	4	2/6/99 vs. Princeton (W, 8-4)
	4	11/6/09 vs. Dartmouth (W, 5-1)
	4	10/26/13 at Omaha (W, 4-3)
9.	3	46 times, Last: 1/21/23 vs. Princeton (W, 3-2)

SHORT-HANDED GOALS IN A GAME

1.	2	11/11/95 vs. Harvard (W, 5-3)
	2	12/2/95 vs. Princeton (T, 5-5 — OT)
	2	2/7/97 at Dartmouth (W, 5-3)
	2	2/6/99 vs. Princeton (W, 8-4)
	2	3/11/05 vs. Clarkson (W, 5-0)
	2	1/13/12 at Quinnipiac (W, 2-1)
7.	1	61 times, Last: 3/15/25 at Colgate (W, 3-0)

TEAM SAVES IN A GAME

1.	60	3/17/13 at Quinnipiac (L, 2-3 — 2OT)
2.	59	3/26/06 vs. Wisconsin (L, 0-1 — 3OT)
3.	52	12/27/96 vs. Providence (W, 4-3 — 3OT)
	52	2/13/10 vs. Yale (L, 1-2 — OT)
5.	47	11/22/97 vs. Yale (L, 1-2 — OT)
	47	11/24/98 at Northeastern (W, 4-2)
7.	46	12/10/95 at Union (T, 5-5 — OT)
	46	3/9/12 vs. Dartmouth (W, 4-3 — 2OT)
9.	45	3/1/96 at Clarkson (L, 1-2 — OT)
	45	3/16/01 vs. Harvard (W, 5-2)
	45	11/30/07 vs. UMass (T, 0-0 — OT)

INDIVIDUAL SAVES IN A GAME

1.	60	Andy Iles	at Quinnipiac (3/17/13 — 2OT)
2.	59	David McKee	vs. Wisconsin (3/26/06 — 3OT)
3.	52	Jean-Marc Pelletier	vs. Providence (12/27/96 — 3OT)
	52	Ben Scrivens	vs. Yale (2/13/10 — OT)
5.	47	Jason Elliott	vs. Yale (11/22/97 — OT)
	47	Matt Underhill	at Northeastern (11/24/98)
7.	46	Jason Elliott	at Union (12/10/95 — OT)
	46	Andy Iles	vs. Dartmouth (W, 4-3 — 2OT)
9.	45	Jason Elliott	at Clarkson (3/1/96 — OT)
	45	Matt Underhill	vs. Harvard (3/16/01)
	45	Ben Scrivens	vs. UMass (11/30/07 — OT)

QUICKEST GOALS TO BEGIN GAME

1.	0:08	Dalton Bancroft	vs. Yale (11/8/24)
2.	0:16	Ryan O'Byrne	at St. Lawrence (2/25/05)
3.	0:22	Tristan Mullin	at Brown (2/15/19)
4.	0:25	Matt McRae	at Yale (11/30/01)
5.	0:27	Denis Ladouceur	vs. Union (12/4/98)
6.	0:28	Anthony Angello	vs. RPI (2/27/16)
7.	0:29	Jamie Papp	vs. Harvard (3/7/97)
8.	0:31	Ryan Vesce <sup>(PP)</sup>	at Harvard (2/15/03)
	0:31	Nick D'Agostino	vs. Harvard (2/18/11)
10.	0:32*	Dalton Bancroft	vs. UConn (11/26/22)

\* - denotes game-winning goal

LATEST GOALS IN REGULATION

1.	59:59	Tyler Mugford <sup>(EN)</sup>	vs. Robert Morris (10/26/06)
	59:59	Blake Gallagher <sup>(EN)</sup>	vs. Brown (2/12/10)
	59:59	Anthony Angello <sup>(EN)</sup>	at Yale (11/12/16)
	59:59	Anthony Angello <sup>(EN)</sup>	at Harvard (1/26/18)
5.	59:58*	Alec McCrea <sup>(PP)</sup>	vs. Harvard (11/11/17)
6.	59:57	Kyle Knopp <sup>(EN)</sup>	vs. St. Lawrence (3/1/97)
	59:57	Vinnie Auger <sup>(PP/EN)</sup>	vs. Northeastern (11/1/97)
	59:57	Krzysztof Wieckowski <sup>(EN)</sup>	at Boston Univ. (11/25/01)
9.	59:56	Colin Greening <sup>(EN)</sup>	vs. Colgate (11/24/09)
10.	59:55	Shane Palahicky <sup>(PP)</sup>	vs. Yale (11/8/02)
	59:55	Sullivan Mack <sup>(EN)</sup>	vs. North Dakota (11/1/24)

\* - denotes game-winning goal

QUICKEST GAME-WINNING GOALS

1.	0:32	Dalton Bancroft	vs. UConn (11/26/22)
2.	0:37	Michael Kennedy	at RPI (1/17/09)
3.	0:42	Taylor Davenport	vs. Union (12/2/06)
4.	0:46	Sullivan Mack	at Princeton (2/26/22)
5.	1:21	Brenden Locke	vs. Union (3/16/19)
6.	1:23	Ryan Walsh	vs. Harvard (1/24/25)
7.	1:38	Mike Iggulden	at Clarkson (2/26/05)
8.	1:49	Max Andreev	vs. St. Lawrence (2/28/20)
9.	1:59	Cam Abbott	at Union (1/17/03)
10.	2:17	Trevor Yates	vs. Colgate (11/13/15)

LATEST GAME-WINNING GOALS

1.	110:14	David Adler <sup>(3OT)</sup>	vs. Providence (12/27/96)
2.	97:40	Sean Whitney <sup>(2OT)</sup>	vs. Dartmouth (3/9/12)
3.	90:32	Matt Moulson <sup>(2OT)</sup>	vs. Clarkson (3/11/06)
4.	89:54	Colin Greening <sup>(2OT)</sup>	vs. Princeton (3/20/09)
5.	88:30	Raymond Sawada <sup>(2OT)</sup>	vs. Clarkson (3/10/06)
6.	81:09	Matt McRae <sup>(2OT)</sup>	vs. Boston College (3/30/03)
7.	74:39	Tim Rego <sup>(PP/OT)</sup>	vs. Quinnipiac (3/21/25)
8.	72:32	Brian Ferlin <sup>(OT)</sup>	vs. Clarkson (3/16/14)
9.	70:41	Joe Devin <sup>(OT)</sup>	vs. Quinnipiac (3/13/11)
10.	67:25	David Kozier <sup>(OT)</sup>	vs. Princeton (3/9/01)

LATEST GAME-WINNING GOALS (NON-OT)

1.	59:58	Alec McCrea <sup>(PP)</sup>	vs. Harvard (11/11/17)
2.	59:54	Ben Berard	at Dartmouth (11/6/21)
3.	59:44	Sam Paolini	vs. Yale (2/9/02)
4.	59:42	Evan Barlow	vs. Northeastern (3/28/09)
5.	59:41	Larry Pierce	vs. Niagara (11/6/98)
6.	59:37	Mark McCutcheon	vs. Quinnipiac (12/3/05)
7.	59:35	Yanni Kaldis <sup>(PP)</sup>	at RPI (2/4/17)
8.	59:34	Travis Bell	at St. Lawrence (1/26/02)
9.	59:21	Mark McCutcheon	at Colgate (2/4/06)
10.	59:20	Colin Greening <sup>(EN)</sup>	at Yale (11/9/07)

Bold denotes accomplished this season

SINGLE-SEASON AND CAREER LEADERS UNDER SCHAFER

GOALS IN A SEASON

1.	24	Brad Chartrand	1995-96
2.	22	Matt Moulson	2004-05
3.	19	Ryan Vesce	2002-03
4.	18	P.C. Drouin	1995-96
	18	Matt Moulson	2003-04
	18	Matt Moulson	2005-06
	18	Blake Gallagher	2009-10
8.	17	Joe Devin	2010-11
9.	15	Six times by six players Last: Dalton Bancroft (2024-25)	

GOALS BY DEFENSEMAN, SEASON

1.	13	Chad Wilson	1996-97
2.	11	Tony Bergin	1996-97
	11	Doug Murray	2001-02
4.	9	Mark McRae	2002-03
	9	Charlie Cook	2004-05
6.	8	Mark McRae	2000-01
	8	Mark McRae	2001-02
	8	Nick D'Agostino	2011-12
	8	Joakim Ryan	2013-14
	8	Sam Malinski	2022-23
8	Tim Rego	2024-25	

ASSISTS IN A SEASON

1.	33	Stephen Bâby	2002-03
2.	32	Kyle Knopp	1998-99
3.	30	Gabriel Seger	2023-24
4.	26	Steve Wilson	1995-96
	26	Ryan Vesce	2002-03
6.	25	Greg Miller	2010-11
7.	24	Yanni Kaldis	2018-19
8.	23	Stephen Bâby	2001-02
	23	Riley Nash	2009-10
	23	Gabriel Seger	2022-23

ASSISTS BY DEFENSEMAN, SEASON

1.	26	Steve Wilson	1995-96
2.	24	Yanni Kaldis	2018-19
3.	22	Mark McRae	2001-02
4.	21	Doug Murray	2001-02
5.	20	Doug Murray	2002-03
	20	Joakim Ryan	2012-13
	20	Yanni Kaldis	2019-20
8.	19	Mark McRae	2002-03
	19	Charlie Cook	2003-04
	19	Patrick McCarron	2016-17

POINTS IN A SEASON

1.	45	Ryan Vesce	2002-03
2.	44	Gabriel Seger	2023-24
3.	43	Brad Chartrand	1995-96
4.	42	Kyle Knopp	1998-99
	42	Matt Moulson	2004-05
6.	41	Stephen Bâby	2002-03
7.	38	Matt Moulson	2005-06
8.	37	Blake Gallagher	2009-10
9.	35	Matt Moulson	2003-04
	35	Colin Greening	2009-10
	35	Riley Nash	2009-10

POINTS BY DEFENSEMAN, SEASON

1.	32	Doug Murray	2001-02
2.	30	Steve Wilson	1995-96
	30	Mark McRae	2001-02
4.	28	Mark McRae	2002-03
	28	Yanni Kaldis	2018-19
6.	26	Sam Malinski	2022-23
7.	25	Doug Murray	2002-03
	25	Patrick McCarron	2016-17
	25	Yanni Kaldis	2019-20
10.	24	Joakim Ryan	2013-14

TEAM GOALS IN A SEASON

1.	139	1995-96	# of players with goals:	19
2.	133	2002-03	# of players with goals:	19
3.	123	1996-97	# of players with goals:	19
4.	118	2001-02	# of players with goals:	21
5.	115	2023-24	# of players with goals:	18
6.	112	2004-05	# of players with goals:	18
	112	2022-23	# of players with goals:	22
8.	108	2018-19	# of players with goals:	21
9.	107	2009-10	# of players with goals:	20
10.	106	2024-25	# of players with goals:	18

TEAM ASSISTS IN A SEASON

1.	237	1995-96	# of players with assists:	19
2.	236	2002-03	# of players with assists:	21
3.	198	2001-02	# of players with assists:	22
4.	195	2023-24	# of players with assists:	21
	195	2022-23	# of players with assists:	22
6.	193	1996-97	# of players with assists:	20
7.	190	2019-20	# of players with assists:	22
8.	186	2004-05	# of players with assists:	21
	186	2018-19	# of players with assists:	22
10.	181	2009-10	# of players with assists:	20

TEAM POINTS IN A SEASON

1.	376	1995-96	# of players with points:	20
2.	369	2002-03	# of players with points:	21
3.	316	2001-02	# of players with points:	23
	316	1996-97	# of players with points:	20
5.	310	2023-24	# of players with points:	21
6.	307	2022-23	# of players with points:	22
7.	298	2004-05	# of players with points:	21
8.	294	2019-20	# of players with points:	23
	294	2018-19	# of players with points:	22
10.	288	2009-10	# of players with points:	22

TEAM SAVES IN A SEASON

1.	1004	1997-98	Matches: 33	SV/match:	30.42
2.	978	1996-97	Matches: 35	SV/match:	27.94
3.	949	2010-11	Matches: 34	SV/match:	27.91
4.	948	2007-08	Matches: 36	SV/match:	26.33
5.	936	2015-16	Matches: 34	SV/match:	27.53
6.	915	2009-10	Matches: 34	SV/match:	26.91
7.	904	2012-13	Matches: 34	SV/match:	26.59
8.	898	1995-96	Matches: 34	SV/match:	26.41
9.	879	2016-17	Matches: 35	SV/match:	25.11
10.	870	2011-12	Matches: 35	SV/match:	24.86

SEASON GOALS-AGAINST AVERAGE

1.	1.24	2004-05	GA: 44	Minutes: 2134:19
2.	1.26	2002-03	GA: 46	Minutes: 2187:32
3.	1.52	2017-18	GA: 50	Minutes: 1978:38
4.	1.54	2019-20	GA: 45	Minutes: 1750:43
5.	1.68	2001-02	GA: 61	Minutes: 2176:41
6.	1.80	2023-24	GA: 64	Minutes: 2135:41
7.	1.82	2003-04	GA: 59	Minutes: 1942:47
8.	1.84	2009-10	GA: 63	Minutes: 2049:53
9.	1.849	2008-09	GA: 64	Minutes: 2076:35
10.	1.854	2022-23	GA: 63	Minutes: 2038:42

SEASON SHUTOUTS

1.	10	2004-05
	10	2017-18
3.	9	2002-03
4.	7	2009-10
	7	2008-09
	7	2015-16
7.	6	2011-12
8.	5	Six times, Last: 2021-22

Bold denotes accomplished this season / active player

CAREER GOALS

1.	71	Matt Moulson	2002-06
2.	53	Colin Greening	2006-10
3.	46	Doug Stienstra	1996-00
	46	Ryan Vesce	2000-04
5.	45	Ryan Moynihan	1996-00
6.	41	Mitch Vanderlaan	2015-19
7.	40	Kyle Knopp	1995-99
8.	38	Ondrej Psenicka	2021-Pr.
9.	37	Sam Paolini	1999-03
	37	Riley Nash	2007-10
	37	Joe Devin	2007-11

CAREER ASSISTS

1.	93	Kyle Knopp	1995-99
2.	86	Stephen Bâby	1999-03
3.	82	Ryan Vesce	2000-04
	82	Topher Scott	2004-08
5.	72	Yanni Kaldis	2016-20
6.	68	Mark McRae	1999-03
7.	67	Matt Moulson	2002-06
8.	64	Riley Nash	2007-10
	64	Greg Miller	2009-13
10.	63	Blake Gallagher	2006-10

CAREER POINTS

1.	138	Matt Moulson	2002-06
2.	133	Kyle Knopp	1995-99
3.	128	Ryan Vesce	2000-04
4.	115	Stephen Bâby	1999-03
	115	Colin Greening	2006-10
6.	107	Topher Scott	2004-08
7.	106	Ryan Moynihan	1996-00
8.	101	Riley Nash	2007-10
9.	99	Doug Stienstra	1996-00
10.	98	Mark McRae	1999-03
	98	Greg Miller	2009-13

CAREER SAVES

1.	2,988	Andy Iles	2010-14
2.	2,824	Ben Scrivens	2006-10
3.	2,403	Mitch Gillam	2013-17
4.	2,271	Ian Shane	2021-Pr.
5.	2,208	David McKee	2003-06
6.	2,052	Matt Underhill	1998-02
7.	1,977	Jason Elliott	1995-98
8.	1,844	Matthew Galajda	2017-20
9.	935	Dave LeNeveu	2001-03
10.	906	Ian Burt	1997-01

CAREER GOALS-AGAINST AVERAGE

1.	1.29	Dave LeNeveu	2001-03
2.	1.64	Matthew Galajda	2017-20
3.	1.71	David McKee	2003-06
4.	1.83	Ian Shane	2021-Pr.
5.	1.91	Ben Scrivens	2006-10
6.	2.15	Mitch Gillam	2013-17
7.	2.26	Andy Iles	2010-14
8.	2.29	Troy Davenport	2004-08
9.	2.32	Matt Underhill	1998-02
10.	2.33	Mike Garman	2008-11

CAREER SHUTOUTS

1.	19	Matthew Galajda	2017-20
	19	Ben Scrivens	2006-10
3.	18	David McKee	2003-06
4.	14	Ian Shane	2021-Pr.
5.	11	Dave LeNeveu	2001-03
	11	Mitch Gillam	2013-17
7.	9	Andy Iles	2010-14
8.	6	Matt Underhill	1998-02
9.	4	Jason Elliott	1995-98
10.	3	Hayden Stewart	2014-18

## SCHAFER'S ALUMNI IN THE NHL (AS OF MARCH 25)



### MORGAN BARRON

F | Winnipeg | CU from 2017-20

#### 2024-25 STATS

GP	G	A	PTS
63	6	5	11

#### CAREER NHL STATS

GP	G	A	PTS
245	28	28	56



### SAM MALINSKI

D | Colorado | CU from 2019-23

#### 2024-25 STATS

GP	G	A	PTS
65	3	9	12

#### CAREER NHL STATS

GP	G	A	PTS
88	6	16	22

## BIG RED NHLers UPCOMING SCHEDULE

### THURSDAY, MARCH 27

• Los Angeles at **Colorado**, 10:00 (ESPN)

### SATURDAY, MARCH 29

• St. Louis at **Colorado**, 4:30

### MONDAY, MARCH 31

• Calgary at **Colorado**, 8:30

### FRIDAY, MARCH 28

• New Jersey at **Winnipeg**, 8:00

### SUNDAY, MARCH 30

• Vancouver at **Winnipeg**, 3:00

### TUESDAY, APRIL 1

• **Winnipeg** at Los Angeles, 10:30

## #PRORED TRACKER

LAST UPDATED: MARCH 25, 2025

### NORTH AMERICA

#### NHL (2)

- Morgan Barron — Winnipeg
- Sam Malinski — Colorado

#### AHL (10)

- Anthony Angello — Syracuse
- Cole Bardreau — Bridgeport
- Jacob MacDonald — Colorado
- Jack Malone — Utica
- Jeff Malott — Ontario
- Travis Mitchell — Bridgeport
- Riley Nash — Hartford
- Joakim Ryan — Chicago
- Gabriel Seger — Grand Rapids
- Matt Stienburg — Colorado

#### ECHL (3)

- Max Andreev - Kansas City
- Ben Berard — Abbottsford
- Kyle Betts — Florida

#### SPHL (1)

- Hayden Stewart - Birmingham Bulls

### INTERNATIONAL

#### AUSTRIA - ICEHL (1)

- Sean Collins — Black Wings Linz

#### CZECHIA - EXTRALIGA (1)

- Joe Leahy - HC Vítkovice

#### ENGLAND - EIHL (1)

- Michael Regush — Coventry Blaze

#### GERMANY - DEL (3)

- Alex Green — Straubing Tigers
- Cody Haiskanen — Nürnberg Ice Tigers
- Alec McCrea — Düsseldorfer EG

#### GERMANY - DEL2 (1)

- Jake Weidner — EC Kassel Huskies

#### JAPAN - ASIA LEAGUE (1)

- Alex Rauter — Yokohama Griets

#### NORWAY (1)

- Mitch Gillam — Frisk Asker

#### RUSSIA - KHL (2)

- Kirill Gotovets — Dynamo Moskva
- Yanni Kaldis — Severstal Cherepovets

#### SWEDEN - HOCKEYALLSVENSKAN (1)

- Matt Cairns — IF Björklöven

## MALINSKI CONTINUES SCORING SURGE

**MONTRÉAL (MARCH 22, 2025)** — Former Cornell defenseman **SAM MALINSKI** '23 continued his scoring prowess last Saturday night as he scored the game-opening tally for the Colorado Avalanche in its 5-4 shootout victory over the Montréal Canadiens at Bell Centre.

Malinski one-timed a pass from Joel Kiviranta from the top of the right faceoff circle following a rush out of the Avalanche's defensive zone. Colorado ended up taking a 3-0 lead in the second period and also led by three in the third period, 4-1, before Montréal scored three goals in four-plus minutes to force overtime.

Showcasing his scoring prowess of late, Malinski has three points in his last four games and five points across his previous six games.

Across 65 games played this season, Malinski has three goals and nine assists this season.

## CORNELLIANS IN THE NHL



### CORNELLIANS ACTIVELY IN THE NHL (2)

PLAYER	AT CORNELL	NHL SEASON	NHL TEAM
Morgan Barron	2017-20	4th	Winnipeg
Sam Malinski	2019-23	2nd	Colorado

### NHLers TO PLAY FOR SCHAFER AT CORNELL (30)

PLAYER	YEAR(S) COACHED	NHL CAREER	TEAM(S)
Joe Nieuwendyk	1986-87	1987-07	CGY, DAL, NJ, TOR, FLA
Corrie D'Alessio	1987-90	1992-93	HFD
Dan Ratushny	1988-90	1992-93	VAN
Ryan Hughes	1989-90	1995-96	BOS

### AS A HEAD COACH (26)

Brad Chartrand	1995-96	1999-04	LAK
P.C. Drouin	1995-96	1996-97	BOS
Jean-Marc Pelletier	1995-97	1998-04	PHI, PHX
Matt Underhill	1998-02	2003-04	CHI
Douglas Murray	1999-03	2005-14	SJ, PIT, MTL
Ryan Vesce	2000-04	2008-10	SJ
Mike Iggulden	2001-05	2007-09	SJ, NYI
David LeNeveu	2001-03	2005-11	PHX, CBJ
Matt Moulson	2002-06	2007-18	LA, NYI, BUF, MIN
Ryan O'Byrne	2003-06	2007-13	MTL, COL, TOR
Byron Bitz	2003-07	2008-12	BOS, FLA, VAN
Raymond Sawada	2004-08	2008-11	DAL
Colin Greening	2006-10	2010-16	OTT, TOR
Brendon Nash	2006-10	2010-11	MTL
Ben Scrivens	2006-10	2011-16	TOR, LA, EDM, MTL
Riley Nash	2007-10	2011-24	CAR, BOS, CBJ, WPG, TB, ARI, NYR
Sean Collins	2008-12	2012-16	CBJ, WSH
Brian Ferlin	2011-14	2014-15	BOS
Joakim Ryan	2011-15	2017-21	SJ, LA, CAR
Jacob MacDonald	2011-15	2018-24	FLA, COL, SJ
Cole Bardreau	2011-15	2019-23	NYI
Anthony Angello	2015-18	2019-22	PIT
<b>Morgan Barron</b>	<b>2018-20</b>	<b>2020-25</b>	<b>NYR, WPG</b>
Jeff Malott	2016-20	2021-22	WPG
<b>Sam Malinski</b>	<b>2019-23</b>	<b>2023-25</b>	<b>COL</b>
Matt Stienburg	2019-23	2024-25	COL

### CORNELLIANS IN HOCKEY HALL OF FAME (2)



### KEN DRYDEN

G | Montréal | CU from 1966-69

#### CAREER STATS

GP	SV	GAA	SV%
397	10,213	2.24	.922



5-time Vezina Trophy winner; 6-time All-Star




### JOE NIEUWENDYK

F | Calgary, Dallas, New Jersey, Toronto, Florida | CU from 1984-87

#### CAREER STATS

GP	G	A	PTS
1,257	564	562	1,126



1988 Calder; 1995 Clancy; 1999 Conn Smythe

**JACK O'BRIEN**

#3

**2024-25 STATS: 28 GP, 0 G, 3 A, 3 PTS, 2 PIM****Height:** 6-0 **Weight:** 184 lbs. **Shoots:** Left **Year:** Junior**Hometown:** White Rock, British Columbia**Previous Team:** Nanaimo Clippers (BCHL)

SEASON	GP	G	A	PTS	SH	SH%	PN-MIN	+/-	PPG	SHG	GWG	BLK	FOW	FOL	FO%
2022-23	1	0	0	0	1	.000	0-0	E	0	0	0	0	0	0	.000
2023-24	9	0	0	0	5	.000	0-0	+4	0	0	0	2	0	0	.000
2024-25	28	0	3	3	15	.000	1-2	+4	0	0	0	7	0	0	.000
<b>TOTALS</b>	<b>38</b>	<b>0</b>	<b>3</b>	<b>3</b>	<b>21</b>	<b>.000</b>	<b>1-2</b>	<b>+8</b>	<b>0</b>	<b>0</b>	<b>0</b>	<b>9</b>	<b>0</b>	<b>0</b>	<b>.000</b>

**O'BRIEN AT A GLANCE**

**Most Goals** \_\_\_\_\_ N/A  
**Most Assists** \_\_\_\_\_ 1, (3x), Last: at RPI (3/1/25)  
**Most Points** \_\_\_\_\_ 1, (3x), Last: at RPI (3/1/25)  
**First Goal** \_\_\_\_\_ N/A  
**First Assist** \_\_\_\_\_ at Dartmouth (11/15/24)  
**Last Goal** \_\_\_\_\_ N/A  
**Last Assist** \_\_\_\_\_ at RPI (3/1/25) - 4 games

**Longest Point Streak** \_\_\_\_\_ N/A  
**Longest Goal Streak** \_\_\_\_\_ N/A  
**Longest Assist Streak** \_\_\_\_\_ N/A

**HANK KEMPF**

#4

**2024-25 STATS: 34 GP, 2 G, 5 A, 7 PTS, 16 PIM****Height:** 6-2 **Weight:** 203 lbs. **Shoots:** Left **Year:** Senior**Hometown:** Wilmette, Ill.**Previous Team:** Muskegon Lumberjacks (USHL)

SEASON	GP	G	A	PTS	SH	SH%	PN-MIN	+/-	PPG	SHG	GWG	BLK	FOW	FOL	FO%
2021-22	32	0	8	8	54	.000	3-6	+8	0	0	0	12	0	0	.000
2022-23	31	1	1	2	25	.040	5-10	+12	0	0	0	30	0	0	.000
2023-24	35	1	7	8	34	.029	6-12	+14	0	0	1	59	0	0	.000
2024-25	34	2	5	7	28	.071	8-16	+6	0	0	0	30	0	0	.000
<b>TOTALS</b>	<b>132</b>	<b>4</b>	<b>21</b>	<b>25</b>	<b>141</b>	<b>.028</b>	<b>22-44</b>	<b>+40</b>	<b>0</b>	<b>0</b>	<b>1</b>	<b>131</b>	<b>0</b>	<b>0</b>	<b>.000</b>

**KEMPF AT A GLANCE**

**Most Goals** \_\_\_\_\_ 1, (4x), Last: vs. St. Lawrence (2/22/25)  
**Most Assists** \_\_\_\_\_ 2, (2x), Last: vs. St. Lawrence (3/23/24)  
**Most Points** \_\_\_\_\_ 2, (2x), Last: vs. St. Lawrence (3/23/24)  
**First Goal** \_\_\_\_\_ at RPI (1/7/23)  
**First Assist** \_\_\_\_\_ at Dartmouth (11/6/21)  
**Last Goal** \_\_\_\_\_ vs. St. Lawrence (2/22/25) - 7 games  
**Last Assist** \_\_\_\_\_ at Clarkson (2/1/25) - 13 games

**Longest Point Streak** \_\_\_\_\_ 4 games (11/6/21 - 11/19/21)  
**Longest Goal Streak** \_\_\_\_\_ N/A  
**Longest Assist Streak** \_\_\_\_\_ 4 games (11/6/21 - 11/19/21)

**HOYT STANLEY**

#5

**2024-25 STATS: 33 GP, 2 G, 10 A, 12 PTS, 40 PIM****Height:** 6-3 **Weight:** 203 lbs. **Shoots:** Right **Year:** Sophomore**Hometown:** West Vancouver, British Columbia**Previous Team:** Victoria Grizzlies (BCHL)

SEASON	GP	G	A	PTS	SH	SH%	PN-MIN	+/-	PPG	SHG	GWG	BLK	FOW	FOL	FO%
2023-24	35	2	8	10	37	.054	11-22	+16	0	0	0	25	0	0	.000
2024-25	33	2	10	12	31	.065	13-40	+14	0	0	0	44	0	0	.000
<b>TOTALS</b>	<b>68</b>	<b>4</b>	<b>18</b>	<b>22</b>	<b>68</b>	<b>.059</b>	<b>24-62</b>	<b>+30</b>	<b>0</b>	<b>0</b>	<b>0</b>	<b>69</b>	<b>0</b>	<b>0</b>	<b>.000</b>

**STANLEY AT A GLANCE**

**Most Goals** \_\_\_\_\_ 1, (4x), Last: vs. Yale (3/8/25)  
**Most Assists** \_\_\_\_\_ 2, vs. UMass (1/3/25)  
**Most Points** \_\_\_\_\_ 2, vs. UMass (1/3/25)  
**First Goal** \_\_\_\_\_ vs. UMass (12/29/23)  
**First Assist** \_\_\_\_\_ vs. Minnesota Duluth (10/27/23)  
**Last Goal** \_\_\_\_\_ vs. Yale (3/8/25) - 4 games  
**Last Assist** \_\_\_\_\_ at Colgate (3/14/25) - 3 games

**Longest Point Streak** \_\_\_\_\_ 3, (2x), Last: (3/1/24 - 3/14/25)  
**Longest Goal Streak** \_\_\_\_\_ N/A  
**Longest Assist Streak** \_\_\_\_\_ 3 games (1/13/24 - 1/20/24)

**GEORGE FEGARAS**

#6

**2024-25 STATS: 28 GP, 1 G, 12 A, 13 PTS, 10 PIM****Height:** 6-2 **Weight:** 212 lbs. **Shoots:** Right **Year:** Sophomore**Hometown:** Richmond Hill, Ontario**Previous Team:** Muskegon Lumberjacks (USHL)

SEASON	GP	G	A	PTS	SH	SH%	PN-MIN	+/-	PPG	SHG	GWG	BLK	FOW	FOL	FO%
2023-24	33	3	4	7	57	.053	6-12	+9	1	0	0	19	0	0	.000
2024-25	28	1	12	13	47	.021	5-10	+2	0	0	0	17	0	0	.000
<b>TOTALS</b>	<b>61</b>	<b>4</b>	<b>16</b>	<b>20</b>	<b>104</b>	<b>.038</b>	<b>11-22</b>	<b>+11</b>	<b>1</b>	<b>0</b>	<b>0</b>	<b>36</b>	<b>0</b>	<b>0</b>	<b>.000</b>

**FEGARAS AT A GLANCE**

**Most Goals** \_\_\_\_\_ 1, (4x), Last: vs. Dartmouth (1/25/25)  
**Most Assists** \_\_\_\_\_ 2, (3x), Last: at RPI (3/1/25)  
**Most Points** \_\_\_\_\_ 2, (4x), Last: at RPI (3/1/25)  
**First Goal** \_\_\_\_\_ at Brown (11/4/23)  
**First Assist** \_\_\_\_\_ at Brown (11/4/23)  
**Last Goal** \_\_\_\_\_ vs. Dartmouth (1/25/25) - 15 games  
**Last Assist** \_\_\_\_\_ vs. Yale (3/8/25) - 4 games

**Longest Point Streak** \_\_\_\_\_ 3 games (1/18/25 - 1/25/25)  
**Longest Goal Streak** \_\_\_\_\_ N/A  
**Longest Assist Streak** \_\_\_\_\_ 2, (3x), Last: (3/1/25 - 3/8/25)

**JIMMY RAYHILL**

#7

**2024-25 STATS: 6 GP, 0 G, 1 A, 1 PTS, 0 PIM****Height:** 5-9 **Weight:** 174 lbs. **Shoots:** Right **Year:** Senior**Hometown:** New Hartford, N.Y.**Previous Team:** Odessa Jackalopes (NAHL)

SEASON	GP	G	A	PTS	SH	SH%	PN-MIN	+/-	PPG	SHG	GWG	BLK	FOW	FOL	FO%
2021-22	0	0	0	0	0	.000	0-0	E	0	0	0	0	0	0	.000
2022-23	0	0	0	0	0	.000	0-0	E	0	0	0	0	0	0	.000
2023-24	0	0	0	0	0	.000	0-0	E	0	0	0	0	0	0	.000
2024-25	6	0	1	1	3	.000	0-0	E	0	0	0	2	0	1	.000
<b>TOTALS</b>	<b>6</b>	<b>0</b>	<b>1</b>	<b>1</b>	<b>3</b>	<b>.000</b>	<b>0-0</b>	<b>E</b>	<b>0</b>	<b>0</b>	<b>0</b>	<b>2</b>	<b>0</b>	<b>1</b>	<b>.000</b>

**RAYHILL AT A GLANCE**

**Most Goals** \_\_\_\_\_ N/A  
**Most Assists** \_\_\_\_\_ 1, vs. St. Lawrence (2/22/25)  
**Most Points** \_\_\_\_\_ 1, vs. St. Lawrence (2/22/25)  
**First Goal** \_\_\_\_\_ N/A  
**First Assist** \_\_\_\_\_ vs. St. Lawrence (2/22/25)  
**Last Goal** \_\_\_\_\_ N/A  
**Last Assist** \_\_\_\_\_ vs. St. Lawrence (2/22/25)

**Longest Point Streak** \_\_\_\_\_ N/A  
**Longest Goal Streak** \_\_\_\_\_ N/A  
**Longest Assist Streak** \_\_\_\_\_ N/A

**LUKE DEVLIN**

#8

**2024-25 STATS: 0 GP, 0 G, 0 A, 0 PTS, 0 PIM****Height:** 6-3 **Weight:** 209 lbs. **Shoots:** Left **Year:** Sophomore**Hometown:** Memphis, Tenn.**Previous Team:** West Kelowna Warriors (BCHL)

SEASON	GP	G	A	PTS	SH	SH%	PN-MIN	+/-	PPG	SHG	GWG	BLK	FOW	FOL	FO%
2023-24	30	6	2	8	29	.207	6-12	+1	0	0	1	7	26	37	.413
2024-25	0	0	0	0	0	.000	0-0	E	0	0	0	0	0	0	.000
<b>TOTALS</b>	<b>30</b>	<b>6</b>	<b>2</b>	<b>8</b>	<b>29</b>	<b>.207</b>	<b>6-12</b>	<b>+1</b>	<b>0</b>	<b>0</b>	<b>1</b>	<b>7</b>	<b>26</b>	<b>37</b>	<b>.413</b>

**DEVLIN AT A GLANCE****Most Goals** \_\_\_\_\_ 1, (6x), Last: at RPI (2/9/24)**Most Assists** \_\_\_\_\_ 1, (2x), Last: at Union (2/10/24)**Most Points** \_\_\_\_\_ 2, vs. Clarkson (2/3/24)**First Goal** \_\_\_\_\_ at Yale (11/3/23)**First Assist** \_\_\_\_\_ vs. Clarkson (2/3/24)**Last Goal** \_\_\_\_\_ at RPI (2/9/24) - 7 games**Last Assist** \_\_\_\_\_ at Union (2/10/24) - 6 games**Longest Point Streak** \_\_\_\_\_ 4 games (2/2/24 - 2/10/24)**Longest Goal Streak** \_\_\_\_\_ 3 games (2/2/24 - 2/9/24)**Longest Assist Streak** \_\_\_\_\_ N/A**JACK O'LEARY**

#9

**2024-25 STATS: 33 GP, 7 G, 9 A, 16 PTS, 19 PIM****Height:** 5-7 **Weight:** 158 lbs. **Shoots:** Right **Year:** Senior**Hometown:** St. James, N.Y.**Previous Team:** Cedar Rapids RoughRiders (USHL)

SEASON	GP	G	A	PTS	SH	SH%	PN-MIN	+/-	PPG	SHG	GWG	BLK	FOW	FOL	FO%
2021-22	11	1	1	2	9	.111	4-19	+3	0	0	0	1	0	0	.000
2022-23	29	6	11	17	30	.200	4-8	+19	0	0	2	19	0	1	.000
2023-24	35	7	8	15	43	.163	6-12	+15	0	0	1	12	2	7	.222
2024-25	33	7	9	16	42	.167	4-19	+5	0	0	3	10	7	7	.500
<b>TOTALS</b>	<b>108</b>	<b>21</b>	<b>29</b>	<b>50</b>	<b>124</b>	<b>.169</b>	<b>18-58</b>	<b>+42</b>	<b>0</b>	<b>0</b>	<b>6</b>	<b>42</b>	<b>9</b>	<b>15</b>	<b>.375</b>

**O'LEARY AT A GLANCE****Most Goals** \_\_\_\_\_ 1, (21x), Last: at Colgate (3/14/25)**Most Assists** \_\_\_\_\_ 3, at Clarkson (2/1/25)**Most Points** \_\_\_\_\_ 3, at Clarkson (2/1/25)**First Goal** \_\_\_\_\_ at North Dakota (1/7/22)**First Assist** \_\_\_\_\_ at North Dakota (1/7/22)**Last Goal** \_\_\_\_\_ at Colgate (3/14/25) - 3 games**Last Assist** \_\_\_\_\_ vs. St. Lawrence (2/22/25) - 7 games**Longest Point Streak** \_\_\_\_\_ 5 games (11/23/24 - 1/3/25)**Longest Goal Streak** \_\_\_\_\_ 2, (3x), Last: (11/30/24 - 12/6/24)**Longest Assist Streak** \_\_\_\_\_ 3, (3x), Last: (2/3/24 - 2/10/24)**JAKE KRAFT**

#10

**2024-25 STATS: 34 GP, 7 G, 6 A, 13 PTS, 4 PIM****Height:** 5-8 **Weight:** 180 lbs. **Shoots:** Left **Year:** Sophomore**Hometown:** Churchville, N.Y.**Previous Team:** Cedar Rapids RoughRiders (USHL)

SEASON	GP	G	A	PTS	SH	SH%	PN-MIN	+/-	PPG	SHG	GWG	BLK	FOW	FOL	FO%
2023-24	35	4	9	13	47	.085	1-2	+6	0	0	1	13	2	0	1.000
2024-25	34	7	6	13	55	.127	2-4	+6	0	0	1	10	3	9	.250
<b>TOTALS</b>	<b>69</b>	<b>11</b>	<b>15</b>	<b>26</b>	<b>102</b>	<b>.108</b>	<b>3-6</b>	<b>+12</b>	<b>0</b>	<b>0</b>	<b>2</b>	<b>23</b>	<b>5</b>	<b>9</b>	<b>.357</b>

**KRAFT AT A GLANCE****Most Goals** \_\_\_\_\_ 1, (10x), Last: at Clarkson (2/1/25)**Most Assists** \_\_\_\_\_ 2, at Princeton (1/17/25)**Most Points** \_\_\_\_\_ 3, at Princeton (1/17/25)**First Goal** \_\_\_\_\_ vs. Harvard (11/11/23)**First Assist** \_\_\_\_\_ at Yale (11/3/23)**Last Goal** \_\_\_\_\_ at Yale (2/15/25) - 9 games**Last Assist** \_\_\_\_\_ vs. Quinnipiac (3/21/25) - 1 game**Longest Point Streak** \_\_\_\_\_ 4 games (1/27/24 - 2/9/24)**Longest Goal Streak** \_\_\_\_\_ 2, (2x), Last: (1/11/25 - 1/17/25)**Longest Assist Streak** \_\_\_\_\_ 2, (3x), Last: (11/2/24 - 11/8/24)**SEAN DONALDSON**

#11

**2024-25 STATS: 15 GP, 0 G, 0 A, 0 PTS, 19 PIM****Height:** 5-11 **Weight:** 192 lbs. **Shoots:** Left **Year:** Junior**Hometown:** Vancouver, British Columbia**Previous Team:** Nanaimo Clippers (BCHL)

SEASON	GP	G	A	PTS	SH	SH%	PN-MIN	+/-	PPG	SHG	GWG	BLK	FOW	FOL	FO%
2022-23	22	3	7	10	34	.088	0-0	4	1	0	0	3	0	0	.000
2023-24	10	0	0	0	12	.000	0-0	-1	0	0	0	1	0	0	.000
2024-25	15	0	0	0	15	.000	4-19	-7	0	0	0	1	0	1	.000
<b>TOTALS</b>	<b>47</b>	<b>3</b>	<b>7</b>	<b>10</b>	<b>61</b>	<b>.049</b>	<b>4-19</b>	<b>-4</b>	<b>1</b>	<b>0</b>	<b>0</b>	<b>5</b>	<b>0</b>	<b>1</b>	<b>.000</b>

**DONALDSON AT A GLANCE****Most Goals** \_\_\_\_\_ 1, (3x), Last: vs. Princeton (1/21/23)**Most Assists** \_\_\_\_\_ 2, (2x), Last: vs. Brown (11/19/22)**Most Points** \_\_\_\_\_ 2, (2x), Last: vs. Brown (11/19/22)**First Goal** \_\_\_\_\_ at Minnesota Duluth (10/29/22)**First Assist** \_\_\_\_\_ 2, vs. Yale (11/18/22)**Last Goal** \_\_\_\_\_ vs. Princeton (1/21/23) - 30 games**Last Assist** \_\_\_\_\_ vs. AIC (12/30/22) - 34 games**Longest Point Streak** \_\_\_\_\_ 3 games (11/18/22 - 11/22/22)**Longest Goal Streak** \_\_\_\_\_ N/A**Longest Assist Streak** \_\_\_\_\_ 3 games (11/18/22 - 11/22/22)**TIM REGO**

#12

**2024-25 STATS: 34 GP, 8 G, 14 A, 22 PTS, 18 PIM****Height:** 6-0 **Weight:** 186 lbs. **Shoots:** Right **Year:** Senior**Hometown:** Mansfield, Mass.**Previous Team:** Brooks Bandits (AJHL)

SEASON	GP	G	A	PTS	SH	SH%	PN-MIN	+/-	PPG	SHG	GWG	BLK	FOW	FOL	FO%
2021-22	32	2	9	11	29	.069	3-6	+4	0	0	0	22	0	0	.000
2022-23	33	2	7	9	28	.071	8-16	+18	0	0	2	30	0	0	.000
2023-24	35	2	8	10	37	.054	7-14	+21	1	0	0	52	0	0	.000
2024-25	34	8	14	22	50	.160	5-18	+13	1	0	2	28	1	1	.500
<b>TOTALS</b>	<b>134</b>	<b>14</b>	<b>38</b>	<b>52</b>	<b>144</b>	<b>.097</b>	<b>23-54</b>	<b>+56</b>	<b>2</b>	<b>0</b>	<b>4</b>	<b>132</b>	<b>1</b>	<b>1</b>	<b>.500</b>

**REGO AT A GLANCE****Most Goals** \_\_\_\_\_ 2, (2x), Last: vs. Yale (3/8/25)**Most Assists** \_\_\_\_\_ 2, (3x), Last: vs. RPI (2/7/25)**Most Points** \_\_\_\_\_ 3, vs. RPI (11/13/21)**First Goal** \_\_\_\_\_ 2, vs. RPI (11/13/21)**First Assist** \_\_\_\_\_ 2, at Harvard (11/5/21)**Last Goal** \_\_\_\_\_ vs. Quinnipiac (3/21/25) - 1 game**Last Assist** \_\_\_\_\_ vs. Quinnipiac (3/21/25) - 1 game**Longest Point Streak** \_\_\_\_\_ 4 games, 2/7/25 - 2/15/25**Longest Goal Streak** \_\_\_\_\_ N/A**Longest Assist Streak** \_\_\_\_\_ 3, (3x), Last: (1/17/25 - 1/24/25)

**MARIAN MOSKO**

#13

**2024-25 STATS: 2 GP, 0 G, 0 A, 0 PTS, 0 PIM****Height:** 5-11 **Weight:** 181 lbs. **Shoots:** Left **Year:** Sophomore**Hometown:** Visolaje, Slovakia**Previous Team:** Fargo Force (USHL)

SEASON	GP	G	A	PTS	SH	SH%	PN-MIN	+/-	PPG	SHG	GWG	BLK	FOW	FOL	FO%
2023-24	11	0	1	1	2	.000	0-0	+3	0	0	0	3	0	0	.000
2024-25	2	0	0	0	1	.000	0-0	-1	0	0	0	1	0	0	.000
<b>TOTALS</b>	<b>13</b>	<b>0</b>	<b>1</b>	<b>1</b>	<b>3</b>	<b>.000</b>	<b>0-0</b>	<b>+2</b>	<b>0</b>	<b>0</b>	<b>0</b>	<b>4</b>	<b>0</b>	<b>0</b>	<b>.000</b>

**MOSKO AT A GLANCE****Most Goals** \_\_\_\_\_ N/A**Most Assists** \_\_\_\_\_ 1, vs. Princeton (1/19/24)**Most Points** \_\_\_\_\_ 1, vs. Princeton (1/19/24)**First Goal** \_\_\_\_\_ N/A**First Assist** \_\_\_\_\_ vs. Princeton (1/19/24)**Last Goal** \_\_\_\_\_ N/A**Last Assist** \_\_\_\_\_ vs. Princeton (1/19/24) - 9 games**Longest Point Streak** \_\_\_\_\_ N/A**Longest Goal Streak** \_\_\_\_\_ N/A**Longest Assist Streak** \_\_\_\_\_ N/A**RYAN WALSH**

#14

**2024-25 STATS: 34 GP, 14 G, 14 A, 28 PTS, 16 PIM****Height:** 6-1 **Weight:** 188 lbs. **Shoots:** Right **Year:** Sophomore**Hometown:** Rochester, N.Y.**Previous Team:** Cedar Rapids RoughRiders (USHL)

SEASON	GP	G	A	PTS	SH	SH%	PN-MIN	+/-	PPG	SHG	GWG	BLK	FOW	FOL	FO%
2023-24	35	12	10	22	73	.164	9-21	+5	4	0	5	9	251	241	.510
2024-25	35	14	14	28	87	.161	8-16	+10	3	0	2	18	392	310	.558
<b>TOTALS</b>	<b>69</b>	<b>26</b>	<b>24</b>	<b>50</b>	<b>160</b>	<b>.163</b>	<b>17-37</b>	<b>+15</b>	<b>7</b>	<b>0</b>	<b>7</b>	<b>27</b>	<b>643</b>	<b>551</b>	<b>.539</b>

**WALSH AT A GLANCE****Most Goals** \_\_\_\_\_ 2, (2x), Last: at Yale (2/15/25)**Most Assists** \_\_\_\_\_ 2, (4x), Last: vs. Quinnipiac (3/21/25)**Most Points** \_\_\_\_\_ 3, (4x), Last: at Yale (2/15/25)**First Goal** \_\_\_\_\_ vs. Minnesota Duluth (10/27/23)**First Assist** \_\_\_\_\_ vs. Minnesota Duluth (10/27/23)**Last Goal** \_\_\_\_\_ vs. Clarkson (3/22/25)**Last Assist** \_\_\_\_\_ 2, vs. Quinnipiac (3/21/25) - 1 game**Longest Point Streak** \_\_\_\_\_ 3, (5x), Last: (11/23/24 - 12/6/24)**Longest Goal Streak** \_\_\_\_\_ 3 games (1/27/24 - 2/3/24)**Longest Assist Streak** \_\_\_\_\_ 3 games (2/23/24 - 3/1/24)**TYLER CATALANO**

#15

**2024-25 STATS: 34 GP, 2 G, 4 A, 6 PTS, 26 PIM****Height:** 6-4 **Weight:** 216 lbs. **Shoots:** Right **Year:** Sophomore**Hometown:** St. Louis, Mo.**Previous Team:** Youngstown Phantoms (USHL)

SEASON	GP	G	A	PTS	SH	SH%	PN-MIN	+/-	PPG	SHG	GWG	BLK	FOW	FOL	FO%
2023-24	24	1	4	5	19	.053	3-14	-1	0	0	0	15	74	79	.484
2024-25	34	2	4	6	25	.080	9-26	+1	0	0	1	9	99	100	.497
<b>TOTALS</b>	<b>58</b>	<b>3</b>	<b>8</b>	<b>11</b>	<b>44</b>	<b>.068</b>	<b>12-40</b>	<b>E</b>	<b>0</b>	<b>0</b>	<b>1</b>	<b>24</b>	<b>173</b>	<b>179</b>	<b>.491</b>

**CATALANO AT A GLANCE****Most Goals** \_\_\_\_\_ 1, (3x), Last: at Dartmouth (11/15/24)**Most Assists** \_\_\_\_\_ 1, (8x), Last: at Yale (2/15/25)**Most Points** \_\_\_\_\_ 1, (11x), Last: at Yale (2/15/25)**First Goal** \_\_\_\_\_ vs. Yale (2/17/24)**First Assist** \_\_\_\_\_ vs. St. Lawrence (2/2/24)**Last Goal** \_\_\_\_\_ at Dartmouth (11/15/24) - 29 games**Last Assist** \_\_\_\_\_ at Yale (2/15/25) - 9 games**Longest Point Streak** \_\_\_\_\_ 3 games (2/2/24 - 2/9/24)**Longest Goal Streak** \_\_\_\_\_ N/A**Longest Assist Streak** \_\_\_\_\_ 3 games (2/2/24 - 2/9/24)**CHARLIE MAJOR**

#16

**2024-25 STATS: 26 GP, 4 G, 12 A, 16 PTS, 6 PIM****Height:** 5-10 **Weight:** 180 lbs. **Shoots:** Right **Year:** Freshman**Hometown:** Skaneateles, N.Y.**Previous Team:** Chicago Steel (USHL)

SEASON	GP	G	A	PTS	SH	SH%	PN-MIN	+/-	PPG	SHG	GWG	BLK	FOW	FOL	FO%
2024-25	26	4	12	16	55	.073	3-6	+7	1	0	1	8	100	100	.500
<b>TOTALS</b>	<b>26</b>	<b>4</b>	<b>12</b>	<b>16</b>	<b>55</b>	<b>.073</b>	<b>3-6</b>	<b>+7</b>	<b>1</b>	<b>0</b>	<b>1</b>	<b>8</b>	<b>100</b>	<b>100</b>	<b>.500</b>

**MAJOR AT A GLANCE****Most Goals** \_\_\_\_\_ 1, (4x), Last: at Colgate (3/15/25)**Most Assists** \_\_\_\_\_ 2, (2x), Last: at Colgate (3/14/25)**Most Points** \_\_\_\_\_ 2, (4x), Last: at Colgate (3/14/25)**First Goal** \_\_\_\_\_ vs. Colgate (12/6/24)**First Assist** \_\_\_\_\_ vs. North Dakota (11/2/24)**Last Goal** \_\_\_\_\_ at Colgate (3/15/25) - 2 games**Last Assist** \_\_\_\_\_ 2, at Colgate (3/14/25) - 3 games**Longest Point Streak** \_\_\_\_\_ 4 games (3/1/25 - 3/15/25)**Longest Goal Streak** \_\_\_\_\_ N/A**Longest Assist Streak** \_\_\_\_\_ 2, (3x), Last: (3/8/25 - 3/14/25)**DALTON BANCROFT**

#17

**2024-25 STATS: 34 GP, 15 G, 11 A, 26 PTS, 44 PIM****Height:** 6-3 **Weight:** 207 lbs. **Shoots:** Right **Year:** Junior**Hometown:** Madoc, Ontario**Previous Team:** Trenton Golden Hawks (OJHL)

SEASON	GP	G	A	PTS	SH	SH%	PN-MIN	+/-	PPG	SHG	GWG	BLK	FOW	FOL	FO%
2022-23	33	9	12	21	66	.136	8-19	+9	5	0	2	15	1	3	.250
2023-24	34	12	19	31	77	.156	7-25	+14	7	0	2	20	0	1	.000
2024-25	34	15	11	26	98	.153	11-44	+8	3	2	4	20	7	9	.438
<b>TOTALS</b>	<b>101</b>	<b>36</b>	<b>42</b>	<b>78</b>	<b>241</b>	<b>.149</b>	<b>26-88</b>	<b>+31</b>	<b>15</b>	<b>2</b>	<b>8</b>	<b>55</b>	<b>8</b>	<b>13</b>	<b>.381</b>

**BANCROFT AT A GLANCE****Most Goals** \_\_\_\_\_ 3, (2x), Last: vs. St. Lawrence (2/22/25)**Most Assists** \_\_\_\_\_ 2, (5x), Last: at Brown (2/14/25)**Most Points** \_\_\_\_\_ 4, vs. St. Lawrence (2/22/25)**First Goal** \_\_\_\_\_ vs. Yale (11/18/22)**First Assist** \_\_\_\_\_ at Minnesota Duluth (10/28/22)**Last Goal** \_\_\_\_\_ at Colgate (3/15/25) - 2 games**Last Assist** \_\_\_\_\_ vs. Quinnipiac (3/21/25) - 1 game**Longest Point Streak** \_\_\_\_\_ 4, (4x), Last: (3/15/24 - 3/23/24)**Longest Goal Streak** \_\_\_\_\_ 2, (4x), Last: (11/23/24 - 11/30/24)**Longest Assist Streak** \_\_\_\_\_ 4 games (3/15/24 - 3/23/24)

**KYLER KOVICH**

#18

**2024-25 STATS: 34 GP, 5 G, 8 A, 13 PTS, 25 PIM****Height:** 6-2 **Weight:** 185 lbs. **Shoots:** Left **Year:** Senior**Hometown:** Coquitlam, British Columbia**Previous Team:** Tri-City Storm (USHL)

SEASON	GP	G	A	PTS	SH	SH%	PN-MIN	+/-	PPG	SHG	GWG	BLK	FOW	FOL	FO%
2021-22	19	3	1	4	13	.231	4-8	+6	0	0	1	7	1	0	1.000
2022-23	16	1	2	3	10	.100	2-4	+3	0	0	0	2	0	0	.000
2023-24	7	0	1	1	7	.000	1-2	+1	0	0	0	3	0	1	.000
2024-25	34	5	8	13	39	.128	11-25	+15	0	1	1	15	109	100	.522
<b>TOTALS</b>	<b>76</b>	<b>9</b>	<b>12</b>	<b>21</b>	<b>69</b>	<b>.130</b>	<b>18-39</b>	<b>+25</b>	<b>0</b>	<b>1</b>	<b>2</b>	<b>27</b>	<b>110</b>	<b>101</b>	<b>.521</b>

**KOVICH AT A GLANCE****Most Goals** \_\_\_\_\_ 1, (9x), Last: vs. Quinnipiac (3/21/25)**Most Assists** \_\_\_\_\_ 2, at Colgate (3/14/25)**Most Points** \_\_\_\_\_ 2, at Colgate (3/14/25)**First Goal** \_\_\_\_\_ vs. Boston University (11/27/21)**First Assist** \_\_\_\_\_ at Dartmouth (11/6/21)**Last Goal** \_\_\_\_\_ vs. Quinnipiac (3/21/25) - 1 game**Last Assist** \_\_\_\_\_ 2, at Colgate (3/14/25) - 3 games**Longest Point Streak** \_\_\_\_\_ 3 games (2/7/25 - 2/14/25)**Longest Goal Streak** \_\_\_\_\_ 2 games (1/7/22 - 1/8/22)**Longest Assist Streak** \_\_\_\_\_ 2 games (2/24/23 - 2/25/23)**SULLIVAN MACK**

#19

**2024-25 STATS: 30 GP, 8 G, 13 A, 21 PTS, 19 PIM****Height:** 6-1 **Weight:** 194 lbs. **Shoots:** Left **Year:** Senior**Hometown:** Anchorage, Alaska**Previous Team:** Salmon Arm Silverbacks (BCHL)

SEASON	GP	G	A	PTS	SH	SH%	PN-MIN	+/-	PPG	SHG	GWG	BLK	FOW	FOL	FO%
2021-22	20	1	1	2	27	.037	2-4	-3	0	0	1	5	0	0	.000
2022-23	25	6	4	10	29	.207	4-8	+6	0	0	2	13	0	0	.000
2023-24	29	7	10	17	44	.159	1-2	+6	0	1	1	7	0	1	.000
2024-25	30	8	13	21	63	.127	4-19	+9	1	0	1	9	5	8	.385
<b>TOTALS</b>	<b>104</b>	<b>22</b>	<b>28</b>	<b>50</b>	<b>163</b>	<b>.135</b>	<b>11-33</b>	<b>+18</b>	<b>1</b>	<b>1</b>	<b>5</b>	<b>34</b>	<b>5</b>	<b>9</b>	<b>.357</b>

**MACK AT A GLANCE****Most Goals** \_\_\_\_\_ 2, (3x), Last: vs. Maine (3/28/24)**Most Assists** \_\_\_\_\_ 3, at Brown (2/14/25)**Most Points** \_\_\_\_\_ 3, at Brown (2/14/25)**First Goal** \_\_\_\_\_ at Princeton (2/26/22)**First Assist** \_\_\_\_\_ vs. RPI (11/13/21)**Last Goal** \_\_\_\_\_ at Colgate (3/15/25) - 2 games**Last Assist** \_\_\_\_\_ at RPI (3/1/25) - 5 games**Longest Point Streak** \_\_\_\_\_ 6 games (2/15/24 - 3/1/25)**Longest Goal Streak** \_\_\_\_\_ 2, (2x), Last: (3/14/25 - 3/15/25)**Longest Assist Streak** \_\_\_\_\_ 3, (2x), Last: (2/22/25 - 3/1/25)**BEN ROBERTSON**

#21

**2024-25 STATS: 34 GP, 2 G, 11 A, 13 PTS, 8 PIM****Height:** 5-11 **Weight:** 191 lbs. **Shoots:** Left **Year:** Sophomore**Hometown:** Potomac Falls, Va.**Previous Team:** Waterloo Black Hawks (USHL)

SEASON	GP	G	A	PTS	SH	SH%	PN-MIN	+/-	PPG	SHG	GWG	BLK	FOW	FOL	FO%
2023-24	35	5	18	23	76	.066	1-2	+19	2	0	1	38	0	0	.000
2024-25	34	2	11	13	48	.042	4-8	+8	1	0	0	27	0	0	.000
<b>TOTALS</b>	<b>69</b>	<b>7</b>	<b>29</b>	<b>36</b>	<b>124</b>	<b>.056</b>	<b>5-10</b>	<b>+27</b>	<b>3</b>	<b>0</b>	<b>1</b>	<b>65</b>	<b>0</b>	<b>0</b>	<b>.000</b>

**ROBERTSON AT A GLANCE****Most Goals** \_\_\_\_\_ 2, vs. Harvard (3/16/24)**Most Assists** \_\_\_\_\_ 2, (5x), Last: vs. Yale (3/8/25)**Most Points** \_\_\_\_\_ 2, (7x), Last: vs. Yale (3/8/25)**First Goal** \_\_\_\_\_ at Arizona State (1/12/24)**First Assist** \_\_\_\_\_ vs. Minnesota Duluth (10/27/23)**Last Goal** \_\_\_\_\_ at RPI (3/1/25) - 5 games**Last Assist** \_\_\_\_\_ 2, vs. Yale (3/8/25) - 4 games**Longest Point Streak** \_\_\_\_\_ 7 games (10/27/23 - 11/17/23)**Longest Goal Streak** \_\_\_\_\_ 2 games (1/12/24 - 1/13/24)**Longest Assist Streak** \_\_\_\_\_ 7 games (10/27/23 - 11/17/23)**KYLE PENNEY**

#22

**2024-25 STATS: 23 GP, 6 G, 1 A, 7 PTS, 15 PIM****Height:** 6-1 **Weight:** 210 lbs. **Shoots:** Left **Year:** Senior**Hometown:** Lawrencetown, Nova Scotia**Previous Team:** Chilliwack Chiefs (BCHL)

SEASON	GP	G	A	PTS	SH	SH%	PN-MIN	+/-	PPG	SHG	GWG	BLK	FOW	FOL	FO%
2021-22	32	8	6	14	59	.136	4-8	+3	0	0	0	23	25	36	.410
2022-23	33	7	11	18	45	.156	2-4	+9	1	0	1	14	45	60	.429
2023-24	35	10	18	28	66	.152	5-18	+30	0	0	2	28	21	16	.568
2024-25	23	6	1	7	44	.136	2-15	+8	0	1	0	8	19	23	.452
<b>TOTALS</b>	<b>123</b>	<b>31</b>	<b>36</b>	<b>67</b>	<b>214</b>	<b>.145</b>	<b>13-45</b>	<b>+50</b>	<b>1</b>	<b>1</b>	<b>3</b>	<b>73</b>	<b>110</b>	<b>135</b>	<b>.449</b>

**PENNEY AT A GLANCE****Most Goals** \_\_\_\_\_ 2, at Dartmouth (11/15/24)**Most Assists** \_\_\_\_\_ 2, (6x), Last: vs. Harvard (3/16/24)**Most Points** \_\_\_\_\_ 3, (2x), Last: at Yale (2/25/23)**First Goal** \_\_\_\_\_ at Dartmouth (11/6/21)**First Assist** \_\_\_\_\_ vs. Boston University (11/27/21)**Last Goal** \_\_\_\_\_ at Colgate (3/14/25) - 3 games**Last Assist** \_\_\_\_\_ at Colgate (3/14/25) - 3 games**Longest Point Streak** \_\_\_\_\_ 5 games (2/2/24 - 2/16/24)**Longest Goal Streak** \_\_\_\_\_ 2, (7x), Last: (2/2/24 - 2/3/24)**Longest Assist Streak** \_\_\_\_\_ 4 games (12/30/23 - 1/19/24)**WINTER WALLACE**

#23

**2024-25 STATS: 0 GP, 0 G, 0 A, 0 PTS, 0 PIM****Height:** 6-4 **Weight:** 222 lbs. **Shoots:** Right **Year:** Junior**Hometown:** Boulder, Colo.**Previous Team:** Youngstown Phantoms (USHL)

SEASON	GP	G	A	PTS	SH	SH%	PN-MIN	+/-	PPG	SHG	GWG	BLK	FOW	FOL	FO%
2022-23	23	3	5	8	21	.143	9-18	+7	0	0	0	3	0	0	.000
2023-24	26	1	1	2	15	.067	6-12	-2	0	0	0	8	3	7	.300
2024-25	0	0	0	0	0	.000	0-0	E	0	0	0	0	0	0	.000
<b>TOTALS</b>	<b>49</b>	<b>4</b>	<b>6</b>	<b>10</b>	<b>36</b>	<b>.111</b>	<b>15-30</b>	<b>+5</b>	<b>0</b>	<b>0</b>	<b>0</b>	<b>11</b>	<b>3</b>	<b>7</b>	<b>.300</b>

**WALLACE AT A GLANCE****Most Goals** \_\_\_\_\_ 1, (4x), Last: at Union (2/10/24)**Most Assists** \_\_\_\_\_ 1, (6x), Last: at Brown (11/4/23)**Most Points** \_\_\_\_\_ 1, (10x), Last: at Union (2/10/24)**First Goal** \_\_\_\_\_ at Minnesota Duluth (10/28/22)**First Assist** \_\_\_\_\_ at Clarkson (11/12/22)**Last Goal** \_\_\_\_\_ at Union (2/10/24) - 8 games**Last Assist** \_\_\_\_\_ at Brown (11/4/23) - 20 games**Longest Point Streak** \_\_\_\_\_ 2, (2x), Last: (2/11/23 - 2/17/23)**Longest Goal Streak** \_\_\_\_\_ N/A**Longest Assist Streak** \_\_\_\_\_ 2 games (2/11/23 - 2/17/23)



## NICHOLAS WOLFENBERG #24

2024-25 STATS: 13 GP, 1 G, 1 A, 2 PTS, 2 PIM

Height: 6-2 Weight: 212 lbs. Shoots: Right Year: Freshman  
Hometown: Calgary, Alberta  
Previous Team: Okotoks Oilers (BCHL)

SEASON	GP	G	A	PTS	SH	SH%	PN-MIN	+/-	PPG	SHG	GWG	BLK	FOW	FOL	FO%
2024-25	13	1	1	2	8	.125	1-2	+2	0	0	0	3	0	0	.000
<b>TOTALS</b>	<b>13</b>	<b>1</b>	<b>1</b>	<b>2</b>	<b>8</b>	<b>.125</b>	<b>1-2</b>	<b>+2</b>	<b>0</b>	<b>0</b>	<b>0</b>	<b>3</b>	<b>0</b>	<b>0</b>	<b>.000</b>

### WOLFENBERG AT A GLANCE

Most Goals \_\_\_\_\_ 1, vs. North Dakota (11/1/24)  
Most Assists \_\_\_\_\_ 1, at Sacred Heart (1/11/25)  
Most Points \_\_\_\_\_ 1, (2x), Last: at Sacred Heart (1/11/25)

First Goal \_\_\_\_\_ vs. North Dakota (11/1/24)  
First Assist \_\_\_\_\_ at Sacred Heart (1/11/25)  
Last Goal \_\_\_\_\_ vs. North Dakota (11/1/24) - 12 games  
Last Assist \_\_\_\_\_ at Sacred Heart (1/11/25) - 5 games

Longest Point Streak \_\_\_\_\_ N/A  
Longest Goal Streak \_\_\_\_\_ N/A  
Longest Assist Streak \_\_\_\_\_ N/A



## ONDREJ PSENICKA #26

2024-25 STATS: 28 GP, 9 G, 13 A, 22 PTS, 10 PIM

Height: 6-6 Weight: 209 lbs. Shoots: Left Year: Senior  
Hometown: Praha, Czechia  
Previous Team: Waterloo Black Hawks (USHL)

SEASON	GP	G	A	PTS	SH	SH%	PN-MIN	+/-	PPG	SHG	GWG	BLK	FOW	FOL	FO%
2021-22	32	12	9	21	68	.176	9-18	+21	2	1	3	11	18	17	.514
2022-23	34	8	7	15	60	.133	5-10	+15	1	0	1	9	41	43	.488
2023-24	35	9	12	21	56	.161	8-30	+13	2	0	1	29	5	9	.537
2024-25	28	9	13	22	53	.170	5-10	+11	3	0	1	19	13	13	.500
<b>TOTALS</b>	<b>129</b>	<b>38</b>	<b>41</b>	<b>79</b>	<b>237</b>	<b>.160</b>	<b>27-68</b>	<b>+60</b>	<b>8</b>	<b>1</b>	<b>6</b>	<b>68</b>	<b>77</b>	<b>82</b>	<b>.484</b>

### PSENICKA AT A GLANCE

Most Goals \_\_\_\_\_ 2, (4x), Last: at Colgate (12/7/24)  
Most Assists \_\_\_\_\_ 2, (4x), Last: vs. Clarkson (3/22/25)  
Most Points \_\_\_\_\_ 3, (3x), Last: vs. Clarkson (3/22/25)

First Goal \_\_\_\_\_ vs. Alaska (10/29/21)  
First Assist \_\_\_\_\_ at Dartmouth (11/6/21)  
Last Goal \_\_\_\_\_ vs. Clarkson (3/22/25)  
Last Assist \_\_\_\_\_ 2, vs. Clarkson (3/22/25)

Longest Point Streak \_\_\_\_\_ 8 games (1/17/25 - 2/15/25)  
Longest Goal Streak \_\_\_\_\_ 2, (6x), Last: (2/9/24 - 2/10/24)  
Longest Assist Streak \_\_\_\_\_ 4 games (3/11/22 - 10/28/22)



## MICHAEL SUDA #27

2024-25 STATS: 34 GP, 0 G, 11 A, 11 PTS, 24 PIM

Height: 6-1 Weight: 187 lbs. Shoots: Left Year: Senior  
Hometown: Cheektowaga, N.Y.  
Previous Team: Fargo Force (USHL)

SEASON	GP	G	A	PTS	SH	SH%	PN-MIN	+/-	PPG	SHG	GWG	BLK	FOW	FOL	FO%
2021-22	6	0	0	0	5	.000	0-0	-1	0	0	0	1	0	0	.000
2022-23	33	1	6	7	27	.037	4-8	+8	0	0	1	16	0	0	.000
2023-24	32	0	5	5	46	.000	5-10	+13	0	0	0	26	0	0	.000
2024-25	34	0	11	11	35	.000	12-24	+12	0	0	0	31	0	0	.000
<b>TOTALS</b>	<b>105</b>	<b>1</b>	<b>22</b>	<b>23</b>	<b>113</b>	<b>.009</b>	<b>21-42</b>	<b>+32</b>	<b>0</b>	<b>0</b>	<b>1</b>	<b>74</b>	<b>0</b>	<b>0</b>	<b>.000</b>

### SUDA AT A GLANCE

Most Goals \_\_\_\_\_ 1, vs. Clarkson (3/10/23)  
Most Assists \_\_\_\_\_ 2, (3x), Last: at Colgate (3/15/25)  
Most Points \_\_\_\_\_ 2, (3x), Last: at Colgate (3/15/25)

First Goal \_\_\_\_\_ vs. Clarkson (3/10/23)  
First Assist \_\_\_\_\_ at Minnesota Duluth (10/29/22)  
Last Goal \_\_\_\_\_ vs. Clarkson (3/10/23) - 70 games  
Last Assist \_\_\_\_\_ at Colgate (3/15/25) - 2 games

Longest Point Streak \_\_\_\_\_ 4 games (3/1/25 - 3/15/25)  
Longest Goal Streak \_\_\_\_\_ N/A  
Longest Assist Streak \_\_\_\_\_ 4 games (3/1/25 - 3/15/25)



## NICK DeSANTIS #28

2024-25 STATS: 31 GP, 8 G, 6 A, 14 PTS, 24 PIM

Height: 5-9 Weight: 163 lbs. Shoots: Right Year: Junior  
Hometown: Collegeville, Pa.  
Previous Team: Madison Capitols (USHL)

SEASON	GP	G	A	PTS	SH	SH%	PN-MIN	+/-	PPG	SHG	GWG	BLK	FOW	FOL	FO%
2022-23	30	9	11	20	40	.225	6-12	+9	3	0	1	4	0	0	.000
2023-24	35	8	6	14	46	.174	11-30	+16	1	0	1	16	0	0	.000
2024-25	31	8	6	14	42	.190	8-24	+13	1	0	1	9	5	2	.714
<b>TOTALS</b>	<b>96</b>	<b>25</b>	<b>23</b>	<b>48</b>	<b>128</b>	<b>.195</b>	<b>25-66</b>	<b>+38</b>	<b>5</b>	<b>0</b>	<b>3</b>	<b>29</b>	<b>5</b>	<b>2</b>	<b>.714</b>

### DeSANTIS AT A GLANCE

Most Goals \_\_\_\_\_ 2, (5x), Last: vs. Harvard (1/24/25)  
Most Assists \_\_\_\_\_ 4, at RPI (1/7/23)  
Most Points \_\_\_\_\_ 4, at RPI (1/7/23)

First Goal \_\_\_\_\_ at St. Lawrence (11/11/22)  
First Assist \_\_\_\_\_ vs. AIC (12/29/22)  
Last Goal \_\_\_\_\_ vs. Clarkson (3/22/25)  
Last Assist \_\_\_\_\_ vs. Clarkson (3/22/25)

Longest Point Streak \_\_\_\_\_ 6 games (12/29/22 - 1/20/23)  
Longest Goal Streak \_\_\_\_\_ 3 games (1/12/24 - 1/19/24)  
Longest Assist Streak \_\_\_\_\_ 4 games (1/6/23 - 1/20/23)



## PARKER MURRAY #29

2024-25 STATS: 3 GP, 0 G, 0 A, 0 PTS, 2 PIM

Height: 6-5 Weight: 229 lbs. Shoots: Left Year: Freshman  
Hometown: Manhattan Beach, Calif.  
Previous Team: Chilliwack Chiefs (BCHL)

SEASON	GP	G	A	PTS	SH	SH%	PN-MIN	+/-	PPG	SHG	GWG	BLK	FOW	FOL	FO%
2024-25	3	0	0	0	1	.000	1-2	E	0	0	0	0	0	0	.000
<b>TOTALS</b>	<b>2</b>	<b>0</b>	<b>0</b>	<b>0</b>	<b>0</b>	<b>.000</b>	<b>0-0</b>	<b>E</b>	<b>0</b>	<b>0</b>	<b>0</b>	<b>0</b>	<b>0</b>	<b>0</b>	<b>.000</b>

### MURRAY AT A GLANCE

Most Goals \_\_\_\_\_ N/A  
Most Assists \_\_\_\_\_ N/A  
Most Points \_\_\_\_\_ N/A

First Goal \_\_\_\_\_ N/A  
First Assist \_\_\_\_\_ N/A  
Last Goal \_\_\_\_\_ N/A  
Last Assist \_\_\_\_\_ N/A

Longest Point Streak \_\_\_\_\_ N/A  
Longest Goal Streak \_\_\_\_\_ N/A  
Longest Assist Streak \_\_\_\_\_ N/A

**IAN SHANE**

#30

**2024-25 STATS: 32 GP / 32 GS, 16-10-6 RECORD, 2.17 GAA, .902 SV%****Height:** 6-0 **Weight:** 176 lbs. **Catches:** Left **Year:** Senior**Hometown:** Manhattan Beach, Calif.**Previous Team:** Bismarck Bobcats (NAHL)

SEASON	GP-GS	MIN	GA	GAA	SV	SV%	RECORD	SHO	PPG	SHG	G	A	PTS	PIM
2021-22	17-16	979:27	28	1.72	387	.933	7-6-3	3	10	0	0	0	0	0
2022-23	33-31	1852:53	53	1.72	581	.916	20-10-1	5	17	0	0	0	0	2
2023-24	34-34	2021:08	57	1.69	685	.923	22-5-6	3	21	1	0	0	0	0
2024-25	32-32	1852:16	67	2.17	618	.902	16-10-6	3	16	2	0	1	1	2
<b>TOTALS</b>	<b>116-113</b>	<b>6705:44</b>	<b>205</b>	<b>1.83</b>	<b>2271</b>	<b>.917</b>	<b>65-31-16</b>	<b>14</b>	<b>64</b>	<b>3</b>	<b>0</b>	<b>1</b>	<b>1</b>	<b>4</b>

**SHANE AT A GLANCE****Most Saves** \_\_\_\_\_ 42, at Quinnipiac (2/25/22)**Most Assists** \_\_\_\_\_ 1, at Harvard (11/16/24)**First Game** \_\_\_\_\_ at Arizona State (1/2/22)**First Start** \_\_\_\_\_ at North Dakota (1/17/22)**First Shutout** \_\_\_\_\_ at Yale (1/17/22)**Current Shutout Streak** \_\_\_\_\_ **26:37, 3/22/25 - Pres.****Longest Shutout Streak** \_\_\_\_\_ 143:41, 2/25/22 - 3/11/22**Last Shutout** \_\_\_\_\_ at Colgate (3/15/25) - 2 games**Last Assist** \_\_\_\_\_ at Harvard (11/16/24) - 26 games**REMINGTON KEOPPLE**

#33

**2024-25 STATS: 5 GP / 2 GS, 2-0-0 RECORD, 0.86 GAA, .958 SV%****Height:** 6-2 **Weight:** 184 lbs. **Catches:** Left **Year:** Junior**Hometown:** New Richmond, Wis.**Previous Team:** Des Moines Buccaneers (USHL)

SEASON	GP-GS	MIN	GA	GAA	SV	SV%	RECORD	SHO	PPG	SHG	G	A	PTS	PIM
2022-23	5-3	174:28	9	3.10	52	.852	1-1-1	0	2	1	0	0	0	0
2023-24	2-1	114:33	7	3.67	44	.863	0-2-0	0	1	0	0	0	0	0
2024-25	5-2	209:37	3	0.86	68	.958	2-0-0	1	1	0	0	1	1	0
<b>TOTALS</b>	<b>12-6</b>	<b>498:38</b>	<b>19</b>	<b>2.29</b>	<b>164</b>	<b>.896</b>	<b>3-3-1</b>	<b>1</b>	<b>4</b>	<b>1</b>	<b>0</b>	<b>1</b>	<b>1</b>	<b>0</b>

**KEOPPLE AT A GLANCE****Most Saves** \_\_\_\_\_ 23, at Princeton (1/17/25)**Most Assists** \_\_\_\_\_ 1, at RPI (3/1/25)**First Game** \_\_\_\_\_ at Minnesota Duluth (10/29/22)**First Start** \_\_\_\_\_ at Minnesota Duluth (10/29/22)**First Shutout** \_\_\_\_\_ at RPI (3/1/25)**Current Shutout Streak** \_\_\_\_\_ **85:15, 2/28/25 - Pres.****Longest Shutout Streak** \_\_\_\_\_ **85:15, 2/28/25 - Pres.****Last Shutout** \_\_\_\_\_ at RPI (3/1/25)**Last Assist** \_\_\_\_\_ at RPI (3/1/25)**JUSTIN KATZ**

#37

**2024-25 STATS: 0 GP / 0 GS, 0-0-0 RECORD, 0.00 GAA, .000 SV%****Height:** 6-1 **Weight:** 176 lbs. **Catches:** Right **Year:** Freshman**Hometown:** Montréal, Québec**Previous Team:** Powell River Kings (BCHL)

SEASON	GP-GS	MIN	GA	GAA	SV	SV%	RECORD	SHO	PPG	SHG	G	A	PTS	PIM
2024-25	0-0	0:00	0	0.00	0	.000	0-0-0	0	0	0	0	0	0	0
<b>TOTALS</b>	<b>0-0</b>	<b>0:00</b>	<b>0</b>	<b>0.00</b>	<b>0</b>	<b>.000</b>	<b>0-0-0</b>	<b>0</b>	<b>0</b>	<b>0</b>	<b>0</b>	<b>0</b>	<b>0</b>	<b>0</b>

**KATZ AT A GLANCE****Most Saves** \_\_\_\_\_ N/A**Most Assists** \_\_\_\_\_ N/A**First Game** \_\_\_\_\_ N/A**First Start** \_\_\_\_\_ N/A**First Shutout** \_\_\_\_\_ N/A**Current Shutout Streak** \_\_\_\_\_ 0:00**Longest Shutout Streak** \_\_\_\_\_ N/A**Last Shutout** \_\_\_\_\_ N/A**Last Assist** \_\_\_\_\_ N/A**JONATHAN CASTAGNA**

#38

**2024-25 STATS: 30 GP, 5 G, 11 A, 16 PTS, 20 PIM****Height:** 6-2 **Weight:** 200 lbs. **Shoots:** Left **Year:** Sophomore**Hometown:** Etobicoke, Ontario**Previous Team:** St. Andrew's College

SEASON	GP	G	A	PTS	SH	SH%	PN-MIN	+/-	PPG	SHG	GWG	BLK	FOW	FOL	FO%
2023-24	35	11	14	25	60	.183	11-25	+20	0	0	3	15	220	183	.546
2024-25	30	5	11	16	60	.083	10-20	+2	1	0	0	20	267	193	.580
<b>TOTALS</b>	<b>65</b>	<b>16</b>	<b>25</b>	<b>41</b>	<b>120</b>	<b>.133</b>	<b>21-45</b>	<b>+22</b>	<b>1</b>	<b>0</b>	<b>3</b>	<b>35</b>	<b>487</b>	<b>376</b>	<b>.564</b>

**CASTAGNA AT A GLANCE****Most Goals** \_\_\_\_\_ 3, vs. Princeton (1/19/24)**Most Assists** \_\_\_\_\_ 2, (6x), Last: vs. Clarkson (3/22/25)**Most Points** \_\_\_\_\_ 4, (2x), Last: at Union (2/10/24)**First Goal** \_\_\_\_\_ at Brown (11/4/23)**First Assist** \_\_\_\_\_ vs. Minnesota Duluth (10/27/23)**Last Goal** \_\_\_\_\_ vs. Quinnipiac (3/21/25) - 1 game**Last Assist** \_\_\_\_\_ 2, vs. Clarkson (3/22/25)**Longest Point Streak** \_\_\_\_\_ 3, (2x), Last: (2/3/24 - 2/10/24)**Longest Goal Streak** \_\_\_\_\_ 2 games (2/9/24 - 2/10/24)**Longest Assist Streak** \_\_\_\_\_ 2, (3x), Last: (11/30/24 - 12/6/24)

2024-25 GOAL SCORING SUMMARIES																
PLAYER	SEASON GOALS	BY SITE			BY PERIOD				BY STRENGTH			GAME WINNER	LAST LEADING	LAST GOAL		GAMES SINCE
		HOME	ROAD	NEUTRAL	1ST	2ND	3RD	OT	EV	PP	SH			DATE / OPP	GOALTENDER	
Dalton Bancroft	15	7	6	2	5	4	6	—	10	3	2	4	4	3/15/25 at Colgate	Empty Net	2
Jonathan Castagna	5	1	2	2	2	—	3	—	4	1	—	—	—	3/21/25 vs. Quinnipiac	Marinov	1
Tyler Catalano	2	1	1	—	1	—	1	—	2	—	—	1	1	11/15/24 at Dartmouth	Clarke	29
Nick DeSantis	8	5	2	1	3	2	3	—	7	1	—	1	1	3/22/25 vs. Clarkson	Langenegger	0
Luke Devlin	—	—	—	—	—	—	—	—	—	—	—	—	—	—	—	—
Sean Donaldson	—	—	—	—	—	—	—	—	—	—	—	—	—	—	—	—
George Fegaras	1	1	—	—	—	1	—	—	1	—	—	—	—	1/25/25 vs. Dartmouth	Croteau	15
Hank Kempf	2	1	1	—	—	1	1	—	2	—	—	—	—	2/22/25 vs. St. Lawrence	Kucenski	7
Kyler Kovich	5	1	3	1	3	1	1	—	4	—	1	1	2	3/21/25 vs. Quinnipiac	Marinov	1
Jake Kraft	7	3	4	—	4	2	1	—	7	—	—	1	1	2/15/25 at Yale	Pak	9
Sullivan Mack	8	3	4	1	2	3	3	—	7	1	—	1	1	3/15/25 at Colgate	Takacs	2
Charlie Major	4	1	3	—	1	—	2	1	4	—	—	1	1	3/15/25 at Colgate	Takacs	2
Marian Mosko	—	—	—	—	—	—	—	—	—	—	—	—	—	—	—	—
Parker Murray	—	—	—	—	—	—	—	—	—	—	—	—	—	—	—	—
Jack O'Brien	—	—	—	—	—	—	—	—	—	—	—	—	—	—	—	—
Jack O'Leary	7	5	1	1	1	4	2	—	7	—	—	3	1	3/14/25 at Colgate	Takacs	3
Kyle Penney	6	2	4	—	1	3	2	—	5	—	1	—	1	3/14/25 at Colgate	Takacs	3
Ondrej Psenicka	9	3	5	1	4	1	4	—	6	3	—	1	2	3/22/25 vs. Clarkson	Langenegger	0
Jimmy Rayhill	—	—	—	—	—	—	—	—	—	—	—	—	—	—	—	—
Tim Rego	8	3	3	2	2	1	4	1	7	1	—	2	2	3/21/25 vs. Quinnipiac	Marinov	1
Ben Robertson	2	1	1	—	—	—	2	—	1	1	—	—	—	3/1/25 at RPI	Watson	5
Hoyt Stanley	2	1	1	—	1	—	1	—	2	—	—	—	—	3/8/25 vs. Yale	Stark	4
Michael Suda	—	—	—	—	—	—	—	—	—	—	—	—	—	—	—	—
Winter Wallace	—	—	—	—	—	—	—	—	—	—	—	—	—	—	—	—
Ryan Walsh	14	5	7	2	3	5	6	—	11	3	—	2	1	3/22/25 vs. Clarkson	Empty Net	0
Nicholas Wolfenberg	1	1	—	—	1	—	—	—	1	—	—	—	—	11/1/24 vs. North Dakota	Semtimphelter	12

2024-25 GOAL SCORING SUMMARIES											
PLAYER	TOTALS	EVEN	PP	SH	HOME	AWAY	NEUTRAL	1ST	2ND	3RD	OT
Dalton Bancroft	15-11—26	10-9—19	3-2—5	2-0—2	7-3—10	6-7—13	2-1—3	5-4—9	4-4—8	6-2—8	0-1—1
Jonathan Castagna	5-11—16	4-10—14	1-1—2	—	1-4—5	2-3—5	2-4—6	2-4—6	0-4—4	3-3—6	—
Tyler Catalano	2-4—6	2-4—6	—	—	1-1—2	1-3—4	—	1-1—2	0-3—3	1-0—1	—
Nick DeSantis	8-6—14	7-6—13	1-0—1	—	5-3—8	2-2—4	1-1—2	3-1—4	2-3—5	3-2—5	—
Luke Devlin	—	—	—	—	—	—	—	—	—	—	—
Sean Donaldson	—	—	—	—	—	—	—	—	—	—	—
George Fegaras	1-12—13	1-5—6	0-7—7	—	1-6—7	0-6—6	—	0-4—4	1-2—3	0-6—6	—
Hank Kempf	2-5—7	2-5—7	—	—	1-3—4	1-1—2	0-1—1	0-3—3	1-2—3	1-0—1	—
Remington Keopple	0-1—1	0-1—1	—	—	—	0-1—1	—	—	—	0-1—1	—
Kyler Kovich	5-8—13	4-7—11	0-1—1	1-0—1	1-3—4	3-5—8	1-0—1	3-0—3	1-4—5	1-4—5	—
Jake Kraft	7-6—13	7-6—13	—	—	3-2—5	4-4—8	—	4-3—7	2-1—3	1-2—3	—
Sullivan Mack	8-13—21	7-12—19	1-0—1	0-1—1	3-2—5	4-9—13	1-2—3	2-4—6	3-4—7	3-5—8	—
Charlie Major	4-12—16	4-8—12	0-4—4	—	1-6—7	3-6—9	—	1-4—5	0-1—1	2-7—9	1-0—1
Marian Mosko	—	—	—	—	—	—	—	—	—	—	—
Parker Murray	—	—	—	—	—	—	—	—	—	—	—
Jack O'Brien	0-3—3	0-3—3	—	—	—	0-3—3	—	—	0-1—1	0-2—2	—
Jack O'Leary	7-9—16	7-9—16	—	—	5-2—7	1-6—7	1-1—2	1-4—5	4-2—6	2-3—5	—
Kyle Penney	6-1—7	5-1—6	—	1-0—1	2-0—2	4-1—5	—	1-0—1	3-0—3	2-1—3	—
Ondrej Psenicka	9-13—22	6-13—19	3-0—3	—	3-6—9	5-4—9	1-3—4	4-4—8	1-2—3	4-6—10	0-1—1
Jimmy Rayhill	0-1—1	0-1—1	—	—	0-1—1	—	—	—	—	0-1—1	—
Tim Rego	8-14—22	7-9—16	1-5—6	—	3-8—11	3-5—8	2-1—3	2-6—8	1-4—5	4-4—8	1-0—1
Ben Robertson	2-11—13	1-8—9	1-3—4	—	1-7—8	1-3—4	0-1—1	0-3—3	0-2—2	2-6—8	—
Ian Shane	0-1—1	0-1—1	—	—	—	0-1—1	—	—	0-1—1	—	—
Hoyt Stanley	2-10—12	2-10—12	—	—	1-3—4	1-5—6	0-2—2	1-2—3	0-3—3	1-5—6	—
Michael Suda	0-11—11	0-11—11	—	—	0-4—4	0-6—6	0-1—1	0-5—5	0-1—1	0-5—5	—
Winter Wallace	—	—	—	—	—	—	—	—	—	—	—
Ryan Walsh	14-14—28	11-9—20	3-4—7	0-1—1	5-5—10	7-6—13	2-3—5	3-5—8	5-3—8	6-5—11	0-1—1
Nicholas Wolfenberg	1-1—2	1-1—2	—	—	1-0—1	0-1—1	—	1-0—1	0-1—1	—	—

2024-25 GOALTENDING BREAKDOWN																									
PLAYER	OVERALL								HOME								ROAD / NEUTRAL								
	GP	REC	SHO	MIN	GA	GAA	SV	SV%	GP	REC	SHO	MIN	GA	GAA	SV	SV%	GP	REC	SHO	MIN	GA	GAA	SV	SV%	
Justin Katz	—	—	—	—	—	—	—	—	—	—	—	—	—	—	—	—	—	—	—	—	—	—	—	—	
Remington Keopple	5	2-0-0	1	209:37	3	0.86	68	.958	—	—	—	—	—	—	—	—	5	2-0-0	1	209:37	3	0.86	68	.958	
Ian Shane	32	16-10-6	3	1852:16	67	2.17	618	.902	14	9-4-1	2	840:38	25	1.78	239	.905	18	7-6-5	1	1011:38	42	2.49	379	.900	
PLAYER	OCTOBER								NOVEMBER								DECEMBER								
	GP	REC	SHO	MIN	GA	GAA	SV	SV%	GP	REC	SHO	MIN	GA	GAA	SV	SV%	GP	REC	SHO	MIN	GA	GAA	SV	SV%	
Justin Katz	—	—	—	—	—	—	—	—	—	—	—	—	—	—	—	—	—	—	—	—	—	—	—	—	
Remington Keopple	—	—	—	—	—	—	—	—	—	—	—	—	—	—	—	—	1	0-0-0	0	9:40	0	0.00	3	1.000	
Ian Shane	—	—	—	—	—	—	—	—	9	4-2-3	1	551:11	18	1.96	195	.915	2	1-1-0	0	111:32	7	3.77	21	.750	
PLAYER	JANUARY								FEBRUARY								MARCH								
	GP	REC	SHO	MIN	GA	GAA	SV	SV%	GP	REC	SHO	MIN	GA	GAA	SV	SV%	GP	REC	SHO	MIN	GA	GAA	SV	SV%	
Justin Katz	—	—	—	—	—	—	—	—	—	—	—	—	—	—	—	—	—	—	—	—	—	—	—	—	
Remington Keopple	2	1-0-0	0	97:03	2	1.24	33	.943	1	0-0-0	0	42:55	1	1.40	11	.917	1	1-0-0	1	59:59	0	0.00	21	1.000	
Ian Shane	8	2-4-2	0	441:46	20	2.72	157	.887	8	4-3-1	1	434:56	17	2.35	133	.887	5	5-0-0	1	312:51	5	0.96	112	.957	

CAREER GOAL SCORING SUMMARIES

PLAYER	CAREER GOALS	BY SITE			BY PERIOD				BY STRENGTH			GAME WINNER	LAST LEADING	LAST GOAL		GAMES SINCE
		HOME	ROAD	NEUTRAL	1ST	2ND	3RD	OT	EV	PP	SH			DATE / OPP	GOALTENDER	
Dalton Bancroft	36	17	11	8	11	13	11	1	19	15	2	8	8	3/15/25 at Colgate	Empty Net	2
Jonathan Castagna	16	5	7	4	7	5	4	—	15	1	—	3	5	3/21/25 vs. Quinnipiac	Marinov	1
Tyler Catalano	3	2	1	—	2	—	1	—	3	—	—	1	1	11/15/24 at Dartmouth	Clarke	29
Nick DeSantis	25	14	7	4	11	5	9	—	20	5	—	3	3	3/22/25 vs. Clarkson	Langenegger	0
Luke Devlin	6	3	3	—	4	—	2	—	6	—	—	1	—	2/9/24 at RPI	Watson	7
Sean Donaldson	3	1	2	—	1	1	1	—	2	1	—	—	—	1/21/25 vs. Princeton	Pearson	30
George Fegasas	4	2	1	1	—	3	1	—	3	1	—	—	—	1/25/25 vs. Dartmouth	Croteau	15
Hank Kempf	4	1	3	—	2	1	1	—	4	—	—	1	—	2/22/25 vs. St. Lawrence	Kucenski	7
Kyler Kovich	9	1	6	2	5	2	2	—	8	—	1	2	3	3/21/25 vs. Quinnipiac	Marinov	1
Jake Kraft	11	7	4	—	5	3	3	—	11	—	—	2	1	2/15/25 at Yale	Pak	9
Sullivan Mack	22	11	8	3	4	9	9	—	20	1	1	5	4	3/15/25 at Colgate	Takacs	2
Charlie Major	4	1	3	—	1	—	2	1	4	—	—	1	1	3/15/25 at Colgate	Takacs	2
Marian Mosko	—	—	—	—	—	—	—	—	—	—	—	—	—	—	—	—
Parker Murray	—	—	—	—	—	—	—	—	—	—	—	—	—	—	—	—
Jack O'Brien	—	—	—	—	—	—	—	—	—	—	—	—	—	—	—	—
Jack O'Leary	21	12	6	3	8	6	7	—	21	—	—	6	6	3/14/25 at Colgate	Takacs	3
Kyle Penney	31	16	13	2	6	14	11	—	29	1	1	3	4	3/14/25 at Colgate	Takacs	3
Ondrej Psenicka	38	17	16	5	13	9	16	—	29	8	1	6	6	3/22/25 vs. Clarkson	Langenegger	0
Jimmy Rayhill	—	—	—	—	—	—	—	—	—	—	—	—	—	—	—	—
Tim Rego	14	6	6	2	4	4	5	1	12	2	—	4	2	3/21/25 vs. Quinnipiac	Marinov	1
Ben Robertson	7	3	4	—	1	2	3	1	4	3	—	1	2	3/1/25 at RPI	Watson	5
Hoyt Stanley	4	2	1	1	1	2	1	—	4	—	—	—	—	3/8/25 vs. Yale	Stark	4
Michael Suda	1	1	—	—	—	—	1	—	1	—	—	1	—	3/10/23 vs. Clarkson	Haider	70
Winter Wallace	4	1	3	—	1	1	2	—	4	—	—	—	1	2/10/24 at Union	Chauvette	8
Ryan Walsh	26	11	11	4	5	11	10	—	19	7	—	7	6	3/22/25 vs. Clarkson	Empty Net	0
Nicholas Wolfenberg	1	1	—	—	1	—	—	—	1	—	—	—	—	11/1/24 vs. North Dakota	Semtimphelter	12

CAREER GOAL SCORING SUMMARIES

PLAYER	TOTALS	EVEN	PP	SH	HOME	AWAY	NEUTRAL	1ST	2ND	3RD	OT
Dalton Bancroft	36-42—78	19-25—44	15-17—32	2-0—2	17-22—39	11-15—26	8-5—13	11-14—25	13-17—30	11-10—21	1-1—2
Jonathan Castagna	16-25—41	15-24—39	1-1—2	—	5-12—17	7-8—15	4-5—9	7-7—14	5-10—15	4-8—12	—
Tyler Catalano	3-8—11	3-8—11	—	—	2-4—6	1-4—5	—	2-4—6	0-4—4	1-0—1	—
Nick DeSantis	25-23—48	20-21—41	5-2—7	—	14-6—20	7-14—21	4-3—7	11-9—20	5-9—14	9-5—14	—
Luke Devlin	6-2—8	6-2—8	—	—	3-1—4	3-1—4	—	4-0—4	0-1—1	2-1—3	—
Sean Donaldson	3-7—10	2-4—6	1-3—4	—	1-7—8	2-0—2	—	1-1—2	1-3—4	1-3—4	—
George Fegasas	4-16—20	3-7—10	1-9—10	—	2-7—9	1-9—10	1-0—1	0-5—5	3-4—7	1-7—8	—
Hank Kempf	4-21—25	4-19—23	0-1—1	0-1—1	1-11—12	3-6—9	0-4—4	2-7—9	1-10—11	1-4—5	—
Remington Keopple	0-1—1	0-1—1	—	—	—	0-1—1	—	—	—	0-1—1	—
Kyler Kovich	9-12—21	8-11—19	0-1—1	1-0—1	1-3—4	6-9—15	2-0—2	5-1—6	2-5—7	2-6—8	—
Jake Kraft	11-15—26	11-13—24	0-2—2	—	7-5—12	4-9—13	0-1—1	5-6—11	3-6—9	3-3—6	—
Sullivan Mack	22-28—50	20-26—46	1-1—2	1-1—2	11-11—22	8-12—20	3-5—8	4-10—14	9-10—19	9-7—16	0-1—1
Charlie Major	4-12—16	4-8—12	0-4—4	—	1-6—7	3-6—9	—	1-4—5	0-1—1	2-7—9	1-0—1
Marian Mosko	0-1—1	0-1—1	—	—	0-1—1	—	—	0-1—1	—	—	—
Parker Murray	—	—	—	—	—	—	—	—	—	—	—
Jack O'Brien	0-3—3	0-3—3	—	—	—	0-3—3	—	—	0-1—1	0-2—2	—
Jack O'Leary	21-29—50	21-28—49	—	0-1—1	12-13—25	6-14—20	3-2—5	8-10—18	6-9—15	7-10—17	—
Kyle Penney	31-36—67	29-34—63	1-2—3	1-0—1	16-11—27	13-21—34	2-4—6	6-10—16	14-13—27	11-12—23	0-1—1
Ondrej Psenicka	38-41—79	29-39—68	8-2—10	1-0—1	17-21—38	16-15—31	5-5—10	13-11—24	9-11—20	16-18—34	0-1—1
Jimmy Rayhill	0-1—1	0-1—1	—	—	0-1—1	—	—	—	—	0-1—1	—
Tim Rego	14-38—52	12-27—39	2-11—13	—	6-18—24	6-14—20	2-6—8	4-15—19	4-10—14	5-13—18	1-0—1
Ben Robertson	7-29—36	4-17—21	3-12—15	—	3-16—19	4-10—14	0-3—3	1-6—7	2-12—14	3-10—13	1-1—2
Ian Shane	0-1—1	0-1—1	—	—	—	0-1—1	—	—	0-1—1	—	—
Hoyt Stanley	4-18—22	4-18—22	—	—	2-8—10	1-7—8	1-3—4	1-6—7	2-5—7	1-7—8	—
Michael Suda	1-22—23	1-21—22	0-1—1	—	1-10—11	0-9—9	0-3—3	0-9—9	0-4—4	1-9—10	—
Winter Wallace	4-6—10	4-5—9	0-1—1	—	1-3—4	3-3—6	—	1-2—3	1-0—1	2-4—6	—
Ryan Walsh	26-24—50	19-13—32	7-10—17	0-1—1	11-9—20	11-9—20	4-6—10	5-6—11	11-11—22	10-6—16	0-1—1
Nicholas Wolfenberg	1-1—2	1-1—2	—	—	1-0—1	0-1—1	—	1-0—1	0-1—1	—	—

CAREER GOALTENDING BREAKDOWN

PLAYER	OVERALL									HOME									ROAD / NEUTRAL								
	GP	REC	SHO	MIN	GA	GAA	SV	SV%		GP	REC	SHO	MIN	GA	GAA	SV	SV%		GP	REC	SHO	MIN	GA	GAA	SV	SV%	
Justin Katz	—	—	—	—	—	—	—	—		—	—	—	—	—	—	—	—		—	—	—	—	—	—	—	—	
Remington Keopple	12	3-3-1	1	498:38	19	2.29	164	.896		2	1-0-0	0	63:42	3	2.83	19	.864		10	2-3-1	0	434:56	16	2.21	145	.901	
Ian Shane	116	65-31-16	14	6705:44	205	1.83	2271	.917		53	32-14-7	6	3158:33	91	1.73	922	.910		63	33-17-9	8	3547:11	114	1.93	1349	.922	
PLAYER	OCTOBER									NOVEMBER									DECEMBER								
	GP	REC	SHO	MIN	GA	GAA	SV	SV%		GP	REC	SHO	MIN	GA	GAA	SV	SV%		GP	REC	SHO	MIN	GA	GAA	SV	SV%	
Ryan McInchak	—	—	—	—	—	—	—	—		—	—	—	—	—	—	—	—		—	—	—	—	—	—	—	—	
Remington Keopple	1	0-1-0	0	40:00	4	6.00	11	.733		4	1-2-0	0	200:17	8	2.40	67	.893		2	0-0-0	0	13:24	2	8.96	5	.714	
Ian Shane	4	2-1-0	1	197:27	4	1.22	73	.948		22	12-5-4	2	1254:57	38	1.82	432	.919		10	4-3-3	1	597:42	22	2.21	161	.880	
PLAYER	JANUARY									FEBRUARY									MARCH								
	GP	REC	SHO	MIN	GA	GAA	SV	SV%		GP	REC	SHO	MIN	GA	GAA	SV	SV%		GP	REC	SHO	MIN	GA	GAA	SV	SV%	
Ryan McInchak	—	—	—	—	—	—	—	—		—	—	—	—	—	—	—	—		—	—	—	—	—	—	—	—	
Remington Keopple	2	1-0-0	0	97:03	2	1.24	33	.943		2	0-0-1	0	87:55	3	2.05	27	.900		1	1-0-0	1	59:59	0	0.00	21	1.000	
Ian Shane	29	16-7-5	3	1703:22	60	2.11	614	.911		30	16-9-4	5	1718:06	50	1.75	549	.917		21	15-6-0	2	1234:10	31	1.51	442	.934	

GOALS SCORED, GAME

1.	19	1/13/1965 vs. Hamilton (W, 19-0)
	19	1/27/1968 at Yale (W, 19-1)
3.	18	1/20/1968 at Penn (W, 18-1)
4.	16	12/14/1957 vs. Lehigh (W, 16-3)
5.	15	11/25/1965 vs. York (W, 15-0)
	15	11/25/1975 vs. uOttawa (W, 15-2)
7.	14	2/10/1965 at Hamilton (W, 14-0)
	14	11/24/1966 vs. McMaster (W, 14-2)
	14	2/17/1968 vs. Dartmouth (W, 14-2)
	14	1/8/1969 vs. Penn (W, 14-0)
	14	3/4/1970 vs. Dartmouth (W, 14-0)
12.	13	Nine times, <b>Last:</b> 1/21/1978 vs. Yale (W, 13-1)

GOALS SCORED, PERIOD

1.	9	12/14/1957 vs. Lehigh — 1st period (W, 16-3)
	9	1/27/1968 at Yale — 2nd period (W, 19-1)
	9	1/21/1978 vs. Yale — 1st period (W, 13-1)
4.	8	3/4/1961 vs. Penn — 3rd period (W, 13-1)
	8	2/21/1979 vs. Harvard — 1st period (W, 11-3)
6.	7	3/3/1962 vs. Penn — 2nd period (W, 10-0)
	7	1/13/1965 vs. Hamilton — 2nd period (W, 19-0)
	7	1/13/1965 vs. Hamilton — 3rd period (W, 19-0)
	7	2/10/1965 at Hamilton — 1st period (W, 14-0)
	7	11/24/1966 vs. McMaster — 1st period (W, 14-2)
	7	1/19/1967 at Colgate — 1st period (W, 10-2)
	7	1/20/1968 at Penn — 2nd period (W, 18-1)
	7	1/20/1968 at Penn — 3rd period (W, 18-1)
	7	2/17/1968 at Dartmouth — 2nd period (W, 14-2)
	7	2/5/1969 at Yale — 2nd period (W, 11-2)
	7	12/28/1973 vs. Colo. Coll. — 2nd period (W, 9-8)
	7	11/25/1975 vs. uOttawa — 3rd period (W, 15-2)

MARGIN OF VICTORY

1.	+19	1/13/1965 vs. Hamilton (W, 19-0)
2.	+18	1/27/1968 at Yale (W, 19-1)
3.	+17	1/20/1968 at Penn (W, 18-1)
4.	+15	11/25/1965 vs. York (W, 15-0)
5.	+14	2/10/1965 at Hamilton (W, 14-0)
	+14	1/8/1969 vs. Penn (W, 14-0)
	+14	3/4/1970 vs. Dartmouth (W, 14-0)
8.	+13	1/4/1911 at Western Reserve (W, 13-0)
	+13	12/14/1957 vs. Lehigh Club (W, 16-3)
	+13	11/30/1963 at Penn (W, 13-0)
	+13	11/23/1968 vs. Guelph (W, 13-0)
	+13	11/25/1975 vs. uOttawa (W, 15-2)
13.	+12	Six times, <b>Last:</b> 1/21/1978 vs. Yale (W, 13-1)

MARGIN OF DEFEAT

1.	-23	12/27/1939 vs. Boston College (L, 1-14)
2.	-18	1/10/1959 at Harvard (L, 0-18)
3.	-16	1/19/1946 at Yale (L, 2-18)
4.	-14	3/2/1959 vs. Middlebury (L, 1-15)
5.	-13	1/21/1928 at Princeton (L, 1-14)
	-13	1/18/1947 at Yale (L, 0-13)
	-13	2/21/1948 at Colgate (L, 1-14)
	-13	2/23/1959 vs. Harvard (L, 0-13)
	-13	12/16/1959 at Yale (L, 0-13)
10.	-12	1/6/1945 at Army (L, 1-13)
	-12	2/19/1947 at Colgate (L, 3-15)
	-12	12/19/1957 vs. Princeton (L, 1-13)
	-12	2/14/1959 at Dartmouth (L, 2-14)
	-12	1/23/1960 vs. Dartmouth (L, 0-12)

POWER-PLAY GOALS, GAME

1.	7	11/18/1977 vs. York (W, 10-3)
2.	6	1/4/1973 vs. Loyola (W, 13-5)
	6	11/21/1975 vs. Waterloo (W, 9-1)
	6	1/19/1980 vs. Yale (W, 9-4)
	6	2/4/2023 vs. Union (W, 10-1)
6.	5	9 times, <b>Last:</b> 2/8/2003 vs. Vermont (W, 8-1)

POWER-PLAY GOALS, PERIOD

1.	5	2/4/2023 vs. Union — 1st period (W, 10-1)
2.	4	1/2/1971 vs. Guelph — 2nd period (W, 7-2)
	4	11/18/1977 vs. York — 2nd period (W, 10-3)
	4	1/26/1980 vs. Maine — 3rd period (W, 6-2)
	4	2/8/2003 vs. Vermont — 2nd period (W, 8-1)
6.	3	23 times, <b>Most recent:</b> 11/7/2015 vs. Quinnipiac — 1st period (OTL, 4-5)

SHORT-HANDED GOALS, GAME

1.	4	12/18/1961 vs. Ohio (W, 9-0)
2.	3	1/13/1965 vs. Hamilton (W, 19-0)
3.	2	25 times, <b>Last:</b> 1/13/2012 at Quinnipiac (W, 3-2)

SHORT-HANDED GOALS, PERIOD

1.	3	12/18/1961 vs. Ohio — 2nd period (W, 9-0)
	3	1/13/1965 vs. Hamilton — 3rd period (W, 19-0)
3.	2	1/19/1967 vs. Colgate — 3rd period (W, 10-2)
	2	12/28/1976 vs. Princeton — 3rd period (W, 8-5)
	2	2/11/1978 at Dartmouth — 2nd period (W, 7-1)
	2	2/7/1986 at St. Lawrence — 3rd period (W, 7-4)
	2	12/29/1986 at Wisconsin — 3rd period (L, 5-7)
	2	2/20/1988 vs. Yale — 3rd period (W, 7-4)
	2	1/15/1995 vs. Army — 2nd period (W, 8-2)
	2	1/13/2012 at Quinnipiac — 3rd period (W, 3-2)

FASTEST GOALS TO BEGIN GAME

1.	0:06	Bob Murray (2/11/1974 vs. Yale)
2.	0:08	Robert Spitzmiller (2/12/1930 vs. St. Lawrence)
	0:08	Pete Marcov (12/13/1983 at Princeton)
	0:08	Doug Derracough (11/10/1990 vs. Princeton)
	0:08	<b>Dalton Bancroft (11/8/2024 vs. Yale)</b>
6.	0:09	Brian McCutcheon (1/3/1970 vs. Colgate)
7.	0:12	Tyler McManus (12/5/1992 at Harvard)
8.	0:13	Roger Eastman (12/14/1957 vs. Lehigh)
9.	0:14	Doug Ferguson (3/8/1966 vs. Boston College)
10.	0:15	Murray Stephen (1/16/1965 at Harvard)

FASTEST TWO GOALS

1.	0:05	3/5/1960 vs. Colgate (W, 5-2)
	0:05	2/14/2020 vs. Union (W, 5-2)
3.	0:06	3/9/1971 vs. Providence (W, 6-3)
	0:06	<b>1/24/2025 vs. Harvard (W, 4-1)</b>
5.	0:07	2/10/1965 at Hamilton (W, 14-0)
6.	0:08	1/27/1968 at Yale (W, 19-1)
	0:08	12/1/1978 vs. Brown (L, 5-7)
	0:08	3/8/1985 vs. Yale (W, 9-2)
	0:08	11/17/2017 vs. St. Lawrence (W, 6-1)
10.	0:09	Nine times, <b>Last:</b> 2/7/1986 at St. Lawrence (W, 7-4)

FASTEST TWO GOALS, GAME START

1.	0:36	11/23/1968 vs. Guelph (W, 13-0)
2.	1:11	3/2/1991 vs. Colgate (W, 8-1)
3.	1:14	11/26/2022 vs. UConn (W, 6-0)
4.	1:20	11/21/1964 vs. Waterloo (W, 5-4)
	1:23	<b>1/24/2025 vs. Harvard (W, 4-1)</b>
6.	1:40	12/14/1957 vs. Lehigh (W, 16-3)
7.	1:44	1/17/1987 vs. Brown (OTL, 4-5)
8.	1:53	3/5/1960 vs. Colgate (W, 5-2)
9.	1:54	2/7/1986 at St. Lawrence (W, 7-4)
10.	1:55	3/14/1969 vs. Michigan Tech (OTW, 4-3)

FASTEST THREE GOALS

1.	0:23	2/4/2023 vs. Union (W, 10-1) — <i>all PPG</i>
2.	0:24	2/28/1976 vs. Princeton (W, 8-2)
3.	0:29	1/13/1965 vs. Hamilton (W, 19-0) — <i>all SHG</i>
4.	0:32	1/20/1968 at Penn (W, 18-1)
5.	0:38	1/24/1969 at Penn (W, 10-3)
6.	0:40	3/4/1961 vs. Penn (W, 13-1)
7.	0:43	2/4/2023 vs. Union (W, 10-1)
8.	0:45	12/14/1957 vs. Lehigh (W, 16-3)
9.	0:51	3/10/1979 vs. Boston University (W, 7-4)
10.	0:52	1/9/1965 vs. Princeton (W, 7-3)

FASTEST THREE GOALS, GAME START

1.	2:29	2/28/1976 vs. Princeton (W, 8-2)
2.	3:28	11/23/1968 vs. Guelph (W, 13-0)
3.	3:47	3/2/1991 vs. Colgate (W, 8-1)
4.	3:52	11/24/1966 vs. McMaster (W, 14-2)
5.	4:30	2/22/1975 at Princeton (W, 9-5)
6.	4:33	12/5/1978 vs. St. Lawrence (W, 8-0)
7.	4:34	1/27/1968 at Yale (W, 19-1)
8.	5:03	12/18/1967 at Harvard (W, 9-0)
9.	5:09	1/13/1940 at St. Lawrence (W, 5-3)
10.	5:21	3/14/1969 vs. Michigan Tech (OTW, 4-3)

FASTEST FOUR GOALS

1.	0:54	2/4/2023 vs. Union (W, 10-1) — <i>first 3G were PPG</i>
2.	1:34	3/4/1961 vs. Penn (W, 13-1)
3.	1:35	1/21/1978 vs. Yale (W, 13-1)
4.	1:37	2/28/1976 vs. Princeton (W, 8-2)
5.	1:39	3/4/1961 vs. Penn (W, 13-1)
6.	1:43	11/25/1975 vs. uOttawa (W, 15-2)
7.	1:48	1/20/1968 at Penn (W, 18-1)
8.	2:01	11/25/1975 vs. uOttawa (W, 15-2)
9.	2:05	11/25/1975 vs. uOttawa (W, 15-2)
10.	2:06	12/3/1977 at Brown (L, 6-7)

FASTEST FIVE GOALS

1.	2:01	3/4/1961 vs. Penn (W, 13-1)
2.	2:29	11/25/1975 vs. uOttawa (W, 15-2)
3.	2:35	11/25/1975 vs. uOttawa (W, 15-2)
4.	3:04	1/21/1978 vs. Yale (W, 13-1)
5.	3:34	11/25/1975 vs. uOttawa (W, 15-2)
6.	3:35	2/4/2023 vs. Union (W, 10-1) — <i>first 4G were PPG</i>
7.	3:39	3/4/1961 vs. Penn (W, 13-1)
8.	3:42	1/27/1968 at Yale (W, 19-1)
9.	3:46	1/21/1978 at Yale (W, 19-1)
10.	3:56	1/27/1968 vs. Yale (W, 13-1)

MOST SAVES BY TEAM, GAME

1.	61	2/23/1959 vs. Harvard (L, 0-13) <i>John Detwiler (61 saves)</i>
	61	3/6/1982 at Yale (L, 2-5) <i>Brian Hayward (61 saves)</i>
3.	60	12/17/1958 vs. Yale (L, 1-12) <i>Pete Wheelwright (29 saves); John Detwiler (31 saves)</i>
	60	12/20/1962 vs. Clarkson (L, 3-8) <i>Laing Kennedy (60 saves)</i>
	60	1/3/1986 at British Columbia (W, 5-2) <i>Doug Dadswell (60 saves)</i>
	60	3/17/2013 at Quinnipiac (L, 2-3 — 2OT) <i>Andy Iles (60 saves)</i>
7.	59	3/26/2006 vs. Wisconsin (L, 0-1 — 3OT) <i>David McKee (59 saves)</i>
8.	58	1/10/1959 at Harvard (L, 0-18) <i>John Detwiler (58 saves)</i>
9.	57	3/14/1986 vs. Yale (W, 3-2 — 2OT) <i>Doug Dadswell (57 saves)</i>
	57	2/4/1961 at Harvard (L, 1-2) <i>Laing Kennedy (57 saves)</i>

POINTS IN SEASON, PLAYER

1.	83	Lance Nethery	1977-78
2.	78	Lance Nethery	1976-77
3.	74	Brian Cornell	1968-69
4.	71	Doug Ferguson	1965-66
5.	69	Carlo Ugolini	1972-73
6.	68	James Vaughan	1975-76
7.	66	Doug Derrauagh	1990-91
8.	65	Lance Nethery	1978-79
9.	63	Larry Fullan	1971-72
	63	Doug Marrett	1972-73
	63	David Peace	1974-75

GOALS SCORED IN SEASON, PLAYER

1.	37	Doug Ferguson	1965-66
2.	34	Doug Marrett	1972-73
3.	32	Lance Nethery	1976-77
4.	31	James Vaughan	1975-76
	31	Brock Tredway	1978-79
6.	30	Doug Derrauagh	1990-91
7.	29	Brian Cornell	1967-68
	29	Mark Trivett	1976-77
	29	Roy Kerling	1977-78
	29	Brock Tredway	1980-81

ASSISTS IN SEASON, PLAYER

1.	60	Lance Nethery	1977-78
2.	52	Brian Cornell	1968-69
3.	47	Lance Nethery	1978-79
4.	46	Lance Nethery	1976-77
5.	44	Carlo Ugolini	1972-73
6.	43	Larry Fullan	1971-72
7.	41	Brian Campbell	1974-75
8.	40	Peter Tufford	1968-69
9.	39	Michael Doran	1965-66
	39	Steve Bajinski	1974-75

SAVES IN SEASON, PLAYER

1.	967	Doug Dadswell	1985-86
2.	906	Mitch Gillam	2015-16
3.	898	Andy Iles	2012-13
4.	894	Ben Scrivens	2009-10
5.	883	Ben Scrivens	2007-08
6.	870	Andy Iles	2011-12
7.	857	Doug Dadswell	1984-85
8.	856	Jason Elliott	1997-98
9.	843	Mitch Gillam	2016-17
10.	836	Dave Elenbaas	1972-73

GOALS-AGAINST AVERAGE, SEASON

1.	1.20	Dave LeNeveu	2002-03
2.	1.24	David McKee	2004-05
3.	1.48	Ken Dryden	1966-67
4.	1.51	Matthew Galajda	2017-18
5.	1.52	Ken Dryden	1967-68
6.	1.56	Matthew Galajda	2019-20
7.	1.69	Ian Shane	2023-24
8.	1.72	Ian Shane	2022-23
9.	1.74	Ben Scrivens	2008-09
10.	1.81	Ken Dryden	1968-69

SHUTOUTS, SEASON

1.	10	David McKee	2004-05
2.	9	Dave LeNeveu	2002-03
3.	9	Matthew Galajda	2017-18
4.	7	Ben Scrivens	2008-09
5.	7	Ben Scrivens	2009-10
6.	7	Mitch Gillam	2015-16
7.	6	Ken Dryden	1967-68
8.	6	Andy Iles	2011-12
9.	5	Five times, <b>Last: Ian Shane (2022-23)</b>	

POINTS IN SEASON, TEAM

1.	530	1976-77	# of players with points:	20
2.	522	1977-78	# of players with points:	22
3.	502	1968-69	# of players with points:	18
4.	480	1967-68	# of players with points:	18
	474	1975-76	# of players with points:	26
6.	465	1971-72	# of players with points:	19
	465	1969-70	# of players with points:	17
8.	433	1978-79	# of players with points:	23
9.	430	1972-73	# of players with points:	19
10.	427	1974-75	# of players with points:	20

GOALS SCORED IN SEASON, TEAM

1.	204	1976-77	# of players with goals:	20
2.	195	1977-78	# of players with goals:	21
3.	190	1968-69	# of players with goals:	16
4.	187	1967-68	# of players with goals:	17
5.	179	1969-70	# of players with goals:	17
6.	176	1971-72	# of players with goals:	16
7.	174	1975-76	# of players with goals:	18
8.	166	1978-79	# of players with goals:	20
9.	164	1966-67	# of players with goals:	14
10.	159	1970-71	# of players with goals:	19

ASSISTS IN SEASON, TEAM

1.	327	1977-78	# of players with assists:	20
	326	1976-77	# of players with assists:	20
3.	312	1968-69	# of players with assists:	18
4.	300	1975-76	# of players with assists:	25
5.	293	1967-68	# of players with assists:	18
6.	289	1971-72	# of players with assists:	19
	286	1969-70	# of players with assists:	17
8.	274	1972-73	# of players with assists:	18
	270	1974-75	# of players with assists:	20
	267	1978-79	# of players with assists:	22

SAVES IN SEASON, TEAM

1.	1030	1985-86	Games: 32	SV/game: 32.19
2.	1026	1980-81	Games: 31	SV/game: 33.10
3.	1004	1997-98	Games: 33	SV/game: 30.42
4.	978	1996-97	Games: 35	SV/game: 27.94
5.	951	1979-80	Games: 31	SV/game: 30.68
6.	949	2010-11	Games: 34	SV/game: 27.91
7.	948	2007-08	Games: 36	SV/game: 26.33
8.	938	1993-94	Games: 30	SV/game: 31.27
9.	936	2015-16	Games: 34	SV/game: 27.53
10.	931	1984-85	Games: 30	SV/game: 31.03

GOALS-AGAINST AVERAGE, SEASON

1.	1.24	2004-05	GA: 44	Minutes: 2134:19
2.	1.26	2002-03	GA: 46	Minutes: 2187:32
3.	1.48	1967-68	GA: 43	Minutes: 1740:00
4.	1.52	2017-18	GA: 50	Minutes: 1978:38
5.	1.54	2019-20	GA: 45	Minutes: 1750:43
6.	1.59	1966-67	GA: 46	Minutes: 1740:00
7.	1.68	2001-02	GA: 61	Minutes: 2176:41
8.	1.80	2023-24	GA: 64	Minutes: 2135:41
9.	1.82	2003-04	GA: 59	Minutes: 1942:47
10.	1.84	2009-10	GA: 63	Minutes: 2049:53

SHUTOUTS, SEASON

1.	10	2004-05
	10	2017-18
3.	9	2002-03
4.	7	2008-09
	7	2009-10
	7	2015-16
	6	1967-68
8.	6	2011-12
9.	5	Eight times, <b>Last: 2022-23</b>

CAREER POINTS

1.	271	Lance Nethery	1975-79
2.	207	Brock Tredway	1977-81
3.	200	Roy Kerling	1977-78, 1979-82
4.	187	Doug Ferguson	1964-67
5.	177	Duanne Moeser	1982-86
6.	165	Larry Fullan	1969-72
7.	160	Peter Tufford	1966-69
8.	159	Gary Cullen	1981-85
9.	154	James Vaughan	1974-77
10.	153	Doug Derrauagh	1987-91

CAREER GOALS SCORED

1.	113	Brock Tredway	1977-81
2.	93	Roy Kerling	1977-78, 1979-82
3.	91	Doug Ferguson	1964-67
	91	Lance Nethery	1975-79
5.	81	Duanne Moeser	1982-86
6.	73	Joe Nieuwendyk	1984-87
7.	71	James Vaughan	1974-77
	71	Matt Moulson	2002-06
9.	68	John Hughes	1967-70
	68	Peter Tufford	1966-69
	68	Trent Andison	1987-91

CAREER ASSISTS

1.	180	Lance Nethery	1975-79
2.	108	Larry Fullan	1969-72
3.	107	Roy Kerling	1977-78, 1979-82
4.	105	Gary Cullen	1981-85
5.	96	Doug Ferguson	1964-67
	96	Duanne Moeser	1982-86
7.	95	Brian Cornell	1966-69
8.	94	Brock Tredway	1977-81
9.	93	Kyle Knopp	1995-99
10.	92	Brian Campbell	1973-76
	92	Peter Tufford	1966-69

CAREER SAVES

1.	2988	Andy Iles	2010-14
2.	2824	Ben Scrivens	2006-10
3.	2462	Jason Elliott	1994-98
4.	2403	Mitch Gillam	2013-17
5.	2271	Ian Shane	2021-Pres.
6.	2228	Corrie D'Alessio	1987-91
7.	2225	Brian Hayward	1978-82
8.	2208	David McKee	2003-06
9.	2143	Darren Eliot	1979-83
10.	2052	Matt Underhill	1998-02

CAREER GOALS-AGAINST AVERAGE

1.	1.29	Dave LeNeveu	2001-03
2.	1.60	Ken Dryden	1966-69
3.	1.64	Matthew Galajda	2017-20
4.	1.71	David McKee	2003-06
5.	1.83	Ian Shane	2021-Pres.
6.	1.91	Ben Scrivens	2006-10
7.	2.13	Brian Cropper	1968-71
8.	2.15	Mitch Gillam	2013-17
9.	2.26	Andy Iles	2010-14
10.	2.32	Matt Underhill	1998-02

CAREER SHUTOUTS

1.	19	Matthew Galajda	2017-20
	19	Ben Scrivens	2006-10
3.	18	David McKee	2003-06
4.	14	Ian Shane	2021-Pres.
5.	13	Ken Dryden	1966-69
6.	11	Dave LeNeveu	2001-03
	11	Mitch Gillam	2013-17
8.	10	Laing Kennedy	1960-63
9.	9	Andy Iles	2010-14
10.	7	Brian Cropper	1968-71
	7	Errol McKibbon	1963-66

2024-25 OVERALL STATISTICS

Overall **18-10-6** Home **9-4-1** Away **6-6-4** Neutral **3-0-1** ECAC Hockey **10-8-4**

#	PLAYER	GP	G	A	PTS	SH	SH%	+/-	PN-MIN	MIN	MAJ	OTH	PPG	SHG	FG	GWG	GTG	OTG	HT	PN	UA	BLK	SHOOTOUTS		
																							G	ATT	PCT
14	Ryan Walsh	34	14	14	28	87	.161	+10	8-16	8	0	0	3	0	1	2	1	0	0	0	1	18	3	5	.600
17	Dalton Bancroft	34	15	11	26	98	.153	+8	11-44	7	2	2	3	2	2	4	0	0	1	0	1	20	0	2	.000
26	Ondrej Psenicka	28	9	13	22	53	.170	+11	5-10	5	0	0	3	0	2	1	1	0	0	0	1	19	0	0	—
12	Tim Rego	34	8	14	22	50	.160	+13	5-18	4	0	1	1	0	2	2	0	1	0	0	0	28	0	0	—
19	Sullivan Mack	30	8	13	21	63	.127	+9	4-19	2	1	1	1	0	2	1	0	0	0	0	0	9	0	0	—
9	Jack O'Leary	33	7	9	16	42	.167	+5	4-19	2	1	1	0	0	1	3	2	0	0	0	0	10	0	0	—
38	Jonathan Castagna	30	5	11	16	60	.083	+2	10-20	10	0	0	1	0	1	0	0	0	0	0	0	20	0	1	.000
16	Charlie Major	26	4	12	16	55	.073	+7	3-6	3	0	0	1	0	1	1	0	1	0	0	0	8	0	0	—
28	Nick DeSantis	31	8	6	14	42	.190	+13	8-24	7	0	1	1	0	2	1	1	0	0	0	2	9	0	0	—
10	Jake Kraft	34	7	6	13	55	.127	+6	2-4	2	0	0	0	0	2	1	0	0	0	0	1	10	2	2	1.000
18	Kyler Kovich	34	5	8	13	39	.128	+15	11-25	10	1	0	0	1	1	1	0	0	0	0	0	15	0	0	—
21	Ben Robertson	34	2	11	13	48	.042	+8	4-8	4	0	0	1	0	0	0	0	0	0	0	0	27	0	0	—
6	George Fegaras	28	1	12	13	47	.021	+2	5-10	5	0	0	0	0	0	0	0	0	0	0	0	17	0	0	—
5	Hoyt Stanley	33	2	10	12	31	.065	+14	13-40	10	2	1	0	0	1	0	0	0	0	0	1	44	0	0	—
27	Michael Suda	34	0	11	11	35	.000	+12	12-24	12	0	0	0	0	0	0	0	0	0	0	0	31	3	4	.750
22	Kyle Penney	23	6	1	7	44	.136	+8	2-15	0	1	1	0	1	1	0	0	0	0	0	1	8	0	0	—
4	Hank Kempf	34	2	5	7	28	.071	+6	8-16	8	0	0	0	0	0	0	0	0	0	0	0	30	0	1	.000
15	Tyler Catalano	34	2	4	6	25	.080	+1	9-26	8	0	1	0	0	0	1	0	0	0	0	0	9	0	0	—
3	Jack O'Brien	28	0	3	3	15	.000	+4	1-2	1	0	0	0	0	0	0	0	0	0	0	0	7	0	0	—
24	Nicholas Wolfenberg	14	1	1	2	8	.125	+2	1-2	1	0	0	0	0	0	0	0	0	0	0	0	3	0	0	—
7	Jimmy Rayhill	6	0	1	1	3	.000	0	0-0	0	0	0	0	0	0	0	0	0	0	0	0	2	0	0	—
30	Ian Shane	32	0	1	1	0	.000	0	1-2	1	0	0	0	0	0	0	0	0	0	0	0	0	0	0	—
33	Remington Keopple	5	0	1	1	0	.000	0	0-0	0	0	0	0	0	0	0	0	0	0	0	0	0	0	0	—
11	Sean Donaldson	17	0	0	0	15	.000	-7	4-19	2	1	1	0	0	0	0	0	0	0	0	0	1	0	0	—
13	Marian Mosko	2	0	0	0	1	.000	-1	0-0	0	0	0	0	0	0	0	0	0	0	0	0	1	0	0	—
29	Parker Murray	3	0	0	0	1	.000	0	1-2	1	0	0	0	0	0	0	0	0	0	0	0	0	0	0	—
TEAM		3-6																							
TOTALS		34	106	178	284	945	.112	+148	135-377	116	9	10	15	4	19	18	5	2	1	0	8	346	8	15	.533
OPPONENTS		33	75	120	195	731	.103	-154	134-323	124	5	5	17	3	15	10	1	0	1	0	7	428	3	16	.188

#	PLAYER	GP-GS	MIN	GA	GAA	SV	SV%	W	L	T	SHO	PPG	SHG	ENG
30	Ian Shane	32-32	1852:16	67	2.17	618	.902	16	10	6	3	16	2	0
33	Remington Keopple	5-2	209:37	3	0.86	68	.958	2	0	0	1	1	0	0
EMPTY NET			25:44	6	—	—	—	—	—	—	—	0	1	6
TOTALS		34	2087:37	76	2.18	686	.900	18	10	6	4	17	3	6
OPPONENTS		34	2087:37	106	3.05	839	.888	10	18	6	1	15	4	7

FACEOFFS

POWER-PLAY SCORING

PERIOD-BY-PERIOD STATS

#	PLAYER	W	L	PCT
28	Nick DeSantis	5	2	.714
38	Jonathan Castagna	267	193	.580
14	Ryan Walsh	392	310	.558
18	Kyler Kovich	109	100	.522
16	Charlie Major	100	100	.500
26	Ondrej Psenicka	13	13	.500
9	Jack O'Leary	7	7	.500
12	Tim Rego	1	1	.500
15	Tyler Catalano	99	100	.497
22	Kyle Penney	19	23	.452
17	Dalton Bancroft	7	9	.438
19	Sullivan Mack	5	8	.385
10	Jake Kraft	3	9	.250
7	Jimmy Rayhill	0	1	.000
11	Sean Donaldson	0	1	.000
TOTALS		1027	877	.539
OPPONENTS		877	1027	.461

#	PLAYER	G	A	PTS	SH	SH%
14	Ryan Walsh	3	4	7	23	.130
6	George Fegaras	0	7	7	4	.000
12	Tim Rego	1	5	6	10	.100
17	Dalton Bancroft	3	2	5	29	.103
16	Charlie Major	1	4	5	18	.056
26	Ondrej Psenicka	3	1	4	14	.214
21	Ben Robertson	1	3	4	19	.053
38	Jonathan Castagna	1	1	2	12	.083
19	Sullivan Mack	1	0	1	10	.100
28	Nick DeSantis	1	0	1	6	.167
18	Kyler Kovich	0	1	1	0	.000
27	Michael Suda	0	1	1	1	.000

SHORT-HANDED SCORING

#	PLAYER	G	A	PTS	SH	SH%
17	Dalton Bancroft	2	0	2	6	.333
18	Kyler Kovich	1	0	1	2	.500
22	Kyle Penney	1	0	1	3	.333
14	Ryan Walsh	0	1	1	5	.000
19	Sullivan Mack	0	1	1	0	.000

GOALS	1ST	2ND	3RD	OT	TOTAL
Cornell	34	28	42	2	106
Opponents	20	35	21	0	76
Difference	+14	-7	+21	+2	+30
SHOTS	1ST	2ND	3RD	OT	TOTAL
Cornell	281	294	337	33	945
Opponents	236	291	223	12	762
Difference	+45	+3	+114	+21	+183
SAVES	1ST	2ND	3RD	OT	TOTAL
Cornell	216	256	202	12	686
Opponents	247	266	295	31	839
Difference	-31	-10	-93	-19	-153

2024-25 ECAC HOCKEY STATISTICS

Overall 18-10-6 Home 9-4-1 Away 6-6-4 Neutral 3-0-1 ECAC Hockey 10-8-4

#	PLAYER	GP	G	A	PTS	SH	SH%	+/-	PN-MIN	MIN	MAJ	OTH	PPG	SHG	FG	GWG	GTG	OTG	HT	PN	UA	BLK	SHOOTOUTS			
																							G	ATT	PCT	
17	Dalton Bancroft	22	12	8	20	65	.185	+8	7-36	3	2	2	3	0	2	3	0	0	1	0	0	13	2	3	.667	
14	Ryan Walsh	22	10	8	18	58	.172	+7	5-10	5	0	0	3	0	1	2	1	0	0	0	0	12	0	1	.000	
12	Tim Rego	22	3	12	15	27	.111	+5	4-16	3	0	1	0	0	1	0	0	0	0	0	0	18	0	0	—	
26	Ondrej Psenicka	16	6	8	14	33	.182	+9	4-8	4	0	0	2	0	1	0	0	0	0	0	1	11	0	0	—	
19	Sullivan Mack	18	4	10	14	31	.129	+5	2-4	2	0	0	0	0	0	0	0	0	0	0	0	5	0	0	—	
9	Jack O'Leary	21	4	8	12	27	.148	0	2-15	0	1	1	0	0	1	2	1	0	0	0	0	5	0	0	—	
16	Charlie Major	14	3	8	11	28	.107	+6	1-2	1	0	0	0	0	1	1	0	1	0	0	0	7	0	1	.000	
6	George Fegaras	18	1	10	11	24	.042	+3	5-10	5	0	0	0	0	0	0	0	0	0	0	0	11	0	0	—	
10	Jake Kraft	22	5	5	10	33	.152	+3	1-2	1	0	0	0	0	1	1	0	0	0	0	1	9	0	0	—	
18	Kyler Kovich	22	4	6	10	28	.143	+12	6-15	5	1	0	0	0	1	1	0	0	0	0	0	8	0	0	—	
28	Nick DeSantis	21	5	4	9	35	.143	+9	7-22	6	0	1	1	0	1	0	1	0	0	0	1	4	0	0	—	
21	Ben Robertson	22	2	7	9	28	.071	-1	2-4	2	0	0	1	0	0	0	0	0	0	0	0	21	2	2	1.000	
38	Jonathan Castagna	18	2	5	7	30	.067	-6	3-6	3	0	0	0	0	0	0	0	0	0	0	0	13	0	0	—	
5	Hoyt Stanley	21	1	6	7	24	.042	+8	9-32	6	2	1	0	0	1	0	0	0	0	0	0	26	0	0	—	
4	Hank Kempf	22	2	3	5	17	.118	+5	4-8	4	0	0	0	0	0	0	0	0	0	0	0	19	0	0	—	
27	Michael Suda	22	0	5	5	20	.000	+8	7-14	7	0	0	0	0	0	0	0	0	0	0	0	22	2	3	.667	
22	Kyle Penney	16	4	0	4	31	.129	+3	2-15	0	1	1	0	1	0	0	0	0	0	0	1	5	0	0	—	
15	Tyler Catalano	22	1	3	4	21	.048	+1	7-22	6	0	1	0	0	0	0	0	0	0	0	0	6	0	0	—	
3	Jack O'Brian	16	0	3	3	12	.000	+4	0-0	0	0	0	0	0	0	0	0	0	0	0	0	3	0	0	—	
7	Jimmy Rayhill	6	0	1	1	3	.000	0	0-0	0	0	0	0	0	0	0	0	0	0	0	0	2	0	0	—	
30	Ian Shane	20	0	1	1	0	.000	0	1-2	1	0	0	0	0	0	0	0	0	0	0	0	0	0	0	0	—
33	Remington Keopple	4	0	1	1	0	.000	0	0-0	0	0	0	0	0	0	0	0	0	0	0	0	0	0	0	0	—
11	Sean Donaldson	12	0	0	0	14	.000	-6	4-19	2	1	1	0	0	0	0	0	0	0	0	0	1	0	0	—	
13	Marian Mosko	2	0	0	0	1	.000	-1	0-0	0	0	0	0	0	0	0	0	0	0	0	0	1	0	0	—	
24	Nicholas Wolfenberg	10	0	0	0	4	.000	+1	0-0	0	0	0	0	0	0	0	0	0	0	0	0	3	0	0	—	
29	Parker Murray	3	0	0	0	1	.000	0	1-2	1	0	0	0	0	0	0	0	0	0	0	0	0	0	0	0	—
TEAM									3-6																	
TOTALS		22	69	122	191	595	.116	+83	87-270	70	8	9	10	1	11	10	3	1	1	0	4	225	6	10	.600	
OPPONENTS		22	53	83	136	473	.112	-91	92-247	81	5	3	12	2	11	8	1	0	1	0	5	282	3	10	.300	

#	PLAYER	GP-GS	MIN	GA	GAA	SV	SV%	W	L	T	SHO	PPG	SHG	ENG
30	Ian Shane	20-20	1154:35	45	2.34	362	.889	8	8	4	2	11	1	0
33	Remington Keopple	4-2	172:34	3	1.04	58	.951	2	0	0	1	1	0	0
EMPTY NET			15:49	5	—	—	—	—	—	—	—	0	1	5
TOTALS		22	1342:58	53	2.37	420	.888	10	8	4	3	12	2	5
OPPONENTS		22	1342:58	69	3.08	526	.884	8	10	4	0	10	1	1

FACEOFFS

#	PLAYER	W	L	PCT
28	Nick DeSantis	3	1	.750
38	Jonathan Castagna	166	113	.595
14	Ryan Walsh	272	198	.579
18	Kyler Kovich	69	60	.535
15	Tyler Catalano	72	66	.522
12	Tim Rego	1	1	.500
22	Kyle Penney	16	18	.471
26	Ondrej Psenicka	8	9	.471
9	Jack O'Leary	5	6	.455
17	Dalton Bancroft	5	6	.455
16	Charlie Major	46	65	.414
10	Jake Kraft	2	8	.200
19	Sullivan Mack	1	4	.200
7	Jimmy Rayhill	0	1	.000
11	Sean Donaldson	0	1	.000
TOTALS		666	557	.545
OPPONENTS		557	666	.455

POWER-PLAY SCORING

#	PLAYER	G	A	PTS	SH	SH%
6	George Fegaras	0	6	6	4	.000
14	Ryan Walsh	3	2	5	16	.188
17	Dalton Bancroft	3	1	4	17	.176
21	Ben Robertson	1	3	4	10	.100
12	Tim Rego	0	4	4	4	.000
16	Charlie Major	0	3	3	10	.000
26	Ondrej Psenicka	2	0	2	10	.200
28	Nick DeSantis	1	0	1	6	.167
38	Jonathan Castagna	0	1	1	7	.000

SHORT-HANDED SCORING

#	PLAYER	G	A	PTS	SH	SH%
22	Kyle Penney	1	0	1	2	.500

PERIOD-BY-PERIOD STATS

GOALS	1ST	2ND	3RD	OT	TOTAL
Cornell	21	24	23	1	69
Opponents	14	20	19	0	53
Difference	+7	+4	+4	+1	+16
SHOTS	1ST	2ND	3RD	OT	TOTAL
Cornell	178	188	209	20	595
Opponents	161	166	142	4	473
Difference	+17	+22	+67	+16	+122
SAVES	1ST	2ND	3RD	OT	TOTAL
Cornell	147	146	123	4	420
Opponents	157	164	186	19	526
Difference	-10	-18	-63	-15	-106

2024-25 PERIOD-BY-PERIOD COMPARISONS

DATE		OPPONENT		GOALS																SHOTS															
				TOTAL			CU BY PERIOD				OPP BY PERIOD				+/- BY PERIOD				TOTAL			CU BY PERIOD				OPP BY PERIOD				+/- BY PERIOD					
				CU	OPP	+/-	1	2	3	OT	1	2	3	OT	1	2	3	OT	CU	OPP	+/-	1	2	3	OT	1	2	3	OT	1	2	3	OT		
11/1	North Dakota	4	1	+1	3	0	1	—	1	0	0	—	+2	0	+1	—	21	24	-3	6	10	5	—	5	10	9	—	+1	0	-4	—				
11/2	North Dakota	5	3	+2	1	1	3	—	0	3	0	—	+1	-2	+3	—	28	28	0	11	4	13	—	5	15	8	—	+6	-11	+5	—				
11/8	Yale	2	2	0	1	1	0	0	1	1	0	0	0	0	0	0	33	10	+23	5	10	13	5	3	6	0	1	+2	+4	+13	+4				
11/9	Brown	3	1	+2	0	1	2	—	1	0	0	—	-1	+1	+2	—	31	19	+12	7	11	13	—	9	5	5	—	-2	+6	+8	—				
11/15	at Dartmouth	3	4	-1	0	1	2	—	0	2	2	—	0	-1	0	—	32	23	+9	11	7	14	—	8	5	10	—	+3	+2	+4	—				
11/16	at Harvard	2	2	0	0	1	1	0	1	1	0	0	-1	0	+1	0	26	34	-8	6	5	12	3	13	11	10	0	-7	-6	+2	+3				
11/22	Quinnipiac	1	3	-2	1	0	0	—	1	0	2	—	0	0	-2	—	16	23	-7	5	5	6	—	5	9	9	—	0	-4	-3	—				
11/23	Princeton	5	0	+5	3	0	2	—	0	0	0	—	+3	0	+2	—	24	24	0	12	7	5	—	8	9	7	—	+4	-2	-2	—				
11/30	vs. Quinnipiac	3	3	0	2	0	1	0	0	3	0	0	+2	-3	+1	0	33	29	+4	15	4	13	1	6	14	6	3	+9	-10	+7	-2				
12/6	Colgate	3	2	+1	0	1	1	1	1	1	0	0	-1	0	+1	+1	31	10	+21	5	12	11	3	4	4	2	0	+1	+8	+9	+3				
12/7	at Colgate	3	6	-3	1	1	1	—	1	2	3	—	0	-1	-2	—	20	22	-2	3	9	8	—	8	5	9	—	-5	+4	-1	—				
1/3	vs. UMass	4	2	+2	0	1	3	—	1	1	0	—	-1	0	+3	—	35	24	+11	9	10	16	—	6	13	5	—	+3	-3	+11	—				
1/4	at Arizona State	0	4	-4	0	0	0	—	2	2	0	—	-2	-2	0	—	34	28	+6	8	9	17	—	11	12	5	—	-3	-3	+12	—				
1/10	at Sacred Heart	1	1	0	1	0	0	0	1	0	0	0	0	0	0	0	41	18	+23	9	13	12	7	5	6	6	1	+4	+7	+6	+6				
1/11	at Sacred Heart	2	4	-2	0	1	1	—	1	2	1	—	-1	-1	0	—	29	21	+8	8	11	10	—	7	9	5	—	+1	+2	+5	—				
1/17	at Princeton	6	2	+4	2	2	2	—	1	0	1	—	+1	+2	+1	—	31	25	+6	10	13	8	—	7	9	9	—	+3	+4	-1	—				
1/18	at Quinnipiac	2	2	0	1	0	1	0	0	2	0	0	+1	-2	+1	0	25	24	+1	7	6	6	6	6	15	3	0	+1	-9	+3	+6				
1/24	Harvard	4	1	+3	2	1	1	—	0	1	0	—	+2	0	+1	—	24	15	+9	11	7	6	—	6	6	3	—	+5	+1	+3	—				
1/25	Dartmouth	1	6	-5	0	1	0	—	1	2	3	—	-1	-1	-3	—	17	30	-13	6	6	5	—	7	11	12	—	-1	-5	-7	—				
1/31	at St. Lawrence	1	2	-1	0	1	0	—	1	1	0	—	-1	0	0	—	28	29	-1	5	10	13	—	10	15	4	—	-5	-5	+9	—				
2/1	at Clarkson	3	3	0	2	1	0	0	1	2	0	0	+1	-1	0	0	27	37	-10	8	4	12	3	11	11	12	3	-3	-7	0	0				
2/7	RPI	4	2	+2	1	1	2	—	0	0	2	—	+1	+1	0	—	30	18	+12	13	7	10	—	6	3	9	—	+7	+4	+1	—				
2/8	Union	1	4	-3	0	1	0	—	1	1	2	—	-1	0	-2	—	31	24	+7	8	12	11	—	13	5	6	—	-5	+7	+5	—				
2/14	at Brown	6	1	+5	1	3	2	—	0	0	1	—	+1	+3	+1	—	31	18	+13	7	14	10	—	5	8	5	—	+2	+6	+5	—				
2/15	at Yale	5	3	+2	2	3	0	—	0	2	1	—	+2	+1	-1	—	22	26	-4	10	8	4	—	6	10	10	—	+4	-2	-6	—				
2/21	Clarkson	1	3	-2	0	1	0	—	0	1	2	—	0	0	-2	—	25	11	+14	6	10	9	—	4	3	4	—	+2	+7	+5	—				
2/22	St. Lawrence	6	0	+6	2	2	2	—	0	0	0	—	+2	+2	+2	—	31	13	+18	14	9	8	—	7	1	5	—	+7	+8	+3	—				
2/28	at Union	1	4	-3	1	0	0	—	3	1	0	—	-2	-1	0	—	20	17	+3	6	5	9	—	6	7	4	—	0	-2	+5	—				
3/1	at RPI	6	0	+6	1	1	4	—	0	0	0	—	+1	+1	+4	—	40	21	+19	13	11	16	—	9	8	4	—	+4	+3	+12	—				
3/8	Yale	5	1	+4	1	0	4	—	0	1	0	—	+1	-1	+4	—	33	19	+13	9	7	17	—	2	12	5	—	+7	-5	+12	—				
3/14	at Colgate	4	1	+3	1	1	2	—	0	1	0	—	+1	0	+2	—	28	22	+6	8	11	9	—	5	7	10	—	+3	+4	-1	—				
3/15	at Colgate	3	0	+3	1	0	2	—	0	0	0	—	+1	0	+2	—	22	21	+1	7	10	5	—	6	4	11	—	+1	+6	-6	—				
3/21	vs. Quinnipiac	3	2	+1	1	0	1	1	0	1	1	0	+1	-1	0	+1	22	24	-2	7	5	5	5	7	9	4	4	0	-4	+1	+1				
3/22	vs. Clarkson	3	1	+2	2	0	1	—	0	1	0	—	+2	-1	+1	—	24	31	-7	6	12	6	—	10	14	7	—	-4	-2	-1	—				

2024-25 GAME-BY-GAME SCORING BREAKDOWN

Date	Opponent	3 O'Brien	4 Kempf	5 Stanley	6 Fegaras	7 Rayhill	8 Devlin	9 O'Leary	10 Kraft	11 Donaldson	12 Rego	13 Mosko	14 Walsh	15 Catalano	16 Major
11/1	North Dakota	0-0-0	0-0-0	0-1-1	DND	DND	DND	0-0-0	0-0-0	DND	0-0-0	DND	0-0-0	1-0-1	0-0-0
11/2	North Dakota	0-0-0	0-1-1	0-0-0	DND	DND	DND	1-0-1	1-1-2	DND	1-1-2	DND	1-2-3	0-1-1	0-1-1
11/8	Yale	DNP	0-1-1	0-0-0	DND	DND	DND	1-0-1	0-1-1	0-0-0	0-0-0	DND	0-1-1	0-0-0	0-0-0
11/9	Brown	DNP	0-0-0	0-0-0	DND	DND	DND	0-0-0	0-0-0	0-0-0	0-0-0	DND	1-0-1	0-0-0	0-0-0
11/15	at Dartmouth	0-1-1	0-0-0	0-1-1	DND	DND	DND	0-0-0	0-0-0	0-0-0	0-0-0	DND	0-0-0	1-0-1	0-1-1
11/16	at Harvard	0-0-0	0-0-0	0-0-0	DND	DND	DND	0-0-0	0-0-0	0-0-0	1-1-2	DND	1-0-1	0-0-0	0-1-1
11/22	Quinnipiac	DNP	0-0-0	0-0-0	0-0-0	DND	DND	0-0-0	0-0-0	0-0-0	0-1-1	DND	0-0-0	0-0-0	0-0-0
11/23	Princeton	0-0-0	0-0-0	0-0-0	0-2-2	DND	DND	0-1-1	1-0-1	0-0-0	0-1-1	DND	1-1-2	0-0-0	0-1-1
11/30	vs. Quinnipiac	0-0-0	0-1-1	0-0-0	0-0-0	DND	DND	1-0-1	0-0-0	0-0-0	0-0-0	DND	0-1-1	0-0-0	0-0-0
12/6	Colgate	DNP	0-1-1	0-0-0	0-1-1	DND	DND	1-0-1	0-0-0	0-0-0	0-0-0	DND	1-0-1	0-0-0	1-1-2
12/7	at Colgate	0-0-0	0-0-0	0-0-0	0-2-2	DND	DND	0-1-1	0-1-1	0-0-0	0-0-0	DND	0-0-0	0-1-1	0-0-0
1/3	vs. UMass	0-0-0	0-0-0	0-2-2	0-0-0	DND	DND	0-1-1	0-0-0	0-0-0	1-0-1	DND	1-0-1	0-0-0	0-0-0
1/4	at Arizona State	0-0-0	0-0-0	0-0-0	0-0-0	DND	DND	0-0-0	0-0-0	DND	0-0-0	DND	0-0-0	0-0-0	0-0-0
1/10	at Sacred Heart	0-0-0	0-0-0	0-0-0	0-0-0	1-1-1	DND	DND	0-0-0	0-0-0	0-0-0	DND	0-0-0	0-0-0	0-0-0
1/11	at Sacred Heart	0-0-0	0-0-0	0-0-0	0-0-0	DND	DND	0-0-0	1-0-1	DND	0-0-0	DND	1-1-2	0-0-0	0-0-0
1/17	at Princeton	0-0-0	0-0-0	0-0-0	0-0-0	0-0-0	DND	0-0-0	1-2-3	DND	0-1-1	DND	1-2-3	0-0-0	DND
1/18	at Quinnipiac	0-0-0	0-0-0	0-0-0	0-1-1	0-0-0	DND	0-0-0	0-0-0	DND	0-2-2	DND	0-0-0	0-0-0	DND
1/24	Harvard	0-0-0	0-0-0	0-0-0	0-1-1	0-0-0	DND	0-0-0	1-0-1	DND	0-1-1	DND	1-0-1	0-0-0	DND
1/25	Dartmouth	0-0-0	0-0-0	0-0-0	1-0-1	DNP	DND	0-0-0	0-0-0	DND	0-0-0	DND	0-0-0	0-0-0	DND
1/31	at St. Lawrence	0-0-0	1-0-1	DND	0-0-0	0-0-0	DND	DND	0-0-0	DND	0-0-0	0-0-0	0-0-0	0-1-1	DND
2/1	at Clarkson	0-0-0	0-1-1	1-0-1	0-0-0	0-0-0	DND	0-3-3	1-0-1	DND	0-0-0	0-0-0	0-0-0	0-0-0	DND
2/7	RPI	0-0-0	0-0-0	0-1-1	0-1-1	DND	DND	1-0-1	0-0-0	DND	0-2-2	DND	0-0-0	0-0-0	DND
2/8	Union	0-0-0	0-0-0	0-0-0	0-0-0	DND	DND	0-0-0	0-0-0	DND	0-1-1	DND	0-0-0	0-0-0	DND
2/14	at Brown	0-0-0	0-0-0	0-1-1	0-0-0	DND	DND	0-2-2	0-0-0	0-0-0	1-0-1	DND	2-1-3	0-0-0	1-1-2
2/15	at Yale	0-1-1	0-0-0	0-1-1	0-0-0	DND	DND	0-0-0	1-0-1	0-0-0	0-1-1	DND	2-1-3	0-1-1	0-1-1
2/21	Clarkson	0-0-0	0-0-0	0-0-0	0-0-0	DND	DND	0-0-0	0-0-0	0-0-0	0-0-0	DND	0-0-0	0-0-0	0-0-0
2/22	St. Lawrence	DND	1-0-1	0-1-1	0-0-0	0-1-1	DND	1-1-2	0-0-0	0-0-0	0-1-1	DND	0-1-1	0-0-0	0-2-2
2/28	at Union	0-0-0	0-0-0	0-0-0	0-0-0	DND	DND	0-0-0	0-0-0	DND	1-0-1	DND	0-0-0	0-0-0	0-0-0
3/1	at RPI	0-1-1	0-0-0	0-1-1	0-2-2	DND	DND	0-0-0	0-1-1	DND	0-0-0	DND	0-1-1	0-0-0	1-0-1
3/8	Yale	0-0-0	0-0-0	1-0-1	0-1-1	DND	DND	0-0-0	0-0-0	DND	2-0-2	DND	0-0-0	0-0-0	0-1-1
3/14	at Colgate	0-0-0	0-0-0	0-1-1	0-0-0	DND	DND	1-0-1	0-0-0	DNP	0-0-0	DND	0-0-0	0-0-0	0-2-2
3/15	at Colgate	0-0-0	0-0-0	0-0-0	0-0-0	DND	DND	0-0-0	0-0-0	DNP	0-0-0	DND	0-0-0	0-0-0	1-0-1
3/21	vs. Quinnipiac	0-0-0	0-0-0	0-0-0	0-0-0	DND	DND	0-0-0	0-0-0	DNP	1-1-2	DND	0-2-2	0-0-0	0-0-0
3/22	vs. Clarkson	0-0-0	0-0-0	0-0-0	0-0-0	DND	DND	0-0-0	0-0-0	DNP	0-0-0	DND	1-0-1	0-0-0	0-0-0

Date	Opponent	17 Bancroft	18 Kovich	19 Mack	21 Robertson	22 Penney	23 Wallace	24 Wolfenberg	26 Psenicka	27 Suda	28 DeSantis	29 Murray	30 Shane	33 Keopple	38 Castagna
11/1	North Dakota	0-0-0	0-0-0	1-1-2	0-1-1	0-0-0	DND	1-0-1	0-0-0	0-0-0	1-0-1	DND	0-0-0	DNP	0-2-2
11/2	North Dakota	0-0-0	0-0-0	0-0-0	0-0-0	1-0-1	DND	0-0-0	0-0-0	0-1-1	0-0-0	DND	0-0-0	DNP	0-0-0
11/8	Yale	1-0-1	0-0-0	0-0-0	0-0-0	0-0-0	DND	0-0-0	DND	0-0-0	0-0-0	DND	0-0-0	DNP	0-1-1
11/9	Brown	2-1-3	0-1-1	0-0-0	0-1-1	0-0-0	DND	0-0-0	DND	0-1-1	0-0-0	DND	0-0-0	DNP	0-0-0
11/15	at Dartmouth	0-0-0	0-0-0	DND	0-1-1	2-0-2	DND	0-0-0	DND	0-0-0	0-0-0	0-0-0	0-0-0	DNP	0-0-0
11/16	at Harvard	0-0-0	0-0-0	DND	0-0-0	0-0-0	DND	0-0-0	DND	0-0-0	0-1-1	0-0-0	0-1-1	DNP	0-0-0
11/22	Quinnipiac	0-0-0	0-0-0	DND	0-0-0	0-0-0	DND	DND	0-0-0	0-0-0	0-0-0	DND	0-0-0	DNP	1-0-1
11/23	Princeton	1-0-1	0-0-0	DND	1-1-2	0-0-0	DND	DND	1-1-2	0-1-1	0-0-0	DND	0-0-0	DNP	0-0-0
11/30	vs. Quinnipiac	1-0-1	0-0-0	1-1-2	0-0-0	DND	DND	DND	0-0-0	0-0-0	0-0-0	DND	0-0-0	DNP	0-2-2
12/6	Colgate	0-0-0	0-0-0	0-0-0	0-0-0	DND	DND	DND	0-1-1	0-0-0	0-0-0	DND	0-0-0	DNP	0-1-1
12/7	at Colgate	0-1-1	1-0-1	0-0-0	0-0-0	DND	DND	DND	2-0-2	0-0-0	0-0-0	DND	0-0-0	0-0-0	0-0-0
1/3	vs. UMass	1-0-1	0-0-0	0-0-0	0-1-1	DND	DND	DND	0-1-1	0-1-1	0-0-0	DND	0-0-0	DNP	1-0-1
1/4	at Arizona State	0-0-0	0-0-0	0-0-0	0-0-0	DND	DND	0-0-0	0-0-0	0-0-0	0-0-0	DND	0-0-0	DNP	0-0-0
1/10	at Sacred Heart	0-1-1	0-0-0	0-0-0	0-0-0	DND	DND	DND	1-0-1	0-0-0	0-0-0	DND	0-0-0	DNP	0-0-0
1/11	at Sacred Heart	0-0-0	0-0-0	0-0-0	0-0-0	DND	DND	DND	0-1-1	0-0-0	0-0-0	1-1-1	DND	0-0-0	0-0-0
1/17	at Princeton	1-0-1	1-0-1	0-1-1	0-2-2	DND	DND	0-0-0	0-1-1	0-2-2	0-0-0	DND	DNP	0-0-0	1-1-2
1/18	at Quinnipiac	0-0-0	0-1-1	0-0-0	0-0-0	DND	DND	0-0-0	1-0-1	0-0-0	1-0-1	DND	0-0-0	DNP	0-0-0
1/24	Harvard	0-1-1	0-0-0	0-0-0	0-0-0	0-0-0	DND	DND	0-1-1	0-0-0	2-0-2	DND	0-0-0	DNP	0-0-0
1/25	Dartmouth	0-0-0	0-0-0	0-0-0	0-0-0	0-0-0	DND	DND	0-1-1	0-0-0	0-1-1	DND	0-0-0	DNP	0-0-0
1/31	at St. Lawrence	0-0-0	0-1-1	0-0-0	0-0-0	DND	DND	0-0-0	DND	0-0-0	DND	0-0-0	0-0-0	DNP	0-0-0
2/1	at Clarkson	0-0-0	0-0-0	1-1-2	0-0-0	DND	DND	0-0-0	DND	0-0-0	0-0-0	DND	0-0-0	DNP	0-1-1
2/7	RPI	0-0-0	0-1-1	0-0-0	0-0-0	1-0-1	DND	0-0-0	1-0-1	0-0-0	1-1-2	DND	0-0-0	DNP	0-0-0
2/8	Union	0-0-0	1-0-1	0-0-0	0-0-0	0-0-0	DND	DNP	0-1-1	0-0-0	0-0-0	DND	0-0-0	DNP	0-0-0
2/14	at Brown	0-2-2	0-1-1	0-3-3	0-0-0	1-0-1	DND	DND	1-0-1	0-0-0	0-0-0	DND	0-0-0	DNP	DND
2/15	at Yale	2-0-2	0-0-0	0-2-2	0-0-0	0-0-0	DND	DND	0-1-1	0-0-0	0-0-0	DND	0-0-0	DNP	DND
2/21	Clarkson	0-0-0	0-1-1	1-0-1	0-0-0	0-0-0	DND	DND	0-0-0	0-0-0	0-1-1	DND	0-0-0	DNP	DND
2/22	St. Lawrence	3-1-4	0-0-0	1-1-2	0-2-2	0-0-0	DND	DND	0-0-0	0-0-0	0-0-0	DND	0-0-0	DNP	DND
2/28	at Union	0-1-1	0-0-0	0-1-1	0-0-0	0-0-0	DND	DND	0-0-0	0-0-0	0-0-0	DND	0-0-0	0-0-0	0-0-0
3/1	at RPI	1-1-2	1-0-1	1-1-2	1-0-1	0-0-0	DND	DND	0-1-1	0-1-1	1-0-1	DND	DNP	0-1-1	0-1-1
3/8	Yale	0-0-0	0-0-0	0-0-0	0-2-2	0-0-0	DND	DND	1-1-2	0-1-1	1-0-1	DND	0-0-0	DNP	0-0-0
3/14	at Colgate	0-0-0	0-2-2	1-0-1	0-0-0	1-1-2	DND	DND	0-0-0	0-1-1	DND	DND	0-0-0	DNP	1-0-1
3/15	at Colgate	1-1-2	0-0-0	1-0-1	0-0-0	0-0-0	DND	DND	0-1-1	0-2-2	DND	DND	0-0-0	DNP	0-0-0
3/21	vs. Quinnipiac	0-1-1	1-0-1	0-1-1	0-0-0	0-0-0	DND	DND	0-0-0	0-0-0	0-0-0	DND	0-0-0	DNP	1-0-1
3/22	vs. Clarkson	0-0-0	0-0-0	0-0-0	0-0-0	0-0-0	DND	DND	1-2-3	0-0-0	1-1-2	DND	0-0-0	DNP	0-2-2

NOTE: SHADED DENOTES MULTI-GAME POINT STREAK

ACTIVE GOAL STREAKS

No active streaks

ACTIVE ASSIST STREAKS

No active streaks

ACTIVE POINT STREAKS

Jonathan Castagna (2 games / 1-2-3)

## 2024-25 SPECIAL TEAMS GAME-BY-GAME BREAKDOWN

### Key:

○ 5-on-4 killed; ● 5-on-4 goal; □ 4-on-3 killed; ■ 4-on-3 goal; ◎ 5-on-4 major penalty killed; Ⓢ 5-on-4 major penalty goal; ▣ 4-on-3 major penalty goal;  
② 5-on-3 killed; ② 5-on-3 goal; ◇ 4-on-3 then 5-on-4 killed; ◆ 5-on-4 goal after 4-on-3 killed; Ⓢ shorthand goal; ▣ 4-on-3 major penalty killed

Date	Opponent	1st Per. PPs	2nd Per. PPs	3rd Per. PPs	OT PPs	1st Per. PKs	2nd Per. PKs	3rd Per. PKs	OT PKs
11/1	North Dakota		○	○			○	○	
11/2	North Dakota	○○○	○	○			○○○	○○	
11/8	Yale		○			●	②○		
11/9	Brown	○	○	○○		○	○		
11/15	at Dartmouth		○○	◎			⑤●		
11/16	at Harvard	○	○	●○		○	◎○	○	
11/22	Quinnipiac			○○		●	○		
11/23	Princeton		○○◇	●●		○	○○○		
11/30	vs. Quinnipiac	○	⑤			○	⑤○○○		
12/6	Colgate	○	○	②●			●		○
12/7	at Colgate	○	○●					②●●◎	
1/3	vs. UMass		○○				●		
1/4	at Arizona State			○		○	■	○	
1/10	at Sacred Heart		②○○	②		○		○	
1/11	at Sacred Heart		○○			○○		○	
1/17	at Princeton		○	●				○○●◎	
1/18	at Quinnipiac	●		○○			○		
1/24	Harvard	○	○	○			○○	○	
1/25	Dartmouth	○	○	ss		○○	○	○②	
1/31	at St. Lawrence		○	○○○			○	○	
2/1	at Clarkson	○	○	○	□	○●	○	○	
2/7	RPI	●	○○	○			○○	○	
2/8	Union	○		○○		○	●	○	
2/14	at Brown	○	○	○○		○	○		
2/15	at Yale	●○		○		○	○	○	
2/21	Clarkson		○○○			○○			
2/22	St. Lawrence	○○	○○●					○	
2/28	at Union	○				●○	◎	○○	
3/1	at RPI	○	○			○		◎	
3/8	Yale	○	○	○●		○	○	◎	
3/14	at Colgate		○	◇●		●			
3/15	at Colgate	○	○	●		○	○○	○○○⑤	
3/21	vs. Quinnipiac	○●	○		●		○○●	○	○
3/22	vs. Clarkson		○	○		○		○○	

## 2024-25 SPECIAL TEAMS BREAKDOWN

Last Friday vs. Quinnipiac					Last Saturday vs. Clarkson				2024-25 Totals			
Cornell PP	PPG	Opp.	Opp. Goals	PP Time	PPG	Opp.	Opp. Goals	PP Time	PPG/Opp.	Opp. Goals	Time	PP%
5-on-4	2	4	0	5:48	0	2	0	4:00	15/102	3	188:49	14.7%
5-on-3	—	—	—	—	—	—	—	—	0/3	0	2:50	0.0%
4-on-3	—	—	—	—	—	—	—	—	0/3	0	0:45	0.0%
Cornell PK	PPG	Opp.	CU Goals	PK Time	PPG	Opp.	CU Goals	PK Time	PPG/Opp.	CU Goals	Time	PK%
5-on-4	1	5	1	7:05	0	3	0	4:21	15/103	3	186:56	85.4%
5-on-3	—	—	—	—	—	—	—	—	1/4	0	4:35	75.0%
4-on-3	—	—	—	—	—	—	—	—	1/1	0	0:17	0.0%
Even Strength	CU Goals	Chances	Opp. Goals	Time	CU Goals	Chances	Opp. Goals	Time	CU Goals	Chances	Opp Goals	Time
4-on-4	—	—	—	—	—	—	—	—	2	18	2	31:52
3-on-3	—	—	—	—	—	—	—	—	0	0	0	0:00
Cornell Empty Net	CU Goals	Chances	Opp. Goals	Time	CU Goals	Chances	Opp. Goals	Time	CU Goals	Chances	Opp Goals	Time
6-on-5	0	1	0	1:20	—	—	—	—	0	12	5	20:54
6-on-4	—	—	—	—	—	—	—	—	0	2	1	1:30
6-on-3	—	—	—	—	—	—	—	—	0	0	0	0:00
Opp. Empty Net	CU Goals	Chances	Opp. Goals	Time	CU Goals	Chances	Opp. Goals	Time	CU Goals	Chances	Opp Goals	Time
6-on-5	—	—	—	—	1	2	0	2:15	6	13	1	9:43
5-on-5	—	—	—	—	0	1	0	0:21	1	1	0	0:29
6-on-4	—	—	—	—	—	—	—	—	1	6	0	5:07
6-on-3	—	—	—	—	—	—	—	—	0	1	0	0:40

*Pulled Goalie situations does not include delayed penalty scenarios*

Assessed penalty while on power play: Cornell 1, Opponents 3

GAME NUMBERS FOR HOME, ROAD, AND NEUTRAL SITES ARE BASED UPON THOSE TYPES OF GAMES

<b>SCORING</b>		<b>OVERTIMES AND SHOOTOUTS</b>	
Cornell Hat Trick at Home (1 game)	2/22/2025 vs. St. Lawrence (Dalton Bancroft)	Won Home Game in Overtime (7 games)	12/6/2024 vs. Colgate (Charlie Major)
Cornell Hat Trick on Road (55 games)	12/3/2021 at St. Lawrence (Matt Stienburg)	Won Road Game in Overtime (23 games)	1/12/2024 at Arizona State (Ben Robertson)
Cornell Hat Trick at Neutral Site (15 games)	11/26/2022 vs. UConn (Dalton Bancroft)	Won Neutral Site Game in Overtime (1 game)	3/21/2025 vs. Quinnipiac (Tim Rego)
Opponent Hat Trick at Home (3 games)	2/8/2025 vs. Union (Brandon Buhr)	Lost Home Game in Overtime (41 games)	12/2/2022 vs. Harvard (Sean Farrell)
Opponent Hat Trick on Road (107 games)	11/5/2016 at Harvard (Lewis Zerter-Gossage)	Lost Road Game in Overtime (17 games)	2/23/2024 at Clarkson (Mathieu Gosselin)
Opponent Hat Trick at Neutral Site (66 games)	3/21/2009 vs. Yale (Sean Backman)	Lost Neutral Site Game in Overtime (13 games)	3/17/2023 vs. Harvard (Alex Laferriere)
Two Hat Tricks in Game (1,011 games)	2/26/1994 vs. Yale (Jake Karam & Vincent Auger)	Won Shootout at Home (18 games)	2/17/2024 vs. Yale
Three Hat Tricks in Game (2,156 games)	1/4/1911 vs. Western Reserve (5, Edmund 'Stubby' Wagner; 3, Frank Crasswaller; 3, Jefferson Vincent)	Won Shootout on Road (6 games)	2/1/2025 at Clarkson
Defenseman Scored Hat Trick (1,355 games)	2/20/1982 vs. Maine (Joe Gallant)	Won Shootout at Neutral Site (9 games)	11/30/2024 vs. Quinnipiac
Hat Trick in Consecutive Games (1,106 games)	Doug Derraugh 1/22/1991 at Colgate; 1/26/1991 at Dartmouth	Lost Shootout at Home (11 games)	11/8/2024 vs. Yale
Hat Trick in 3+ Straight Games (1,481 games)	Brock Tredway 1/21/1978 vs. Yale; 1/25/1978 vs. Princeton; 1/28/1978 vs. Penn	Lost Shootout on Road (20 games)	1/27/2024 at Dartmouth
Scored 4+ Goals in a Game (129 games)	11/13/2021 vs. RPI (Max Andreev — 4 goals)	Lost Shootout at Neutral Site (8 games)	12/30/2023 vs. Arizona State
Scored 5+ Goals in a Game (1,849 games)	1/13/1965 vs. Hamilton (Doug Ferguson — 6 goals)	<b>TEAM SCORING</b>	
Two Multi-Goal Scorers in Game (9 games)	2/15/2025 at Yale (2, Ryan Walsh; 2, Dalton Bancroft)	Scored 10+ Goals at Home (34 games)	2/4/2023 vs. Union (W, 10-1)
Three Multi-Goal Scorers in Game (80 games)	2/4/2023 vs. Union (2, Dalton Bancroft; 2, Nick DeSantis; 2, Sam Malinski)	Scored 10+ Goals on Road (475 games)	2/18/1989 at Brown (W, 10-3)
<b>SCORING MARGINS</b>		Scored 10+ Goals at Neutral Site (164 games)	1/4/1985 vs. McGill (T, 10-10)
Cornell Shutout at Home (8 games)	11/23/2024 vs. Princeton (Ian Shane, 24 saves)	Allowed 10+ Goals at Home (563 games)	1/21/1987 vs. Colgate (L, 4-10)
Cornell Shutout on Road (0 games)	3/15/2025 at Colgate (Ian Shane, 21 saves)	Allowed 10+ Goals on Road (150 games)	3/16/2013 at Quinnipiac (L, 0-10)
Cornell Shutout at Neutral Site (6 games)	3/23/2023 vs. Denver (Ian Shane, 26 saves)	Allowed 10+ Goals at Neutral Site (133 games)	12/27/1995 vs. Colorado College (L, 0-11)
Opponent Shutout at Home (31 games)	2/18/2023 vs. St. Lawrence (Emil Zetterquist, 28 saves)	5-Goal Period at Home (34 games)	2/4/2023 vs. Union (6 goals — 1st period)
Opponent Shutout on Road (12 games)	1/4/2025 at Arizona St. (Gibson Homer, 34 saves)	5-Goal Period on Road (290 games)	11/15/2002 at Vermont (5 goals — 1st period)
Opponent Shutout at Neutral Site (13 games)	3/17/2023 vs. Harvard (Mitchell Gibson, 15 saves)	5-Goal Period at Neutral Site (7 games)	3/22/2024 vs. Dartmouth (5 goals — 3rd period)
Consecutive Shutouts (106 games)	2/25/2022 at Quinnipiac (Ian Shane, 42 saves) 2/26/2022 at Princeton (Ian Shane, 23 saves)	Two Goals in Under One Minute (4 games)	3/8/2025 vs. Yale (0:37)
Three Straight Shutouts (136 games)	2/21/2020 at Yale (Matthew Galajda, 17 saves) 2/22/2020 at Brown (Matthew Galajda, 19 saves) 2/28/2020 vs. St. Lawrence (Matthew Galajda, 26 saves)	Three Goals in Under Three Minutes (79 games)	2/10/2023 vs. Colgate (2:20)
Four Straight Shutouts (2,175 games)	2/9/1907 vs. Rochester (George Adler) 2/16/1907 at Army (George Adler) 1/18/1908 at Army (George Adler) 1/28/1908 vs. Rochester (Curtis Yohe) 1/31/1908 at RPI (George Adler) 2/8/1908 vs. Cascadilla (George Adler)	Four Goals in Under Four Minutes (80 games)	2/4/2023 vs. Union (0:54 & 3:04)
Shutout in Consecutive Games (320 games)	12/28/2014 vs. Lake State (Gordon Defiel, 39 saves) 12/29/2014 vs. Miami (Ohio) (Jay Williams, 15 saves)	Five Goals in Under Five Minutes (80 games)	2/4/2023 vs. Union (3:35)
Shutout in Three Straight Games (1,947 games)	2/6/1960 vs. Princeton (Clifford Michel, 14 saves) 2/12/1960 at Dartmouth (Tom Wahman, 15 saves) 2/13/60 at Brown (Roderick McGarry, 26 saves)	<b>SPECIAL TEAMS SCORING</b>	
Won 1-0 Game at Home (40 games)	12/3/2022 vs. Dartmouth (Travis Mitchell)	Scored 3+ Power-Play Goals (80 games)	2/4/2023 vs. Union (6 goals)
Won 1-0 Game on Road (44 games)	2/25/2022 at Quinnipiac (Jack Malone)	Scored 4+ Power-Play Goals (80 games)	2/4/2023 vs. Union (6 goals)
Won 1-0 Game at Neutral Site (244 games)	12/30/1967 vs. Toronto (Bob McGuinn — OT)	Scored 5+ Power-Play Goals (80 games)	2/4/2023 vs. Union (6 goals)
Lost 1-0 Game at Home (31 games)	2/18/2023 vs. St. Lawrence (Aleksi Peltonen)	Allowed 3+ Power-Play Goals (87 games)	1/7/2023 at RPI (4 goals)
Lost 1-0 Game on Road (120 games)	1/15/2016 at RPI (Chris Bradley)	Allowed 4+ Power-Play Goals (87 games)	1/7/2023 at RPI (4 goals)
Lost 1-0 Game at Neutral Site (13 games)	3/17/2023 vs. Harvard (Alex Laferriere — OT)	Allowed 5+ Power-Play Goals (607 games)	3/18/2006 vs. Harvard (5 goals)
Won by 5+ Goals at Home (1 game)	2/22/2025 vs. St. Lawrence (W, 6-0)	Scored SHG in Game (1 game)	3/21/2025 vs. Quinnipiac (Kyler Kovich)
Won by 5+ Goals on Road (2 games)	3/1/2025 at RPI (W, 6-0)	Scored 2+ SHG in Game (418 games)	1/13/2012 at Quinnipiac (Sean Collins & Joel Lowry)
Won by 5+ Goals at Neutral Site (14 games)	11/26/2022 vs. UConn (W, 6-0)	Allowed SHG in Game (15 games)	1/25/2025 vs. Dartmouth (CJ Foley & Cooper Flinton)
Lost by 5+ Goals at Home (5 games)	1/25/2025 vs. Dartmouth (L, 1-6)	Allowed 2+ SHG in Game (15 games)	1/25/2025 vs. Dartmouth (CJ Foley & Cooper Flinton)
Lost by 5+ Goals on Road (62 games)	1/31/2020 at Quinnipiac (L, 0-5)	Short-Handed Goal in OT (328 games)	11/14/2014 vs. Clarkson (Eric Freschi)
Lost by 5+ Goals at Neutral Site (27 games)	3/25/2017 vs. UMass Lowell (L, 0-5)	SHG in Consecutive Games (1 game)	3/15/2025 at Colgate (Dalton Bancroft) 3/21/2025 vs. Quinnipiac (Kyler Kovich)
<b>LEADS AND DEFICITS</b>		<b>EMPTY-NET GOALS</b>	
Trailed by Two Goals and Won (23 games)	12/6/2024 vs. Colgate (OTW, 3-2; trailed 2-0)	Empty-Net Goal at Home (0 games)	3/8/2025 vs. Yale (Nick DeSantis)
Trailed by Three Goals and Won (853 games)	2/6/1999 vs. Princeton (W, 8-4; trailed 3-0)	Empty-Net Goal on Road (0 games)	3/15/2025 at Colgate (Dalton Bancroft)
Trailed by Four Goals and Won (1,317 games)	12/10/1983 vs. Harvard (W, 6-5; trailed 4-0)	Empty-Net Goal at Neutral Site (0 games)	3/22/2025 vs. Clarkson (Ryan Walsh)
Trailed by Five Goals and Won (1,603 games)	12/28/1973 vs. Colo. Coll. (W, 9-8; trailed 8-3)	Allowed Empty-Net Goal at Home (2 games)	2/21/2025 vs. Clarkson (Ryan Richardson)
Led by Two Goals and Lost (132 games)	11/5/2021 vs. Harvard (L, 2-3; led 2-0)	Allowed Empty-Net Goal on Road (10 games)	1/11/2025 at Sacred Heart (Tyler Ghirardosi)
Led by Three Goals and Lost (298 games)	11/7/2015 vs. Quinnipiac (OTL, 4-5; led 3-0, 4-1)	Allowed Empty-Net Goal at Neutral Site (23 games)	11/24/2018 vs. Harvard (Adam Fox)
Led by Four Goals and Lost (1,609 games)	3/16/1973 vs. Wisconsin (OTL, 5-6; led 4-0)	Scored Multiple Empty-Net Goals (37 games)	3/22/2024 vs. Dartmouth (2, Nick DeSantis)
<b>PENALTIES</b>		Allowed Multiple Empty-Net Goals (111 games)	2/11/2022 at RPI (Jake Johnson & Jakub Lacka)
Did not commit a penalty (45 games)	2/16/2024 vs. Brown (W, 3-0)	Scored Extra-Attacker Goal (42 games)	2/24/2024 at St. Lawrence (2, Ondrej Psenicka)
Opponent did not commit a penalty (92 games)	12/2/2022 vs. Harvard (OTL, 2-3)	Scored Two Extra-Attacker Goals (42 games)	2/24/2024 at St. Lawrence (2, Ondrej Psenicka)
Neither team committed a penalty (188 games)	1/4/2019 at Princeton (W, 3-2)	Allowed Extra-Attacker Goal (12 games)	2/7/2025 vs. RPI (Dovar Tinling)
Neither team had a power-play opportunity (188 games)	1/4/2019 at Princeton (W, 3-2)	Allowed Two Extra-Attacker Goals (125 games)	12/4/2021 at Clarkson (Lukas Kaelble, Anthony Romano, Zach Tsekos)
<i>Shaded row denotes accomplished during 2024-25 season</i>		<b>PENALTY SHOTS</b>	
		Scored on Penalty Shot (58 games)	12/2/2023 vs. Colgate (Sullivan Mack)
		Unsuccessful on Penalty Shot (70 games)	3/23/2023 vs. Denver (Nick DeSantis)
		Allowed Goal on Penalty Shot (52 games)	1/20/2024 vs. Quinnipiac (Alex Power)
		Stopped Shooter on Penalty Shot (120 games)	1/8/2022 at North Dakota (Mark Senden)
		<b>GOALTENDING FEATS</b>	
		Scored a Goal (354 games)	11/26/2013 vs. Niagara (Mitch Gillam)
		Recorded a Point (5 games)	3/1/2025 at RPI (Remington Keopple — assist)
		Made 30+ Saves (0 games)	3/22/2025 vs. Clarkson (Ian Shane, 30 saves)
		Made 40+ Saves (105 games)	2/25/2022 at Quinnipiac (Ian Shane, 42 saves)
		Made 50+ Saves (363 games)	3/17/2013 at Quinnipiac (Andy Iles — 60 saves)
		Made 60+ Saves (363 games)	3/17/2013 at Quinnipiac (Andy Iles — 60 saves)