

CORNELL BIG RED

2025 BASEBALL GAME NOTES

6 IVY LEAGUE REGULAR-SEASON CHAMPIONSHIPS | 7 ALL-AMERICANS | 60 FIRST TEAM ALL-IVY SELECTIONS

2025 SCHEDULE

FEBRUARY (1-2)

21	at #17 Duke (DH) (ACCNX)	W, 11-8
22	at #17 Duke (DH) (ACCNX)	L, 2-16
23	at #17 Duke (ACCNX)	L, 1-18

MARCH (4-4)

1	at UMBC (DH) (AmericaEast.tv)	W, 8-7 (10 inn.)
1	at UMBC (DH) (AmericaEast.tv)	W, 16-13
2	at UMBC (AmericaEast.tv)	Canceled

FIRST PITCH INVITATIONAL (GREENVILLE, S.C.)

7	vs. Michigan State (ESPN+)	L, 2-3
8	vs. UAB (ESPN+)	L, 12-13
9	at Winthrop (ESPN+)	L, 4-10
15	at Towson (DH)	L, 5-6
15	at Towson (DH)	W, 18-7 (8 inn.)
16	at Towson (FloBaseball)	W, 8-5
22	at Yale* (DH) (ESPN+)	11:30 a.m.
22	at Yale* (DH) (ESPN+)	2:30 p.m.
23	at Yale* (DH) (ESPN+)	12 p.m.
25	BINGHAMTON (ESPN+)	3 p.m.
29	BROWN* (DH) (ESPN+)	11:30 a.m.
29	BROWN* (DH) (ESPN+)	2:30 p.m.
30	BROWN* (ESPN+)	12 p.m.

APRIL

5	at Columbia* (DH) (ESPN+)	11:30 a.m.
5	at Columbia* (DH) (ESPN+)	2:30 p.m.
6	at Columbia* (ESPN+)	12 p.m.
8	at Bucknell (ESPN+)	3:30 p.m.
12	PENN* (DH) (ESPN+)	11:30 a.m.
12	PENN* (DH) (ESPN+)	2:30 p.m.
13	PENN* (ESPN+)	12 p.m.
15	at Binghamton (ESPN+)	6:30 p.m.
19	at Harvard* (DH) (ESPN+)	11:30 a.m.
19	at Harvard* (DH) (ESPN+)	2:30 p.m.
20	at Harvard* (ESPN+)	12 p.m.
26	at Dartmouth* (DH) (ESPN+)	11:30 a.m.
26	at Dartmouth* (DH) (ESPN+)	2:30 p.m.
27	at Dartmouth* (ESPN+)	12 p.m.
29	at Binghamton (ESPN+)	6:30 p.m.

MAY

3	PRINCETON* (DH) (ESPN+)	11:30 a.m.
3	PRINCETON* (DH) (ESPN+)	2:30 p.m.
4	PRINCETON* (ESPN+)	12 p.m.

All game times Eastern, subject to change

* - Denotes Ivy League contest

Bold Red CAPS denotes home game

CORNELL BIG RED

AT

YALE BULLDOGS

GAMES 12-14 | MARCH 22-23 | WEST HAVEN, CONN. | GEORGE H.W. BUSH '48 FIELD | YALE LEADS SERIES, 112-80

5-6

OVERALL

0-0

IVY LEAGUE

-/-/-

RANKS (D1B/NCBWA/USAT)

Dan Pepicelli

21ST SEASON AS HEAD COACH

106-173-1 (.380)

10TH SEASON AT CORNELL

12-3

OVERALL

0-0

IVY LEAGUE

-/-/-

RANKS (D1B/NCBWA/USAT)

Brian Hamm

16TH SEASON AS HEAD COACH

47-49 (.490)

2ND SEASON AT YALE

WEEKEND INFORMATION

SATURDAY - GAME #1

ESPN+

Talent: JJ Duke & Jacob Munch

Live Stats: cornellbigred.com

SATURDAY - GAME #2

ESPN+

Talent: JJ Duke & Jacob Munch

Live Stats: cornellbigred.com

SUNDAY

ESPN+

Talent: JJ Duke & Jacob Munch

Live Stats: cornellbigred.com

SATURDAY FORECASTS

☁ 50° ☔ 7:06

Temperature: 57° high | 31° low

Forecast: Mostly cloudy

Winds: SSW 5-10 mph

☁ 56° ☔ 7:06

Temperature: 57° high | 31° low

Forecast: Mostly cloudy

Winds: SSW 10-15 mph

SUNDAY FORECAST

☁ 41° ☔ 7:08

Temperature: 47° high | 37° low

Forecast: Mostly sunny

Winds: NW 5-10 mph

PROBABLE STARTING PITCHERS

RHP **Carson Mayfield** (1-0, 2.61)

TBA

LHP **Huxley Holcombe** (0-0, 11.57)

TBA

RHP **Chris Ellison** (0-2, 8.74)

TBA

FIRST PITCH

► Concluding its 14-game season-opening road trip, the Cornell baseball team (5-6) begins Ivy League play this weekend against Yale (12-3) from George H.W. Bush '48 Field in West Haven, Conn.

► The three-game weekend series begins on Saturday with a doubleheader at 11:30 a.m. before the series finale takes place at noon on Sunday. JJ Duke and Jacob Munch will have the call on ESPN+.

LAST TIME OUT

► Cornell avenged losing the first game of its doubleheader last Saturday against Towson in walk-off fashion by posting victories of 18-7 and 8-5 to claim the series victory over the Tigers.

► Senior two-way player **RYAN PORTER** is coming off being named the Ivy League's Player of the Week after posting a .636 batting average (7-for-11) with a double, three home runs, and nine RBI in the Big Red's series victory over Towson. Highlighting Porter's impressive weekend, he logged his first career multi-home run game and drove in eight RBI, which matched Cornell's single-game record (**CADEN WILDMAN** — eight RBI — last April 13).

► Sophomore catcher **MARK QUATRANI** (double, home run, five RBI) and sophomore infielder **KEVIN HAGER** (five runs, double, home run, two RBI) and each went 6-for-12 at the plate on the weekend while hitting a also having a double and home run. Senior outfielders **JAKOBI DAVIS** and **JOHN QUINLAN** and senior infielder **MAX JENSEN** also hit long-balls in the weekend victory.

STAYING STRONG IN THE FIELD

► Coming off its program-record .975 fielding percentage (35 errors in 1,407 fielding chances) last season, Cornell has carried its fielding success into 2025, committing just nine errors in 395 fielding opportunities.

► The Big Red's .977 fielding percentage this season ranks 49th in Division I baseball after the conclusion of Wednesday's contests, and has the best fielding percentage in the Ivy League by six points (Yale — .972).

► Cornell's nine errors committed are tied with Ball State and Charlotte for the fewest miscues in Division I baseball this season.

► Since last season, Cornell has a cumulative .976 fielding percentage (44 errors in 1,802 fielding chances), ranking as the 47th-best percentage in Division I baseball. The 44 errors committed by Cornell since last season ranks only behind Notre Dame (45) for the fewest miscues in Division I baseball.

NCAA LEADERS

FEWEST ERRORS COMMITTED This Season (as of 3/20/25)

SCHOOL	G	PO	A	E	F%
Ball State	22	558	203	9	.988
Charlotte	19	496	157	9	.986
► Cornell	11	279	107	9	.977
Arizona State	21	561	171	10	.987
Arkansas	22	546	171	10	.986
Binghamton	18	453	167	10	.984
Central Conn. St.	11	277	91	10	.974
Gonzaga	18	466	164	10	.984
Vanderbilt	21	522	155	10	.985



MEDIA CONTACT

MARSHALL HAIM

Assistant Director of Athletic Communications

✉ mh2348@cornell.edu

☎ (716) 465-4945 (mobile)

2025 CORNELL BASEBALL ROSTER

#	NAME	POS	B/T	HT	WT	YR	HOMETOWN / HIGH SCHOOL
1	John Quinlan	OF	S/R	5-9	185	Sr.	Menlo Park, Calif. / Menlo-Atherton
2	Mason Barela	C/INF	R/R	5-9	195	Fr.	Jupiter, Fla. / Jupiter
3	Chris Ellison	RHP	R/R	6-0	190	Sr.	Howell, N.J. / Howell
4	Caden Wildman	OF	R/R	6-3	215	Jr.	Woodbury, Minn. / East Ridge
5	Tyler Beaulieu	OF	R/R	6-1	175	Fr.	Berwyn, Pa. / Episcopal Academy
6	Kyle Musser	OF	R/R	5-10	182	Sr.	Lititz, Pa. / Manheim Township
7	Max Jensen	INF	L/R	6-3	210	Sr.	Burke, Va. / Lake Braddock
8	Luke Johnson	INF	R/R	6-1	180	So.	Coto de Caza, Calif. / Santa Margarita Catholic
9	Graham Biben	RHP	R/R	6-0	170	So.	New York, N.Y. / Riverdale Country School
11	Matthew Walters	OF	R/R	5-11	195	Jr.	Granbury, Texas / Granbury
12	Ryan Porter	OF/RHP	R/R	6-0	185	Sr.	Houston, Texas / Paetow
13	Ethan Hamill	RHP	R/R	6-3	200	Jr.	Chester, Va. / Thomas Dale
15	Owen Carlson	INF	L/R	5-11	180	So.	Los Angeles, Calif. / Harvard-Westlake School
16	Noah Keller	LHP	L/L	6-1	210	Jr.	Goodrich, Mich. / Goodrich
17	Gus Magill	RHP	R/R	6-0	200	Fr.	New York, N.Y. / Fordham Preparatory School
18	TJ Swidorski	INF	R/R	6-0	185	Jr.	Woodbury, Minn. / East Ridge
19	Mark Quatrani	C	R/R	5-11	200	So.	Springfield, Pa. / The Haverford School
20	Kevin Hager	INF	R/R	6-0	190	So.	Berkeley Heights, N.J. / Delbarton School
21	John Gerfen	LHP	R/L	6-0	195	Jr.	Brewster, N.Y. / Brewster
22	Jakobi Davis	OF	L/L	6-4	210	Sr.	Sarasota, Fla. / Sarasota Riverview
23	Jayden Shin	INF	L/R	6-2	205	Fr.	Pennington, N.J. / Hopewell Valley
25	Beck Urofsky	INF	R/R	6-4	225	Jr.	Silver Spring, Md. / Bethesda-Chevy Chase
26	Ryan Hegarty	RHP	L/R	6-5	200	Fr.	Needham, Mass. / St. Mark's School
28	Max Foster	RHP	R/R	6-3	210	So.	Bethel, Conn. / Bethel
29	Will Siwinski	LHP	R/L	6-3	195	Fr.	San Francisco, Calif. / St. Ignatius College Prep
30	William Jaun	1B/LHP	L/L	6-3	225	Sr.	Loveland, Ohio / St. Xavier
31	Ryan Dillon	C	R/R	6-2	185	Fr.	Marlborough, Mass. / Marlborough
32	Carson Mayfield	RHP	R/R	6-5	200	Jr.	Annandale, Va. / Bishop O'Connell
34	Ethan Van Sice	RHP	R/R	5-9	170	So.	Arlington, Va. / Gonzaga College [D.C.]
36	Nathaniel Jennewein	LHP	R/L	5-11	180	So.	Tampa, Fla. / T.R. Robinson
37	Huxley Holcombe	LHP	L/L	6-6	180	So.	Worcester, Mass. / Worcester Academy
38	Braeden Johnson	LHP	L/L	6-3	220	Fr.	Otego, N.Y. / Unatego
40	Tavian Ramos	RHP	R/R	6-2	180	Fr.	Neenah, Wis. / Neenah
41	Jackson Marko	C	R/R	5-10	175	Jr.	Syracuse, N.Y. / Christian Brothers Academy
42	Josh Shea	RHP	R/R	5-11	175	Jr.	Cortlandt Manor, N.Y. / Hendrick Hudson
43	Ethan McHugh	RHP	R/R	5-9	165	Jr.	Annandale, N.J. / North Hunterdon
44	Sam Keene	LHP	L/L	6-4	200	Fr.	Cohasset, Mass. / Boston College HS

PITCHERS (16)			
3	Chris Ellison	R/R	Sr.
9	Graham Biben	R/R	So.
13	Ethan Hamill	R/R	Jr.
16	Noah Keller	L/L	Jr.
17	Gus Magill	R/R	Fr.
21	John Gerfen	R/L	Jr.
26	Ryan Hegarty	L/R	Fr.
28	Max Foster	R/R	So.
29	Will Siwinski	R/L	Fr.
32	Carson Mayfield	R/R	Jr.
34	Ethan Van Sice	R/R	So.
36	Nathaniel Jennewein	R/L	So.
37	Huxley Holcombe	L/L	So.
38	Braeden Johnson	L/L	Fr.
40	Tavian Ramos	R/R	Fr.
42	Josh Shea	R/R	Jr.
43	Ethan McHugh	R/R	Jr.
44	Sam Keene	L/L	Fr.

CATCHERS (4)			
2	Mason Barela	R/R	Fr.
19	Mark Quatrani	R/R	So.
31	Ryan Dillon	R/R	Fr.
41	Jackson Marko	R/R	So.

INFELDERS (6)			
7	Max Jensen	L/R	Sr.
8	Luke Johnson	R/R	So.
15	Owen Carlson	L/R	So.
18	TJ Swidorski	R/R	Jr.
20	Kevin Hager	R/R	So.
23	Jayden Shin	L/R	Fr.
25	Beck Urofsky	R/R	Jr.

OUTFIELDERS (5)			
1	John Quinlan	S/R	Sr.
4	Caden Wildman	R/R	Jr.
5	Tyler Beaulieu	OF	Fr.
6	Kyle Musser	R/R	Sr.
11	Matthew Walters	R/R	Jr.
22	Jakobi Davis	L/L	Jr.

UTILITY (2)			
12	Ryan Porter	R/R	Sr.
30	William Jaun	L/L	Jr.

COACHING AND SUPPORT STAFF

Head Coach:	Dan Pepicelli
Associate Head Coach:	Tom Ford
Assistant Coach:	John Toppa
Assistant Coach:	Robby Faris
Athletic Trainer:	Grace DeStefano
Strenght & Conditioning:	Chris Van Alstyne
Equipment Manager:	Graig Lyon

PRUH-NUHN-SEE-AY-SHN GUIDE















2	Mason Barela	buh-RELL-uh
5	Tyler Beaulieu	BOWL-yoo
6	Kyle Musser	MUH-sihr
9	Graham Biben	BYE-bin
17	Gus Magill	muh-GIHL
18	TJ Swidorski	swih-DOOR-skee
19	Mark Quatrani	QU-trah-knee
20	Kevin Hager	HAY-gher
21	John Gerfen	guhr-FIN
25	Beck Urofsky	yuhr-OFF-skee
29	Will Siwinski	sih-WIHN-skee
30	William Jaun	JOHN
34	Ethan Van Sice	van SIYS
36	Nathaniel Jennewein	jehn-IH-wine
37	Huxley Holcombe	hohl-CUMB
40	Tavian Ramos	TAY-vee-ihn
HC	Dan Pepicelli	PEP-ih-sell-ee
AC	John Toppa	TOE-puh
AT	Grace DeStefano	dee-STIH-fah-no

ROSTER BREAKDOWN

BY CLASS

FRESHMAN (10)	SOPHOMORES (9)	JUNIORS (11)	SENIORS (7)
2 Barela	8 L.Johnson	4 Wildman	1 Quinlan
5 Beaulieu	9 Biben	11 Walters	3 Ellison
17 Magill	15 Carlson	13 Hamill	6 Musser
23 Shin	19 Quatrani	16 Keller	7 Jensen
26 Hegarty	20 Hager	18 Swidorski	12 Porter
29 Siwinski	28 Foster	21 Gerfen	22 Davis
31 Dillon	34 Van Sice	25 Urofsky	30 Jaun
38 B.Johnson	36 Jennewein	32 Mayfield	
40 Ramos	37 Holcombe	41 Marko	
44 Keene		42 Shea	
		43 McHugh	

BY STATE

 New York	6	 Florida	3	 Maryland	1
 California	4	 Pennsylvania	3	 Michigan	1
 Massachusetts	4	 Minnesota	2	 Ohio	1
 New Jersey	4	 Texas	2	 Wisconsin	1
 Virginia	4	 Connecticut	1		

CORNELL QUICK FACTS

GENERAL INFORMATION

Location:	Ithaca, N.Y.
Enrollment:	26,284 (16,071 undergraduate)
Founded:	1865
Nickname:	Big Red
School Colors:	Carnelian Red (Pantone 187) and White
Conference:	Ivy League
Interim President:	Michael I. Kotlikoff
Meakam Smith Director of Athletics:	Dr. Nicki Moore
Athletics Website:	CornellBigRed.com
Facebook:	/CornellSports
Instagram:	@CornellSports @cornellbsb
X:	@CornellSports @CornellBaseball

HISTORY

Seasons of Baseball:	154th
First Season:	1869
All-Time Record (Win Pct.):	1767-2017-34 (.467)
Ivy League Regular-Season Titles (last):	6 (2012)
Ivy League Championship Titles (last):	1 (2012)
Ivy League Tournament Appearances (last):	1 (2024)
NCAA Tournament Appearances (last):	2 (2012)
Most Consecutive NCAA Appearances:	N/A
College World Series Appearances (last):	None
National Championships:	None
NCAA Tournament Record:	2-4 (.333)

BOOTH FIELD

Year Opened (Season):	2023 (3rd)
Dimensions:	318' (LF/RF), 390' (CF), 397' (LCF/RCF)
Capacity:	500
All-Time Record:	8-10 (.444)
Under Dan Pepicelli:	8-10 (.444)

COACHING STAFF

Head Coach:	Dan Pepicelli (Cortland '90)
Overall Record:	327-350-3 (.483)
Record at Cornell:	106-173-1 (.380)
Associate Head Coach:	Tom Ford (Ithaca '79)
Assistant Coach:	John Toppa (UConn '19)
Assistant Coach:	Robby Faris (Johns Hopkins '20)

2024 IN REVIEW

Overall Record:	17-21 (.447)
Ivy League Record (Finish):	11-10 (.524) — 3rd
Home Record:	7-5 (.583)
Road Record:	8-14 (.364)
Neutral Record:	2-2 (.500)
Ivy League Tournament:	No. 3 seed / Champ. Round Lost to Penn in Championship Round, 11-9 & 12-6
NCAA Tournament:	Not selected
D1Baseball.com Poll Ranking (final):	N/A
NCBWA Poll Ranking (final):	N/A
USA Today Poll Ranking (final):	N/A

2025 TEAM INFORMATION

Letterwinners Returning / Lost:	18 / 6
Newcomers:	11
Fr / So / Jr / Sr:	10 / 8 / 11 / 7

ATHLETIC COMMUNICATIONS

Jeremy Hartigan
Sr. Associate Director of Athletics for Communications
Marshall Haim
Assistant Director of Athletic Communications (BSB)
Phone: (716) 465-4945
Email: mh2348@cornell.edu
TBA
Assistant Director of Athletic Communications
Aaron Kelly
Assistant Director of Athletic Communications
Sydney Duenckel
Athletic Communications Intern

CORNELL
BASEBALL

SCOUTING REPORT



as of 3/20/24



2	130	.281	BATTING AVG.	>>	.295	82	1
1	109	.398	ON-BASE PCT.		.384	155	2
1	75	.477	SLUGGING PCT.		.411	181	4
1	75	7.91	RUNS (AVG.)		6.93	138	3
1	61	10.18	HITS (AVG.)		9.67	102	2
1	24	1.64	HOME RUNS (AVG.)		0.47	259	5
—	—	8.55	STRIKEOUTS (AVG.)	>>	6.00	—	—
1	46	5.64	WALKS (AVG.)		2.93	291	6
3	270	11	STOLEN BASES	>>	41	47	1
6	281	9.48	ERA	>>	3.34	15	1
5	269	2.04	WHIP	>>	1.27	31	1
4	246	6.64	STRIKEOUTS (AVG.)	>>	8.67	105	1
—	—	.286	OPP. AVERAGE	>>	.237	—	—
1	49	.977	FIELDING PCT.		.972	100	2

BATTING LEADERS

		AVG	OBP	SLG	OPS
12	Ryan Porter	.476	.522	1.000	1.522
20	Kevin Hager	.429	.571	.686	1.257
7	Max Jensen	.326	.429	.652	1.081
19	Mark Quatrani	.302	.444	.512	.956
22	Jakobi Davis	.300	.440	.525	.965

		AVG	OBP	SLG	OPS
6	Jake Williams	.386	.478	.561	1.039
11	Alec Atkinson	.385	.484	.558	1.042
28	Kaiden Dossa	.356	.433	.559	.992
33	Max Imhoff	.333	.439	.455	.894
1	Garrett Larsen	.300	.410	.380	.790

IVY OPENERS

- Cornell is beginning its 31st season of Ivy League baseball this weekend (excluding the 2020 and 2021 seasons) since the Eastern Intercollegiate Baseball League (EIBL) folded after the 1992 season.
- The Big Red is seeking for its second series win to begin Ivy League play in the last three years as Cornell took two of three games from Yale to begin the 2023 conference slate. Last year, the Big Red dropped two out of three in a road series against Princeton.
- This weekend marks the 17th time Cornell is opening conference play against Yale with the previous instances coming in 1938, 1954, 1956, 1971, 1972, 1982, 1992, 1995, 1999, 2001, 2003, 2005, 2007, 2011, 2015, and 2023. Of the 16 previous league-opening encounters, only five have occurred in West Haven (1954, 1956, 2001, 2023).

IVY LEAGUE PRESEASON POLL

- The Ivy League preseason poll was announced Feb. 18 with Columbia pitted as the unanimous favorite following a vote of two representatives from each of the eight Ivy League programs (16 total voters).
- Penn was picked to finish second, serving as the lone other Ancient Eight program to receive over 100 points. Cornell was tabbed third while Princeton was selected to finish fourth, rounding out the projected second annual Ivy League Tournament, which will be held at the No. 1 seed. Rounding out the poll was Yale (69 points), Harvard (59 points), Dartmouth (30 points), and Brown (21 points).
- Cornell's third-place projection is the program's highest preseason ranking in the annual Ivy League's preseason poll since its inception in 2018.

LEADING THE WAY

- Through the completion of Wednesday's games, Cornell owns the Ivy League lead in numerous offensive categories: on-base percentage (.398), slugging percentage (.477), OPS (.875), runs per game (7.91), hits per game (10.18), home runs per game (1.64), and walks per game (5.64).
- Cornell is one of five Division I programs (Austin Peay — ASUN; High Point — Big South; Northern Kentucky — Horizon; New Mexico — Mountain West) to lead their respective conferences in at least six out of eight offensive statistical categories (batting average, on-base percentage, slugging percentage, OPS, runs per game, hits per game, home runs per game, and walks per game). The only category Cornell does not lead in among the eight Ivy League programs is batting average.

IVY PRESEASON POLL

2025 IVY LEAGUE PRESEASON POLL
Two Votes Per Program

SCHOOL (First-Place Votes)	POINTS
1. Columbia (16)	128
2. Penn	101
► 3. Cornell	88
4. Princeton	80
5. Yale	69
6. Harvard	59
7. Dartmouth	30
8. Brown	21

NCAA LEADERS

PROGRAMS WITH LEADS IN SIX OF EIGHT
BATTING STATISTICAL CATEGORIES
This Season (as of 3/20/25)

SCHOOL	CONFERENCE	NO.
Austin Peay	Atlantic Sun	8
High Point	Big South	7
No. Kentucky	Horizon	7
► Cornell	Ivy League	7
New Mexico	Mountain West	7
UC Irvine	Big West	6
Western Kentucky	Conference USA	6
Rider	MAAC	6
Central Conn. St.	Northeast	6
Northern Colo.	Summit League	6

SATURDAY'S GAME ONE PROBABLE STARTING PITCHER



CARSON MAYFIELD 32

2025 STATS: 1-0, 2.61 ERA, 20.2 IP, 6 BB, 15 SO

Height / Weight: 6-5 / 200 lbs.
Hometown: Annandale, Va.
High School: Bishop O'Connell

Bats/Throws: R/R
Year: Junior

MAYFIELD'S CAREER STATS

	W	L	ERA	G	GS	CG	IP	H	R	ER	BB	SO	HR	GIDP	WHIP	AVG
2023	1	2	4.89	18	0	0	46.0	49	36	25	12	38	6	3	1.33	.266
2024	2	2	8.55	8	8	0	33.2	41	32	32	13	27	5	2	1.60	.299
2025	1	0	2.61	4	4	0	20.2	12	9	6	6	15	5	2	0.87	.167
TOTALS	4	4	5.65	30	12	0	100.1	102	77	63	31	80	16	7	1.33	.260

NEWS & NOTES ON MAYFIELD

► **NCAA RANKINGS (through 3/20):** BABIP (.135 — 4th); WHIP (0.87 — 32nd); H/9 (5.23 — 38th); ERA (2.61 — 116th)

► **IVY LEAGUE RANKINGS (through 3/20):** BABIP (.135 — 2nd); H/9 (5.23 — 2nd); WHIP (0.87 — 2nd); ERA (2.61 — 3rd); H/9 (5.06; 3rd)

► **THIS WEEKEND:** Scheduled to make 13th consecutive start and appear in his 31st career game this weekend.

► **LAST TIME OUT:** Pitched into the fifth inning for the ninth time in his 12 career starts, hurling 4.2 innings against Towson where he allowed two runs on three hits while walking one and striking out five, matching his season-high. Threw 81 pitches and 53 went for strikes, leading to season-high 65.4 percent strike percentage.

► **HE'S OUR GUY:** Became fifth Cornell pitcher this century to serve as Big Red's starter in back-to-back season openers, joining **BRENDAN McQUAID** (2001 and 2002 — both against Bucknell), **ROCKY COLLIS** (2005 — West Virginia; 2006 — Bucknell), **COREY PAPPEL** (2010 — Binghamton; 2011 — Rider), and **CONNOR KAUFMANN** (2012 — Maryland Eastern Shore; 2013 — Gardner-Webb).

► **2024:** Started all eight appearances before missing final month due to injury, pitching once over final six weeks ... posted 2-2 record with 8.55 ERA ... first victory came at Richmond (March 16) with 5 IP, 5 H, 2 R, 1 BB, 3 SO line ... hurled season-high 6.2 IP as part of first quality start against Princeton (March 22), yielding three runs on three hits while issuing no walks and striking out season- and career-high eight ... other victory came against Dartmouth (March 30) ... registered one walk or fewer in five of eight outings ... named to College Sports Communicators' (CSC) Academic All-District Team, lone Cornell baseball player to earn honor.

► **2023:** Served as one of Cornell's go-to relievers, tying **SPENCER EDWARDS** for most appearances (18) ... struck out 38 over 46 IP and issued 12 BB ... posted 1-2 record with team-leading 4.89 ERA ... fanned season-high five batters on two occasions (March 18 at George Mason; April 21 vs. Princeton) ... first collegiate save came at Yale (March 24) before collecting first victory over Columbia in following weekend (April 2) ... also earned a save at Dartmouth (May 6).

► **PRIOR TO CORNELL:** Four-year letterwinner in baseball at Falls Church and Bishop O'Connell ... named MVP at 2022 Mingo Bay Classic Tournament, where team claimed championship ... two-time captain (Falls Church — 2020; Bishop O'Connell — 2022) ... tabbed Second Team All-Region as RHP in 2019 while at Falls Church ... earned pair of first-team honors, being named First Team Division I All-State in 2021 and First Team All-WCAC in 2022 ... member of Expanded Services Mentoring Program at Bishop O'Connell in 2021-22.

► **PERSONAL:** Son of Jeff and Ann Mayfield, and has an older brother ... currently enrolled in the College of Arts and Sciences.

MAYFIELD'S 2025 SPLITS

SPLIT	W	L	G	GS	IP	H	R	ER	HR	BB	SO	ERA	AVG
TOTALS	1	0	4	4	20.2	12	9	6	5	6	15	2.61	.167
Home	—	—	—	—	—	—	—	—	—	—	—	—	—
Away	1	0	3	3	14.2	8	7	5	4	6	12	3.07	.160
Neutral	0	0	1	1	6.0	4	2	1	1	0	3	1.50	.182
Day	1	0	4	4	20.2	12	9	6	5	6	15	2.61	.167
Night	—	—	—	—	—	—	—	—	—	—	—	—	—
Starter	1	0	4	4	20.2	12	9	6	5	6	15	2.61	.167
Reliever	—	—	—	—	—	—	—	—	—	—	—	—	—

MAYFIELD'S 2025 SPLITS vs. LHB/RHB

	BF	AB	H	2B	3B	HR	BB	SO	AVG	OBP	SLG	OPS
Total	83	72	12	0	0	5	6	15	.167	.268	.375	.643
vs. LHB	21	17	1	0	0	0	2	3	.059	.238	.059	.297
vs. RHB	62	55	11	0	0	5	4	12	.200	.279	.473	.751

SINGLE-GAME HIGHS & LOWS

	2025	CAREER
6.0, (2x), Last: vs. Mich. St. (3/7)	IP	6.2, at Princeton (3/22/24)
5, at UMBC (3/1)	H	10, at VCU (3/10/23)
5, at UMBC (3/1)	R	9, at Georgetown (3/10/24)
3, at UMBC (3/1)	ER	9, at Georgetown (3/10/24)
3, at UMBC (3/1)	BB	3, (4x), Last: at UMBC (3/1/25)
5, (2x), Last: at Towson (3/15)	SO	8, at Princeton (3/22/24)
3, at UMBC (3/1)	HR	3, at UMBC (3/1/25)
85, vs. Michigan State (3/7)	PITCHES	88, at Princeton (3/22/24)
—	CG	—
—	SHO	—
—	W STREAK	—
—	L STREAK	2 games (3/3/24 - 3/10/24)

NOTE: Bold denotes active streak

MAYFIELD VS. YALE

	W-L	ERA	AVG	G	GS	IP	H	R	ER	BB	SO	HR
CAREER	0-0	6.43	.333	3	1	7.0	10	7	5	2	7	1
BUSH FIELD	0-0	0.00	.214	2	0	3.2	3	2	0	1	3	0
2024	0-0	13.50	.438	1	1	3.1	7	5	5	1	4	1

LAST APP: 4/20/24 (ND; W, 10-9) 1 1 3.1 7 5 5 1 4 1

► Slated to make fourth career appearance and second career start against Yale.

► Lone start came last year as part of a no-decision in Cornell's comeback from an 8-0 eighth-inning deficit and won 10-9 in 10 innings ... allowed five runs on seven hits over 3.1 innings, striking out four and walking a batter.

► Made two relief appearances at George H.W. Bush '48 Field during freshman year in 2023, allowing a pair of unearned runs on three hits in 3.2 innings ... struck out three batters and walked one.

MAYFIELD'S 2025 GAME LOG

DATE	VS.	RESULT	DEC	GS	IP	H	R	ER	BB	SO	HR	NP-S	S%	RS	W-L	ERA	AVG	NOTES
2/21	@ DUKE	W 11-8	W-1	1	6.0	0	0	0	2	2	0	77-45	58.4%	10	1-0	0.00	.000	2nd OD start ... 6 no-hit IP ... 1 over min.
FEBRUARY				1	6.0	0	0	0	2	2	0	77-45	58.4%	10	1-0	0.00	.000	
3/1	@ UMBC (G1)	W 8-7 (10)	—	1	4.0	5	5	3	3	5	3	75-41	54.7%	6	1-0	2.70	.147	Pitched into 5th for 7th time in 10 starts
3/7	vs. MSU	L 2-3	—	1	6.0	4	2	1	0	3	1	85-52	61.2%	2	1-0	2.25	.161	Retired 16 of last 18 batters faced
3/15	@ TOW (G1)	L 5-6	—	1	4.2	3	2	2	1	5	1	81-53	65.4%	1	1-0	2.61	.167	Matched season high for SO (5)
MARCH				3	14.2	12	9	6	4	13	5	241-146	60.5%	9	0-0	3.68	.214	
TOTALS				4	20.2	12	9	6	6	15	5	318-191	60.0%	19	1-0	2.61	.167	

SATURDAY'S GAME TWO PROBABLE STARTING PITCHER



HUXLEY HOLCOMBE 37

2025 STATS: 0-0, 11.57 ERA, 16.1 IP, 10 BB, 10 SO

Height / Weight: 6-6 / 180 lbs.
Hometown: Worcester, Mass.
High School: Worcester Academy
Bats/Throws: L/L
Year: Sophomore

HOLCOMBE'S CAREER STATS

	W	L	ERA	G	GS	CG	IP	H	R	ER	BB	SO	HR	GDP	WHIP	AVG
2024	2	2	7.78	14	3	0	41.2	48	39	36	30	26	8	2	1.87	.296
2025	0	0	11.57	4	2	0	16.1	25	23	21	10	10	4	2	2.14	.362
TOTALS	2	2	8.84	18	5	0	58.0	73	62	57	40	36	12	4	1.95	.316

NEWS & NOTES ON HOLCOMBE

- **THIS WEEKEND:** Holcombe is set to toe the rubber for 19th time in his collegiate career and make his sixth career start (third of season).
- **LAST TIME OUT:** Allowed six runs on eight hits over 4.1 innings of work against Towson last Saturday ... walked three and also struck out three across his outing.
- **2024:** Started in three of his 14 appearances, logging 2-2 record with 7.78 ERA ... served as one of Cornell's go-to bulk arms out of bullpen, registering 3+ IP in eight of 11 relief outings and in 10 of 14 total appearances ... pitched season-high 5.0 IP and was winning pitcher in consecutive outings against Harvard (April 6) and Penn (April 13) ... named Ivy League Rookie of the Week following outing against Harvard, where he earned first collegiate victory after pitching five shutout innings of work and yielding just two baserunners (1 H, 1 BB) and striking out three Crimson batters ... fanned season-high four batters on two occasions (April 28 vs. Columbia; May 20 vs. Penn).
- **PRIOR TO CORNELL:** Received four letters in baseball, aiding Worcester Academy to 2023 CNEPSBL Championship ... was two-time CNEPSBL All-Star and two-time CNEPSBL All-League selection (2022 and 2023) ... also received three letters in cross country, which included earning most improved in 2019 at Vermont Academy in Saxtons River, Vt. ... also lettered once in swimming, nordic skiing, and soccer.
- **PERSONAL:** Son of Bradford Holcombe and Tamara Mount, and has an older brother ... enrolled in the College of Engineering.

HOLCOMBE'S 2025 SPLITS

SPLIT	W	L	G	GS	IP	H	R	ER	HR	BB	SO	ERA	AVG
TOTALS	0	0	4	2	16.1	25	23	21	4	10	10	11.57	.362
Home	—	—	—	—	—	—	—	—	—	—	—	—	—
Away	0	0	3	1	11.0	18	18	18	4	9	8	14.73	.444
Neutral	0	0	1	1	5.1	7	5	3	0	1	2	5.06	.333
Day	0	0	4	2	16.1	25	23	21	4	10	10	11.57	.362
Night	—	—	—	—	—	—	—	—	—	—	—	—	—
Starter	0	0	2	2	9.2	15	11	9	1	4	5	8.38	.385
Reliever	0	0	2	0	6.2	10	12	12	3	6	5	16.20	.333

HOLCOMBE'S 2025 SPLITS vs. LHB/RHB

	BF	AB	H	2B	3B	HR	BB	SO	AVG	OBP	SLG	OPS
Total	83	69	25	4	0	4	10	10	.362	.463	.594	1.058
vs. LHB	20	14	6	1	0	0	5	2	.429	.579	.500	1.079
vs. RHB	63	55	19	3	0	4	5	8	.345	.429	.618	1.047

SINGLE-GAME HIGHS & LOWS

	2025	CAREER
5.1, vs. UAB (3/8)	IP	5.1, vs. UAB (3/8/25)
8, at Towson (3/15)	H	8, at Towson (3/15/25)
10, at Duke (2/23)	R	10, at Duke (2/23/25)
10, at Duke (2/23)	ER	10, at Duke (2/23/25)
5, at Duke (2/23)	BB	5, (2x), Last: at Duke (2/23/25)
3, (2x), Last: at Towson (3/15)	SO	4, (2x), Last: vs. Penn (5/20/24)
2, at UMBC (3/1)	HR	3, (2x), Last: vs. Columbia (4/28/24)
88, vs. UAB (3/8)	PITCHES	88, vs. UAB (3/8/25)
—	CG	—
—	SHO	—
—	W STREAK	2 games (4/6/24 - 4/13/24)
—	L STREAK	—

NOTE: Bold denotes occurred this season; active streak

HOLCOMBE VS. YALE

	W-L	ERA	AVG	G	GS	IP	H	R	ER	BB	SO	HR
CAREER	0-0	6.00	.111	1	0	3.0	1	3	2	5	3	0
BUSH FIELD	—	—	—	—	—	—	—	—	—	—	—	—
2024	0-0	6.00	.111	1	0	3.0	1	3	2	5	3	0

LAST APP: 4/20/24 (ND; W, 10-9) 1 0 3.0 1 3 2 5 3 0

- Making second career appearance and first start against Yale this weekend.
- Relieved **CARSON MAYFIELD** in lone outing versus Bulldogs last April 20, pitching three innings and allowed three runs (two earned) on one hit while walking five and striking out three.
- Will be making first career appearance at George H.W. Bush '48 Field this weekend.

HOLCOMBE'S 2025 GAME LOG

DATE	VS.	RESULT	DEC	GS	IP	H	R	ER	BB	SO	HR	NP-S	S%	RS	W-L	ERA	AVG	NOTES
2/23	@ DUKE	L 1-18	—	0	3.1	6	10	10	5	2	1	82-47	57.3%	—	0-0	27.00	.375	Allowed career-highs in R, ER, & BB
FEBRUARY				0	3.1	6	10	10	5	2	1	82-47	57.3%	—	0-0	27.00	.375	
3/1	@ UMBC (G1)	W 8-7 (10)	—	0	3.1	4	2	2	1	3	2	63-38	60.3%	—	0-0	16.20	.333	One SO shy of matching career high
3/8	vs. UAB	L 12-13	—	1	5.1	7	5	3	1	2	0	88-57	64.7%	3	0-0	11.25	.333	Pitched career-high 5.1 IP, 88 pitches
3/15	@ TOW (G2)	W 18-7	—	1	4.1	8	6	6	3	3	1	68-41	60.3%	8	0-0	11.57	.362	
MARCH				1	8.2	11	7	5	2	5	2	219-136	62.1%	11	0-0	8.38	.385	
TOTALS				2	16.1	25	23	21	10	10	4	301-183	60.8%	11	0-0	11.57	.362	

SUNDAY'S PROBABLE STARTING PITCHER



CHRIS ELLISON

2025 STATS: 0-2, 8.74 ERA, 11.1 IP, 12 BB, 5 SO

Height / Weight: 6-0 / 190 lbs.
Hometown: Howell, N.J.
High School: Howell HS

Bats/Throws: R/R
Year: Senior

3

ELLISON'S CAREER STATS

	W	L	ERA	G	GS	CG	IP	H	R	ER	BB	SO	HR	GIDP	WHIP	AVG
2022	0	1	8.06	18	4	0	41.1	59	41	37	24	26	6	2	2.01	.339
2023	0	0	2.70	3	0	0	3.1	2	2	1	3	1	0	0	1.50	.167
2024	4	0	5.70	16	0	0	23.2	14	16	15	18	15	1	1	1.35	.171
2025	0	2	8.74	3	3	0	11.1	12	12	11	12	5	1	1	2.12	.286
TOTALS	4	3	7.23	40	7	0	79.2	87	71	64	57	47	8	4	1.81	.281

NEWS & NOTES ON ELLISON

► **THIS WEEKEND:** Scheduled to make 41st appearance and eighth start of collegiate career on Sunday to conclude the weekend series.

► **LAST TIME OUT:** Yielded two runs on three hits over three-plus innings of work against Towson last Sunday ... walked single-game high six batters and struck out a pair of batters.

► **2024:** Appeared in season-high 16 games out of bullpen ... received Honorable Mention All-Ivy honors after registering team-leading four victories, going 4-0 with 5.70 ERA in 23.2 IP ... strung nine consecutive outings (10.2 IP) without yielding a run (March 17 - April 28) ... held opponents scoreless in 12 of 16 outings ... registered first collegiate victory against Harvard (April 7), marking first of three consecutive appearances being named winning pitcher ... also posted victories over Penn (April 14) and Yale (April 20) ... was winning pitcher in Ivy League Tournament opener against Princeton (May 17) ... had season-high 4 SO in 3.2 IP against Brown (May 4) in final outing of regular season ... notched first career save against Penn (May 19) in second game of Ivy League Tournament.

► **2023:** Three relief appearances before missing remainder of season to injury ... logged 2.70 ERA in 3.1 IP with pair of outings against James Madison (Feb. 25-26).

► **2022:** Appeared in 18 games, four of which were starts, primarily serving as a long reliever ... contributed to Cornell's 11-10 comeback win over Canisius (April 5), throwing 4.1 IP of middle relief ... career-high 5 SO against Canisius and Columbia (May 1).

► **PRIOR TO CORNELL:** Three-year letterwinner in baseball and basketball at Howell HS ... also earned a letter in football ... three-time Perfect Game Honorable Mention All-America nominee (2019-21) ... earned plethora of accolades on baseball field, being named First Team All-State, First Team All-Shore Conference, as well as to All-Division team ... named Team MVP and was team captain ... tabbed Offensive MVP and Special Teams MVP on the gridiron.

► **PERSONAL:** Son of Jeffrey and Vera Ellison, and has two sisters ... currently enrolled in the College of Arts and Sciences.

ELLISON'S 2025 SPLITS

SPLIT	W	L	G	GS	IP	H	R	ER	HR	BB	SO	ERA	AVG
TOTALS	0	2	3	3	11.1	12	12	11	1	12	5	8.74	.286
Home	—	—	—	—	—	—	—	—	—	—	—	—	—
Away	0	2	3	3	11.1	12	12	11	1	12	5	8.74	.286
Neutral	—	—	—	—	—	—	—	—	—	—	—	—	—
Day	0	2	3	3	11.1	12	12	11	1	12	5	8.74	.286
Night	—	—	—	—	—	—	—	—	—	—	—	—	—
Starter	0	2	3	3	11.1	12	12	11	1	12	5	8.74	.286
Reliever	—	—	—	—	—	—	—	—	—	—	—	—	—

ELLISON'S 2025 SPLITS vs. LHB/RHB

	BF	AB	H	2B	3B	HR	BB	SO	AVG	OBP	SLG	OPS
Total	59	42	12	2	0	1	12	5	.286	.474	.405	.878
vs. LHB	28	18	4	1	0	0	9	1	.222	.500	.278	.778
vs. RHB	31	24	8	1	0	1	3	4	.333	.448	.500	.948

SINGLE-GAME HIGHS & LOWS

	2025	CAREER
4.1, at Duke (2/23)	IP	5.0, at Penn (4/17/22)
6, at Winthrop (3/9)	H	10, vs. Dartmouth (4/24/22)
6, at Winthrop (3/9)	R	8, vs. Columbia (5/1/22)
5, at Winthrop (3/9)	ER	8, vs. Columbia (5/1/22)
6, at Towson (3/16)	BB	6, at Towson (3/16/25)
2, (2x), Last: at Towson (3/16)	SO	5, (2x), Last: vs. Columbia (5/1/22)
1, at Towson (3/16)	HR	2, vs. Dartmouth (4/24/22)
85, at Duke (2/23)	PITCHES	88, at Penn (4/17/22)
—	CG	—
—	SHO	—
—	WSTREAK	3 games (4/7/24 - 4/20/24)
2 games (2/23 - 3/9)	LSTREAK	2 games (2/23/25 - 3/9/25)

NOTE: Bold denotes active streak

ELLISON VS. YALE

	W-L	ERA	AVG	G	GS	IP	H	R	ER	BB	SO	HR
CAREER	1-0	10.80	.200	3	0	1.2	1	2	2	1	0	0
BUSH FIELD	—	—	—	—	—	—	—	—	—	—	—	—
2024	1-0	0.00	.000	2	0	1.1	0	0	0	0	0	0
LAST APP:	4/21/24 (ND; L, 3-6)			1	0	0.1	0	0	0	0	0	0
LAST WIN:	4/20/24 (W, 10-9)			1	0	1.1	0	0	0	0	0	0

► Scheduled to appear in his fourth career game (first start) against Yale this weekend.

► Posted pair of relief outings versus Bulldogs last season at Booth Field ... registered victory after pitching clean 10th inning as the Big Red avenged an eighth-inning 8-0 deficit by winning 10-9 in 10 innings in opener of April 20 doubleheader ... retired lone batter he faced in series finale on April 21.

► Slated to make first-ever appearance at George H.W. Bush '48 Field this weekend ... all three previous outings have come in Ithaca.

ELLISON'S 2025 GAME LOG

DATE VS.	RESULT	DEC	GS	IP	H	R	ER	BB	SO	HR	NP-S	S%	RS	W-L	ERA	AVG	NOTES
2/23 @ DUKE	L 1-18	L-1	1	4.1	3	4	4	5	2	0	85-38	44.7%	0	0-1	8.31	.231	First start since 2022; career-high for BB
FEBRUARY			1	4.1	3	4	4	5	2	0	85-38	44.7%	0	0-1	8.31	.231	
3/9 @ WIN	L 4-10	L-2	1	3.0	6	6	5	1	1	0	80-46	57.5%	2	0-2	11.05	.333	
3/16 @ TOW	W 8-5	—	1	4.0	3	2	2	6	2	1	80-35	43.8%	4	0-2	8.74	.286	Issued career-high 6 BB
MARCH			1	7.0	9	8	7	7	3	1	160-81	50.6%	6	0-1	9.00	.310	
TOTALS			3	11.1	12	12	11	12	5	1	245-119	48.6%	6	0-2	8.74	.286	

BIG RED BULLPEN BRIEFS

1ST-PITCH K%: 22/35 (62.9%)	1ST BATTER EFF.: 3/5 (60.0%)	IR/IRS: 5/4 (20.0% stranded)	vs. LHB: .500 (5-10), 1 HR	LAST FIVE OUTINGS	IP	H	R	ER	BB	SO
LAST WIN: 3/1/25 (G1) at UMBC	LAST LOSS: 5/20/24 vs. Penn	LAST SAVE: 4/20/24 vs. Yale	vs. RHB: .235 (4-17), 0 HR	2/21 at Duke	2.1	4	3	3	2	2

► Allowed one hit and walked one in 0.1 innings of relief in lone pitching appearance last weekend at Towson ... made two appearances at First Pitch Invitational in South Carolina (1.1 IP, 3 H, 3 R, 2 ER, 2 BB, 1 SO) against Michigan State (March 7) and Winthrop (March 9).

► Earned first victory since April 28, 2023 (vs. Penn) in opening game of March 1 doubleheader at UMBC ... allowed one hit and struck out trio of Retriever batters across 2.2 IP, while inducing game-winning DP to solidify victory.

► Appeared in 20 games in 2024, making eight starts (five in LF, two in RF, one as SP) ... split time between pitcher's mound and field before serving as full-time relief pitcher in mid-March ... had 0-2 record with two saves in 13 outings on mound ... lone start on mound came in final game of championship round of Ivy League Tournament against Penn (May 20) ... registered saves against Dartmouth (March 30) and Yale (April 20) ... pitched season-high four innings against Columbia (April 27), where he struck out season-high four batters.

2025: 1-1-0 | 4 G (2 GS) | 7.0 IP | 20.57 ERA | 5 SO (11.1 K%) | 14 BB (31.1 BB%)

1ST-PITCH K%: 17/45 (37.8%)	1ST BATTER EFF.: 1/5 (20.0%)	IR/IRS: 5/3 (40.0% stranded)	vs. LHB: .500 (4-8), 1 HR	LAST FIVE OUTINGS	IP	H	R	ER	BB	SO
LAST WIN: 3/15/25 at Towson	LAST LOSS: 2/22/25 at Duke	LAST SAVE: —	vs. RHB: .300 (6-20), 2 HR	2/22 at Duke (L)	2.2	6	5	5	4	1

► Posted first victory of season after pitching final 3.2 innings in Big Red's run-rule victory over Towson last Saturday (March 15) ... allowed one run on two hits while walking three and striking out four ... allowed three runs without getting an out against UAB (March 8).

► Started first two outings or season, pitching 3.1 IP after allowing eight hits, issuing nine walks and striking out one batter ... 0.2 IP in nightcap of March 1 DH was shortest outing of collegiate career ... 5 BB matched single-game high for third time in career and first time since Feb. 23, 2024, at Georgia Tech.

► Started eight of 13 appearances in 2024 ... registered 1-6 record with 6.55 ERA ... lone win came against Yale (April 20), where he pitched six innings, allowing two runs on four hits, striking out six and walking none; outing was second quality start of season, joining March 22 appearance at Princeton (6 IP, 1 ER), where he struck out season- and career-high nine batters ... 6 IP was most on season, accomplishing feat against Princeton and Yale.

2025: 0-0-0 | 0 G (0 GS) | 0.0 IP | 0.00 ERA | 0 SO (0.0 K%) | 0 BB (0.0 BB%)

1ST-PITCH K%: 0/0 (0.0%)	1ST BATTER EFF.: 0/0 (0.0%)	IR/IRS: 0/0 (0.0% stranded)	vs. LHB: .000 (0-0), 0 HR	LAST FIVE OUTINGS	IP	H	R	ER	BB	SO
LAST WIN: —	LAST LOSS: —	LAST SAVE: —	vs. RHB: .000 (0-0), 0 HR	—	—	—	—	—	—	—

► Played four years of baseball at Fordham Preparatory School, earning two varsity letters ... named Fordham Prep's Pitcher of the Year in 2024, while also garnering CHSAA First Team honors and being named finalist for CHSAA Ron Patnosh Player of the Year award ... member of National Honor Society.

2025: 0-0-0 | 2 G (0 GS) | 1.1 IP | 13.50 ERA | 0 SO (0.0 K%) | 2 BB (25.0 BB%)

1ST-PITCH K%: 4/8 (50.0%)	1ST BATTER EFF.: 1/2 (50.0%)	IR/IRS: 2/2 (0.0% stranded)	vs. LHB: .000 (0-2), 0 HR	LAST FIVE OUTINGS	IP	H	R	ER	BB	SO
LAST WIN: —	LAST LOSS: —	LAST SAVE: —	vs. RHB: .000 (0-3), 0 HR	3/8 vs. UAB	1.0	0	2	2	1	0

► Allowed one walk in one-third of an inning against Towson in opening game of last Saturday's doubleheader (March 15) ... made first collegiate outing on pitcher's mound against UAB (March 8), allowing two runs and issued one walk over an inning of work.

► Primarily serves as an infielder, making lone start of season at 2B against UMBC (March 1) ... appeared and started in 17 games at SS last season; started 14 of 15 outings in 2023.

► Played four years of baseball at East Ridge HS in Minnesota, earning two varsity letters ... received All-Conference and All-Metro First Team honors in 2022 ... pitched first perfect game in East Ridge HS history ... participated in 2022 East Metro All-Star Game ... voted as player leader in all four years of HS ... graduated Summa Cum Laude with distinction, and lettered in academics all four years of HS ... received AP Scholar Award in 2020, and two-time AP Scholar with Distinction (2021 and 2022).

2025: 0-0-0 | 1 G (0 GS) | 0.0 IP | 0.00 ERA | 0 SO (0.0 K%) | 0 BB (0.0 BB%)

1ST-PITCH K%: 0/0 (0.0%)	1ST BATTER EFF.: 0/0 (0.0%)	IR/IRS: 0/0 (0.0% stranded)	vs. LHB: .000 (0-0), 0 HR	LAST FIVE OUTINGS	IP	H	R	ER	BB	SO
LAST WIN: —	LAST LOSS: 4/14/23 at Harvard	LAST SAVE: —	vs. RHB: .000 (0-0), 0 HR	2/23 at Duke	0.0	0	0	0	0	0

► Came out of bullpen for relief outing against No. 17-ranked Duke (Feb. 23); left during warmups due to apparent injury.

► Logged six outings out of bullpen in 2024 ... four of six appearances featured him pitching at least an inning ... did not allow runs in four of six outings ... struck out season-high three batters against Binghamton (April 16), matching single-game high set against Ithaca (April 4, 2023) ... sister, Jennifer, also attends Cornell.

2025: 0-1-0 | 6 G (0 GS) | 8.0 IP | 10.12 ERA | 10 SO (29.4 K%) | 6 BB (17.6 BB%)

1ST-PITCH K%: 29/46 (63.0%)	1ST BATTER EFF.: 4/6 (66.7%)	IR/IRS: 10/5 (50.0% stranded)	vs. LHB: .417 (5-12), 1 HR	LAST FIVE OUTINGS	IP	H	R	ER	BB	SO
LAST WIN: —	LAST LOSS: 3/15/25 at Towson	LAST SAVE: —	vs. RHB: .364 (8-22), 0 HR	3/1 (G2) at UMBC	1.0	2	3	3	3	1

► Pitched 3.1 innings across two outings last weekend against Towson ... ended up as losing pitcher in first outings, giving up a run on two hits in an inning of work ... conceded two runs on four hits in 2.1 innings the following day, striking out a pair of Towson hitters ... allowed three runs apiece in first two collegiate outings versus No. 17 Duke (Feb. 22) and UMBC (March 1).

► Earned four varsity letters in baseball at St. Mark's School in Southborough, Mass. ... named Team MVP and was First Team All-Independent School League (ISL) and First Team All-New England Prep School Athletic Conference (NEPSAC) selection ... also received ISL All-Star honors in 2023 and was an All-ISL honorable mention as a sophomore in 2022 ... named to Honor Roll all four years at St. Mark's ... played club baseball for New England Ruffnecks Baseball from 2019-23 ... father, Patrick, played baseball at Harvard (1990-93) ... sister, Catherine, was member of Regis College women's track and field team in 2021-22 ... brother, Michael, is committed to play football at Penn in fall 2025.

BIG RED BULLPEN BRIEFS

#30 WILLIAM JAUN | SR. | 1B/LHP 2025: 0-2-0 | 5 G (0 GS) | 5.1 IP | 16.88 ERA | 7 SO (21.2 K%) | 12 BB (36.4 BB%)

1ST-PITCH K%: 19/33 (57.6%)	1ST BATTER EFF.: 3/5 (60.0%)	IR/IRS: 1/0 (100.0% stranded)	vs. LHB: .200 (1-5), 0 HR	LAST FIVE OUTINGS	IP	H	R	ER	BB	SO
LAST WIN: 2/25/24 at Ga. Tech	LAST LOSS: 3/8/25 vs. UAB	LAST SAVE: 3/1/25 (G2) at UMBC	vs. RHB: .250 (4-16), 1 HR	2/22 at Duke	1.1	1	4	4	6	2
▶ Allowed three runs on two hits during his inning of work against Towson in opening game of last Saturday's doubleheader ... ended up as losing pitcher in both appearances at First Pitch Invitational (March 7 and 8) ... locked down second career save (first of 2025) in nightcap of March 1 doubleheader at UMBC, where he yielded just two baserunners (one hit, one walk) and struck out four over 2 IP ... 4 SO was one shy of matching single-game high, previously done twice (March 15, 2024 at Richmond; April 27, 2024 vs. Columbia)				3/1 (G2) at UMBC (S)	2.0	1	0	0	1	4
				3/7 vs. Michigan State (L)	1.0	1	1	1	2	1
				3/8 vs. UAB (L)	0.0	0	2	2	2	0
				3/15 (G1) at Towson	1.0	2	3	3	1	0
				TOTALS (0-2-1)	5.1	5	10	10	12	7

▶ Registered 29.2 IP across 12 appearances (six starts) in 2024 after missing first two seasons due to injuries ... winning pitcher in collegiate debut against Georgia Tech (Feb. 25), registering 5 IP, 4 H, 2 ER ... logged first collegiate save against Brown (May 5), pitching final three innings, allowing one run, and striking out three batters ... father, Gregory, played four years of baseball at Notre Dame (1980-83) ... brother, Eric, was outfielder at Babson (2016-19).

#36 NATHANIEL JENNEWAIN | SO. | LHP 2025: 1-0-0 | 6 G (0 GS) | 10.2 IP | 5.91 ERA | 7 SO (13.7 K%) | 10 BB (19.6 BB%)

1ST-PITCH K%: 23/51 (45.1%)	1ST BATTER EFF.: 1/6 (16.7%)	IR/IRS: 3/2 (33.3% stranded)	vs. LHB: .167 (2-12), 1 HR	LAST FIVE OUTINGS	IP	H	R	ER	BB	SO
LAST WIN: 2/25/25 at Ga. Tech	LAST LOSS: 4/27/24 vs. Columbia	LAST SAVE: 5/5/24 at Brown	vs. RHB: .296 (8-27), 1 HR	3/1 (G2) at UMBC (W)	3.1	1	3	2	3	5
▶ Made pair of appearances last weekend's series at Towson, allowing four hits in 1.2 innings of work while walking two and striking out one ... has not allowed a run in three out of last four outings ... notched second career victory in nightcap of March 1 doubleheader at UMBC after allowing three runs (two earned) on one hit and walking three batters in 3.1 IP and striking out five, matching his single-game high previously set in first collegiate start (April 16, 2024, at Binghamton).				3/7 vs. Michigan State	1.0	0	0	0	1	1
				3/9 at Winthrop	2.0	1	1	1	1	0
				3/15 (G1) at Towson	1.1	2	0	0	1	1
				3/16 at Towson	0.1	2	0	0	1	0
				TOTALS (1-0-0)	8.0	6	4	3	7	7

▶ Logged 12 appearances in first collegiate season in 2024 ... lone start of season came against Binghamton (April 16), where he struck out season-high five batters in 2 IP ... also struck out four batters in season-high 3 IP against Columbia (April 27) ... held opponents without a run in six outings, including three of last five ... lone brother, Paul, played baseball at DePauw (2022-23).

#42 JOSH SHEA | JR. | RHP 2025: 0-0-0 | 3 G (0 GS) | 1.2 IP | 10.80 ERA | 3 SO (30.0 K%) | 1 BB (10.0 BB%)

1ST-PITCH K%: 5/10 (50.0%)	1ST BATTER EFF.: 1/3 (33.3%)	IR/IRS: 4/2 (50.0% stranded)	vs. LHB: .500 (2-4), 0 HR	LAST FIVE OUTINGS	IP	H	R	ER	BB	SO
LAST WIN: —	LAST LOSS: —	LAST SAVE: —	vs. RHB: .400 (2-5), 0 HR	2/22 at Duke	0.1	0	0	0	0	0
▶ Allowed a run on two hits over an inning of work against UAB last Saturday in lone appearance of First Pitch Invitational.				2/23 at Duke	0.1	2	1	1	0	1
▶ Pitched 0.1 IP in first two outings in season-opening series against No. 17-ranked Duke ... induced inning-ending popout in season debut (Feb. 22) before allowing two hits and one run while striking out a batter the following day.				3/8 vs. UAB	1.0	2	1	1	1	2
				—	—	—	—	—	—	—
				—	—	—	—	—	—	—
				TOTALS (0-0-0)	1.2	4	2	2	1	3

▶ Lone appearance of season in 2024 came against Binghamton (May 1), pitching a scoreless inning, allowing one hit and striking out one ... made six relief appearances in 2023, where he struck out two batters in 3.1 innings of work ... pitched season-high 1 IP against Ithaca (April 4, 2023) and Binghamton (April 11, 2023) ... mother, Beth, played tennis at Brown; uncle, Ken Katz, played played tennis at Princeton ... grandmother also attended Cornell.

#44 SAM KEENE | FR. | LHP 2025: 0-0-0 | 4 G (0 GS) | 3.2 IP | 19.64 ERA | 4 SO (18.2 K%) | 9 BB (40.9 BB%)

1ST-PITCH K%: 12/22 (54.5%)	1ST BATTER EFF.: 3/4 (75.0%)	IR/IRS: 3/2 (33.3% stranded)	vs. LHB: .250 (2-8), 0 HR	LAST FIVE OUTINGS	IP	H	R	ER	BB	SO
LAST WIN: 3/16/25 at Towson	LAST LOSS: —	LAST SAVE: —	vs. RHB: .000 (0-4), 0 HR	2/21 at Duke	0.1	1	4	4	3	0
▶ Notched first career victory in last Sunday's win at Towson ... allowed one run while walking three and striking out three across 2.1 innings of work ... walked a batter and registered first collegiate strikeout in inning against UAB (March 8) ... appeared in two games against No. 17-ranked Duke in season-opening series, allowing at least three runs in both outings.				2/23 at Duke	0.0	1	3	3	2	0
				3/8 vs. UAB	1.0	0	0	0	1	1
				3/16 at Towson (W)	2.1	0	1	1	3	3
				—	—	—	—	—	—	—
				TOTALS (1-0-0)	3.2	2	8	8	9	4

▶ Earned three varsity letters at Boston College HS, where he was winning pitcher in program's clinching of 2024 Massachusetts State Baseball Championship ... team captain during 2024 season for program that ranked as high as No. 39 nationally ... two-time Catholic Conference All-Star selection (2023-24) ... named to All-Scholastic Team by *Boston Globe* in 2024 and *Patriot Ledger* in 2023 and 2024 ... member of National Honor Society ... earned high honors all four years of high school ... played club baseball for North East Baseball, playing four years with team ... named to Perfect Game All-Tournament Team during 2022 and 2023 seasons ... aided team to WWBA New England Championship in 2023.

BIG RED 2025 PITCHING SPLITS

	W	L	SV	G	IP	H	R	ER	HR	BB	SO	ERA	AVG
Total	5	6	2	11	93.0	103	106	98	19	87	73	9.48	.286
Home	—	—	—	—	—	—	—	—	—	—	—	—	—
Away	5	4	2	9	75.2	87	90	85	18	75	62	10.11	.297
Neutral	0	2	0	2	17.1	16	16	13	1	12	11	6.75	.239
Day	5	6	2	11	93.0	103	106	98	19	87	73	9.48	.286
Night	—	—	—	—	—	—	—	—	—	—	—	—	—
Starter	1	3	—	11	45.0	47	44	38	9	31	26	7.60	.280
Reliever	4	3	2	11	48.0	56	62	60	10	56	47	11.25	.292
February	1	2	0	3	25.0	31	42	42	6	34	16	15.12	.313
March	4	4	2	8	68.0	72	64	56	13	53	57	7.41	.276
April	—	—	—	—	—	—	—	—	—	—	—	—	—
May	—	—	—	—	—	—	—	—	—	—	—	—	—

BIG RED STARTING PITCHER RUN SUPPORT

PLAYER	GS	RUN SUPPORT	RUNS PER 9 IP	RUNS IN STARTS	RUNS PER START	TEAM W-L	QUALITY STARTS
Carson Mayfield	4	19	8.27	26	6.50	2-2	2
Chris Ellison	3	4	3.18	13	4.33	1-2	0
Huxley Holcombe	2	11	10.24	30	15.00	1-1	0
Noah Keller	2	0	0.00	18	9.00	1-1	0
TOTALS	11	34	6.80	87	7.91	5-6	2

2025 GAME-BY-GAME PITCHING STATISTICS

DATE	OPPONENT	W/L	SCORE	IP	H	R	ER	BB	SO	2B	3B	HR	WP	BK	HBP	IBB	ERA	WHIP	BB/9	SO/9
2/21	at Duke	W	11-8	9.0	6	8	8	7	5	1	0	2	1	0	1	0	8.00	1.44	7.00	5.00
2/22	at Duke	L	2-16	8.0	13	16	16	15	6	3	0	3	1	0	1	0	12.71	2.41	11.65	5.82
2/23	at Duke	L	1-18	8.0	12	18	18	12	5	0	2	1	0	0	0	0	15.12	2.60	12.24	5.76
DUKE SERIES		1-2	14-42	25.0	31	42	42	34	16	4	2	6	2	0	2	0	15.12	2.60	12.24	5.76
3/1	at UMBC	W	8-7	10.0	10	7	5	4	11	0	0	5	0	0	2	0	12.09	2.26	9.77	6.94
3/1	at UMBC	W	16-13	7.0	6	13	12	12	10	1	0	2	2	0	2	0	12.64	2.31	10.71	7.93
UMBC SERIES		2-0	24-20	17.0	16	20	17	16	21	1	0	7	2	0	4	0	9.00	1.88	8.47	11.12
3/7	vs. Michigan State	L	2-3	8.1	6	3	2	3	5	0	0	1	0	0	1	1	10.91	2.11	9.48	7.51
3/8	vs. UAB	L	12-13	9.0	10	13	11	9	6	3	0	0	2	0	4	0	10.92	2.11	9.40	7.28
3/9	at Winthrop	L	4-10	8.0	11	10	8	4	4	4	1	0	2	0	4	0	10.69	2.08	8.82	6.95
FIRST PITCH INVITE STATS		0-3	18-26	25.1	27	26	21	16	15	7	1	1	4	0	9	1	7.46	1.70	5.68	5.33
3/15	at Towson	L	5-6	8.2	10	6	6	5	7	1	0	2	0	0	2	0	10.18	2.04	8.41	6.99
3/15	at Towson	W	18-7	8.0	10	7	7	6	7	1	0	2	1	0	2	0	9.96	2.04	8.25	7.07
3/16	at Towson	W	8-5	9.0	9	5	5	10	7	2	0	1	1	1	0	0	9.48	2.04	8.42	7.06
TOWSON SERIES		2-1	31-18	25.2	29	18	18	21	21	4	0	5	2	1	4	0	6.31	1.95	7.36	7.36
3/22	at Yale																			
3/22	at Yale																			
3/23	at Yale																			
YALE SERIES																				
3/25	BINGHAMTON																			
3/29	BROWN																			
3/29	BROWN																			
3/30	BROWN																			
BROWN SERIES																				
4/5	at Columbia																			
4/5	at Columbia																			
4/6	at Columbia																			
COLUMBIA SERIES																				
4/8	at Bucknell																			
4/12	PENN																			
4/12	PENN																			
4/13	PENN																			
PENN SERIES																				
4/15	at Binghamton																			
SEASON VS. BINGHAMTON																				
4/19	at Harvard																			
4/19	at Harvard																			
4/20	at Harvard																			
HARVARD SERIES																				
4/26	at Dartmouth																			
4/26	at Dartmouth																			
4/27	at Dartmouth																			
DARTMOUTH SERIES																				
4/29	at Binghamton																			
SEASON VS. BINGHAMTON																				
5/3	PRINCETON																			
5/3	PRINCETON																			
5/4	PRINCETON																			
PRINCETON SERIES																				
SEASON TOTALS				93.0	103	106	98	87	73	16	3	19	10	1	19	1	9.48	2.04	8.42	7.06

BIG RED BATTER BRIEFS

#1 JOHN QUINLAN | JR. | OF | S/R

2025: .200 / .322 / .400 / .722 | 2 HR | 11 RBI | 3 SB

SUNDAY AT TOWSON: 1-5, HR, 2 RBI, SO

TOWSON SERIES: 3-15 (.200), 3 R, 2B, 3B, HR, 4 RBI, BB, SB

vs. LHP: .143 (2-for-14, 0 HR)

ROAD TRIP: 10-50 (.200), 8 R, 2 2B, 3B, 2 HR, 11 RBI, 3 SB

vs. RHP: .222 (8-for-36, 1 HR)

ACTIVE HIT STREAK: 7 G, (8-31, .258)
LAST ERROR: 13 G, 5/19/24 vs. Penn (LF)

- ▶ Went 3-for-15 (.200) in last weekend's series at Towson ... all three hits went for extra bases (double, triple, home run) ... drove in four RBI and also scored three runs.
- ▶ Enters weekend riding a seven-game hit streak, slashing .258/.378/.548/.927 with a double, triple, two home runs, nine RBI ... has also scored seven times, drawn five walks, and stolen three bases ... one of three players (**JAKOBI DAVIS** and **MAX JENSEN**) that has reached in all 11 games this season ... reached base safely in last 19 games, dating back to last season, slashing .258/.347/.427/.774 during span with 13 runs, five doubles, two triples, two home runs, 16 RBI, and four stolen bases during stretch.
- ▶ Unanimously named First Team All-Ivy selection in 2024 after starting in 33 games (29 in LF, four in RF) ... batted .378 with nine doubles, two triples, five home runs, and 20 RBI ... stole team-leading 10 bases, going 10-for-12 on steal attempts ... 56 hits ranked tied with **KEN VEENEMA** (1977) for fifth in Cornell history, trailing **GUY LEACH** (61 in 1988), **NATHAN FORD** (59 in 2008), **ERIK RICO** (57 in 2002), and **BRIAN BILLIGEN** (2012); figure was tied for sixth in Ivy League ... concluded year with second-highest batting average (.378) among eligible Ivy League hitters ... batted .423 in conference games, one of three Ivy League hitters to hit .400 in contests against Ancient Eight opposition ... led Ivy League in hits in conference play (42), lone player to reach 40-hit plateau in 2024 ... notched trio of four-hit efforts against Harvard (April 7), Penn (April 14), and Yale (April 20), one of two Cornell players since 2003 with at least three four-hit games in a season (**MARSHALL YANZICK** - 2012) ... hit walk-off two-RBI double in opening game of April 20 doubleheader against Yale, capping latest four-hit game of season; bloop two-run double solidified eight-run comeback for Big Red, which trailed 8-0 in bottom of eighth inning ... received Ivy League Player of the Week honors on April 22 after slashing .588/.667/1.118 (1.784 OPS), going 10-for-17 with three doubles, two home runs, five RBI, three stolen bases while striking out zero times during Big Red's 3-1 week against Binghamton and Yale ... also named Cornell's Academic All-Ivy selection.

#2 MASON BARELA | FR. | C/INF | R/R

2025: .333 / .333 / .333 / .666 | 0 HR | 0 RBI | 0 SB

SUNDAY AT TOWSON: DID NOT PLAY

TOWSON SERIES: 0-1

vs. LHP: 1.000 (1-for-1, 0 HR)

ACTIVE HIT STREAK: 0 G, (0-1)

ROAD TRIP: 1-3, SO

vs. RHP: .000 (0-for-2, 0 HR)

LAST ERROR: 3 G without an error

- ▶ Lone appearance of last weekend's series against Towson came in a pinch-hit situation in opening game of last Saturday's doubleheader ... entered game with full count following a mid-at-bat injury to **LUKE JOHNSON** ... all three appearances have come in pinch-hit appearances in season-opening weekend series at No. 17-ranked Duke ... struck out in first collegiate at-bat on Feb. 22 before notching first collegiate base hit the following day.
- ▶ Earned four varsity letters in baseball at Jupiter HS, where program won four district titles ... nominated for 2023 Palm Beach Athlete of the Year ... named captain during senior year.

#4 CADEN WILDMAN | SO. | OF | R/R

2025: .243 / .364 / .378 / .742 | 1 HR | 5 RBI | 2 SB

SUNDAY AT TOWSON: 2-4, 2 RBI, SO, SAC, SB

TOWSON SERIES: 4-12 (.250), 2 RBI, 2 BB, 2 SO, SAC, SB

vs. LHP: .222 (2-for-9, 0 HR)

ACTIVE HIT STREAK: 2 G, (4-9, .444)

ROAD TRIP: 9-37 (.243), 10 R, 2 2B, HR, 5 RBI, 7 BB, 2 SB

vs. RHP: .250 (7-for-28, 1 HR)

LAST ERROR: 0 G, 3/16/25 at Towson (RF)

- ▶ Went 4-for-12 (.250) in last weekend's series at Towson ... drove in pair of runs, drew two walks, and had a sacrifice bunt and stole a base ... both RBI came in Big Red's victory last Sunday (March 16) ... set career highs for walks (3) and runs (4) in nightcap of March 1 doubleheader at UMBC, going 1-for-2 and also stole a base.
- ▶ Had breakout sophomore campaign in 2024, starting 35 of 38 appearances (32 in RF, three in CF) ... one of two players to play in all 38 of Cornell's games (**NATHAN WAUGH** '24) ... batted .279 with four doubles, five home runs, and 23 RBI ... became first Cornell player in program history to hit multiple grand slams in a game — coming in seventh and eighth innings — of two-home run outing in nightcap of April 13 DH at Penn ... also plated go-ahead run with bases-clearing double in series finale and solidifying series victory against Quakers (April 14), leading to be named Ivy League's Co-Player of the Week after slashing .333/.375/.800 with a double, two HR, 11 RBI, and five runs scored.

#6 KYLE MUSSER | SR. | OF | R/R

2025: .217 / .345 / .326 / .671 | 1 HR | 8 RBI | 1 SB

SUNDAY AT TOWSON: 0-4, RBI, HBP

TOWSON SERIES: 3-12 (.333), 2 R, 2B, 2 RBI, BB, 2 HBP, SB

vs. LHP: .091 (1-for-11, 0 HR)

ACTIVE HIT STREAK: 0 G, (0-3)

ROAD TRIP: 10-46 (.217), 6 R, 2 2B, HR, 8 RBI, 6 BB, 3 HBP

vs. RHP: .257 (9-for-35, 1 HR)

LAST ERROR: 49 G without an error

- ▶ Went 3-for-12 (.333) in last weekend's series at Towson ... scored twice, hitting a double, drove in pair of runs, drew a walks, was hit by pitches, and stole a base across three appearances.
- ▶ Hit two-run home run in opening game of March 1 twin bill at UMBC, marking first round-tripper since blasting first collegiate home run — a go-ahead, three-run blast with Big Red down to its final strike — against Binghamton (April 16, 2024) ... registered a base hit in 14 at-bats (.071) in season-opening series against No. 17-ranked Duke ... drove in both RBI of series versus Duke with two-RBI single in fifth inning of Feb. 22 loss.
- ▶ Made six starts in 14 appearances in 2024 ... batted .313 with one home run and five RBI ... registered first multi-hit game of season against Penn (April 13), going 2-for-2 with three runs scored while coming off bench ... logged season-high three hits against Brown (May 4), going 3-for-5 with an RBI.

#7 MAX JENSEN | SR. | OF | L/R

2025: .326 / .429 / .652 / 1.081 | 4 HR | 9 RBI | 3 SB

SUNDAY AT TOWSON: 0-3, 2 R, 2 BB

TOWSON SERIES: 3-10 (.300), 3B, HR, 2 RBI, 4 BB, SO, SB

vs. LHP: .500 (6-for-12, 1 HR)

ACTIVE HIT STREAK: 0 G, (0-5)

ROAD TRIP: 15-46 (.326), 11 R, 2B, 3B, 4 HR, 9 RBI, 8 BB

vs. RHP: .265 (9-for-34, 2 HR)

LAST ERROR: 4 G, 3/8/25 vs. UAB (1B)

- ▶ **ACCOLADES:** Ivy League Player of the Week (March 3) ... batted team-leading .444 (4-for-9) with two home runs and four RBI in doubleheader sweep of UMBC (March 1) ... also scored three times, drew a pair of walks and stole a base in the series.
- ▶ **NCAA RANKINGS:** 0.36 HR/game (68th)652 SLG (210th)
- ▶ **IVY LEAGUE RANKINGS:** 0.36 HR/game (2nd)652 SLG (3rd)
- ▶ Went 3-for-10 in last weekend's series at Towson ... had a triple, home run, and two RBI while drawing four walks, striking out just once and also stealing a base.
- ▶ One of three players (**JAKOBI DAVIS** and **JOHN QUINLAN**) that has reached in all 11 games this season ... reached base safely in each of last 29 games, dating back to last season, having at least one hit in 27 of last 29 games, slashing .371/.452/.597/1.049 with five doubles, one triple, seven home runs, 36 RBI, and seven stolen bases during stretch ... has scored 29 times, drawn 17 walks, been hit by three pitches, and has been set down on strikes just 16 times over span ... has 15 multi-hit games and 11 multi-RBI games during streak.
- ▶ Saw 20-game hit streak snapped after going 0-for-3 with a walk in series finale against No. 17 Duke (Feb. 23) ... 20-game hit streak was Big Red's longest streak since 2003.
- ▶ Unanimously named First Team All-Ivy in 2024 after slashing .358/.455/.561/1.007 ... appeared and started in 37 games for the Big Red, splitting time between 1B and 3B ... one of four Big Red hitters to bat over .300 on season, concluding year with .358 average with eight doubles, two triples, six home runs, and 37 RBI ... scored 34 runs, one of three Big Red players to reach 30-plus runs ... ended season riding 18-game hit streak; had 11 multi-hit games and nine multi-RBI games during stretch358 average ranked fifth among eligible Ivy League hitters455 on-base percentage ranked fifth in conference and 1.015 OPS was eighth-highest in Ancient Eight ... registered 53 hits during season, tied for ninth-most in Ivy League ... logged .400 batting average in conference contests, one of three Ivy League players to accomplish feat and one of two Cornell players to do so (**JOHN QUINLAN** — .424) ... concluded conference play with second-highest hit total (37) trailing Quinlan's conference-leading 42 base knocks ... drove in 26 RBI in Ivy League play, marking fifth-most in Ancient Eight ... committed just one error in 239 fielding opportunities, leading to .996 fielding percentage ... factored in team-leading 20 double plays on season.

BIG RED BATTER BRIEFS

#12 RYAN PORTER | SR. | OF/RHP | R/R

2025: .476 / .522 / 1.000 / 1.522 | 3 HR | 11 RBI | 0 SB

SUNDAY AT TOWSON: 3-5, HR, RBI, SO

TOWSON SERIES: 7-11 (.636), 4 R, 2B, 3 HR, 9 RBI, 2 SO

vs. LHP: .000 (0-for-4, 0 HR)

ACTIVE HIT STREAK: 2 G (7-11, .636)

ROAD TRIP: 10-21 (.476), 5 R, 2 2B, 3 HR, 11 RBI, 2 BB, 3 SO

vs. RHP: .588 (10-for-17, 3 HR)

LAST ERROR: 2 G, 3/9/25 at Winthrop (P)

► **ACCOLADES:** Named Ivy League Player of the Week on Monday after going 7-for-11 (.636) with a double, three home runs, and nine RBI ... logged first career multi-home run game and tied Cornell's single-game RBI record (8) in nightcap of last Saturday's doubleheader at Towson ... also scored four runs on weekend.

► **NCAA RANKINGS:** 0.30 HR/game (138th)

► **IVY LEAGUE RANKINGS:** 0.30 HR/game (3rd)

► Played in final two games of last weekend's series at Towson ... 7-for-11 (.636) with a double, three home runs, and nine RBI ... logged first career multi-home run game and tied Cornell's single-game RBI record (8) in nightcap of last Saturday's doubleheader at Towson ... also scored four runs on weekend ...

► Batting .500 (10-for-20) over last four appearances, where he has registered at least three hits in three contests ... has two doubles, three home runs, 11 RBI during span, where he is slashing .500/.524/1.050/1.574 ... started in RF against UAB (March 8), marking first start in field since March 15, 2024, at Richmond ... went 3-for-4 with a double, two RBI, and a walk drawn ... three-hit game was his first since April 28, 2023, vs. Penn ... went 3-for-9 on weekend in South Carolina, also starting as DH at Winthrop (March 9).

► Appeared in opening game of March 1 doubleheader against UMBC as relief pitcher, earning victory ... did not have any PAs ... played in all three games at No. 17-ranked Duke ... pitched final 2.1 IP in season opener before ABs as pinch-hitter in final two games, drawing a walk (Feb. 22) and flying out (Feb. 23).

► Made 20 appearances in 2024, making eight starts (five in LF, two in RF, one as SP) ... split time between pitcher's mound and field before serving as full-time relief pitcher in mid-March ... batted .185 in 27 at-bats, logging a double and three RBI ... opened season with two-RBI effort against Georgia Tech (Feb. 23) ... logged lone multi-hit performance on season in series finale against Georgia Tech (Feb. 25).

#15 OWEN CARLSON | SO. | INF | L/R

2025: .257 / .333 / .257 / .590 | 0 HR | 4 RBI | 0 SB

SUNDAY AT TOWSON: 0-3, R, BB, SO

TOWSON SERIES: 1-11 (.091), R, 3 BB, 4 SO

vs. LHP: .300 (3-for-10, 0 HR)

ACTIVE HIT STREAK: 0 G (0-7)

ROAD TRIP: 9-35 (.257), 6 R, 4 RBI, 4 BB, HBP, 11 SO, 2 SF

vs. RHP: .240 (6-for-25, 0 HR)

LAST ERROR: 6 G, 3/1/25 (G1) at UMBC (2B)

► Went 1-for-11 in last weekend's series at Towson ... drew three walks and struck out four times while scoring one run ... hitless in last seven at-bats ... logged 1-for-3 outing in lone appearance in doubleheader sweep of UMBC (March 1) ... scored a run, drew a walk, and also struck out once ... batted .300 (3-for-10) in season-opening series against No. 17-ranked Duke, starting at 2B in all three games ... scored twice and had RBI single in Feb. 21 upset victory.

► Started six of 16 appearances in 2024 (four at 2B, one at 3B, one as DH) ... batted .286 with one double, one home run, and two RBI ... notched first career extra-base hit (double) against Richmond (March 16) ... posted two of three multi-hit performances against Richmond (March 16 and 17) ... other multi-hit performance came against Binghamton (May 1), where he blasted first collegiate home run in 2-for-5 effort with two runs scored ... did not commit any errors in his 24 fielding opportunities.

#18 TJ SWIDORSKI | JR. | INF/RHP | R/R

2025: .333 / .500 / .500 / 1.000 | 0 HR | 3 RBI | 0 SB

SUNDAY AT TOWSON: DID NOT PLAY

TOWSON SERIES: NO PLATE APPEARANCES

vs. LHP: .000 (0-for-0, 0 HR)

ACTIVE HIT STREAK: 1 G (1-3, .333)

ROAD TRIP: 2-6, 3 R, 2B, 3 RBI, 2 BB, SO

vs. RHP: .333 (2-for-6, 0 HR)

LAST ERROR: 2 G, 3/1/25 (G2) at UMBC (2B)

► Lone appearance of last weekend's series at Towson came as a relief pitcher in opening game of last Saturday's doubleheader (March 15) ... played in both games of doubleheader sweep of UMBC (March 1), entering as pinch-hitter in opener and scoring in lone PA ... started nightcap at 2B, going 1-for-3 with two runs, a double, and three RBI ... logged pair of pinch-hit appearances in season-opening series against No. 17-ranked Duke ... reached base safely in both appearances, singling in his first at-bat of season (Feb. 22) and reached on fielder's choice (Feb. 23).

► Started all 17 appearances in 2024, all coming at SS ... batted .234 with three doubles and six RBI ... posted four multi-hit games, including season-high three hits against Brown (May 4) in 3-for-6 effort with three runs and a double ... drove in season-high three RBI against Georgia Tech (Feb. 25) ... collected two of three doubles on season in opening game of March 10 doubleheader against Georgetown ... went 2-for-4 with two RBI against Yale (April 21) ... committed one error in 79 fielding opportunities (.987 fielding percentage).

#19 MARK QUATRANI | SO. | C | R/R

2025: .302 / .444 / .512 / .956 | 2 HR | 7 RBI | 0 SB

SUNDAY AT TOWSON: 3-5, R

TOWSON SERIES: 6-12 (.500), 3 R, 2B, HR, 5 RBI, BB, 2 HBP

vs. LHP: .111 (1-for-9, 0 HR)

ACTIVE HIT STREAK: 5 G, (9-18, .500)

ROAD TRIP: 13-43 (.302), 11 R, 3 2B, 2 HR, 7 RBI, 6 BB

vs. RHP: .353 (12-for-34, 2 HR)

LAST ERROR: 12 G, 5/20/24 vs. Penn (C)

► **NCAA RANKINGS:** 0.45 HBP/game (T-68th with KEVIN HAGER)

► **IVY LEAGUE RANKINGS:** 0.45 HBP/game (T-3rd with KEVIN HAGER)

► Went 6-for-12 in last weekend's series at Towson ... logged a double, home run, had five RBI, while drawing a walk and was hit by two pitches ... blasted first home run of season against UAB (March 8) ... riding five-game hit streak entering weekend, going 9-for-18 (.500) with .500/.600/.889/1.529 slash line ... has one double, two home runs, seven RBI, three walks, been hit by four pitches, and struck out four times during streak.

► After 0-for-11 start to season, is batting .406 (13-for-32) with .406/.548/.688/1.235 slash line ... has scored 10 runs, hit three doubles, two home runs, driven in all seven RBI, drawn five walks, hit by five pitches, and has struck out just six times.

► Named Ivy League Rookie of the Year in 2024, becoming third Cornell player to earn honor (BILL WALKENBACH - 1995; KELLEN URBON - 2012) ... also received First Team All-Ivy honors, serving as lone freshman to earn distinction ... sixth Cornell freshman named First Team All-ElBL or All-Ivy since 1976 — first year freshman were eligible to play on varsity team — joining GREG MYERS (1979), JOHN DeGIOVANNI (1980), Walkenbach (1995), JUSTIN MILO (2007), and Urbon (2012).

► Started 29 of 30 appearances (20 starts at C, nine as DH) while finishing season with .362/.492/.714/1.231 slash line with two doubles, one triple, 11 home runs, and 43 RBI ... 11 HR were most by Cornell freshman in program history ... became fourth Big Red player to hit 10-plus HR in season, joining CHRIS CRUZ (12 in 2012), ERIC KIRBY (11 in 1995), and ERIK RICO (11 in 2002) ... 43 RBI tied GUY LEACH (1988) for second-most in program history, two shy of PETE WATZKA's program record (45 in 1971) ... fifth-highest on-base percentage (.492) by Cornell player with at least 80 ABs714 slugging percentage marked second time in program history a player had at least a .700 slugging percentage (min. 80 ABs), only trailing Rico's .768 figure in 2002.

► Finished within top 10 among Ivy League hitters in OBP and OPS (2nd), batting average and slugging percentage (3rd), home runs and RBI (T-5th), and hit by pitches (T-6th) ... drove in Ivy League-leading 30 RBI in conference games and hit seven of 11 HR against Ancient Eight opponents, tied for third-most in league.

► Opened collegiate career with two-hit effort and solo HR against Georgia Tech (Feb. 24) ... drove in season-high six RBI against Dartmouth (March 30) in 3-for-5 effort with two HR — one of which was a grand slam ... went 4-for-9 with three HR and nine RBI in series against Dartmouth (March 30-31), en route to earning first of three Ivy League Rookie of the Week honors ... logged six RBI while going 6-for-13 in series against Penn (April 13-14), earning first of two consecutive Rookie of the Week accolades ... collected at least one RBI in 10 consecutive games from April 7-27, amassing 15 RBI during stretch ... registered four three-hit games throughout season, including both games of final day of Ivy League Tournament against Penn (May 20) ... drove in three-plus RBI in six games (four three-RBI games, one four-RBI game, one six-RBI game) ... caught six of 25 runners stealing on season (24.0 percent) ... registered .972 fielding percentage (four errors in 142 fielding chances).

BIG RED BATTER BRIEFS

#20 KEVIN HAGER | SO. | INF | R/R

2025: .429 / .571 / .686 / 1.257 | 2 HR | 11 RBI | 0 SB

SUNDAY AT TOWSON: 3-4, R, RBI, BB

TOWSON SERIES: 6-12 (.500), 2B, HR, 2 RBI, 3 BB, SO

vs. LHP: .500 (4-for-8, 1 HR)

ACTIVE HIT STREAK: 2 G (6-9, .667)

ROAD TRIP: 15-35 (.429), 13 R, 3 2B, 2 HR, 11 RBI, 8 BB

vs. RHP: .407 (11-for-27, 1 HR)

LAST ERROR: 4 G, 3/8/25 vs. UAB (SS)

► **ACCOLADES:** Named Ivy League Player of the Week (Feb. 24) ... ignited Cornell to season-opening upset victory over No. 17-ranked Duke (Feb. 21) ... leadoff HR in third inning was first of 10 unanswered runs scored by Big Red in 11-8 win ... batted .500 (3-for-6) with HR and two RBI while leading team in runs scored (4) and drew three HBP.

► **NCAA RANKINGS:** .429 batting average (50th)571 OBP (16th) ... 0.45 HBP/game (T-68th with **MARK QUATRANI**)686 SLG (142nd) ... 1.18 runs/game (143rd)

► **IVY LEAGUE RANKINGS:** .429 batting average (1st)571 OBP (1st) ... 1.18 runs/game (1st)686 SLG (2nd) ... 0.45 HBP/game (T-3rd with **MARK QUATRANI**)

► Went 6-for-12 at the plate in last weekend's series at Towson with a double, home run, two RBI ... drew a trio of walks and only struck out once.

► After going 3-for-11 (.273) over first five games, is hitting for a .500 clip (12-for-24) with .500/.636/.750/1.386 slash line ... three doubles, a home run, nine RBI, and scored nine runs during span while drawing seven walks and striking out four times.

► Started 21 of 23 appearances in 2024, all of which came at SS ... batted .241 with a double, four home runs, and 12 RBI ... six of 12 RBI on season came in Ivy League Tournament, earning spot on All-Tournament team ... concluded campaign on season-high five-game hit streak ... posted first collegiate extra-base hit (RBI double) against Richmond (March 16) ... registered first collegiate home run — the first of three consecutive Cornell home runs — against Dartmouth in nightcap of March 30 twin bill ... other three home runs came against Penn on April 14 in regular season and May 19 and May 20 in Ivy League Tournament games ... committed four errors in 92 fielding chances (.957 fielding percentage) ... brother, **FRANK JR.**, played baseball at Cornell for four years (2009-12) before serving as an assistant coach for seven years (2016-22).

#22 JAKOBI DAVIS | SR. | OF | L/L

2025: .300 / .440 / .525 / .965 | 2 HR | 6 RBI | 1 SB

SUNDAY AT TOWSON: 2-5, HR, RBI, SO

TOWSON SERIES: 5-13 (.385), 4 R, HR, RBI, 2 BB, 4 SO

vs. LHP: .625 (5-for-8, 1 HR)

ACTIVE HIT STREAK: 4 G (6-16, .375)

ROAD TRIP: 12-40 (.300), 9 R, 2B, 3B, 2 HR, 6 RBI, 9 BB

vs. RHP: .219 (7-for-32, 1 HR)

LAST ERROR: 61 G, 4/8/23 vs. Brown (CF)

► **NCAA RANKINGS:** 0.13 triples/game (83rd)

► **IVY LEAGUE RANKINGS:** 0.13 triples/game (2nd)

► Registered second home run of season in series finale against Towson last Sunday (March 16) ... went 5-for-13 (.385) on weekend, scoring four runs, drawing two walks and struck out four times ... enters weekend riding four-game hit streak, going 6-for-16 (.375) with .375/.474/.750/1.224 slash line with two home runs, three RBI, five runs scored, and has drawn trio of walks.

► One of three players (**MAX JENSEN** and **JOHN QUINLAN**) that has reached in all 11 games this season ... has reached safely in each of last 18 games, dating back to last season, slashing .308/.425/.492/.917 with 15 runs scored, two doubles, two triples, two home runs, nine RBI, three steals, and has drawn 13 walks during stretch.

► All 35 of appearances in 2024 were starts in CF ... batted .265 with four doubles, two triples, three home runs, and 14 RBI ... successful on five of seven steal attempts ... went 3-for-4 against Penn (April 14), matching single-game high for hits ... recorded both triples on the road against JMU (March 3) and Brown (May 4) ... two of three HR occurred at Booth Field; first HR was final blast of three consecutive HR hit against Dartmouth in nightcap of March 30 twin bill ... did not register an error in his 71 fielding opportunities.

#23 JAYDEN SHIN | FR. | INF | L/R

2025: .000 / .000 / .000 | 0 HR | 0 RBI | 0 SB

SUNDAY AT TOWSON: DID NOT PLAY

TOWSON SERIES: 0-0

vs. LHP: .000 (0-for-0, 0 HR)

ACTIVE HIT STREAK: —

ROAD TRIP: 0-0

vs. RHP: .000 (0-for-0, 0 HR)

LAST ERROR: 0 G

► Seeking to make collegiate debut this weekend.

► Earned four varsity letters in baseball at Hopewell Valley HS ... two-time Carpenter Cup Team, First Team All-Conference and All-Area selection (2023, 2024) ... also received two letters in basketball, where he was named Most Improved Player in 2023 and awarded team's Hustle Award in 2024 ... member of National Honor Society and Leadership Corps ... served as class treasurer and was president of Turn 2 Club.

#30 WILLIAM JAUN | SR. | 1B/LHP | L/L

2025: .000 / .000 / .000 | 0 HR | 0 RBI | 0 SB

SUNDAY AT TOWSON: DID NOT PLAY

TOWSON SERIES: 0-0

vs. LHP: .000 (0-for-0, 0 HR)

ACTIVE HIT STREAK: 2 G (2-7, .286)

ROAD TRIP: 0-0

vs. RHP: .000 (0-for-0, 0 HR)

LAST ERROR: 11 G, 3/16/24 at Richmond (1B)

► Lone five appearances of season have come out of bullpen, which includes registering a save in opening game of March 1 doubleheader at UMBC.

► Registered 19 at-bats over first month of season before sustaining injury that forced him out of action for a month ... went 3-for-19 at the plate over first month of season, recording a double (Georgia Tech - Feb. 24) and RBI (Georgetown - March 10) ... father, Gregory, played four years of baseball at Notre Dame (1980-83) ... brother, Eric, was outfielder at Babson (2016-19).

#31 RYAN DILLON | FR. | C | R/R

2025: .000 / .000 / .000 | 0 HR | 0 RBI | 0 SB

SUNDAY AT TOWSON: DID NOT PLAY

TOWSON SERIES: DID NOT PLAY

vs. LHP: .000 (0-for-1, 0 HR)

ACTIVE HIT STREAK: 0 G (0-1)

ROAD TRIP: 0-1, SO

vs. RHP: .000 (0-for-0, 0 HR)

LAST ERROR: 0 G

► Has not played in either of last three weekends ... made collegiate debut against No. 17-ranked Duke (Feb. 23), serving as PH in ninth inning.

► Earned four varsity letters in baseball at Marlborough HS, where he was a three-year captain and named Team MVP on three occasions ... named to *Worcester Telegram & Gazette* All-Star team in 2024 ... three-time honoree to Mid-Wach All-Star teams, earning second-team honors in 2022 and first-team honors in 2023 and 2024, and was named league MVP in 2024 ... received Preseason All-American honorable mention honors from Perfect Game in 2023 (underclassmen) and 2024 ... member of National Honor and Business Honor Societies ... volunteered with Unified Basketball and Best Buddies for all four years of high school ... played travel baseball for four years with the Nokona Chiefs.

2025 BIG RED HOME RUNS

PLAYER				ROAD/		RUNNERS ON				OUTS			TIED		GO	DIRECTION					TEAM	LAST HR		ABs SINCE
	HR	vL	vR	HOME	NEUTRAL	0	1	2	3	0	1	2	GAME	AHEAD		LF	LC	CF	RC	RF	W-L	DATE / OPPONENT	PITCHER	
Mason Barela	—	—	—	—	—	—	—	—	—	—	—	—	—	—	—	—	—	—	—	—	—	—	—	—
Tyler Beaulieu	—	—	—	—	—	—	—	—	—	—	—	—	—	—	—	—	—	—	—	—	—	—	—	—
Owen Carlson	—	—	—	—	—	—	—	—	—	—	—	—	—	—	—	—	—	—	—	—	—	5/1/24 at Binghamton	Sajeski	38
Jakobi Davis	2	1	1	—	2	1	1	—	—	2	—	—	—	1	—	—	—	—	—	2	1-1	3/16/25 at Towson	DeProspero	4
Ryan Dillon	—	—	—	—	—	—	—	—	—	—	—	—	—	—	—	—	—	—	—	—	—	—	—	—
Kevin Hager	2	1	1	—	2	2	—	—	—	1	1	—	—	1	—	2	—	—	—	—	2-0	3/15/25 (G2) at Towson	Whiteman	6
William Jaun	—	—	—	—	—	—	—	—	—	—	—	—	—	—	—	—	—	—	—	—	—	—	—	—
Max Jensen	4	1	3	—	4	4	—	—	—	4	—	—	—	—	—	1	1	—	—	2	3-0	3/15/25 (G2) at Towson	Whiteman	5
Luke Johnson	1	—	1	—	1	—	—	1	—	1	—	—	—	1	—	1	—	—	—	—	1-0	3/1/25 (G2) at UMBC	Bell	17
Jackson Marko	—	—	—	—	—	—	—	—	—	—	—	—	—	—	—	—	—	—	—	—	—	—	—	—
Kyle Musser	1	—	1	—	1	—	1	—	—	—	—	1	—	—	—	1	—	—	—	—	1-0	3/1/25 (G1) at UMBC	Robinson	30
Ryan Porter	3	—	3	—	3	1	1	—	1	1	2	—	—	—	—	2	—	—	1	—	2-0	3/16/25 at Towson	DeProspero	3
Mark Quatrani	2	—	2	—	2	—	2	—	—	1	1	—	—	1	—	1	1	—	—	—	0-2	3/15/25 (G1) at Towson	Nabholz	9
John Quinlan	2	—	2	—	2	1	1	—	—	1	—	1	—	1	—	—	1	—	1	—	1-1	3/16/25 at Towson	DeProspero	2
Jayden Shin	—	—	—	—	—	—	—	—	—	—	—	—	—	—	—	—	—	—	—	—	—	—	—	—
TJ Swidorski	—	—	—	—	—	—	—	—	—	—	—	—	—	—	—	—	—	—	—	—	—	2/25/23 at JMU	Murphy	113
Beck Urofsky	—	—	—	—	—	—	—	—	—	—	—	—	—	—	—	—	—	—	—	—	—	—	—	—
Matthew Walters	—	—	—	—	—	—	—	—	—	—	—	—	—	—	—	—	—	—	—	—	—	—	—	—
Caden Wildman	1	—	1	—	1	—	1	—	—	—	1	—	1	—	—	1	—	—	—	—	1-0	3/1/25 (G1) at UMBC	Robinson	24

LEADOFF HR (0)

PLAYER (CAREER NO.) DATE / OPP

BACK-2-BACK HR (0)

PLAYERS DATE / OPP

2-HR GAMES (2)

PLAYER (CAREER NO.) DATE / OPP

Max Jensen (1) 3/1 (G2) at UMBC
Ryan Porter (1) 3/15 (G2) at TOW

GRAND SLAMS (0)

PLAYER (CAREER NO.) DATE / OPP

BIG RED MISCELLANEOUS BATTING

PLAYER	MULTI-HIT GAMES						MULTI-RBI GAMES						HIT STREAKS					HITS	
	2	3	4	5+	TOTAL	CAREER	2	3	4	5+	TOTAL	CAREER	5-9	10-14	15+	ACTIVE	2025 HIGH	CAREER HIGH	INFIELD BUNT
Mason Barela	—	—	—	—	—	—	—	—	—	—	—	—	—	—	—	1	—	—	—
Tyler Beaulieu	—	—	—	—	—	—	—	—	—	—	—	—	—	—	—	—	—	—	—
Owen Carlson	3	—	—	—	3	6	—	—	—	—	—	—	—	—	—	0	4, (2/23 - 3/8)	4, 2025	1 1
Jakobi Davis	3	—	—	—	3	18	2	—	—	—	2	11	—	—	—	4	4, (3/9 - Pres.)	7, 2024-25	2 1
Ryan Dillon	—	—	—	—	—	—	—	—	—	—	—	—	—	—	—	—	—	—	—
Kevin Hager	4	2	—	—	6	11	1	1	1	—	3	6	—	—	—	2	2, (3/15 - Pres.)	6, 2024-25	1 —
William Jaun	—	—	—	—	—	—	—	—	—	—	—	—	—	—	—	2	—	2, 2024	—
Max Jensen	2	2	—	—	4	40	2	—	—	—	2	23	1	—	—	7	7, (3/1 - 3/15)	20, 2024-25	—
Luke Johnson	1	—	—	—	1	5	—	1	—	—	1	3	—	—	—	1	2, (2x), Last: (3/1)	5, 2024	1 —
Jackson Marko	—	—	—	—	—	—	—	—	—	—	—	—	—	—	—	—	—	—	—
Kyle Musser	1	2	—	—	3	6	2	—	—	—	2	5	—	—	—	0	2, (3/7 - 3/8)	4, (2x), Last: 2024	—
Ryan Porter	—	2	1	—	3	15	1	—	—	1	2	11	—	—	—	2	2, (3/15 - Pres.)	4, 2022-23	1 —
Mark Quatrani	3	1	—	—	4	16	2	1	—	—	3	14	1	—	—	5	5, (3/8 - Pres.)	10, 2024	—
John Quinlan	1	—	—	—	1	28	5	—	—	—	5	12	1	—	—	7	7, (3/1 - Pres.)	9, 2024	— 1
Jayden Shin	—	—	—	—	—	—	—	—	—	—	—	—	—	—	—	—	—	—	—
TJ Swidorski	—	—	—	—	—	7	—	1	—	—	1	4	—	—	—	1	—	3, 2023	—
Beck Urofsky	—	—	—	—	—	—	—	—	—	—	—	—	—	—	—	—	—	—	—
Matthew Walters	—	—	—	—	—	—	—	—	—	—	—	—	—	—	—	—	—	—	—
Caden Wildman	2	—	—	—	2	10	2	—	—	—	2	7	1	—	—	2	5, (2/21 - 3/1)	11, 2024	—

Bold denotes active streak

BIG RED 2025 BATTING SPLITS

	AB	R	H	2B	3B	HR	RBI	BB	SO	AVG	OBP	SLG	OPS
TOTALS	398	87	112	18	3	18	81	62	94	.281	.398	.477	.876
Home	—	—	—	—	—	—	—	—	—	—	—	—	—
Away	325	73	91	15	3	16	67	52	73	.280	.400	.492	.892
Neutral	73	14	21	3	0	2	14	10	21	.288	.391	.411	.802
Day	398	87	112	18	3	18	81	62	94	.281	.398	.477	.876
Night	—	—	—	—	—	—	—	—	—	—	—	—	—
February	103	14	24	5	1	2	13	12	29	.233	.350	.359	.709
March	295	73	88	13	2	16	68	50	65	.298	.415	.519	.934
April	—	—	—	—	—	—	—	—	—	—	—	—	—
May	—	—	—	—	—	—	—	—	—	—	—	—	—

BIG RED LINEUP PRODUCTION

	AB	R	H	2B	3B	HR	RBI	BB	SO	AVG	OBP	SLG	OPS
1st	50	8	10	2	1	2	11	8	11	.200	.322	.400	.722
2nd	48	10	10	1	1	2	8	9	9	.208	.350	.396	.746
3rd	49	8	18	2	0	4	12	5	9	.367	.446	.653	1.099
4th	43	13	13	3	0	2	4	8	9	.302	.444	.512	.956
5th	44	7	7	4	0	0	4	5	17	.159	.275	.250	.525
6th	40	12	17	1	1	2	8	9	11	.425	.549	.650	1.199
7th	37	12	16	3	0	5	19	9	6	.432	.569	.919	1.488
8th	43	11	14	1	0	0	8	5	12	.326	.400	.349	.749
9th	44	6	7	1	0	1	6	4	10	.159	.240	.250	.490

DAILY BATTING LOGS

PLAYER	2/23 at DUKE	2/24 at DUKE	2/25 at DUKE	3/1 (1) at UMBC	3/1 (2) at UMBC	3/8 vs. MSU	3/9 vs. UAB	3/10 at WIN	3/15 (1) at TOW	3/15 (2) at TOW	3/16 at TOW	3/22 (1) at YALE	3/22 (2) at YALE	3/23 at YALE
Mason Barela		k	1						o					
Tyler Beaulieu														
Owen Carlson	kk11c	kho	1ok	1owk		1oo1	ke11F	oFko	owok	1okkwo	wcko			
Jakobi Davis	ow13w	ko1	hw1k	okoew	w2ckk	ok1o	kkkww	owo4	kk1k	o11wow	4o1ko			
Ryan Dillon			k											
Kevin Hager	4hchF	kwd	11h	koooo	c2w1w	wkwh	kho21	ok11	ooow	1k4w2c	c11w1			
William Jaun														
Max Jensen	o24oo	o1wo	koow	oo1wow	14e4d	o1okk	1oooko	1o11k	kF3wo	1h4owo	woowe			
Luke Johnson	eeo2o	koh1	cok	k1eo1	k4oek	coeo	okwoo	oooo	1ow					
Jackson Marko														
Kyle Musser	oodewo	oo1dk	hoook	14kkew	kokowo	oo112	wk1wok	o	oowk	21okh1	odohd			
Ryan Porter		w	o				11wo2	oooko		24o4k1	141ko			
Mark Quatrani	kowko	okko	doo1	o1o2wo	owc2e	hkkoo	k14kw	oh1hw	woo4	khk21h	11o1e			
John Quinlan	oowo1k	kkwok	2oooo	ooedow	kce1wo	o4wbw	ooo11k	owh1k	o2ook	wkoo3o	od4ko			
Jayden Shin														
TJ Swidorski		1	c	e	wwk2o									
Beck Urofsky														
Matthew Walters														
Caden Wildman	kobe2	2woo	kkk1	o4wkk	ww1wc	kookk		ockk	ookw	oow1o1	b1k1o			

KEY: 1-Single, 2-Double, 3-Triple, 4-Home Run, o-Out, k-Strikeout, w-Walk, W-Int. Walk, h-Hit by Pitch, e-Reached on Error, b-Sac Bunt, F-Sac Fly, c-Fielder's Choice, d-Double Play;
NOTE: Shading denotes started game; read left-to-right for first-to-last AB.

BIG RED W-L RECORD BY LINEUP CARD

PLAYER	BATTING ORDER (STARTS)									BY POSITION (STARTS)								
	1ST	2ND	3RD	4TH	5TH	6TH	7TH	8TH	9TH	C	1B	2B	3B	SS	LF	CF	RF	DH
Mason Barela	—	—	—	—	—	—	—	—	—	—	—	—	—	—	—	—	—	—
Tyler Beaulieu	—	—	—	—	—	—	—	—	—	—	—	—	—	—	—	—	—	—
Owen Carlson	—	—	—	—	—	—	—	2-5	2-1	—	—	4-6	—	—	—	—	—	—
Jakobi Davis	—	—	—	—	2-1	3-4	0-1	—	—	—	—	—	—	—	—	5-6	—	—
Ryan Dillon	—	—	—	—	—	—	—	—	—	—	—	—	—	—	—	—	—	—
Kevin Hager	—	—	—	2-1	—	0-2	3-3	—	—	—	—	—	—	5-6	—	—	—	—
William Jaun	—	—	—	—	—	—	—	—	—	—	—	—	—	—	—	—	—	—
Max Jensen	—	2-1	3-5	—	—	—	—	—	—	—	3-5	—	2-1	—	—	—	—	—
Luke Johnson	—	—	—	—	—	—	—	—	3-5	—	—	—	3-5	—	—	—	—	—
Jackson Marko	—	—	—	—	—	—	—	—	—	—	—	—	—	—	—	—	—	—
Kyle Musser	—	3-5	—	—	2-1	—	—	—	—	—	2-1	—	—	—	—	—	—	3-5
Ryan Porter	—	—	—	—	0-1	—	2-1	—	—	—	—	—	—	—	—	—	0-1	2-1
Mark Quatrani	—	—	2-1	3-5	—	—	—	—	—	5-6	—	—	—	—	—	—	—	—
John Quinlan	5-6	—	—	—	—	—	—	—	—	—	—	—	—	—	5-6	—	—	—
Jayden Shin	—	—	—	—	—	—	—	—	—	—	—	—	—	—	—	—	—	—
TJ Swidorski	—	—	—	—	—	—	—	1-0	—	—	—	1-0	—	—	—	—	—	—
Beck Urofsky	—	—	—	—	—	—	—	—	—	—	—	—	—	—	—	—	—	—
Matthew Walters	—	—	—	—	—	—	—	—	—	—	—	—	—	—	—	—	—	—
Caden Wildman	—	—	—	—	1-3	2-0	0-1	2-1	—	—	—	—	—	—	—	—	5-5	—

RUNS BY INNING

	1	2	3	4	5	6	7	8	9	10	11	12	13	14	15	TOTAL
BIG RED	1	5	16	9	13	17	12	13	0	1	—	—	—	—	—	87
OPPONENTS	12	6	9	7	23	12	18	16	3	0	—	—	—	—	—	106
DIFFERENCE	-11	-1	+7	+2	-10	+5	-6	-3	-3	+1	—	—	—	—	—	-19

VICTORY MARGIN

	1	2	3	4	5	6	7	8	9	10	11	12	13	14	15+
BIG RED	1	—	3	—	—	—	—	—	—	—	1	—	—	—	—
OPPONENTS	3	—	—	—	—	1	—	—	—	—	—	—	—	1	1

BIG RED COMEBACK VICTORIES

DATE / OPPONENT	LARGEST DEFICIT	DEFICITS
3/1 (G1) at UMBC	3	Trailed 1-0 after 1st; 3-0 after 2nd; 4-2 after 3rd
3/1 (G2) at UMBC	7	Trailed 7-0 after 1st; 7-2 after 2nd

BIG RED MULTI-RUN INNINGS

	TIMES	LAST TIME
2 Runs	9	3/15 (G2) at Towson (4th inning, 3 hits)
3 Runs	6	3/16 at Towson (4th inning, 3 hits; 7th inning, 2 hits)
4 Runs	0	—
5 Runs	1	3/1 (G2) at UMBC (5th inning, 4 hits)
6 Runs	2	3/8 vs. UAB (6th inning, 3 hits)
7 Runs	1	3/15 (G2) at Towson (6th inning, 6 hits)
8 Runs	1	3/1 (G2) at UMBC (3rd inning, 4 hits)
9 Runs	0	—
10+ Runs	0	—

2025 GAME-BY-GAME BATTING STATISTICS

DATE	OPPONENT	W/L	SCORE	AB	R	H	RBI	2B	3B	HR	TB	BB	IBB	SB	CS	HBP	SH	SF	GDP	SO	AVG	OBP	SLG	OPS
2/21	at Duke	W	11-8	38	11	10	10	3	1	2	21	5	0	2	0	2	1	1	0	8	.263	.370	.553	.922
2/22	at Duke	L	2-16	31	2	6	2	1	0	0	7	5	0	1	0	2	0	0	1	12	.232	.357	.406	.763
2/23	at Duke	L	1-18	34	1	8	1	1	0	0	9	2	0	0	0	3	0	0	1	9	.233	.350	.359	.709
DUKE SERIES		1-2	14-42	103	14	24	13	5	1	2	37	12	0	3	0	7	1	1	2	29	.233	.350	.359	.709
3/1	at UMBC	W	8-7	41	8	9	8	1	0	2	16	8	0	1	1	0	0	0	1	8	.229	.349	.368	.717
3/1	at UMBC	W	16-13	36	16	11	15	4	0	3	24	11	0	1	0	0	0	0	1	8	.244	.374	.428	.802
UMBC SERIES		2-0	24-20	77	24	20	23	5	0	5	40	19	0	2	1	0	0	0	2	16	.260	.406	.519	.926
3/7	vs. Michigan State	L	2-3	33	2	8	2	1	0	1	12	4	0	0	1	2	1	0	0	8	.244	.372	.418	.790
3/8	vs. UAB	L	12-13	40	12	13	12	2	0	1	18	6	0	1	0	1	0	1	0	13	.257	.379	.423	.802
3/9	at Winthrop	L	4-10	34	4	8	4	0	0	1	11	3	0	1	0	3	0	1	0	7	.254	.375	.411	.786
FIRST PITCH INVITE STATS		0-3	18-26	107	18	29	18	3	0	3	41	13	0	2	1	6	1	2	0	28	.271	.375	.383	.758
3/15	at Towson	L	5-6	30	5	5	4	1	1	1	11	7	0	0	1	0	0	1	0	8	.246	.369	.407	.776
3/15	at Towson	W	18-7	43	18	20	15	4	1	4	38	7	0	3	0	4	0	0	0	8	.272	.394	.464	.858
3/16	at Towson	W	8-5	38	8	14	8	0	0	3	23	4	0	1	0	1	1	0	2	5	.281	.398	.477	.876
TOWSON SERIES		2-1	31-18	111	31	39	27	5	2	8	72	18	0	4	1	5	1	1	2	21	.351	.459	.649	1.108
3/22	at Yale																							
3/22	at Yale																							
3/23	at Yale																							
YALE SERIES																								
3/25	BINGHAMTON																							
3/29	BROWN																							
3/29	BROWN																							
3/30	BROWN																							
BROWN SERIES																								
4/5	at Columbia																							
4/5	at Columbia																							
4/6	at Columbia																							
COLUMBIA SERIES																								
4/8	at Bucknell																							
4/12	PENN																							
4/12	PENN																							
4/13	PENN																							
PENN SERIES																								
4/15	at Binghamton																							
SEASON VS. BINGHAMTON																								
4/19	at Harvard																							
4/19	at Harvard																							
4/20	at Harvard																							
HARVARD SERIES																								
4/26	at Dartmouth																							
4/26	at Dartmouth																							
4/27	at Dartmouth																							
DARTMOUTH SERIES																								
4/29	at Binghamton																							
SEASON VS. BINGHAMTON																								
5/3	PRINCETON																							
5/3	PRINCETON																							
5/4	PRINCETON																							
PRINCETON SERIES																								
SEASON TOTALS				398	87	112	81	18	3	18	190	62	0	11	3	18	3	4	6	94	.281	.398	.477	.876



2025 TEAM STATISTICS (as of 3/20/25)

	STAT	NCAA	IVY
BASE ON BALLS	62	281st	3rd
BATTING AVERAGE	.281	130th	2nd
DOUBLE PLAYS	7	276th	5th
DOUBLE PLAYS / GAME	0.64	155th	4th
DOUBLES	18	289th	4th
DOUBLES / GAME	1.64	191st	4th
EARNED RUN AVERAGE	9.48	281st	6th
FIELDING PERCENTAGE	.977	49th	1st
HIT BATTERS	19	257th	6th
HIT BY PITCH	18	260th	2nd
HITS	112	291st	4th
HITS ALLOWED / 9 INN.	9.97	163rd	2nd
HOME RUNS	18	147th	2nd
HOME RUNS / GAME	1.64	24th	1st
ON-BASE PERCENTAGE	.398	109th	1st
RUNS	87	266th	4th
SACRIFICE BUNTS	3	246th	4th
SACRIFICE FLIES	4	250th	3rd
SCORING	7.9	75th	1st
SHUTOUTS	—	—	—
SLUGGING PCT.	.477	75th	1st
STOLEN BASES	11	270th	3rd
STOLEN BASES / GAME	1.00	194th	3rd
SO/BB RATIO	0.84	289th	8th
STRIKEOUTS / 9 INN.	7.1	255th	5th
TRIPLE PLAYS	—	—	—
TRIPLES	3	181st	4th
TRIPLES / GAME	0.27	91st	4th
WHIP	2.04	269th	5th
WIN PERCENTAGE	.455	165th	2nd
WALKS / 9 INN.	8.42	292nd	8th

2025 INDIVIDUAL LEADERS (as of 3/20/25)

	STAT	NCAA	IVY
BATTING AVERAGE			
Kevin Hager	.429	50th	1st
EARNED RUN AVERAGE			
Carson Mayfield	2.61	116th	3rd
HIT BY PITCH PER GAME			
Kevin Hager	0.45	68th	3rd
Mark Quatrani	0.45	68th	3rd
HITS ALLOWED PER NINE INNINGS			
Carson Mayfield	5.23	38th	2nd
HOME RUNS PER GAME			
Max Jensen	0.36	68th	2nd
Ryan Porter	0.30	138th	3rd
ON-BASE PERCENTAGE			
Kevin Hager	.571	16th	1st
RUNS PER GAME			
Kevin Hager	1.18	143rd	1st
SACRIFICE BUNTS PER GAME			
Caden Wildman	0.20	52nd	4th
SAVES			
William Jaun	1	231st	4th
John Hegarty	1	231st	4th
SLUGGING PERCENTAGE			
Kevin Hager	.686	142nd	2nd
Max Jensen	.652	210th	3rd
WHIP			
Carson Mayfield	0.87	32nd	2nd

QUATRANI HONORED BY DIBASEBALL

► Sophomore catcher **MARK QUATRANI** was honored by D1Baseball.com with preseason honors, being selected as one of the top 50 catchers in Division I baseball on Jan. 28.

► Quatrani, fresh off being named the Ivy League's Rookie of the Year last year, came in ranked at No. 39 on the list after posting a .362 batting average in his first year with the Big Red. Paired with his batting average, Quatrani registered a 1.206 OPS (.492 on-base percentage and .714 slugging percentage) after blasting 11 home runs and driving in 43 runs, both figures serving as team-highs.

► Among the 50 players named to the preseason list, Quatrani was the lone representative from the Ivy League and one of 12 sophomores honored, three of which were redshirt sophomores. Quatrani was one of 18 non-Power Four catchers named to the list

► Of the 49 players that played college baseball last season, Quatrani had the highest OPS (1.206) of any player named to the list, with his figure being 31 points higher than Virginia's Jacob Ference (1.175). Quatrani also had the third-highest batting average of those named, trailing Bowling Green sophomore Garrett Wright (.380) and Oklahoma junior Easton Carmichael (.366).

STARTING OFF STRONG

► Sophomore catcher **MARK QUATRANI** had one of the highest batting averages by a freshman in Cornell program history last season.

► Since freshmen were first eligible to play for the Big Red beginning with the 1976 season, Quatrani became one of five players to have at least a .360 batting average in their first year with Cornell, joining **BRIAN BILLIGEN** (.404 in 2009), **TERRY BIRNER** (.379 in 1982), former Big Red infielder and head coach **BILL WALKENBACH** (.363 in 1995), and infielder **ANDREW LURIA** (.363 in 1999).

ALL-IVY AWARDS

► Last season, current seniors **MAX JENSEN** and **JOHN QUINLAN** were unanimously voted First Team All-Ivy last season, while current sophomore catcher **MARK QUATRANI** was also voted a first-team selection along with being tabbed the conference's Rookie of the Year.

► Quatrani's Rookie of the Year award signified just the third time in program history that a Cornell player was honored with been tabbed the conference's top newcomer. Only infielder **BILL WALKENBACH** (1995) and pitcher **KELLON URBON** (2012) were the previous Big Red players to receive the honor.

► The trio of First Team All-Ivy selections signified the fifth time (1969, 1971, 1977, 1982, 2024) Cornell has had at least three first-team all-league players since 1960. **MIKE BRANCA** (first base), **MARLIN MCPHAIL** (second base), **JOHN DEMAYO** (outfield), and **GREG MYERS** (pitcher) all received First Team All-EIBL honors in 1982, the last time Cornell had three first-team selections.

DIGGING THE LONG BALL

► Cornell hit 52 home runs last season, marking the most by the Big Red in a single season in the program's 153-year history, besting the previous mark of 38 set during the 2009 season.

► Freshman catcher **MARK QUATRANI** led the Big Red in home runs last season with 11, tying **ERIC KIRBY** (1995) and **ERIK RICO** (2002) for the second-most blasts in a season. The 11 home runs by a freshman broke a 29-year record held by former infielder **BILL WALKENBACH** — who later became the Big Red's head coach from 2009-15 — after he hit six home runs in 1996.

► Quatrani is three home runs shy of matching Kirby, **RAUL GOMEZ** (1998-01), and **ANDREW LURIA** (1999-02) for the ninth-most home runs in program history. **CHRIS CRUZ** assumes the program record for home runs (25 from 2011-14).

► Cornell currently ranks 24th nationally in home runs per game (1.64), which leads all eight Ivy League programs by 31 points (Columbia — 1.33).

► Senior infielder **MAX JENSEN** (0.38) and senior two-way player **RYAN PORTER** (0.30) both rank within the top 140 in home runs per game, making Cornell one of 35 programs with multiple players to rank in the top 140 nationally. The Big Red are the lone Ivy League program among the 35 teams.

CORNELL RECORD BOOK

TOP BATTING AVG. BY FRESHMAN (Min. 80 ABs)
Cornell Program History

PLAYER	SEASON	AB	H	AVG
Brian Billigen	2009	114	46	.404
Terry Birner	1982	116	44	.379
► Mark Quatrani	2024	105	38	.366
Bill Walkenbach	1995	146	53	.3630
Andrew Luria	1999	113	41	.3628

CORNELL RECORD BOOK

TRIO OF FIRST TEAM ALL-LEAGUE HONOREES
Program History (Since 1960)

PLAYERS	YEAR
Ed Cott (C), Chris Ritter (OF), Pete Watzka (3B), Bob Witkoski (SS)	1969
Tom Boettcher (3B), Pete Watzka (OF), Bob Witkoski (2B)	1971
Gary Gronowski (P), Dave Johnson (OF), Ken Veenema (2B)	1977
Mike Branca (1B), John DeMayo (OF), Marlin McPhail (2B), Greg Myers (P)	1982
► Max Jensen (1B), Mark Quatrani (C), John Quinlan (OF)	2024

CORNELL RECORD BOOK

MOST HOME RUNS IN SINGLE SEASON
Cornell Program History

RK	SEASON	HRs
► 1.	2024	52
2.	2009	38
3.	1999	35
4.	2001	34
5.	2022	33
6.	1995	30
	2010	30
	2023	30

BIG RED TRENDS			
CATEGORY	2025	UNDER PEPICELLI	STREAK
Overall	5-6	106-172-1	Won 2
Ivy League Games	0-0	57-88	Won 1
Non-Conference Games	5-6	49-85-1	Won 2
vs. Power 4 Opponent	1-3	4-26	Lost 3
vs. Non-Power 4 Opponent	4-3	45-59-1	Won 2
Home Games	0-0	34-49-1	Lost 4
Away Games	5-4	65-114	Won 2
Neutral Site Games	0-2	7-10	Lost 4
Day Games <small>(before 5 p.m.)</small>	5-6	101-165-1	Won 2
Night Games <small>(5 p.m. or later)</small>	0-0	5-8	Lost 1
February	1-2	2-21	Lost 2
March	4-4	39-64	Won 2
April	0-0	51-74-1	Lost 4
May	0-0	14-14	Lost 2
Cornell Scores 0-2 Runs	0-3	7-76	Lost 21
Cornell Scores 3-5 Runs	0-2	24-63-1	Lost 4
Cornell Scores 6-9 Runs	2-0	39-30	Won 2
Cornell Scores 10+ Runs	3-1	36-4	Won 1
Cornell Allows 0-2 Runs	0-0	35-8	Won 6
Cornell Allows 3-5 Runs	1-1	39-36-1	Won 1
Cornell Allows 6-9 Runs	3-1	28-66	Won 1
Cornell Allows 10+ Runs	1-4	4-63	Lost 2
Leading after Six Innings	4-1	79-14	Won 2
Trailing after Six Innings	0-3	21-145	Lost 3
Tied after Six Innings	1-2	6-14-1	Lost 2
Leading after Seven Innings	4-0	72-8	Won 4
Trailing after Seven Innings	0-5	15-137	Lost 12
Tied after Seven Innings	0-1	7-9-1	Lost 1
Leading after Eight Innings	2-0	75-4	Won 4
Trailing after Eight Innings	0-4	7-140	Lost 11
Tied after Eight Innings	1-2	9-10-1	Lost 2
Big Red With No Home Runs	0-2	36-108	Lost 10
Big Red Hit a Home Run	5-4	70-65-1	Won 2
Hits One Home Run	0-4	39-54-1	Lost 5
Hits Multiple Home Runs	5-0	31-11	Won 5
Big Red Has No Errors	2-3	39-46	Won 1
Big Red Has an Error	3-3	67-127-1	Won 1
Commits One Error	3-0	40-47-1	Won 6
Commits Multiple Errors	0-3	27-80	Lost 4
Out-hit Opponent	4-2	83-26	Won 2
Out-hit by Opponent	1-4	17-138-1	Lost 2
Hits Equal	0-0	6-9	Won 1
Big Red Scores First	3-1	65-54-1	Won 2
Opponent Scores First	2-5	41-119	Lost 3
Extra-Inning Games	1-0	8-11-1	Won 1
One-Run Games	1-3	27-38	Lost 3
Two-Run Games	0-0	20-23	Lost 1
Five-Plus-Run Games	1-3	31-79	Won 1
Shutouts	0-0	6-20	Lost 5

WHEN IT RUNS, IT POURS

► Cornell scored 270 runs across its 38 games last season, computing to a 7.11 runs per game average, ranking 117th nationally.

► The Big Red's 7.11 runs per game average was its highest clip in a single season since 1901, when Cornell scored 180 runs in 24 games (7.50 runs per game). Last year's average also ranked as the fourth-highest scoring year in Cornell history with at least 20 games played.

► Last season's 270 runs scored was the 31st time in Cornell's 153-year history of the baseball program that it scored at least 200 runs in a season. The 270 runs were the third-most by the Big Red in a single season and was its highest run total since scoring a program-record 279 times in 2012, Cornell's last time it appeared in the NCAA Tournament.

► Last year, Cornell displayed a knack for scoring runs in bundles, as 225 of its 270 runs came in multi-run innings (83.3 percent of its run production). The Big Red had 66 multi-run innings in 2024 and had registered at least one inning with two-plus runs in 33 of its 38 games played (86.8 percent).

► Since the beginning of the 2022 season, Cornell has had at least one multi-run inning in 97 of its 120 games (80.8 percent). The Big Red has had a multi-run inning in 17 of its last 19 contests, dating back to last season, with the lone contests in which it did not register a multi-run inning coming against No. 17-ranked Duke (Feb. 23) and last Friday against Michigan State (March 7).

RAREFIED COMPANY

► Senior outfielder **JOHN QUINLAN** and senior infielder **MAX JENSEN** were two of Cornell's most reliable hitters in Ivy League play last season.

► Quinlan mustered 42 hits in conference games, assuming Cornell's program record for hits in conference play in a single season. He also became just the second player in EIBL / Ivy League history with 40-plus hits in conference games in a single season, joining former Dartmouth shortstop Tyler Cox, who had 45 hits in Ancient Eight play in 2022.

► Jensen also excelled against Ivy League opposition last season, amassing 37 base knocks to place him in a five-way tie with Yale's Dan Thompson (1995), Brown's Joe Lomuscio (2019), Columbia's Joe Engel (2019), and Harvard's Jake Suddleson (2019) for the sixth-most hits in conference play in EIBL / Ivy League history.

► The Cornell duo became the first pair of teammates in the history of the EIBL and Ivy League to record at least 37 hits within the same season.

► Quinlan (54) and Jensen (51) also became the third set of Big Red teammates with 50-plus hits in a season, joining **KEN VEENEMA** (56) and **DAVE JOHNSON** (50) in 1977 and **BRIAN BILLIGEN** (57) and **FRANK HAGER** (52) in 2012.

HOT HITTERS

► Cornell's trio of First Team All-Ivy selections last year in senior outfielder **JOHN QUINLAN** (.378), sophomore catcher **MARK QUATRANI** (.362), and senior infielder **MAX JENSEN** (.358) made Cornell one of 11 Division I programs last season to have at least three players with .350 batting averages. Players eligible must have had a minimum of three plate appearances per game and played in at least 75 percent of their team's games.

► Austin Peay led the nation with five players that had batting averages north of .350 last season. Wofford assumed second place with four representatives, while Cornell was tied with Arizona State, East Tennessee State, Jackson State, Northern Kentucky, Samford, UC Irvine, Virginia, and Western Michigan for the third-most batters with at least .350 averages last season.

► The Big Red was one of two Division I programs (Austin Peay — four) that had at least three batters register a batting average equal or better than Jensen's .358 clip. Austin Peay had four batters meet the criteria, powered by Jon Jon Gazdar (.405), Lyle Miller-Green (.393), Clayton Gray (.380), and John Bay (.365).

CORNELL RECORD BOOK

MOST RUNS PER GAME IN A SINGLE SEASON

Cornell Program History (Min. 20 GP)

SEASON	GP	RUNS	RPG
1891	25	232	9.28
1901	24	180	7.50
1900	33	246	7.45
► 2024	38	270	7.11

MOST RUNS SCORED IN A SINGLE SEASON

Cornell Program History

SEASON	GP	RUNS	RPG
2012	49	279	5.69
1984	42	278	6.62
► 2024	38	270	7.11

IVY LEAGUE LEADERS

MOST HITS IN CONFERENCE PLAY

EIBL / Ivy League History

PLAYER	SCHOOL	YEAR	HITS
Tyler Cox	Dartmouth	2022	45
► John Quinlan	Cornell	2024	42
Matt Kutler	Brown	2005	39
Tom Grandieri	Penn	2010	38
Peter Matt	Penn	2019	38
Dan Thompson	Yale	1995	37
Joe Lomuscio	Brown	2019	37
Joe Engel	Columbia	2019	37
Jake Suddleson	Harvard	2019	37
► Max Jensen	Cornell	2024	37

NCAA LEADERS

MOST PLAYERS WITH .350+ BATTING AVG.

2024 Season

SCHOOL	PLAYERS
Austin Peay	5
Wofford	4
Arizona State	3
► Cornell	3
East Tennessee State	3
Jackson State	3
Northern Kentucky	3
Samford	3
UC Irvine	3
Virginia	3
Western Michigan	3

IVY WEEKLY HONORS

DATE	AWARD	PLAYER (SCHOOL)
Feb. 24	Player	Kevin Hager (Cornell)
	Pitcher	Carson Mayfield (Cornell)
	Rookie	Sebastian Haggard (Penn)
March 3	Player	Max Jensen (Cornell)
	Pitcher	Sean Episcopo (Princeton)
	Rookie	Jack Ohman (Yale)
March 10	Player	Alec Atkinson (Yale)
	Pitcher	Carson Mayfield (Cornell)
	Rookie	Jack Ohman (Yale)
March 17	Player	Ryan Porter (Cornell)
	Pitcher	Sean Episcopo (Princeton)
	Rookie	Jack Dauer (Yale)

STANDINGS AND SCHEDULES

as of 3/20/25		IVY LEAGUE					OVERALL						
OPPONENT		W-L	PCT	GB	STREAK		W-L	PCT	STREAK	HOME	AWAY	NEUTRAL	RPI
Yale		0-0	.000	—	—		12-3	.800	W7	6-0	6-3	0-0	65
Cornell		0-0	.000	—	—		5-6	.455	W2	0-0	5-4	0-2	131
Penn		0-0	.000	—	—		5-9	.357	W4	0-2	5-7	0-0	107
Columbia		0-0	.000	—	—		4-11	.267	L1	0-0	4-11	0-0	187
Princeton		0-0	.000	—	—		3-14	.176	L5	0-0	3-12	0-2	250
Brown		0-0	.000	—	—		2-11	.154	W2	0-0	2-11	0-0	285
Dartmouth		0-0	.000	—	—		0-10	.000	L10	0-0	0-10	0-0	247
Harvard		0-0	.000	—	—		0-13	.000	L13	0-0	0-7	0-6	276

LAST WEEK'S RESULTS

Tuesday, March 11

Rutgers 3, Penn 2 (11 inn.)
Princeton 12, William & Mary 11

Wednesday, March 12

William & Mary 18, Princeton 1
Yale 9, Sacred Heart 5

Friday, March 14

Northeastern 5, Harvard 0
Penn 12, Lafayette 7
Liberty 6, Princeton 4
College of Charleston 2, Dartmouth 1
Columbia at San Diego, ppd.

Saturday, March 15

Cornell 5-18, Towson 6-7
Bryant 3, Brown 1
College of Charleston 7, Dartmouth 3
Liberty 6, Princeton 5
Northeastern 6, Harvard 3
Penn 9-7, Lafayette 7-6
San Diego 12, Columbia 6
Yale 11-6, VMI 6-2

Sunday, March 16

Cornell 8, Towson 5
Columbia 9-19, San Diego 8-10
Brown 7-7, Bryant 4-6
Liberty 19, Princeton 1
Northeastern 8, Harvard 4
Yale 6, VMI 5
Dartmouth at Charleston, ccd.

Monday, March 17

Columbia 15, San Diego 0 (7 inn.)

THIS WEEK'S RESULTS

Tuesday, March 18

Bryant 11, Harvard 0 (7 inn.)
CSUN 12, Columbia 2 (7 inn.)
Navy 13, Dartmouth 1 (7 inn.)

Wednesday, March 19

Penn 19, Lehigh 2 (7 inn.)
Seton Hall 17, Dartmouth 7 (8 inn.)
Villanova 3, Princeton 2
Yale 8, Quinnipiac 2

THIS WEEKEND'S SCHEDULE

Saturday, March 22

All games are scheduled doubleheaders
Cornell at Yale, 11:30 a.m.
Brown at Columbia, 11:30 a.m.
Harvard at Penn, 11:30 a.m.
Dartmouth at Princeton, 11:30 a.m.

Sunday, March 23

Cornell at Yale, 12:00
Brown at Columbia, 12:00
Harvard at Penn, 12:00
Dartmouth at Princeton, 12:00

QUINLAN'S HOT BAT

- Senior outfielder **JOHN QUINLAN** posted 1.70 hits per game last season, which led the Ivy League and ranked as the eight-highest average in Division I baseball last season.
- Rutgers' Joshua Kuroda-Grauer paced the nation with his 1.79 hits-per-game average, slightly ahead of Penn State's JT Marr (1.74), Austin Peay's Clayton Gray (1.73) and Jon Jon Gazdar (1.71), Virginia Tech's Ben Watson (1.72), Fairfield's Dean Ferrara (1.71), and Northeastern's Tyler MacGregor (1.71).
- Harvard's Ben Rounds ranked second among Ivy League batters with a 1.54 hits-per-game average, which ranked 39th nationally.
- Senior infielder **MAX JENSEN** averaged 1.43 hits per game last season, ranking fourth in the Ivy League and 108th nationally.

ONE LAST GO-AROUND

- A staple of the Big Red baseball program since 1991, Cornell baseball associate head coach **TOM FORD** announced Dec. 19 that the 2025 season — his 35th with Cornell baseball — will serve as his final year on the Big Red coaching staff.
- "It has been an honor to coach a group of such outstanding young men. I can't put into words how much they have meant to me. There are so many great memories and relationships built that I will never forget. I've been very fortunate to work with a group of outstanding coaches whose guidance and friendship are much appreciated.
- Across Ford's 34 years on Cornell's coaching staff, he has coached 128 All-Ivy honorees, including 30 first-team and 44 second-team selections. He has also been on staff for all three Ivy League Rookies of the Year, including last year's winner **MARK QUATRANI**.
- "Tom has been a tremendous representative of our program," stated **DAN PEPICELLI**. "Nobody has been more committed than Coach Ford to developing our guys into better players and men. He has been an absolute rock of stability and wisdom in our program."

NCAA LEADERS

HITS PER GAME AVERAGES
2024 Season

PLAYER	SCHOOL	HPG
Joshua Kuroda-Grauer	Rutgers	1.79
JT Marr	Penn State	1.74
Clayton Gray	Austin Peay	1.73
Ben Watson	Virginia Tech	1.72
Dean Ferrara	Fairfield	1.71
Jon Jon Gazdar	Austin Peay	1.71
Taylor MacGregor	Northeastern	1.71
John Quinlan	Cornell	1.70
Evan Bouldin	Delaware St.	1.69
Charlie Condon	Georgia	1.67

SERIES HISTORY



SERIES HISTORY

YALE LEADS SERIES, 112-80

Ithaca, N.Y. (Booth Field):	44-51 (2-1)
West Haven, Conn. (Bush Field):	36-59 (30-46)
Neutral Sites:	0-2
Under Dan Pepicelli:	8-11

SCORING RECORDS

CORNELL

Ithaca:	15
COR, 15-0 (5/10/1974)	
West Haven:	14, (2x)
Last: COR, 14-5 (4/1/2001)	
Neutral Site:	2
YALE, 5-2 (5/17/1980)	

YALE

Ithaca:	18
YALE, 18-5 (4/3/2022)	
West Haven:	22
YALE, 22-5 (5/31/1915)	
Neutral Site:	5
YALE, 5-2 (5/17/1980)	

GAME-BY-GAME (SINCE 2000)

DATE	SITE	SCORE
4/10/2000	West Haven, Conn.	W, 6-3 (7 inn.)
4/10/2000	West Haven, Conn.	W, 7-6
4/1/2001	West Haven, Conn.	L, 4-6 (10 inn.)
4/1/2001	West Haven, Conn.	W, 14-5
4/13/2002	West Haven, Conn.	L, 3-9 (7 inn.)
4/13/2002	West Haven, Conn.	W, 5-1
4/5/2003	Ithaca, N.Y.	L, 3-4 (7 inn.)
4/5/2003	Ithaca, N.Y.	W, 5-4 (10 inn.)
4/10/2004	West Haven, Conn.	L, 2-5 (7 inn.)
4/10/2004	West Haven, Conn.	L, 2-6
4/5/2005	Ithaca, N.Y.	L, 2-11 (7 inn.)
4/5/2005	Ithaca, N.Y.	W, 4-3 (10 inn.)
4/9/2006	West Haven, Conn.	L, 0-7 (7 inn.)
4/9/2006	West Haven, Conn.	L, 4-5 (10 inn.)
3/31/2007	Ithaca, N.Y.	W, 5-0
3/31/2007	Ithaca, N.Y.	L, 5-6
4/6/2008	West Haven, Conn.	L, 1-2 (7 inn.)
4/6/2008	West Haven, Conn.	L, 5-6
3/31/2009	Ithaca, N.Y.	L, 2-3 (7 inn.)
3/31/2009	Ithaca, N.Y.	W, 4-2
4/10/2010	West Haven, Conn.	L, 3-4 (8 inn.)
4/10/2010	West Haven, Conn.	L, 5-7
4/2/2011	Ithaca, N.Y.	L, 2-7 (7 inn.)
4/2/2011	Ithaca, N.Y.	L, 3-5
4/8/2012	West Haven, Conn.	W, 5-3 (7 inn.)
4/8/2012	West Haven, Conn.	W, 8-6
3/31/2013	Ithaca, N.Y.	W, 8-5 (7 inn.)
4/1/2013	Ithaca, N.Y.	L, 2-4
4/5/2014	West Haven, Conn.	L, 0-1 (8 inn.)
4/5/2014	West Haven, Conn.	W, 6-4
3/29/2015	Ithaca, N.Y.	W, 10-1 (7 inn.)
3/29/2015	Ithaca, N.Y.	W, 7-5
4/10/2016	West Haven, Conn.	L, 2-4 (11 inn.)
4/10/2016	West Haven, Conn.	L, 8-9 (10 inn.)
4/2/2017	Ithaca, N.Y.	L, 2-7 (7 inn.)
4/2/2017	Ithaca, N.Y.	W, 6-4
4/7/2018	Ithaca, N.Y.	L, 4-7
4/8/2018	Ithaca, N.Y.	L, 7-8 (10 inn.)
4/9/2018	Ithaca, N.Y.	L, 4-7
3/30/2019	West Haven, Conn.	W, 3-0
3/30/2019	West Haven, Conn.	L, 0-2
4/1/2019	West Haven, Conn.	L, 2-7
4/2/2022	Ithaca, N.Y.	W, 2-1
4/2/2022	Ithaca, N.Y.	W, 12-9
4/3/2022	Ithaca, N.Y.	L, 5-18
3/24/2023	West Haven, Conn.	W, 5-3
3/26/2023	West Haven, Conn.	L, 2-12
3/26/2023	West Haven, Conn.	W, 7-5
4/20/2024	Ithaca, N.Y.	W, 10-9 (10 inn.)
4/20/2024	Ithaca, N.Y.	W, 8-2
4/21/2024	Ithaca, N.Y.	L, 3-6

SCOUTING YALE

- ▶ Concluding its eight-game homestand this weekend, Yale is opening Ivy League play with the conference's best overall record (12-3) while riding an nine-game win streak, tied with Arizona and Utah Valley for the nation's sixth-longest overall win streak.
- ▶ Having defeated Sacred Heart and Quinnipiac in midweek contests between a three-game series sweep of VMI at Bush Field, Yale has won in its last seven home games, tied with Cincinnati, UCLA, Wake Forest, and Wright State for the 17th-longest active home win streak. Western Kentucky (20 games) has the nation's longest home streak.
- ▶ Powered offensively by Jake Williams (.386) and Alec Atkinson (.385), Yale enters the weekend boasting five players with at least a .300 batting average, joined by Kaiden Dossa (.356), Max Imhoff (.333), and Garrett Larsen (.300).
- ▶ Relying on its pitching and defense, Yale has the 15th-best earned-run average through the completion of Wednesday's games (3.34) while also ranking 31st in WHIP (1.27), 36th in hits per nine innings (7.77), 37th in walks per nine innings (3.68), and 57th in strikeout-to-walk ratio (2.41). The Bulldogs also average a double play per game, which ranks ninth nationally.
- ▶ Freshman Jack Ohman has shined across his four outings, three of which have been starts, posting a 1-0 record over 19.1 innings, allowing three unearned runs and striking out 21 batters and walking just six. He is holding opponents to a .190 batting average.

LAST SERIES AGAINST YALE

- ▶ Cornell posted its third consecutive series victory over Yale last year at Booth Field, marking the Big Red's first instance registering three successive series victories over Yale since doing so in four straight years from 1969-72 (1-0 in 1969, 2-0 in 1970, 1-0 in 1971, and 1-0 in 1972).
- ▶ The series began with Cornell avenging an 8-0 eighth-inning deficit by posting a 10-9 victory in 10 innings. Then-junior outfielder **JOHN QUINLAN** lofted a wind-aided, two-RBI walk-off bloop double into right field to give the Big Red its second come-from-behind victory in as many games. Cornell followed with an 8-2 victory in the nightcap of the doubleheader before dropping the series finale, 6-3, the next day.

138 YEARS, 255 MILES, 192 MEETINGS

- ▶ Yale owns the lead in the series over Cornell, 112-80, dating back to the first meeting between the Ivy League rivals on May 17, 1887, in West Haven, Conn., where Bulldogs pitcher Amos Alonzo Stagg — the unofficial inventor of the batting cage — pitched a five-hit complete game in Yale's 9-1 triumph.
- ▶ The Big Red has claimed the season series in each of the last three seasons, posting victories in six of the last nine games against the Bulldogs. It is the first time Cornell has won three consecutive season series against Yale since doing so in four consecutive years from 1969-72 (1-0 in 1969, 2-0 in 1970, 1-0 in 1971, 1-0 in 1972), as part of the program's six-game win streak over the Bulldogs, the longest win streak ever against Yale.

CORNELL VS. YALE

PLAYER	GP	GS	AB	R	H	2B	3B	HR	RBI	BB	HBP	SO	SF	SH	SB	AVG	OBP	SLG	
John Quinlan	7	6	27	4	12	5	0	1	5	3	1	1	1	0	2	.444	.500	.741	
TJ Swidorski	3	3	12	1	5	0	0	0	3	0	0	3	1	0	0	.417	.385	.417	
Kevin Hager	1	1	5	1	2	0	0	0	0	0	0	2	0	0	0	.400	.400	.400	
Max Jensen	9	9	34	4	12	6	0	0	7	7	0	6	0	0	2	.353	.463	.529	
Luke Johnson	3	3	13	2	4	1	0	0	0	0	0	2	0	0	0	.308	.308	.385	
Mark Quatrani	3	3	11	2	3	0	0	1	4	1	2	0	0	0	0	.273	.429	.545	
Jakobi Davis	8	8	25	8	6	0	0	1	4	5	2	9	0	0	6	.240	.406	.360	
Caden Wildman	3	3	13	2	3	0	0	0	1	0	1	4	0	0	1	.231	.286	.231	
Ryan Porter	5	5	18	0	4	0	0	0	3	2	0	4	0	1	1	.222	.300	.222	
Kyle Musser	3	1	8	1	0	0	0	0	1	0	0	4	0	0	0	.000	.000	.000	
TOTALS	45	42	166	25	51	12	0	3	28	18	6	35	2	1	12	.307	.391	.434	
PLAYER	W-L	ERA	APP	GS	CG	SHO	SV	IP	H	R	ER	BB	SO	AVG	WP	HP	BK	SF	SH
Ryan Porter	0-0	0.00	3	0	0	0	3	6.0	3	0	0	3	5	.150	0	1	0	0	0
William Jaun	0-0	0.00	1	0	0	0	0	2.2	0	0	0	2	2	.000	1	1	0	1	0
John Gerfen	0-0	0.00	1	0	0	0	0	0.2	0	0	0	0	1	.000	0	0	0	0	0
Noah Keller	2-0	3.00	2	2	0	0	0	12.0	9	5	4	1	13	.205	0	2	0	1	0
Ethan Hamill	0-1	5.79	2	2	0	0	0	9.1	12	6	6	1	2	.316	0	2	0	0	2
Huxley Holcombe	0-0	6.00	1	0	0	0	0	3.0	1	3	2	5	3	.111	0	0	0	0	1
Carson Mayfield	0-0	6.43	3	1	0	0	1	7.0	10	7	5	2	7	.333	0	0	0	0	1
Beck Urofsky	0-0	8.10	1	0	0	0	0	3.1	7	3	3	2	3	.467	1	2	0	0	0
Chris Ellison	1-0	10.80	3	0	0	0	0	1.2	1	2	2	1	0	.200	0	0	0	1	0
Nathaniel Jennewein	0-0	27.00	1	0	0	0	0	1.0	3	3	3	1	1	.600	0	0	0	0	0
TOTALS	3-1	4.82	18	5	0	0	4	46.2	46	29	25	18	37	.263	2	8	0	3	4

BOOTH FIELD



► After spending over 100-plus years at Hoy Field, Cornell's legendary, and storied, on-campus field, the Cornell baseball team officially moved to Booth Field, the program's brand-new, \$17.5 million off-campus facility on Friday, April 21, 2023.

► Booth Field is named in honor of former Cornell pitcher **RICH BOOTH** '82, who has shown "extraordinary leadership and generosity — much of its anonymous — over the last four decades."

► The facility features many state-of-the-art amenities for the Cornell baseball team, including a 1500-sqare foot team room and lounge, 1500-square foot locker room, and a 7000-square foot indoor area for batting cages and pitching mounds. A nutrition station, Hall of Fame area, and a coaches room is included at the facility, which was completed this past summer.

YEAR-BY-YEAR RESULTS

SEASON	RECORD	W%	RF	RA	+/-
2023	1-5	.167	31	48	-17
2024	7-5	.583	86	92	-6
2025	0-0	.000	0	0	0
TOTALS	8-10	.444	117	140	-23

BOOTH FIELD FIRSTS (ALL INSTANCES OCCURRED ON 4/21/23 UNLESS DENOTED)

GAME: Friday, April 21, 2023 (Princeton 11, Cornell 8)
CORNELL WIN: April 28, 2023 (Game 2)
 Cornell 11, Penn 9
ATTENDANCE: 397
TIME OF GAME | TEMPERATURE: 2:21 | 84°F
FIRST PITCH: 3:33 p.m. by Spencer Edwards, Cornell; fastball, ball
BATTER: Matt Scannell, Princeton (homered)
PLATE UMPIRE: Mike Lum
HIT: Home run by Matt Scannell, 1st inning, none on
RUN: Matt Scannell, Princeton (homered)
SINGLE: Brendan Cumming, Princeton, 1st inning
DOUBLE: Max Jensen, Cornell, 1st inning
TRIPLE: Jakobi Davis, Cornell, 2nd inning
FIRST RBI: Matt Scannell, Princeton, 1st inning (homered)
HOME RUN: Matt Scannell, Princeton, (1st inning off Spencer Edwards)

CORNELL HOME RUN: Sam Kaplan (two-run), 5th inning, off Jackson Emus
TWO-RUN HOME RUN: Kyle Vinci, Princeton, (4th inning off Spencer Edwards)
CORNELL TWO-RUN HOME RUN: Sam Kaplan, 5th inning, off Jackson Emus
THREE-RUN HOME RUN: Kyle Vinci, Princeton, (7th inning off Carson Mayfield)
CORNELL THREE-RUN HOME RUN: Joe Hollerbach, (4/28/23, 3rd inning, off Cole Zaffiro)
GRAND SLAM: Kyle Vinci, Princeton, 4/8/23, (7th inning off Von Baker)
CORNELL GRAND SLAM: Nathan Waugh, 3/30/24, (2nd inning, off Marco Dumsky)
PINCH-HIT HOME RUN: Never happened
INSIDE-THE-PARK HOME RUN: Never happened
WINNING PITCHER: Jackson Emus, Princeton (starter)
LOSING PITCHER: Spencer Edwards, Cornell (starter)
SAVE: Jacob Faulkner, Princeton

PUTOUT: Matt Barnhorst, Cornell (first out of 6-4-3 DP)
ASSIST: Ryan Porter, Cornell (GIDP to shortstop)
ERROR: Noah Granet, Princeton, fielding
CG SHUTOUT: Tom Chmielewski, Princeton, 4/8/23
9-INNING CG SHO: Has not happened
WALK: Cornell's John Quinlan by Princeton's Jackson Emus, 1st inning
STRIKEOUT: Princeton's Kyle Vinci by Cornell's Spencer Edwards, 1st inning
STOLEN BASE: Scott Bandura, Princeton, 4th inning
DOUBLE PLAY: Porter, Barnhorst, Jensen, Cornell, 1st inn.
TRIPLE PLAY: Has not happened
BALK: Noah Keller, Cornell, 3/30/24 (G2), vs. Dartmouth
ONE-HITTER: Has not happened
NO-HITTER: Has not happened
EXTRA-INNING GAME: 4/20/24 (G2) vs. Yale (W, 10-9 — 10 inn.)



DAN PEPICELLI

10TH SEASON AT CORNELL

Years in Role: 10th Season as Head Coach

College: SUNY Cortland '90

Coaching Location: Dugout

DAN PEPICELLI, the Ted Thoren Head Coach of Cornell Baseball, was named the 17th head coach in Cornell baseball history on Aug. 10, 2015, and is entering his 10th season at the helm of the Cornell baseball program.

Pepicelli's 104 wins as the Big Red's head coach stand as the fourth-most in program history, trailing **TED THOREN** (515), **TOM FORD** (264), and **BILL WALKENBACH** (130).

Under Pepicelli's tutelage, Cornell has produced 25 All-Ivy League selections — including eight First Team and eight Second Team selections. Four Big Red players have also been selected in the Major League Baseball Amateur Draft.

Before his arrival on East Hill, Pepicelli spent six seasons at Clemson where he had three coaching titles during his six-year stay. The final three years with the Tigers were as the associate head coach.

He became the Tigers' first pitching coach to lead a staff to Omaha in his first season with the squad. That year, Clemson's pitching staff posted the first of four consecutive seasons with a sub-4.00 ERA. Pepicelli recruited and developed Matt Crownover, who earned freshman All-America accolades in 2013 and ACC Pitcher of the Year honors in 2015, and was instrumental in assembling *Baseball America's* ninth-ranked recruiting class in 2015. Ten Clemson pitchers were selected in the Major League Baseball Amateur Draft in Pepicelli's tenure at Clemson.

By joining the Big Red, Pepicelli returned home to upstate New York, where he previously had 11 years of head coaching experience at the Division III level between St. John Fisher and Hartwick.

After serving as an assistant coach for three seasons at Hartwick, Pepicelli was promoted to head coach for the 1999 season. Following his two-year tenure at Hartwick, Pepicelli was head coach and assistant athletic director at St. John Fisher for nine seasons (2001-09). Pepicelli was a two-time Empire 8 Coach of the Year (2001, 2007), with the latter coming when the Cardinals advanced to the NCAA Division III College World Series for the first time in program history.

Pepicelli's teams at St. John Fisher had winning records in each of his last seven seasons. His team garnered national recognition for sportsmanship in 2008 after a line-drive foul ball struck the opposing team's third-base coach in the head during the ninth inning of the play-in game of the 2008 ECAC Upstate Championship. Despite the fact the Cardinals were trailing, Pepicelli and the Cardinals elected to concede the game, ending any hope of clinching a berth an NCAA Tournament berth. The Committee on Sportsmanship and Ethical Conduct presented Pepicelli's team with the NCAA All-Divisions Sportsmanship Award.

Along with being the baseball coach at St. John Fisher, Pepicelli was the head strength and conditioning coach where he spent three years on the NCAA Competitive Safeguards Committee. He is a certified strength and conditioning specialist and is a member of the National Strength & Conditioning Association.

A native of Schenectady, N.Y., Pepicelli is married to the former Robyn Molloy, who played for and served as an assistant coach with the Syracuse women's soccer team. The couple has a daughter, Mia, and a son, Owen.

24

PEPICELLI'S FILE

COACHING EXPERIENCE

1988	Mohawk Valley CC (Volunteer Assistant)
1996-98	Hartwick (Assistant Coach)
1999-2000	Hartwick (Head Coach)
2001-09	St. John Fisher (Head Coach)
2010	Clemson (Assistant Coach)
2011-12	Clemson (Assistant Head Coach)
2013-15	Clemson (Associate Head Coach)
2016-Pres.	Cornell (Head Coach)

PLAYING EXPERIENCE

1986-87	Mohawk Valley Community College
1990	SUNY Cortland
1991	SUNY Oneonta

EDUCATION

SUNY Cortland

B.S., Economics and Management Science, 1990

COACHING CAREER

SEASON	RECORD	W%	CONF.	W%
HARTWICK (1999-2000)				
1999	9-22	.290	—	—
2000	12-18	.400	3-3	.500
TOTALS	21-40	.344	3-3	.500
ST. JOHN FISHER (2001-09)				
2001	19-14	.576	6-2	.750
2002	15-19	.441	3-3	.500
2003	16-16	.500	4-4	.500
2004	27-14	.659	4-4	.500
2005	22-15	.595	5-3	.625
2006	26-15	.634	9-7	.563
2007	28-13	.683	7-5	.583
2008	25-14-2	.634	9-7	.563
2009	22-17	.564	8-8	.500
TOTAL	200-137-2	.593	55-43	.561
CORNELL (2016-PRES.)				
2016	14-24	.368	7-13	.350
2017	21-17	.553	9-11	.450
2018	14-22-1	.392	9-12	.429
2019	14-24	.368	8-13	.381
2020	1-8	.111	—	—
2021	— NO SEASON (COVID-19 PANDEMIC) —			
2022	11-25	.306	5-16	.238
2023	9-26	.257	8-13	.381
2024	17-21	.447	11-10	.524
2025	5-6	.455	0-0	.000
TOTALS	106-173-1	.380	57-87	.396
OVERALL	327-350-3	.483	115-134	.462



#14

TOM FORD

ASSOCIATE HEAD COACH
35TH SEASON AT CORNELL



#27

JOHN TOPPA

ASSISTANT COACH
3RD SEASON AT CORNELL



#35

ROBBY FARIS

ASSISTANT COACH
1ST SEASON AT CORNELL

2025 INDIVIDUAL AND TEAM GAME HIGHS

INDIVIDUAL GAME HIGHS

BATTING

At-Bats	6, (3x), Last: Ryan Porter, at Towson (3/15/25 — G2)
Runs Scored	4, Caden Wildman, at UMBC (3/15/25 — G2)
Hits	4, Ryan Porter, at Towson (3/15/25 — G2)
Runs Batted In	8, Ryan Porter, at Towson (3/15/25 — G2)
Doubles	1, (18x), Last: Kevin Hager, Kyle Musser, Ryan Porter, & Mark Quatrani, at Towson (3/15/25 — G2)
Triples	1, (3x), Last: John Quinlan, at Towson (3/15/25 — G2)
Home Runs	2, (2x), Last: Ryan Porter, at Towson (3/15/25 — G2)
Walks Drawn	3, Caden Wildman, at UMBC (3/1/25 — G2)
Strikeouts	4, Jakobi Davis, at UAB (3/8/25)
Sacrifice Bunts	1, (3x), Last: Caden Wildman, at Towson (3/16/25)
Sacrifice Flies	1, (4x), Last: Max Jensen, at Towson (3/15/25 — G1)
Stolen Bases	1, (11x), Last: Caden Wildman, at Towson (3/16/25)
Hit by Pitches	2, (3x), Last: Mark Quatrani, at Towson (3/15/25 — G2)
Caught Stealing	1, (3x), Last: Owen Carlson, at Towson (3/15/25 — G1)

PITCHING

Innings Pitched	6.0, (2x), Last: Carson Mayfield, vs. Michigan State (3/7/25)
Hits Allowed	8, Huxley Holcombe, at Towson (3/16/25 — G2)
Runs Allowed	10, Huxley Holcombe, at #17 Duke (2/23/25)
Earned Runs	10, Huxley Holcombe, at #17 Duke (2/23/25)
Walks Issued	6, (2x), Last: Chris Ellison, at Towson (3/16/25)
Strikeouts	5, (3x), Last: Carson Mayfield, at Towson (3/15/25 — G1)
Doubles Allowed	3, Huxley Holcombe, vs. UAB (3/8/25)
Triples Allowed	1, (3x), Last: Ryan Porter, at Winthrop (3/9/25)
HR Allowed	3, Carson Mayfield, at UMBC (3/1/25 — G1)
Wild Pitches	1, (10x), Last: Chris Ellison, at Towson (3/16/25)
Hit Batsmen	3, Chris Ellison, at Winthrop (3/9/25)

FIELDING

Putouts	12, Max Jensen, at #17 Duke (2/21/25)
Assists	6, Kevin Hager, at UMBC (3/1/25 — G1)
Errors	1, (9x), Last: Caden Wildman, at Towson (3/16/25)
Passed Balls	1, Mark Quatrani, at #17 Duke (2/23/25)

TEAM GAME HIGHS

BATTING

At-Bats	43, at Towson (3/15/25 — G2)
Runs Scored	18, at Towson (3/15/25 — G2)
Hits	20, at Towson (3/15/25 — G2)
Runs Batted In	15, (2x), Last: at Towson (3/15/25 — G2)
Doubles	4, (2x), Last: at Towson (3/15/25 — G2)
Triples	1, (3x), Last: at Towson (3/15/25 — G2)
Home Runs	4, at Towson (3/15/25 — G2)
Walks Drawn	11, at UMBC (3/1/25 — G2)
Strikeouts	13, vs. UAB (3/8/25)
Sacrifice Bunts	1, (3x), Last: at Towson (3/16/25)
Sacrifice Flies	1, (4x), Last: at Towson (3/15/25 — G1)
Stolen Bases	3, at Towson (3/15/25 — G2)
Hit by Pitches	4, at Towson (3/15/25 — G2)
Caught Stealing	1, (3x), Last: at Towson (3/15/25 — G1)
Hit into Double Plays	3, at Towson (3/16/25)
Runners Left on Base	12, at Towson (3/15/25 — G2)

PITCHING

Innings Pitched	10.0, at UMBC (3/1/25 — G1)
Hits Allowed	13, at #17 Duke (2/22/25)
Runs Allowed	18, at #17 Duke (2/23/25)
Earned Runs	18, at #17 Duke (2/23/25)
Walks Issued	15, at #17 Duke (2/22/25)
Strikeouts	11, at UMBC (3/1/25 — G1)
Doubles Allowed	4, at Winthrop (3/9/25)
Triples Allowed	2, at #17 Duke (2/23/25)
Home Runs Allowed	5, at UMBC (3/1/25 — G1)
Wild Pitches	2, (3x), Last: at Winthrop (3/9/25)
Hit Batsmen	4, (2x), Last: at Winthrop (3/9/25)

FIELDING

Putouts	30, at UMBC (3/1/25 — G1)
Assists	14, vs. UAB (3/8/25)
Errors	2, (3x), Last: at Winthrop (3/9/25)
Passed Balls	1, at #17 Duke (2/23/25)
Double Plays Turned	2, (2x), Last: at #17 Duke (2/23/25)

2025 CORNELL BASEBALL JERSEY TRACKER



GRAY

Home: 0-0
Road: 2-1
Neutral: 0-1



RED

Home: 0-0
Road: 2-1
Neutral: 0-1



BLACK

Home: 0-0
Road: 1-2
Neutral: 0-0

Date	Opponent	Result	Date	Opponent	Result	Date	Opponent	Result
2/21	at Duke	W, 11-8	2/22	at Duke	L, 2-16	2/23	at Duke	L, 1-18
3/7	vs. Michigan State	L, 2-3	3/1 (G1)	at UMBC	W, 8-7 (10 inn.)	3/9	at Winthrop	L, 4-10
3/15 (G1)	at Towson	L, 5-6	3/1 (G2)	at UMBC	W, 16-13 (7 inn.)	3/16	at Towson	W, 8-5
3/15 (G2)	at Towson	W, 18-7 (8 inn.)	3/8	vs. UAB	L, 12-13			

A CORNELL TEAM SCORED...

10+ Runs in a Game (1 game)	18, at Towson (3/15/2025 - G2 - W, 18-7 - 8 inn.)
15+ Runs in a Game (1 game)	18, at Towson (3/15/2025 - G2 - W, 18-7 - 8 inn.)
20+ Runs in a Game (222 games)	27, at Towson (4/5/2017 - W, 27-14)
25+ Runs in a Game (222 games)	27, at Towson (4/5/2017 - W, 27-14)
30+ Runs in a Game (3,551 games)	44, vs. Union (4/24/1897 - W, 44-5)
5+ Runs in an Inning (1 game)	7, at Towson (3/15/2025 - G2 - T6 - W, 18-7 - 8 inn.)
6+ Runs in an Inning (1 game)	7, at Towson (3/15/2025 - G2 - T6 - W, 18-7 - 8 inn.)
7+ Runs in an Inning (1 game)	7, at Towson (3/15/2025 - G2 - T6 - W, 18-7 - 8 inn.)
8+ Runs in an Inning (6 games)	8, at UMBC (3/1/2025 - G2 - T3 - W, 16-13 - 7 inn.)
9+ Runs in an Inning (464 games)	12, at Harvard (4/10/2011 - G2 - T2 - W, 18-5)
10+ Runs in an Inning (464 games)	12, at Harvard (4/10/2011 - G2 - T2 - W, 18-5)
11+ Runs in an Inning (464 games)	12, at Harvard (4/10/2011 - G2 - T2 - W, 18-5)
12+ Runs in an Inning (464 games)	12, at Harvard (4/10/2011 - G2 - T2 - W, 18-5)
13+ Runs in an Inning (1,682 games)	13, at New Orleans (3/4/1981 - G2 - T6 - L, 18-25 - 7 inn.)
14+ Runs in an Inning (3,551 games)	15, vs. Union (4/24/1897 - B2 - W, 44-5)
15+ Runs in an Inning (3,551 games)	15, vs. Union (4/24/1897 - B2 - W, 44-5)
10+ Runs in Consecutive Games (26 games)	18, at Penn (4/13/2024 - G2 - W, 18-11) 11, at Penn (4/14/2024 - W, 11-9)
10+ Runs in 3+ Straight Games (349 games)	15, at JMU (3/15/2014 - G1 - L, 15-16) 17, at JMU (3/15/2014 - G2 - W, 17-8) 14, at JMU (3/16/2014 - W, 14-8 - 10 inn.)
10+ Runs in 4+ Straight Games (3,433 games)	16, at Virginia (4/7/1902 - W, 16-10) 10, at Navy (4/9/1902 - W, 10-6) 11, vs. Rochester (4/12/1902 - W, 11-1) 12, vs. Niagara (4/19/1902 - W, 12-4) 10, vs. Columbia (4/26/1902 - W, 10-7)
15+ Runs in Consecutive Games (350 games)	15, at JMU (3/15/2014 - G1 - L, 15-16) 17, at JMU (3/15/2014 - G2 - W, 17-8)
20+ Runs in Consecutive Games (2,112 games)	27, vs. Syracuse (5/11/1886 - W, 27-0 - 7 inn.) 24, vs. Union (5/14/1886 - W, 24-4)

A CORNELL TEAM RECORDED...

15+ Hits in a Game (1 game)	20, at Towson (3/15/2025 - G2 - W, 18-7 - 8 inn.)
20+ Hits in a Game (1 game)	20, at Towson (3/15/2025 - G2 - W, 18-7 - 8 inn.)
25+ Hits in a Game (222 games)	28, at Towson (4/5/2017 - W, 27-14)
5+ Doubles in a Game (66 games)	6, at Columbia (4/2/2023 - G2 - W, 13-8)
6+ Doubles in a Game (66 games)	6, at Columbia (4/2/2023 - G2 - W, 13-8)
7+ Doubles in a Game (236 games)	7, at George Mason (3/12/2017 - W, 9-3)
8+ Doubles in a Game (351 games)	9, at James Madison (3/15/2014 - G1 - L, 15-16)
9+ Doubles in a Game (351 games)	9, at James Madison (3/15/2014 - G1 - L, 15-16)
2+ Triples in a Game (93 games)	3, vs. Dartmouth (4/23/2022 - G1 - W, 12-7)
3+ Triples in a Game (93 games)	3, vs. Dartmouth (4/23/2022 - G1 - W, 12-7)
4+ Triples in a Game (922 games)	4, at Bucknell (3/4/2000 - G2 - W, 8-6)
3+ Home Runs in a Game (0 games)	3, at Towson (3/16/2025 - W, 8-5)
4+ Home Runs in a Game (1 game)	4, at Towson (3/15/2025 - G2 - W, 18-7 - 8 inn.)
5+ Home Runs in a Game (33 games)	7, vs. Dartmouth (3/30/2024 - G2 - W, 17-2)
6+ Home Runs in a Game (33 games)	7, vs. Dartmouth (3/30/2024 - G2 - W, 17-2)
7+ Home Runs in a Game (33 games)	7, vs. Dartmouth (3/30/2024 - G2 - W, 17-2)
Leadoff Home Run (141 games)	Adam Saks, at Harvard (4/13/2019 - G2 - L, 1-7)
Back-to-Back Home Runs (33 games)	vs. Dartmouth (3/30/2024 - G2 - W, 17-2) Mark Quatrani (grand slam) & Matt Barnhorst (solo) - B5, & Kevin Hager (solo) - B5, & Jakobi Davis (solo) & John Quinlan (solo) - B7,
Back-to-Back-to-Back HRs (33 games)	vs. Dartmouth (3/30/2024 - G2 - W, 17-2) Mark Quatrani (grand slam), Matt Barnhorst (solo), Kevin Hager (solo)
Two Grand Slams in a Game (27 games)	at Penn (4/13/2024 - G2 - W, 18-11) Caden Wildman - T7 & T8
Drew 10+ Walks in a Game (6 games)	11, at UMBC (3/1/2025 - G2 - W, 16-13 - 7 inn.)
Drew 15+ Walks in a Game (1,045 games)	16, at Bucknell (5/1/1996 - G1 - W, 18-3)
Zero Strikeouts in a Game (449 games)	vs. Brown (4/3/2011 - G1 - L, 2-5)
Hit by 3+ Pitches in a Game (1 game)	4, at Towson (3/15/2025 - G2 - W, 18-7 - 8 inn.)
Hit by 4+ Pitches in a Game (1 game)	4, at Towson (3/15/2025 - G2 - W, 18-7 - 8 inn.)
Hit by 5+ Pitches in a Game (337 games)	5, at Yale (4/5/2014 - G2 - W, 6-4)
Hit by 6+ Pitches in a Game (656 games)	7, at Penn (4/15/2006 - G2 - W, 23-10)
Hit by 7+ Pitches in a Game (656 games)	7, at Penn (4/15/2006 - G2 - W, 23-10)
4+ Stolen Bases in a Game (15 games)	4, at Brown (5/5/2024 - W, 9-4)
5+ Stolen Bases in a Game (56 games)	5, vs. Princeton (4/22/2023 - G1 - L, 5-8)
6+ Stolen Bases in a Game (115 games)	7, at Coppin State (3/5/2022 - G2 - W, 14-5)
7+ Stolen Bases in a Game (115 games)	7, at Coppin State (3/5/2022 - G2 - W, 14-5)
8+ Stolen Bases in a Game (352 games)	9, at George Washington (3/9/2014 - G2 - W, 8-1)
9+ Stolen Bases in a Game (352 games)	9, at George Washington (3/9/2014 - G2 - W, 8-1)
10+ Stolen Bases in a Game (2,438 games)	10, vs. Sampson AFB (6/2/1952 - W, 8-3)

A CORNELL PITCHING STAFF...

Threw No-Hitter (427 games)	Connor Kaufmann, vs. Dartmouth (4/1/2012 - W, 2-0)
Threw Combined No-Hitter (1,345 games)	Kerry Brooks (3 inn.), Rob Wilson (3 inn.), & Doug Petillo (1 inn.), vs. Rochester (4/5/1989 - G1 - W, 2-1)
Threw Perfect Game (1,876 games)	Gary Gronowski, vs. Oneonta (5/11/1976 - W, 1-0)
Held Opponent to One Hit (140 games)	at Harvard (4/14/2019 - W, 2-0)
Held Opponent to One Hit at Home (62 games)	vs. Princeton (4/30/2017 - W, 13-1)
Held Opponent to One Hit on Road (99 games)	at Harvard (4/14/2019 - W, 2-0)
Shutout Opponent (86 games)	at Brown (5/7/22 - G2 - W, 3-0)
Shutout in Ivy League Game (24 games)	at Brown (5/7/22 - G2 - W, 3-0)
Posted Consecutive Shutouts (1,451 games)	vs. Oneonta (5/2/1986 - G1 - W, 4-0 - 7 inn.) vs. Oneonta (5/2/1986 - G2 - W, 5-0 - 7 inn.)
Struck out 10+ Batters (6 games)	10, at UMBC (3/1/2025 - G2 - W, 16-13 - 7 inn.)
Struck out 11+ Batters (7 games)	11, at UMBC (3/1/2025 - G1 - W, 8-7 - 10 inn.)
Struck out 12+ Batters (25 games)	12, at Binghamton (4/16/2024 - W, 9-7)
Struck out 13+ Batters (36 games)	13, at Princeton (3/22/2024 - G2 - L, 3-4)
Struck out 14+ Batters (124 games)	14, vs. Niagara (2/29/2020 - G2 - L, 6-8)
Struck out 15+ Batters (188 games)	15, vs. Canisius (4/4/2018 - W, 6-5)
Struck out 16+ Batters (529 games)	18, at Princeton (4/29/2009 - W, 9-0)
Struck out 17+ Batters (529 games)	18, at Princeton (4/29/2009 - W, 9-0)
Struck out 18+ Batters (529 games)	18, at Princeton (4/29/2009 - W, 9-0)

A CORNELL PITCHING STAFF ALLOWED...

10+ Runs in a Game (3 games)	10, at Winthrop (3/9/2025 - L, 4-10)
15+ Runs in a Game (8 games)	18, at #17 Duke (2/23/2025 - L, 1-18)
20+ Runs in a Game (41 games)	20, at Georgetown (3/10/2024 - G2 - L, 0-20)
25+ Runs in a Game (754 games)	31, at UC Santa Barbara (3/25/2004 - L, 3-31)
30+ Runs in a Game (754 games)	31, at UC Santa Barbara (3/25/2004 - L, 3-31)
5+ Runs in an Inning (4 games)	6, vs. UAB (3/8/2025 - T6 - L, 12-13)
6+ Runs in an Inning (4 games)	6, vs. UAB (3/8/2025 - T6 - L, 12-13)
7+ Runs in an Inning (6 games)	7, at UMBC (3/1/2025 - G2 - B1 - W, 16-13 - 7 inn.)
8+ Runs in an Inning (8 games)	9, at #17 Duke (2/23/2025 - B5 - L, 1-18)
9+ Runs in an Inning (8 games)	9, at #17 Duke (2/23/2025 - B5 - L, 1-18)
10+ Runs in an Inning (42 games)	16, at Georgetown (3/10/2024 - G1 - B2 - L, 6-24)
15+ Runs in an Inning (42 games)	16, at Georgetown (3/10/2024 - G1 - B2 - L, 6-24)

A CORNELL TEAM DEFENSIVELY...

Committed 4+ Errors (64 games)	4, vs. Brown (4/8/2023 - L 8-12)
Committed 5+ Errors (94 games)	6, vs. Binghamton (4/20/2022 - W, 10-9 - 10 inn.)
Committed 6+ Errors (94 games)	6, vs. Binghamton (4/20/2022 - W, 10-9 - 10 inn.)
Committed 7+ Errors (1,018 games)	7, at Le Moyne (4/15/1997 - L, 8-14)
Committed 8+ Errors (1,078 games)	8, at Pacific (3/20/1996 - L, 7-18)
Committed 9+ Errors (1,218 games)	10, vs. Le Moyne (4/8/1992 - G1 - L, 3-19)
Committed 10+ Errors (1,218 games)	10, vs. Le Moyne (4/8/1992 - G1 - L, 3-19)
Turned 3+ Double Plays (13 games)	3, vs. Penn (5/19/2024 - W, 7-6)
Turned 4+ Double Plays (454 games)	4, vs. Penn (4/24/2011 - G2 - L, 2-10)
No Errors in 3+ Straight Games (8 games)	4 games (5/20/2024 - 2/23/25)
No Errors in 4+ Straight Games (8 games)	4 games (5/20/2024 - 2/23/25)

A CORNELL TEAM...

Played to a Tie (184 games)	vs. Binghamton (4/10/2018 - T, 9-9 - 9.5 inn. - darkness)
Won in Extra Innings (7 games)	at UMBC (3/1/2025 - G1 - W, 8-7 - 10 inn.)
Lost in Extra Innings (16 games)	at Brown (5/4/2024 - G2 - L, 12-13 - 10 inn.)
Consecutive Extra-Inning Games (196 games)	at Fordham (3/17/2018 - L, 3-4 - 10 inn.; W, 4-3 - 10 inn.)
Played 11-Plus Innings (159 games)	at Navy (3/9/2019 - G2 - W, 3-2 - 11 inn.)
Played 12-Plus Innings (313 games)	vs. LIU Brooklyn (3/13/2015 - L, 4-5 - 12 inn.)
Played 13-Plus Innings (321 games)	at Princeton (4/27/2014 - G2 - W, 4-2 - 14 inn.)
Played 14-Plus Innings (321 games)	at Princeton (4/27/2014 - G2 - W, 4-2 - 14 inn.)
Played a Top-25 Team (8 games)	at #17 Duke (2/23/2025 - L, 1-18)
Defeated a Top-25 Team (10 games)	at #17 Duke (2/22/2025 - W, 11-8)
Swept Doubleheader (1 DHs)	at UMBC (3/1/2025 - W, 8-7 - 10 inn.; W, 16-13 - 7 inn.)
Swept 3-Game Series (7 series)	vs. Dartmouth (3/30/2024 - 3/31/2024)
Swept 3-Game Ivy Series (5 series)	vs. Dartmouth (3/30/2024 - 3/31/2024)
Swept 4-Game Series (25 series)	at Maryland Eastern Shore (3/2/2012 - 3/4/2012)
Swept in Doubleheader (2 DHs)	at Brown (5/4/2024 - L, 2-11; L, 12-13 - 10 inn.)
Swept in 3-Game Series (3 series)	vs. Columbia (4/27/2024 - 4/28/2024)
Swept in 3-Game Ivy Series (1 series)	vs. Columbia (4/27/2024 - 4/28/2024)
Swept in 4-Game Series (9 series)	at Columbia (4/18/2015 - 4/19/2015)

Shaded row denotes occurred during 2025 season

A CORNELL INDIVIDUAL....

Scored 4+ Runs in a Game (6 games)	4, Caden Wildman, at UMBC (3/1/2025 - G2 - W, 16-13 - 7 inn.)
Scored 5+ Runs in a Game (222 games)	5, Will Simoneit, at Towson (4/5/2017 - W, 24-17)
Recorded 4+ Hits in a Game (1 game)	4, Ryan Porter, at Towson (3/15/2025 - G2 - W, 18-7 - 8 inn.)
Recorded 5+ Hits in a Game (146 games)	5, Will Simoneit, at Army (4/3/2019 - W, 4-1)
Recorded 6+ Hits in a Game (222 games)	6, Trey Baur, at Towson (4/5/2017 - W, 24-17)
Recorded 2+ Doubles in a Game (18 games)	2, Nathan Waugh, at Binghamton (5/1/2024 - W, 13-7)
Recorded 3+ Doubles in a Game (104 games)	3, Max Jensen, vs. Yale (4/2/2022 - G2 - W, 12-9)
Recorded 2+ Triples in a Game (93 games)	2, Sam Kaplan, vs. Dartmouth (4/23/2022 - G1 - W, 12-7)
Recorded 3+ Triples in a Game (1,753 games)	3, Steve Caputi, vs. SUNY Cortland (4/30/1979 - W, 15-11)
Hit 2+ Home Runs in a Game (1 game)	2, Ryan Porter, at Towson (3/15/2025 - G2 - W, 18-7 - 8 inn.)
Hit 3+ Home Runs in a Game (243 games)	3, Dale Wickham, vs. Princeton (4/30/2016 - G1 - W, 4-3)
Hit a Grand Slam in a Game (1 game)	Ryan Porter, at Towson (3/15/2025 - G2 - W, 18-7 - 8 inn.)
Hit 2+ Grand Slams in a Game (27 games)	Caden Wildman, at Penn (4/13/2024 - G2 - W, 18-11)
Recorded 5+ RBI in a Game (1 game)	8, Ryan Porter, at Towson (3/15/2025 - G2 - W, 18-7 - 8 inn.)
Recorded 6+ RBI in a Game (1 game)	8, Ryan Porter, at Towson (3/15/2025 - G2 - W, 18-7 - 8 inn.)
Recorded 7+ RBI in a Game (1 game)	8, Ryan Porter, at Towson (3/15/2025 - G2 - W, 18-7 - 8 inn.)
Recorded 8+ RBI in a Game (1 game)	8, Ryan Porter, at Towson (3/15/2025 - G2 - W, 18-7 - 8 inn.)
Drew 3+ Walks in a Game (6 games)	3, Caden Wildman, at UMBC (3/1/2025 - G2 - W, 16-13 - 7 inn.)
Drew 4+ Walks in a Game (165 games)	4, Justin Taylor, at Baylor (2/23/2019 - L, 3-10)
Drew 5+ Walks in a Game (1,771 games)	5, Steve Caputi, at Hawai'i-Hilo (3/21/1979 - W, 9-8)
Stole 2+ Bases in a Game (15 games)	2, Max Jensen, at Brown (5/5/2024 - W, 9-4)
Stole 3+ Bases in a Game (56 games)	3, Ryan Porter, vs. Princeton (4/22/2023 - G1 - L, 5-8)
Stole 4+ Bases in a Game (352 games)	6, Tom D'Alessandro, at George Washington (3/9/2014 - G2 - W, 8-1)
Stole 5+ Bases in a Game (352 games)	6, Tom D'Alessandro, at George Washington (3/9/2014 - G2 - W, 8-1)
Stole 6+ Bases in a Game (352 games)	6, Tom D'Alessandro, at George Washington (3/9/2014 - G2 - W, 8-1)
Hit by 2+ Pitches in a Game (1 game)	2, Mark Quatrani, at Towson (3/15/2025 - G2 - W, 18-7 - 8 inn.)
Hit by 3+ Pitches in a Game (582 games)	3, Mickey Brodsky, vs. Harvard (4/8/2008 - G2 - L, 1-2)
Recorded Walk-Off Win (24 games)	John Quinlan (two-run double), vs. Yale (4/20/2024 - W, 10-9 - 10 inn.)
Recorded Walk-Off Home Run (134 games)	Will Simoneit (3-run), vs. Penn (4/28/2019 - W, 8-7)
Recorded 10-Game Hit Streak	20 games, Max Jensen (2024-25)
Recorded 15-Game Hit Streak	20 games, Max Jensen (2024-25)
Recorded 20-Game Hit Streak	20 games, Max Jensen (2024-25)
Recorded 15-Game On-Base Streak	29 games, Max Jensen (2024-25) - active
Recorded 20-Game On-Base Streak	29 games, Max Jensen (2024-25) - active
Recorded 30-Game On-Base Streak	42 games, Nathan Waugh (2023-24)
Recorded 40-Game On-Base Streak	42 games, Nathan Waugh (2023-24)

A CORNELL PITCHER...

Threw 7-Inning No-Hitter (427 games)	Connor Kaufmann, vs. Dartmouth (4/1/2012 - W, 2-0)
Threw 9-Inning No-Hitter (2,161 games)	Larry Rafalski, vs. Hartwick (4/25/1968 - W, 7-0)
Threw Perfect Game (1,876 games)	Gary Gronowski, vs. Oneonta (5/11/1976 - W, 1-0) - 7-inning game
Threw 7-Inning Complete Game (212 games)	Tim Willittes, vs. Penn (4/22/2017 - G1 - L, 0-5)
Threw 7-Inning Complete Game Shutout (283 games)	Brian McAfee, vs. Princeton (4/26/2015 - G1 - W, 10-0)
Threw 9-Inning Complete Game (86 games)	Luke Yacinich, at Brown (5/7/2022 - G1 - W, 3-0) - 111 pitches
Threw 9-Inning Complete Game Shutout (86 games)	Luke Yacinich, at Brown (5/7/2022 - G1 - W, 3-0) - 111 pitches
Pitched 3+ Scoreless Innings of Relief (23 games)	Ryan Porter (3.0 IP), vs. Yale (4/20/2024 - G2 - W, 8-2) - 47 pitches
Pitched 3+ Hitless Innings of Relief (76 games)	Spencer Edwards (3.0 IP), at VCU (3/11/2023 - L, 5-10) - 48 pitches
Pitched 4+ Scoreless Innings of Relief (31 games)	Huxley Holcombe (5.0 IP), vs. Harvard (4/6/2024 - W, 6-5) - 64 pitches
Pitched 5+ Scoreless Innings of Relief (31 games)	Huxley Holcombe (5.0 IP), vs. Harvard (4/6/2024 - W, 6-5) - 64 pitches
Struck out 10+ Batters (240 games)	10, Justin Lewis, at Navy (3/4/2017 - G2 - L, 7-8)
Struck out 11+ Batters (271 games)	13, Tim Willittes, at Bucknell (3/19/2016 - G2 - W, 5-2)
Struck out 12+ Batters (271 games)	13, Tim Willittes, at Bucknell (3/19/2016 - G2 - W, 5-2)
Struck out 13+ Batters (271 games)	13, Tim Willittes, at Bucknell (3/19/2016 - G2 - W, 5-2)
Struck out 14+ Batters (775 games)	15, Chris Schutt, at Columbia (4/19/2003 - G2 - W, 7-1)
Struck out 15+ Batters (775 games)	15, Chris Schutt, at Columbia (4/19/2003 - G2 - W, 7-1)

Shaded row denotes occurred during 2025 season

PLAYER PERFORMANCES

MULTI-HIT GAMES	2025	REC	CAREER	REC
Barela	—	0-0	—	0-0
Beaulieu	—	0-0	—	0-0
Carlson	3	1-2	6	3-3
Davis	3	3-0	17	9-8
Dillon	—	0-0	—	0-0
Hager	6	3-3	11	6-5
Jaun	—	0-0	—	0-0
Jensen	4	3-1	40	17-23
L. Johnson	1	1-0	5	3-2
Marko	—	0-0	—	0-0
Musser	3	2-1	6	4-2
Porter	3	2-1	15	8-7
Quatrani	4	3-1	16	9-7
Quinlan	1	0-1	28	16-12
Shin	—	0-0	—	0-0
Swiderski	—	0-0	7	1-6
Urofsky	—	0-0	—	0-0
Walters	—	0-0	—	0-0
Wildman	2	2-0	10	7-3
MULTI-RBI GAMES	2025	REC	CAREER	REC
Barela	—	0-0	—	0-0
Beaulieu	—	0-0	—	0-0
Carlson	—	0-0	—	0-0
Davis	2	1-1	11	6-5
Dillon	—	0-0	—	0-0
Hager	3	2-1	6	4-2
Jaun	—	0-0	—	0-0
Jensen	2	2-0	23	16-7
L. Johnson	1	1-0	3	3-0
Marko	—	0-0	—	0-0
Musser	2	1-1	5	2-3
Porter	2	1-1	11	5-6
Quatrani	3	1-2	14	9-5
Quinlan	5	4-1	12	10-2
Shin	—	0-0	—	0-0
Swiderski	1	1-0	4	2-2
Urofsky	—	0-0	—	0-0
Walters	—	0-0	—	0-0
Wildman	2	2-0	7	6-1
QUALITY STARTS	2025	REC	CAREER	REC
Biben	—	0-0	—	0-0
Ellison	—	0-0	—	0-0
Foster	—	0-0	—	0-0
Gerfen	—	0-0	—	0-0
Hamill	—	0-0	5	4-1
Hegarty	—	0-0	—	0-0
Holcombe	—	0-0	—	0-0
Jaun	—	0-0	—	0-0
Jennewein	—	0-0	—	0-0
B. Johnson	—	0-0	—	0-0
Keene	—	0-0	—	0-0
Keller	—	0-0	5	3-2
Magill	—	0-0	—	0-0
Mayfield	2	0-2	2	0-2
McHugh	—	0-0	—	0-0
Porter	—	0-0	—	0-0
Ramos	—	0-0	—	0-0
Shea	—	0-0	—	0-0
Siwinski	—	0-0	—	0-0
Van Sice	—	0-0	—	0-0

2025 CORNELL OVERALL STATISTICS

Overall5-6

Home0-0

Away5-4

Neutral0-2

Ivy League0-0

BATTING STATISTICS

#	PLAYER	AVG	GP	GS	AB	R	H	2B	3B	HR	RBI	TB	SLG%	BB	HBP	SO	GDP	OB%	SF	SH	SB	ATT
12	Ryan Porter	.476	10	4	21	5	10	2	0	3	11	21	1.000	2	0	3	0	.522	0	0	0	0
20	Kevin Hager	.429	11	11	35	13	15	3	0	2	11	24	.686	8	5	6	0	.571	1	0	0	0
7	Max Jensen	.326	11	11	46	11	15	1	1	4	9	30	.652	8	1	7	1	.429	1	0	3	4
19	Mark Quatrani	.302	11	11	43	11	13	3	0	2	7	22	.512	6	5	10	1	.444	0	0	0	0
22	Jakobi Davis	.300	11	11	40	9	12	1	1	2	6	21	.525	9	1	14	0	.440	0	0	1	1
15	Owen Carlson	.257	10	10	35	6	9	0	0	0	4	9	.257	4	1	11	0	.333	2	0	0	1
4	Caden Wildman	.243	10	10	37	10	9	2	0	1	5	14	.378	7	0	13	0	.364	0	2	2	2
6	Kyle Musser	.217	11	11	46	6	10	2	0	1	8	15	.326	6	3	10	2	.345	0	0	1	1
1	John Quinlan	.200	11	11	50	8	10	2	1	2	11	20	.400	8	1	11	2	.322	0	1	3	3
8	Luke Johnson	.171	9	8	35	5	6	1	0	1	5	10	.286	2	1	6	0	.237	0	0	1	2
18	TJ Swidorski	.333	6	1	6	3	2	1	0	0	3	3	.500	2	0	1	0	.500	0	0	0	0
2	Mason Barela	.333	3	0	3	0	1	0	0	0	0	1	.333	0	0	1	0	.333	0	0	0	0
31	Ryan Dillon	.000	1	0	1	0	0	0	0	0	0	0	.000	0	0	1	0	.000	0	0	0	0
TOTALS		.281	11		398	87	112	18	3	18	80	190	.477	62	18	94	6	.398	4	3	11	14
OPPONENTS		.286	11		360	106	103	16	3	19	97	182	.506	87	19	73	6	.443	6	5	16	22

PITCHING STATISTICS

#	PLAYER	ERA	W	L	APP	GS	CG	SHO	SV	IP	H	R	ER	BB	SO	2B	3B	HR	AB	AVG	WP	HBP	BK	SFA	SHA
32	Carson Mayfield	2.61	1	0	4	4	0	0/0	0	20.2	12	9	6	6	15	0	0	5	72	.167	0	4	0	0	1
3	Chris Ellison	8.74	0	2	3	3	0	0/0	0	11.1	12	12	11	12	5	2	0	1	42	.286	2	3	1	0	2
37	Huxley Holcombe	11.57	0	0	4	2	0	0/0	0	16.1	25	23	21	10	10	4	0	4	69	.362	0	3	0	0	1
21	John Gerfen	0.00	0	0	1	0	0	0/0	0	0.0	0	0	0	0	0	0	0	0	0	.000	0	0	0	0	0
36	Nathaniel Jennewein	5.91	1	0	6	0	0	0/0	0	10.2	10	8	7	10	7	2	0	2	39	.256	2	1	0	1	0
12	Ryan Porter	6.75	1	0	5	0	0	0/0	0	6.2	9	6	5	5	6	1	1	1	27	.333	0	2	0	0	1
26	John Hegarty	10.13	0	1	6	0	0	0/0	1	8.0	13	9	9	6	10	5	0	1	34	.382	2	3	0	2	0
42	Josh Shea	10.80	0	0	3	0	0	0/0	0	1.2	4	2	2	1	3	0	1	0	9	.444	0	0	0	0	0
18	TJ Swidorski	13.50	0	0	2	0	0	0/0	0	1.1	0	2	2	2	0	0	0	0	5	.000	1	1	0	0	0
30	William Jaun	16.88	0	2	5	0	0	0/0	1	5.1	5	10	10	12	7	0	0	1	21	.238	0	0	0	0	0
44	Sam Keene	19.64	1	0	4	0	0	0/0	0	3.2	2	8	8	9	4	0	1	0	12	.167	1	0	0	1	0
16	Noah Keller	20.57	1	1	4	2	0	0/0	0	7.0	10	16	16	14	5	2	0	3	28	.357	2	2	0	2	0
28	Max Foster	27.00	0	0	1	0	0	0/0	0	0.1	1	1	1	0	1	0	0	1	2	.500	0	0	0	0	0
TOTALS		9.48	5	6		11	0	0	2	93.0	103	106	98	87	73	16	3	19	360	.286	10	19	1	6	5
OPPONENTS		6.59	6	5		11	0	0	1	97.0	112	87	71	62	94	18	3	18	398	.281	9	18	4	4	3

2024 CORNELL IVY LEAGUE STATISTICS

Overall17-21

Home7-5

Away8-14

Neutral2-2

Ivy League11-10

BATTING STATISTICS

#	PLAYER	AVG	GP	GS	AB	R	H	2B	3B	HR	RBI	TB	SLG%	BB	HBP	SO	GDP	OB%	SF	SH	SB	ATT
1	John Quinlan	.424	21	21	99	27	42	5	1	3	13	58	.586	7	2	13	0	.472	0	2	7	9
7	Max Jensen	.402	21	21	92	18	37	5	1	3	26	53	.576	9	3	8	0	.471	0	0	3	3
6	Kyle Musser	.381	10	3	21	5	8	0	0	0	1	8	.381	3	1	4	1	.480	0	0	0	0
19	Mark Quatrani	.333	19	19	69	14	23	2	0	7	30	46	.667	10	9	9	2	.477	0	0	1	1
4	Caden Wildman	.304	21	19	79	17	24	2	0	3	18	35	.443	3	5	22	2	.368	0	1	4	4
22	Jakobi Davis	.286	21	21	70	17	20	2	1	3	10	33	.471	12	1	25	0	.398	0	2	4	5
20	Kevin Hager	.268	11	11	41	7	11	0	0	2	4	17	.415	3	1	12	0	.333	0	1	0	0
23	Braden Mack	.265	13	13	49	8	13	2	0	1	15	18	.367	0	1	15	3	.275	1	1	0	1
8	Luke Johnson	.256	15	9	39	8	10	1	0	0	0	11	.282	4	2	9	0	.356	0	0	0	0
18	TJ Swidorski	.244	10	10	41	8	10	1	0	0	3	11	.268	2	2	12	0	.304	1	0	2	3
40	Nathan Waugh	.228	21	21	79	23	18	4	0	3	17	31	.392	15	5	30	0	.376	2	0	0	0
2	Matt Barnhorst	.185	21	21	81	12	15	4	0	6	19	37	.457	3	1	26	1	.221	1	3	2	5
15	Owen Carlson	.143	7	0	7	0	1	0	0	0	0	1	.143	0	0	2	0	.143	0	0	0	0
12	Ryan Porter	.000	9	0	1	0	0	0	0	0	0	0	.000	0	0	1	0	.000	0	0	0	0
37	Huxley Holcombe	.000	8	2	0	0	0	0	0	0	0	0	.000	0	1	0	0	1.000	0	0	0	0
TOTALS		.302	21		768	164	232	28	3	31	156	359	.467	71	34	188	9	.384	5	10	23	31
OPPONENTS		.286	21		724	156	207	42	4	20	146	317	.438	107	36	147	10	.398	13	14	27	33

PITCHING STATISTICS

#	PLAYER	ERA	W	L	APP	GS	CG	SHO	SV	IP	H	R	ER	BB	SO	2B	3B	HR	AB	AVG	WP	HBP	BK	SFA	SHA
25	Beck Urofsky	0.00	0	0	1	0	0	0/0	0	0.1	0	0	0	0	0	0	0	0	1	.000	0	1	0	0	0
3	Chris Ellison	2.57	3	0	9	0	0	0/0	0	14.0	6	4	4	9	10	1	0	0	45	.133	1	2	0	2	0
21	John Gerfen	3.86	0	0	3	0	0	0/0	0	2.1	3	1	1	0	3	1	0	0	11	.273	0	0	1	0	0
13	Ethan Hamill	5.18	3	2	7	7	0	0/0	0	40.0	40	26	23	16	20	8	1	2	148	.270	1	6	0	2	4
16	Noah Keller	6.25	1	4	7	7	0	0/0	0	31.2	43	27	22	13	30	10	0	4	131	.328	1	5	1	1	3
33	Von Baker	6.61	1	0	7	0	0	0/0	0	16.1	14	12	12	12	14	1	1	3	60	.233	2	6	0	3	1
37	Huxley Holcombe	6.66	2	1	7	2	0	0/0	0	24.1	20	20	18	17	17	7	1	4	86	.233	2	3	0	1	4
32	Carson Mayfield	7.58	1	0	4	4	0	0/0	0	19.0	22	16	16	5	19	3	0	2	75	.293	1	3	0	0	1
30	William Jaun	8.38	0	1	4	1	0	0/0	1	9.2	10	10	9	9	10	1	0	1	38	.263	3	3	0	1	0
12	Ryan Porter	9.00	0	1	8	0	0	0/0	2	18.0	27	18	18	10	13	5	1	2	74	.365	3	4	1	1	1
36	Nathaniel Jennewein	10.24	0	0	6	0	0	0/0	0	9.2	12	11	11	9	11	1	0	1	39	.308	2	1	0	1	0
9	Story Kimura	20.25	0	1	3	0	0	0/0	0	2.2	9	7	6	5	0	3	0	1	15	.600	1	1	0	1	0
17	William Stephens	∞	0	0	1	0	0	0/0	0	0.0	1	4	4	2	0	1	0	0	1	1.000	0	1	0	0	0
TOTALS		6.89	11	10	21	0	0	3	188.0	207	156	144	107	147	42	4	20	724	.286	17	36	3	13	14	
OPPONENTS		6.74	10	11	21	0	1	4	185.2	232	164	139	71	188	28	3	31	768	.302	20	34	1	5	10	

Gray shaded text denotes player not on 2024-25 roster

GAME-BY-GAME INFORMATION

DATE	OPPONENT	SCORE/	CORNELL				OPPONENT								WIN		LOSS		SAVE		TIME ATT.		
		TIME (ET)	R	H	E	LOB	R	H	E	LOB	REC	IVY	POS	GB									
2/21	at Duke	W, 11-8	11	11	0	9	8	6	3	4	1-0	—	—	—	Mayfield (1-0)	Johnson (0-2)	—		3:04	334			
2/22	at Duke	L, 2-16	2	6	0	9	16	13	0	12	1-1	—	—	—	Higgins (1-0)	Keller (0-1)	—		3:17	443			
2/23	at Duke	L, 1-18	1	8	0	11	18	12	1	3	1-2	—	—	—	Nard (1-0)	Ellison (0-1)	—		3:01	431			
3/1	at UMBC	W, 8-7 (10)	8	9	1	11	7	10	5	8	2-2	—	—	—	Porter (1-0)	Kelly (0-1)	—		3:06	247			
3/1	at UMBC	W, 16-13 (7)	16	11	1	10	13	6	5	7	3-2	—	—	—	Jennewein (1-0)	Bell (0-1)	Jaun (1)		3:04	279			
3/2	at UMBC	GAME CANCELED (NO MAKEUP SCHEDULED)																					
3/7	vs. Michigan St.	L, 2-3	2	8	2	11	3	6	1	5	3-3	—	—	—	Horvath (2-1)	Jaun (0-1)	—		2:51	235			
3/8	vs. UAB	L, 12-13	12	13	2	9	13	10	2	10	3-4	—	—	—	Ellis (1-0)	Jaun (0-2)	Olson (4)		4:01	207			
3/9	at Winthrop	L, 4-10	4	8	2	10	10	11	1	8	3-5	—	—	—	Gilley (2-1)	Ellison (0-2)	—		2:53	895			
3/15	at Towson	L, 5-6	5	5	0	6	6	10	1	9	3-6	—	—	—	Nabholz (2-0)	Hegarty (0-1)	—		3:15	150			
3/15	at Towson	W, 18-7 (8)	18	20	0	12	7	10	1	8	4-6	—	—	—	Keller (1-1)	Luczak (1-1)	—		3:13	150			
3/16	at Towson	W, 8-5	8	14	1	7	5	9	2	13	5-6	—	—	—	Keene (1-0)	DeProspero (1-2)	Hegarty (1)		3:00	83			
3/22	at Yale	11:30 a.m.																					
3/22	at Yale	2:30 p.m.																					
3/23	at Yale	12 p.m.																					
3/25	BINGHAMTON	3 p.m.																					
3/29	BROWN	11:30 a.m.																					
3/29	BROWN	2:30 p.m.																					
3/30	BROWN	12 p.m.																					
4/5	at Columbia	11:30 a.m.																					
4/5	at Columbia	2:30 p.m.																					
4/6	at Columbia	12 p.m.																					
4/8	at Bucknell	3:30 p.m.																					
4/12	PENN	11:30 a.m.																					
4/12	PENN	2:30 p.m.																					
4/13	PENN	1 p.m.																					
4/15	at Binghamton	6:30 p.m.																					
4/19	at Harvard	11:30 a.m.																					
4/19	at Harvard	2:30 p.m.																					
4/20	at Harvard	12 p.m.																					
4/26	at Dartmouth	11:30 a.m.																					
4/26	at Dartmouth	2:30 p.m.																					
4/27	at Dartmouth	12 p.m.																					
4/29	at Binghamton	6:30 p.m.																					
5/3	PRINCETON	11:30 a.m.																					
5/3	PRINCETON	2:30 p.m.																					
5/4	PRINCETON	12 p.m.																					

2025 CORNELL BASEBALL TV / PHOTO ROSTER



1

JOHN QUINLAN

OF • S/R • 5-9 • 185 • Sr.
Menlo Park, Calif.



2

MASON BARELA

C/INF • R/R • 5-9 • 195 • Fr.
Jupiter, Fla.



3

CHRIS ELLISON

RHP • R/R • 6-0 • 190 • Sr.
Howell, N.J.



4

CADAN WILDMAN

OF • R/R • 6-3 • 215 • Jr.
Woodbury, Minn.



5

TYLER BEAULIEU

OF • R/R • 6-1 • 175 • Fr.
Berwyn, Pa.



6

KYLE MUSSER

OF • R/R • 5-10 • 182 • Sr.
Lititz, Pa.



7

MAX JENSEN

INF • L/R • 6-3 • 210 • Sr.
Burke, Va.



8

LUKE JOHNSON

INF • R/R • 6-1 • 180 • So.
Coto de Caza, Calif.



9

GRAHAM BIBEN

RHP • R/R • 6-0 • 170 • So.
New York, N.Y.



11

MATTHEW WALTERS

OF • R/R • 5-11 • 195 • Jr.
Granbury, Texas



12

RYAN PORTER

OF/RHP • R/R • 6-0 • 185 • Sr.
Houston, Texas



13

ETHAN HAMILL

RHP • R/R • 6-3 • 200 • Jr.
Chester, Va.



15

OWEN CARLSON

INF • L/R • 5-11 • 180 • So.
Los Angeles, Calif.



16

NOAH KELLER

LHP • L/L • 6-1 • 210 • Jr.
Goodrich, Mich.



17

GUS MAGILL

RHP • R/R • 6-0 • 200 • Fr.
New York, N.Y.



18

TJ SWIDORSKI

INF • R/R • 6-0 • 185 • Jr.
Woodbury, Minn.



19

MARK QUATRANI

C • R/R • 5-11 • 200 • So.
Springfield, Pa.



20

KEVIN HAGER

INF • R/R • 6-0 • 190 • So.
Berkeley Heights, N.J.



21

JOHN GERFEN

LHP • R/L • 6-0 • 195 • Jr.
Brewster, N.Y.



22

JAKOBI DAVIS

OF • L/L • 6-4 • 210 • Sr.
Sarasota, Fla.



23

JAYDEN SHIN

INF • L/R • 6-2 • 205 • Fr.
Pennington, N.J.



25

BECK UROFSKY

INF • R/R • 6-4 • 225 • Jr.
Silver Spring, Md.



26

RYAN HEGARTY

RHP • L/R • 6-5 • 200 • Fr.
Needham, Mass.



28

MAX FOSTER

RHP • R/R • 6-3 • 210 • So.
Bethel, Conn.



29

WILL SIWINSKI

LHP • R/L • 6-3 • 195 • Fr.
San Francisco, Calif.



30

WILLIAM JAUN

1B/LHP • L/L • 6-3 • 225 • Fr.
Loveland, Ohio



31

RYAN DILLON

C • R/R • 6-2 • 185 • Fr.
Marlborough, Mass.



32

CARSON MAYFIELD

RHP • R/R • 6-5 • 200 • Jr.
Annandale, Va.



34

ETHAN VAN SICE

RHP • R/R • 5-9 • 170 • So.
Arlington, Va.



36

NATHANIEL JENNEW EIN

LHP • R/L • 5-11 • 180 • So.
Tampa, Fla.



37

HUXLEY HOLCOMBE

LHP • L/L • 6-6 • 180 • So.
Worcester, Mass.



38

BRAEDON JOHNSON

LHP • L/L • 6-3 • 220 • Fr.
Otego, N.Y.



40

TAVIAN RAMOS

RHP • R/R • 6-2 • 180 • Fr.
Nee nah, Wis.



41

JACKSON MARKO

C • R/R • 5-10 • 175 • Jr.
Syracuse, N.Y.



42

JOSH SHEA

RHP • R/R • 5-11 • 175 • Jr.
Cortlandt Manor, N.Y.



43

ETHAN MCHUGH

RHP • R/R • 5-9 • 165 • Jr.
Annandale, N.J.



44

SAM KEENE

LHP • L/L • 6-4 • 200 • Fr.
Cohasset, Mass.



24

DAN PEPICELLI

Head Coach
10th Season



14

TOM FORD

Associate Head Coach
35th Season at Cornell



27

JOHN TOPPA

Assistant Coach
4th Season



35

ROBBY FARIS

Assistant Coach
1st Season



GRACE DeSTEFANO

Athletic Trainer
3rd Season