

CORNELL BIG RED

2025 BASEBALL GAME NOTES

6 IVY LEAGUE REGULAR-SEASON CHAMPIONSHIPS | 7 ALL-AMERICANS | 60 FIRST TEAM ALL-IVY SELECTIONS

2025 SCHEDULE

FEBRUARY (1-2)

21	at #17 Duke (DH) (ACCNX)	W, 11-8
22	at #17 Duke (DH) (ACCNX)	L, 2-16
23	at #17 Duke (ACCNX)	L, 1-18

MARCH (2-3)

1	at UMBC (DH) (AmericaEast.tv)	W, 8-7 (10 inn.)
1	at UMBC (DH) (AmericaEast.tv)	W, 16-13
2	at UMBC (AmericaEast.tv)	Canceled

FIRST PITCH INVITATIONAL (GREENVILLE, S.C.)

7	vs. Michigan State (ESPN+)	L, 2-3
8	vs. UAB (ESPN+)	L, 12-13
9	at Winthrop (ESPN+)	L, 4-10
15	at Towson (DH)	11 a.m.
15	at Towson (DH)	2:30 p.m.
16	at Towson (FloBaseball)	1 p.m.
22	at Yale* (DH) (ESPN+)	11:30 a.m.
22	at Yale* (DH) (ESPN+)	2:30 p.m.
23	at Yale* (DH) (ESPN+)	12 p.m.
25	BINGHAMTON (ESPN+)	3 p.m.
29	BROWN* (DH) (ESPN+)	11:30 a.m.
29	BROWN* (DH) (ESPN+)	2:30 p.m.
30	BROWN* (ESPN+)	12 p.m.

APRIL

5	at Columbia* (DH) (ESPN+)	11:30 a.m.
5	at Columbia* (DH) (ESPN+)	2:30 p.m.
6	at Columbia* (ESPN+)	12 p.m.
8	at Bucknell (ESPN+)	3:30 p.m.
12	PENN* (DH) (ESPN+)	11:30 a.m.
12	PENN* (DH) (ESPN+)	2:30 p.m.
13	PENN* (ESPN+)	12 p.m.
15	at Binghamton (ESPN+)	6:30 p.m.
19	at Harvard* (DH) (ESPN+)	11:30 a.m.
19	at Harvard* (DH) (ESPN+)	2:30 p.m.
20	at Harvard* (ESPN+)	12 p.m.
26	at Dartmouth* (DH) (ESPN+)	11:30 a.m.
26	at Dartmouth* (DH) (ESPN+)	2:30 p.m.
27	at Dartmouth* (ESPN+)	12 p.m.
29	at Binghamton (ESPN+)	6:30 p.m.

MAY

3	PRINCETON* (DH) (ESPN+)	11:30 a.m.
3	PRINCETON* (DH) (ESPN+)	2:30 p.m.
4	PRINCETON* (ESPN+)	12 p.m.

All game times Eastern, subject to change

* - Denotes Ivy League contest

Bold Red CAPS denotes home game

CORNELL BIG RED

AT

TOWSON TIGERS

GAMES 9-11 | MARCH 15-16 | TOWSON, MD. | JOHN B. SCHUERHOLZ PARK | SERIES TIED, 2-2

3-5

OVERALL

0-0

IVY LEAGUE

—/—/—

RANKS (D1B/NCBWA/USAT)

Dan Pepicelli

21ST SEASON AS HEAD COACH

104-172-1 (.377)

10TH SEASON AT CORNELL

5-12

OVERALL

0-0

CAA

—/—/—

RANKS (D1B/NCBWA/USAT)

Matt Tyner

9TH SEASON AS HEAD COACH

101-244 (.293)

7TH SEASON AT TOWSON

WEEKEND INFORMATION

SATURDAY - GAME #1

No video broadcast

Live Stats: statbroadcast.com

SATURDAY - GAME #2

No video broadcast

Live Stats: statbroadcast.com

SUNDAY

FLOBASEBALL

Play-by-Play: Matt Muddiman

Live Stats: statbroadcast.com

SATURDAY FORECASTS

☁ 47° ☀ 7:14

Temperature: 55° high | 52° low

Forecast: Cloudy

Winds: SE 5-10 mph

☁ 52° ☀ 7:14

Temperature: 55° high | 52° low

Forecast: Cloudy

Winds: SE 5-10 mph

SUNDAY FORECAST

☁ 63° ☀ 7:15

Temperature: 65° high | 50° low

Forecast: 70% chance of t-storms

Winds: SSE 15-20 mph

PROBABLE STARTING PITCHERS

RHP **Carson Mayfield** (1-0, 2.25)

RHP **Max Simpson** (1-3, 3.86)

LHP **Huxley Holcombe** (0-0, 11.25)

RHP **Andrew Luczak** (1-0, 3.38)

RHP **Chris Ellison** (0-2, 11.05)

TBA

FIRST PITCH

► Looking to snap its three-game losing streak, the Cornell baseball team (3-5) will head to Towson, Md., for a three-game weekend series against Towson (5-12).

► The weekend series will start with a doubleheader on Saturday with an 11 a.m. first pitch. After the twin bill, Cornell and Towson will close out the series on Sunday with a 1 p.m. start. Sunday's game will be the only contest streamed live, airing on FloBaseball.tv.

LAST TIME OUT

► Cornell is coming off a pair of one-run losses to Michigan State (3-2) and UAB (13-12) at Fluor Field in Greenville, S.C., before falling to Winthrop, 10-4, at Founders Field in Rock Hill, S.C., last weekend at the 2025 First Pitch Invitational, which was hosted by Michigan State.

► Michigan State won the opening game of the tournament, 3-2, on a one-out RBI single in the bottom of the ninth inning by Spartans shortstop Randy Seymour. The following day, Cornell dropped its second consecutive one-run game as UAB scored four runs in the seventh inning to propel the Blazers to a 13-12 nail-biting win.

► In the weekend finale, Winthrop scored six unanswered runs in the first three innings to take an early lead on its way to a 10-4 victory.

MAYFIELD EXCELLING EARLY

► Junior right-handed pitcher **CARSON MAYFIELD** was named the Ivy League's Pitcher of the Week on Monday, marking the second time across the first three weeks that he has earned weekly honors from the Ivy League.

► Mayfield is the first Cornell pitcher to receive multiple Ivy League Pitcher of the Week honors since **TIM WILLITTES** earned at least a share of the weekly award in consecutive weeks during his junior campaign in 2016. He also became the fifth Cornell pitcher to earn multiple Pitcher of the Week awards from the Ivy League, since 2003, joining **CONNOR KAUFMANN** (four-time honoree) in 2012, **CHRIS SCHUTT** (two-time winner) in 2003, and **BRIAN MCAFEE** (two-time winner) in 2015.

► Coming off an impressive outing against Michigan State last Friday, Mayfield allowed two runs (one earned) on four hits across six innings while striking out three batters and issuing no walks. After allowing a run on two hits in the first inning, Mayfield set down 16 of the last 18 batters he faced, with the only players to reach safely coming on a leadoff inside-the-park home run in the fourth and a one-out single in the fifth.

CORNELL RECORD BOOK

MULTIPLE IVY PITCHER OF THE WEEK AWARDS
Within Same Season

PLAYER	SEASON	AWARDS
Connor Kaufmann	2012	4
Chris Schutt	2003	2
Brian McAfee	2015	2
Tim Willittes	2016	2
► Carson Mayfield	2025	2



MEDIA CONTACT

MARSHALL HAIM

Assistant Director of Athletic Communications

✉ mh2348@cornell.edu

☎ (716) 465-4945 (mobile)

2025 CORNELL BASEBALL ROSTER

#	NAME	POS	B/T	HT	WT	YR	HOMETOWN / HIGH SCHOOL
1	John Quinlan	OF	S/R	5-9	185	Sr.	Menlo Park, Calif. / Menlo-Atherton
2	Mason Barela	C/INF	R/R	5-9	195	Fr.	Jupiter, Fla. / Jupiter
3	Chris Ellison	RHP	R/R	6-0	190	Sr.	Howell, N.J. / Howell
4	Caden Wildman	OF	R/R	6-3	215	Jr.	Woodbury, Minn. / East Ridge
5	Tyler Beaulieu	OF	R/R	6-1	175	Fr.	Berwyn, Pa. / Episcopal Academy
6	Kyle Musser	OF	R/R	5-10	182	Sr.	Lititz, Pa. / Manheim Township
7	Max Jensen	INF	L/R	6-3	210	Sr.	Burke, Va. / Lake Braddock
8	Luke Johnson	INF	R/R	6-1	180	So.	Coto de Caza, Calif. / Santa Margarita Catholic
9	Graham Biben	RHP	R/R	6-0	170	So.	New York, N.Y. / Riverdale Country School
11	Matthew Walters	OF	R/R	5-11	195	Jr.	Granbury, Texas / Granbury
12	Ryan Porter	OF/RHP	R/R	6-0	185	Sr.	Houston, Texas / Paetow
13	Ethan Hamill	RHP	R/R	6-3	200	Jr.	Chester, Va. / Thomas Dale
15	Owen Carlson	INF	L/R	5-11	180	So.	Los Angeles, Calif. / Harvard-Westlake School
16	Noah Keller	LHP	L/L	6-1	210	Jr.	Goodrich, Mich. / Goodrich
17	Gus Magill	RHP	R/R	6-0	200	Fr.	New York, N.Y. / Fordham Preparatory School
18	TJ Swidorski	INF	R/R	6-0	185	Jr.	Woodbury, Minn. / East Ridge
19	Mark Quatrani	C	R/R	5-11	200	So.	Springfield, Pa. / The Haverford School
20	Kevin Hager	INF	R/R	6-0	190	So.	Berkeley Heights, N.J. / Delbarton School
21	John Gerfen	LHP	R/L	6-0	195	Jr.	Brewster, N.Y. / Brewster
22	Jakobi Davis	OF	L/L	6-4	210	Sr.	Sarasota, Fla. / Sarasota Riverview
23	Jayden Shin	INF	L/R	6-2	205	Fr.	Pennington, N.J. / Hopewell Valley
25	Beck Urofsky	INF	R/R	6-4	225	Jr.	Silver Spring, Md. / Bethesda-Chevy Chase
26	Ryan Hegarty	RHP	L/R	6-5	200	Fr.	Needham, Mass. / St. Mark's School
28	Max Foster	RHP	R/R	6-3	210	So.	Bethel, Conn. / Bethel
29	Will Siwinski	LHP	R/L	6-3	195	Fr.	San Francisco, Calif. / St. Ignatius College Prep
30	William Jaun	1B/LHP	L/L	6-3	225	Sr.	Loveland, Ohio / St. Xavier
31	Ryan Dillon	C	R/R	6-2	185	Fr.	Marlborough, Mass. / Marlborough
32	Carson Mayfield	RHP	R/R	6-5	200	Jr.	Annandale, Va. / Bishop O'Connell
34	Ethan Van Sice	RHP	R/R	5-9	170	So.	Arlington, Va. / Gonzaga College [D.C.]
36	Nathaniel Jennewein	LHP	R/L	5-11	180	So.	Tampa, Fla. / T.R. Robinson
37	Huxley Holcombe	LHP	L/L	6-6	180	So.	Worcester, Mass. / Worcester Academy
38	Braeden Johnson	LHP	L/L	6-3	220	Fr.	Otego, N.Y. / Unatego
40	Tavian Ramos	RHP	R/R	6-2	180	Fr.	Neenah, Wis. / Neenah
41	Jackson Marko	C	R/R	5-10	175	Jr.	Syracuse, N.Y. / Christian Brothers Academy
42	Josh Shea	RHP	R/R	5-11	175	Jr.	Cortlandt Manor, N.Y. / Hendrick Hudson
43	Ethan McHugh	RHP	R/R	5-9	165	Jr.	Annandale, N.J. / North Hunterdon
44	Sam Keene	LHP	L/L	6-4	200	Fr.	Cohasset, Mass. / Boston College HS

PITCHERS (16)			
3	Chris Ellison	R/R	Sr.
9	Graham Biben	R/R	So.
13	Ethan Hamill	R/R	Jr.
16	Noah Keller	L/L	Jr.
17	Gus Magill	R/R	Fr.
21	John Gerfen	R/L	Jr.
26	Ryan Hegarty	L/R	Fr.
28	Max Foster	R/R	So.
29	Will Siwinski	R/L	Fr.
32	Carson Mayfield	R/R	Jr.
34	Ethan Van Sice	R/R	So.
36	Nathaniel Jennewein	R/L	So.
37	Huxley Holcombe	L/L	So.
38	Braeden Johnson	L/L	Fr.
40	Tavian Ramos	R/R	Fr.
42	Josh Shea	R/R	Jr.
43	Ethan McHugh	R/R	Jr.
44	Sam Keene	L/L	Fr.

CATCHERS (4)			
2	Mason Barela	R/R	Fr.
19	Mark Quatrani	R/R	So.
31	Ryan Dillon	R/R	Fr.
41	Jackson Marko	R/R	So.

INFELDERS (6)			
7	Max Jensen	L/R	Sr.
8	Luke Johnson	R/R	So.
15	Owen Carlson	L/R	So.
18	TJ Swidorski	R/R	Jr.
20	Kevin Hager	R/R	So.
23	Jayden Shin	L/R	Fr.
25	Beck Urofsky	R/R	Jr.

OUTFIELDERS (5)			
1	John Quinlan	S/R	Sr.
4	Caden Wildman	R/R	Jr.
5	Tyler Beaulieu	OF	Fr.
6	Kyle Musser	R/R	Sr.
11	Matthew Walters	R/R	Jr.
22	Jakobi Davis	L/L	Jr.

UTILITY (2)			
12	Ryan Porter	R/R	Sr.
30	William Jaun	L/L	Jr.

COACHING AND SUPPORT STAFF

Head Coach:	Dan Pepicelli
Associate Head Coach:	Tom Ford
Assistant Coach:	John Toppa
Assistant Coach:	Robby Faris
Athletic Trainer:	Grace DeStefano
Strenght & Conditioning:	Chris Van Alstyne
Equipment Manager:	Graig Lyon

PRUH-NUHN-SEE-AY-SHN GUIDE















2	Mason Barela	buh-RELL-uh
5	Tyler Beaulieu	BOWL-yoo
6	Kyle Musser	MUH-sihr
9	Graham Biben	BYE-bin
17	Gus Magill	muh-GIHL
18	TJ Swidorski	swih-DOOR-skee
19	Mark Quatrani	QU-trah-knee
20	Kevin Hager	HAY-gher
21	John Gerfen	guhr-FIN
25	Beck Urofsky	yuhr-OFF-skee
29	Will Siwinski	sih-WIHN-skee
30	William Jaun	JOHN
34	Ethan Van Sice	van SIYS
36	Nathaniel Jennewein	jehn-IH-wine
37	Huxley Holcombe	hohl-CUMB
40	Tavian Ramos	TAY-vee-ihn
HC	Dan Pepicelli	PEP-ih-sell-ee
AC	John Toppa	TOE-puh
AT	Grace DeStefano	dee-STIH-fah-no

ROSTER BREAKDOWN

BY CLASS

FRESHMAN (10)	SOPHOMORES (9)	JUNIORS (11)	SENIORS (7)
2 Barela	8 L.Johnson	4 Wildman	1 Quinlan
5 Beaulieu	9 Biben	11 Walters	3 Ellison
17 Magill	15 Carlson	13 Hamill	6 Musser
23 Shin	19 Quatrani	16 Keller	7 Jensen
26 Hegarty	20 Hager	18 Swidorski	12 Porter
29 Siwinski	28 Foster	21 Gerfen	22 Davis
31 Dillon	34 Van Sice	25 Urofsky	30 Jaun
38 B.Johnson	36 Jennewein	32 Mayfield	
40 Ramos	37 Holcombe	41 Marko	
44 Keene		42 Shea	
		43 McHugh	

BY STATE

 New York	6	 Florida	3	 Maryland	1
 California	4	 Pennsylvania	3	 Michigan	1
 Massachusetts	4	 Minnesota	2	 Ohio	1
 New Jersey	4	 Texas	2	 Wisconsin	1
 Virginia	4	 Connecticut	1		

CORNELL QUICK FACTS

GENERAL INFORMATION

Location:	Ithaca, N.Y.
Enrollment:	26,284 (16,071 undergraduate)
Founded:	1865
Nickname:	Big Red
School Colors:	Carnelian Red (Pantone 187) and White
Conference:	Ivy League
Interim President:	Michael I. Kotlikoff
Meakam Smith Director of Athletics:	Dr. Nicki Moore
Athletics Website:	CornellBigRed.com
Facebook:	/CornellSports
Instagram:	@CornellSports @cornellbsb
X:	@CornellSports @CornellBaseball

HISTORY

Seasons of Baseball:	154th
First Season:	1869
All-Time Record (Win Pct.):	1765-2016-34 (.467)
Ivy League Regular-Season Titles (last):	6 (2012)
Ivy League Championship Titles (last):	1 (2012)
Ivy League Tournament Appearances (last):	1 (2024)
NCAA Tournament Appearances (last):	2 (2012)
Most Consecutive NCAA Appearances:	N/A
College World Series Appearances (last):	None
National Championships:	None
NCAA Tournament Record:	2-4 (.333)

BOOTH FIELD

Year Opened (Season):	2023 (3rd)
Dimensions:	318' (LF/RF), 390' (CF), 397' (LCF/RCF)
Capacity:	500
All-Time Record:	8-10 (.444)
Under Dan Pepicelli:	8-10 (.444)

COACHING STAFF

Head Coach:	Dan Pepicelli (Cortland '90)
Overall Record:	325-349-3 (.482)
Record at Cornell:	104-172-1 (.377)
Associate Head Coach:	Tom Ford (Ithaca '79)
Assistant Coach:	John Toppa (UConn '19)
Assistant Coach:	Robby Faris (Johns Hopkins '20)

2024 IN REVIEW

Overall Record:	17-21 (.447)
Ivy League Record (Finish):	11-10 (.524) — 3rd
Home Record:	7-5 (.583)
Road Record:	8-14 (.364)
Neutral Record:	2-2 (.500)
Ivy League Tournament:	No. 3 seed / Champ. Round Lost to Penn in Championship Round, 11-9 & 12-6
NCAA Tournament:	Not selected
D1Baseball.com Poll Ranking (final):	N/A
NCBWA Poll Ranking (final):	N/A
USA Today Poll Ranking (final):	N/A

2025 TEAM INFORMATION

Letterwinners Returning / Lost:	18 / 6
Newcomers:	11
Fr / So / Jr / Sr:	10 / 8 / 11 / 7

ATHLETIC COMMUNICATIONS

Jeremy Hartigan	
Sr. Associate Director of Athletics for Communications	
Marshall Haim	
Assistant Director of Athletic Communications (BSB)	
Phone:	(716) 465-4945
Email:	mh2348@cornell.edu
TBA	
Assistant Director of Athletic Communications	
Aaron Kelly	
Assistant Director of Athletic Communications	
Sydney Duenckel	
Athletic Communications Intern	

CORNELL
BASEBALL

SCOUTING REPORT



as of 3/13/24



2	209	.258	BATTING AVG.	>>	.262	184	7
1	182	.378	ON-BASE PCT.	<<	.365	206	7
1	167	.415	SLUGGING PCT.	<<	.401	181	7
1	129	7.00	RUNS (AVG.)	<<	6.06	185	6
2	146	9.13	HITS (AVG.)	<<	8.53	190	8
2	199	10	HOME RUNS	>>	14	141	5
—	—	9.13	STRIKEOUTS (AVG.)	>>	8.44	—	—
2	280	5.50	WALKS (AVG.)	<<	4.50	192	4
5	272	7	STOLEN BASES	>>	38	25	1
6	288	10.69	ERA	>>	6.56	181	7
4	269	2.09	WHIP	>>	1.69	162	7
3	255	6.50	STRIKEOUTS (AVG.)	>>	7.06	221	8
—	—	.282	OPP. AVERAGE	>>	.267	—	—
1	92	.973	FIELDING PCT.	<<	.968	138	6

BATTING LEADERS

		AVG	OBP	SLG	OPS
20	Kevin Hager	.391	.559	.609	1.168
7	Max Jensen	.333	.400	.611	1.011
15	Owen Carlson	.333	.357	.333	.690
22	Jakobi Davis	.259	.429	.481	.910
19	Mark Quatrani	.226	.385	.387	.772



		AVG	OBP	SLG	OPS
30	Nich Francuzenko	.333	.396	.476	.872
3	Jordan Peyton	.323	.410	.462	.872
17	Brian Heckelman	.316	.458	.605	1.063
2	Ethan Brand	.308	.419	.404	.823
7	Taye Robinson	.300	.390	.460	.850

STAYING STRONG IN THE FIELD

► Coming off recording a program-record .975 fielding percentage (35 errors in 1,407 fielding chances) last season, Cornell has carried its fielding success into 2025 as it has only two errors in 178 fielding opportunities across its first two weekends of action.

► Since last season, Cornell has posted a cumulative .975 fielding percentage (43 errors in 1,702 fielding chances), ranking as the 59th-best percentage in Division I baseball. Among the eight Ivy League programs, the Big Red has an nine-point lead over Yale, which ranks 209th with a .965 fielding clip.

► The 43 errors committed by Cornell across its 46 games played since the beginning of last season ranks as the second-fewest in Division I baseball, only trailing Notre Dame's 38 miscues in 66 games played. Cornell's 43 errors are 23 fewer than the second-place Ivy holder, Yale (66).

► The Big Red's .973 fielding percentage this season ranks 91st in Division I baseball after the conclusion of Wednesday's contests, and has the best fielding percentage of the eight Ivy League programs by three points (Yale — .970 — 12 errors in 399 fielding chances).

► Cornell's eight errors committed are tied with Bradley, Dartmouth, and Eastern Michigan for the seventh-fewest miscues in Division I baseball this season. Only Central Connecticut State (five in seven games), Arkansas (six errors in 17 games), Texas State (six errors in 16 games), Arizona State (seven errors in 17 games), Charlotte (seven errors in 15 games), and Vanderbilt (seven errors in 17 games) are those ahead of Cornell.

► No Cornell team has committed eight errors or fewer over its first eight games since 2013 when it had only six miscues through its first eight games. Dating back to the 1979 season, Cornell had only committed under 10 errors over its first eight games on four previous occasions (nine in 2004, nine in 2012, six in 2013, and nine in 2017).

► Cornell did not commit an error in its season-opening series against then-No. 17-ranked Duke, signifying the first time in program history (since 1885) that the Big Red did not have an error across its first three games. There were six previous instances where the Big Red had one error across its first three games, having been accomplished during the 1943, 2004, 2007, 2008, and 2013 campaigns.

► Over the previous 139 seasons where data was available, the Big Red had previously only had nine instances where it played errorless baseball in its first two games of a season (1908, 1943, 1985, 1986, 1989, 2007, 2009, and 2013). Cornell also did not commit any errors in two of its first three games to begin a season on 14 occasions, also joining the 1909, 1927, 1963, 2004, and 2008 squads.

NCAA LEADERS

FEWEST ERRORS IN DIVISION I BASEBALL

Since Start of 2024 Season (as of 3/13/25)

SCHOOL	G	PO	A	E	F%
Notre Dame	66	1699	588	38	.984
► Cornell	46	1195	464	43	.975
Virginia Tech	71	1848	563	44	.982
Arkansas	77	1991	581	45	.983
Northwestern	67	1709	624	45	.981
Navy	66	1628	518	48	.978
Rider	62	1584	554	48	.978
DBU	76	1994	688	49	.982
Cal Poly	73	1971	696	49	.982
Delaware	72	1879	658	50	.981

FEWEST ERRORS COMMITTED

This Season (as of 3/13/25)

SCHOOL	G	PO	A	E	F%
Central Conn. St.	7	175	54	5	.979
Arkansas	17	420	138	6	.989
Texas St.	16	427	122	6	.989
Arizona St.	17	456	144	7	.988
Charlotte	15	394	123	7	.987
Vanderbilt	17	426	121	7	.987
Bradley	12	297	101	8	.980
► Cornell	8	202	85	8	.973
Dartmouth	6	142	38	8	.957
Eastern Mich.	14	354	134	8	.984

SATURDAY'S GAME ONE PROBABLE STARTING PITCHER



CARSON MAYFIELD 32

2025 STATS: 1-0, 2.25 ERA, 16.0 IP, 5 BB, 10 SO

Height / Weight: 6-5 / 200 lbs.
Hometown: Annandale, Va.
High School: Bishop O'Connell

Bats/Throws: R/R
Year: Junior

MAYFIELD'S CAREER STATS

	W	L	ERA	G	GS	CG	IP	H	R	ER	BB	SO	HR	GIDP	WHIP	AVG
2023	1	2	4.89	18	0	0	46.0	49	36	25	12	38	6	3	1.33	.266
2024	2	2	8.55	8	0	0	33.2	41	32	32	13	27	5	2	1.60	.299
2025	1	0	2.25	3	3	0	16.0	9	7	4	5	10	4	2	0.88	.161
TOTALS	4	4	5.74	29	11	0	95.2	99	75	61	30	75	15	7	1.35	.263

NEWS & NOTES ON MAYFIELD

► **THIS WEEKEND:** Scheduled to make 12th consecutive start and appear in his 30th career game this weekend.

► **LAST TIME OUT:** Registered his second quality start of the season, allowing two runs (one earned) and scattering four hits over six innings pitched while striking out three and not issuing any walks ... retired 16 of the final 18 batters he faced ... pitched into the fifth inning for the eighth time in his 11 starts (72.7 percent of starts).

► **NCAA RANKINGS:** BABIP (.119 — 5th); H/9 (5.06 — 46th); WHIP (0.88 — 57th); ERA (2.25 — 117th)

► **IVY LEAGUE RANKINGS:** BABIP (.119 — 2nd); ERA (2.25 — 3rd); WHIP (0.88 — 3rd); H/9 (5.06; 3rd)

► **HE'S OUR GUY:** Became fifth Cornell pitcher this century to serve as Big Red's starter in back-to-back season openers, joining **BRENDAN McQUAID** (2001 and 2002 — both against Bucknell), **ROCKY COLLIS** (2005 — West Virginia; 2006 — Bucknell), **COREY PAPPEL** (2010 — Binghamton; 2011 — Rider), and **CONNOR KAUFMANN** (2012 — Maryland Eastern Shore; 2013 — Gardner-Webb).

► **2024:** Started all eight appearances before missing final month due to injury, pitching once over final six weeks ... posted 2-2 record with 8.55 ERA ... first victory came at Richmond (March 16) with 5 IP, 5 H, 2 R, 1 BB, 3 SO line ... hurled season-high 6.2 IP as part of first quality start against Princeton (March 22), yielding three runs on three hits while issuing no walks and striking out season- and career-high eight ... other victory came against Dartmouth (March 30) ... registered one walk or fewer in five of eight outings ... named to College Sports Communicators' (CSC) Academic All-District Team, lone Cornell baseball player to earn honor.

► **2023:** Served as one of Cornell's go-to relievers, tying **SPENCER EDWARDS** for most appearances (18) ... struck out 38 over 46 IP and issued 12 BB ... posted 1-2 record with team-leading 4.89 ERA ... fanned season-high five batters on two occasions (March 18 at George Mason; April 21 vs. Princeton) ... first collegiate save came at Yale (March 24) before collecting first victory over Columbia in following weekend (April 2) ... also earned a save at Dartmouth (May 6).

► **PRIOR TO CORNELL:** Four-year letterwinner in baseball at Falls Church and Bishop O'Connell ... named MVP at 2022 Mingo Bay Classic Tournament, where team claimed championship ... two-time captain (Falls Church — 2020; Bishop O'Connell — 2022) ... tabbed Second Team All-Region as RHP in 2019 while at Falls Church ... earned pair of first-team honors, being named First Team Division I All-State in 2021 and First Team All-WCAC in 2022 ... member of Expanded Services Mentoring Program at Bishop O'Connell in 2021-22.

► **PERSONAL:** Son of Jeff and Ann Mayfield, and has an older brother ... currently enrolled in the College of Arts and Sciences.

MAYFIELD'S 2025 GAME LOG

DATE	VS.	RESULT	DEC	GS	IP	H	R	ER	BB	SO	HR	NP-S	S%	RS	W-L	ERA	AVG	NOTES
2/21	@ DUKE	W 11-8	W-1	1	6.0	0	0	0	2	2	0	77-45	58.4%	10	1-0	0.00	.000	2nd OD start ... 6 no-hit IP ... 1 over min.
FEBRUARY				1	6.0	0	0	0	2	2	0	77-45	58.4%	10	1-0	0.00	.000	
3/1	@ UMBC (G1)	W 8-7 (10)	—	1	4.0	5	5	3	3	5	3	75-41	54.7%	6	1-0	2.70	.147	Pitched into 5th for 7th time in 10 starts
3/7	vs. MSU	L 2-3	—	1	6.0	4	2	1	0	3	1	85-52	61.2%	2	1-0	2.25	.161	Retired 16 of last 18 batters faced
MARCH				2	10.0	9	7	4	3	8	4	160-93	58.1%	8	0-0	3.60	.225	
TOTALS				3	16.0	9	7	4	5	10	4	237-138	58.2%	18	1-0	2.25	.161	

MAYFIELD'S 2025 SPLITS

SPLIT	W	L	G	GS	IP	H	R	ER	HR	BB	SO	ERA	AVG
TOTALS	1	0	3	3	16.0	9	7	4	4	5	10	2.25	.161
Home	—	—	—	—	—	—	—	—	—	—	—	—	—
Away	1	0	2	2	10.0	5	5	3	3	5	7	2.70	.147
Neutral	0	0	1	1	6.0	4	2	1	1	0	3	1.50	.182
Day	1	0	3	3	16.0	9	7	4	4	5	10	2.25	.161
Night	—	—	—	—	—	—	—	—	—	—	—	—	—
Starter	1	0	3	3	16.0	9	7	4	4	5	10	2.25	.161
Reliever	—	—	—	—	—	—	—	—	—	—	—	—	—

MAYFIELD'S 2025 SPLITS vs. LHB/RHB

	BF	AB	H	2B	3B	HR	BB	SO	AVG	OBP	SLG	OPS
Total	63	56	9	0	0	4	5	10	.161	.254	.375	.629
vs. LHB	19	16	1	0	0	0	2	2	.063	.211	.063	.273
vs. RHB	44	40	8	0	0	4	3	8	.200	.273	.500	.773

SINGLE-GAME HIGHS & LOWS

	2025	CAREER
6.0, (2x), Last: vs. Mich. St. (3/7)	IP	6.2, at Princeton (3/22/24)
5, at UMBC (3/1)	H	10, at VCU (3/10/23)
5, at UMBC (3/1)	R	9, at Georgetown (3/10/24)
3, at UMBC (3/1)	ER	9, at Georgetown (3/10/24)
3, at UMBC (3/1)	BB	3, (4x), Last: at UMBC (3/1/25)
5, at UMBC (3/1)	SO	8, at Princeton (3/22/24)
3, at UMBC (3/1)	HR	3, at UMBC (3/1/25)
85, vs. Michigan State (3/7)	PITCHES	88, at Princeton (3/22/24)
—	CG	—
—	SHO	—
—	W STREAK	—
—	L STREAK	2 games (3/3/24 - 3/10/24)

NOTE: Bold denotes active streak

MAYFIELD VS. TOWSON

	W-L	ERA	AVG	G	GS	IP	H	R	ER	BB	SO	HR
CAREER	—	—	—	—	—	—	—	—	—	—	—	—
SCHUERHOLZ	—	—	—	—	—	—	—	—	—	—	—	—
2024	—	—	—	—	—	—	—	—	—	—	—	—

LAST APP: N/A

► Making first career appearance against Towson this weekend ... also slated for first career outing and first start against a CAA opponent.

SATURDAY'S GAME TWO PROBABLE STARTING PITCHER



HUXLEY HOLCOMBE 37
2025 STATS: 0-0, 11.25 ERA, 12.0 IP, 7 BB, 7 SO

Height / Weight: 6-6 / 180 lbs.
Hometown: Worcester, Mass.
High School: Worcester Academy
Bats/Throws: L/L
Year: Sophomore

HOLCOMBE'S CAREER STATS

	W	L	ERA	G	GS	CG	IP	H	R	ER	BB	SO	HR	GIDP	WHIP	AVG
2024	2	2	7.78	14	3	0	41.2	48	39	36	30	26	8	2	1.87	.296
2025	0	0	11.25	3	1	0	12.0	17	17	15	7	7	3	1	2.00	.333
TOTALS	2	2	8.55	17	4	0	53.2	65	56	51	37	33	11	3	1.90	.305

NEWS & NOTES ON HOLCOMBE

- **THIS WEEKEND:** Holcombe is set to toe the rubber for 18th time in his collegiate career and make his fifth career start (second of season).
- **LAST TIME OUT:** Pitched a career-high 5.1 innings against UAB in the middle game of the 2025 First Pitch Invitational ... allowed five runs (three earned) on seven hits while walking one and striking out two ... 57 of his 88 pitches (64.7 percent) went for strikes.
- **2024:** Started in three of his 14 appearances, logging 2-2 record with 7.78 ERA ... served as one of Cornell's go-to bulk arms out of bullpen, registering 3+ IP in eight of 11 relief outings and in 10 of 14 total appearances ... pitched season-high 5.0 IP and was winning pitcher in consecutive outings against Harvard (April 6) and Penn (April 13) ... named Ivy League Rookie of the Week following outing against Harvard, where he earned first collegiate victory after pitching five shutout innings of work and yielding just two baserunners (1 H, 1 BB) and striking out three Crimson batters ... fanned season-high four batters on two occasions (April 28 vs. Columbia; May 20 vs. Penn).
- **PRIOR TO CORNELL:** Received four letters in baseball, aiding Worcester Academy to 2023 CNEPSBL Championship ... was two-time CNEPSBL All-Star and two-time CNEPSBL All-League selection (2022 and 2023) ... also received three letters in cross country, which included earning most improved in 2019 at Vermont Academy in Saxtons River, Vt. ... also lettered once in swimming, nordic skiing, and soccer.
- **PERSONAL:** Son of Bradford Holcombe and Tamara Mount, and has an older brother ... enrolled in the College of Engineering.

HOLCOMBE'S 2025 SPLITS

SPLIT	W	L	G	GS	IP	H	R	ER	HR	BB	SO	ERA	AVG
TOTALS	0	0	3	1	12.0	17	17	15	3	7	7	11.25	.333
Home	—	—	—	—	—	—	—	—	—	—	—	—	—
Away	0	0	2	0	6.2	10	12	12	3	6	5	16.20	.333
Neutral	0	0	1	1	5.1	7	5	3	0	1	2	5.06	.333
Day	0	0	2	0	6.2	10	12	12	3	6	5	16.20	.333
Night	—	—	—	—	—	—	—	—	—	—	—	—	—
Starter	0	0	1	1	5.1	7	5	3	0	1	2	5.06	.333
Reliever	0	0	2	0	6.2	10	12	12	3	6	5	16.20	.333

HOLCOMBE'S 2025 SPLITS vs. LHB/RHB

	BF	AB	H	2B	3B	HR	BB	SO	AVG	OBP	SLG	OPS
Total	61	51	17	3	0	3	7	7	.333	.433	.569	1.002
vs. LHB	15	10	5	1	0	0	4	1	.500	.643	.600	1.243
vs. RHB	46	41	12	2	0	3	3	6	.293	.370	.561	.931

SINGLE-GAME HIGHS & LOWS

	2025	CAREER
5.1, vs. UAB (3/8)	IP	5.1, vs. UAB (3/8/25)
7, vs. UAB (3/8)	H	7, (3x), Last: vs. UAB (3/8/25)
10, at Duke (2/23)	R	10, at Duke (2/23/25)
10, at Duke (2/23)	ER	10, at Duke (2/23/25)
5, at Duke (2/23)	BB	5, (2x), Last: at Duke (2/23/25)
3, at UMBC (3/1)	SO	4, (2x), Last: vs. Penn (5/20/24)
2, at UMBC (3/1)	HR	3, (2x), Last: vs. Columbia (4/28/24)
88, vs. UAB (3/8)	PITCHES	88, vs. UAB (3/8/25)
—	CG	—
—	SHO	—
—	W STREAK	2 games (4/6/24 - 4/13/24)
—	L STREAK	—

NOTE: Bold denotes occurred this season; active streak

HOLCOMBE VS. TOWSON

	W-L	ERA	AVG	G	GS	IP	H	R	ER	BB	SO	HR
CAREER	—	—	—	—	—	—	—	—	—	—	—	—
SCHUERHOLZ	—	—	—	—	—	—	—	—	—	—	—	—
2024	—	—	—	—	—	—	—	—	—	—	—	—

LAST APP: N/A

- Making first career appearance against Towson this weekend ... also slated for first career outing and first start against a CAA opponent.

HOLCOMBE'S 2025 GAME LOG

DATE	VS.	RESULT	DEC	GS	IP	H	R	ER	BB	SO	HR	NP-S	S%	RS	W-L	ERA	AVG	NOTES
2/23	@ DUKE	L 1-18	—	0	3.1	6	10	10	5	2	1	82-47	57.3%	—	0-0	27.00	.375	Allowed career-highs in R, ER, & BB
FEBRUARY				0	3.1	6	10	10	5	2	1	82-47	57.3%	—	0-0	27.00	.375	
3/1	@ UMBC (G1)	W 8-7 (10)	—	0	3.1	4	2	2	1	3	2	63-38	60.3%	—	0-0	16.20	.333	One SO shy of matching career high
3/8	vs. UAB	L 12-13	—	1	5.1	7	5	3	1	2	0	88-57	64.7%	3	0-0	11.25	.333	Pitched career-high 5.1 IP, 88 pitches
MARCH				1	8.2	11	7	5	2	5	2	151-95	62.9%	3	0-0	5.19	.314	
TOTALS				1	12.0	17	17	15	7	7	3	233-142	60.9%	3	0-0	11.25	.333	



CHRIS ELLISON
2025 STATS: 0-2, 11.05 ERA, 7.1 IP, 6 BB, 3 SO

3

Height / Weight: 6-0 / 190 lbs.
Hometown: Howell, N.J.
High School: Howell HS
Bats/Throws: R/R
Year: Senior

ELLISON'S CAREER STATS

	W	L	ERA	G	GS	CG	IP	H	R	ER	BB	SO	HR	GIDP	WHIP	AVG
2022	0	1	8.06	18	4	0	41.1	59	41	37	24	26	6	2	2.01	.339
2023	0	0	2.70	3	0	0	3.1	2	2	1	3	1	0	0	1.50	.167
2024	4	0	5.70	16	0	0	23.2	14	16	15	18	15	1	1	1.35	.171
2025	0	2	11.05	2	2	0	7.1	9	10	9	6	3	0	1	2.05	.333
TOTALS	4	3	7.37	39	6	0	75.2	84	69	62	51	45	7	4	1.78	.285

NEWS & NOTES ON ELLISON

- **THIS WEEKEND:** Scheduled to make 40th appearance and seventh start of collegiate career on Sunday to conclude the weekend series.
- **LAST TIME OUT:** Made first appearance since Feb. 23, allowing six runs (five earned) on six hits over three innings ... issued one walk, struck out one, and hit three Winthrop batters ... 46 of 80 pitches went for strikes (57.5 percent).
- **2024:** Appeared in season-high 16 games out of bullpen ... received Honorable Mention All-Ivy honors after registering team-leading four victories, going 4-0 with 5.70 ERA in 23.2 IP ... strung nine consecutive outings (10.2 IP) without yielding a run (March 17 - April 28) ... held opponents scoreless in 12 of 16 outings ... registered first collegiate victory against Harvard (April 7), marking first of three consecutive appearances being named winning pitcher ... also posted victories over Penn (April 14) and Yale (April 20) ... was winning pitcher in Ivy League Tournament opener against Princeton (May 17) ... had season-high 4 SO in 3.2 IP against Brown (May 4) in final outing of regular season ... notched first career save against Penn (May 19) in second game of Ivy League Tournament.
- **2023:** Three relief appearances before missing remainder of season to injury ... logged 2.70 ERA in 3.1 IP with pair of outings against James Madison (Feb. 25-26).
- **2022:** Appeared in 18 games, four of which were starts, primarily serving as a long reliever ... contributed to Cornell's 11-10 comeback win over Canisius (April 5), throwing 4.1 IP of middle relief ... career-high 5 SO against Canisius and Columbia (May 1).
- **PRIOR TO CORNELL:** Three-year letterwinner in baseball and basketball at Howell HS ... also earned a letter in football ... three-time Perfect Game Honorable Mention All-America nominee (2019-21) ... earned plethora of accolades on baseball field, being named First Team All-State, First Team All-Shore Conference, as well as to All-Division team ... named Team MVP and was team captain ... tabbed Offensive MVP and Special Teams MVP on the gridiron.
- **PERSONAL:** Son of Jeffrey and Vera Ellison, and has two sisters ... currently enrolled in the College of Arts and Sciences.

ELLISON'S 2025 SPLITS

SPLIT	W	L	G	GS	IP	H	R	ER	HR	BB	SO	ERA	AVG
TOTALS	0	2	2	2	7.1	9	10	9	0	6	3	11.05	.333
Home	—	—	—	—	—	—	—	—	—	—	—	—	—
Away	0	2	2	2	7.1	9	10	9	0	6	3	11.05	.333
Neutral	—	—	—	—	—	—	—	—	—	—	—	—	—
Day	0	2	2	2	7.1	9	10	9	0	6	3	11.05	.333
Night	—	—	—	—	—	—	—	—	—	—	—	—	—
Starter	0	2	2	2	7.1	9	10	9	0	6	3	11.05	.333
Reliever	—	—	—	—	—	—	—	—	—	—	—	—	—

ELLISON'S 2025 SPLITS vs. LHB/RHB

	BF	AB	H	2B	3B	HR	BB	SO	AVG	OBP	SLG	OPS
Total	38	27	9	2	0	0	6	3	.333	.500	.407	.907
vs. LHB	21	14	4	1	0	0	6	1	.286	.524	.357	.881
vs. RHB	17	13	5	1	0	0	0	2	.385	.467	.462	.928

SINGLE-GAME HIGHS & LOWS

2025	CAREER
4.1, at Duke (2/23)	IP 5.0, at Penn (4/17/22)
6, at Winthrop (3/9)	H 10, vs. Dartmouth (4/24/22)
6, at Winthrop (3/9)	R 8, vs. Columbia (5/1/22)
5, at Winthrop (3/9)	ER 8, vs. Columbia (5/1/22)
5, at Duke (2/23)	BB 5, at Duke (2/23/25)
2, at Duke (2/23)	SO 5, (2x), Last: vs. Columbia (5/1/22)
—	HR 2, vs. Dartmouth (4/24/22)
85, at Duke (2/23)	PITCHES 88, at Penn (4/17/22)
—	CG —
—	SHO —
—	W STREAK 3 games (4/7/24 - 4/20/24)
2 games (2/23 - Present)	L STREAK 2 games (2/23/25 - Present)

NOTE: Bold denotes active streak

ELLISON VS. TOWSON

	W-L	ERA	AVG	G	GS	IP	H	R	ER	BB	SO	HR
CAREER	—	—	—	—	—	—	—	—	—	—	—	—
SCHUERHOLZ	—	—	—	—	—	—	—	—	—	—	—	—
2024	—	—	—	—	—	—	—	—	—	—	—	—

LAST APP: N/A

- Making first career appearance against Towson this weekend ... also slated for first career outing and first start against a CAA opponent.

ELLISON'S 2025 GAME LOG

DATE VS.	RESULT	DEC	GS	IP	H	R	ER	BB	SO	HR	NP-S	S%	RS	W-L	ERA	AVG	NOTES
2/23 @ DUKE	L 1-18	L-1	1	4.1	3	4	4	5	2	0	85-38	44.7%	0	0-1	8.31	.231	First start since 2022; career-high for BB
FEBRUARY			1	4.1	3	4	4	5	2	0	85-38	44.7%	0	0-1	8.31	.231	
3/9 @ WIN	L 4-10	L-2	1	3.0	6	6	5	1	1	0	80-46	57.5%	2	0-2	11.05	.333	
MARCH			1	3.0	6	6	5	1	1	0	80-46	57.5%	2	0-2	15.00	.429	
TOTALS			2	7.1	9	10	9	6	3	0	165-84	50.9%	2	0-2	11.05	.429	

BIG RED BULLPEN BRIEFS

#12 RYAN PORTER | SR. | OF/RHP

2025: 1-0-0 | 4 G (0 GS) | 6.1 IP | 7.11 ERA | 6 SO (18.8 K%) | 4 BB (12.5 BB%)

1ST-PITCH K%: 19/32 (59.4%) 1ST BATTER EFF.: 2/4 (50.0%) IR/IRS: 4/3 (25.0% stranded) vs. LHB: .500 (5-10), 1 HR
 LAST WIN: 3/1/25 (G1) at UMBC LAST LOSS: 5/20/24 vs. Penn LAST SAVE: 4/20/24 vs. Yale vs. RHB: .200 (3-15), 0 HR

► Made two appearances last weekend (1.1 IP, 3 H, 3 R, 2 ER, 2 BB, 1 SO) at First Pitch Invitational against Michigan State (March 7) and Winthrop (March 9).

► Earned first victory since April 28, 2023 (vs. Penn) in opening game of March 1 doubleheader at UMBC ... allowed one hit and struck out trio of Retriever batters across 2.2 IP, while inducing game-winning DP to solidify victory.

► Appeared in 20 games in 2024, making eight starts (five in LF, two in RF, one as SP) ... split time between pitcher's mound and field before serving as full-time relief pitcher in mid-March ... had 0-2 record with two saves in 13 outings on mound ... lone start on mound came in final game of championship round of Ivy League Tournament against Penn (May 20) ... registered saves against Dartmouth (March 30) and Yale (April 20) ... pitched season-high four innings against Columbia (April 27), where he struck out season-high four batters.

LAST FIVE OUTINGS	IP	H	R	ER	BB	SO
2/21 at Duke	2.1	4	3	3	2	2
3/1 (G1) at UMBC (W)	2.2	1	0	0	0	3
3/7 vs. Michigan State	0.1	1	0	0	0	0
3/9 at Winthrop	1.0	2	3	2	2	1
TOTALS (1-0-0)	6.1	8	6	5	4	6

#16 NOAH KELLER | JR. | LHP

2025: 0-1-0 | 3 G (2 GS) | 3.1 IP | 40.50 ERA | 1 SO (3.4 K%) | 11 BB (37.9 BB%)

1ST-PITCH K%: 9/29 (31.0%) 1ST BATTER EFF.: 0/4 (0.0%) IR/IRS: 3/3 (0.0% stranded) vs. LHB: .800 (4-5), 1 HR
 LAST WIN: 4/20/24 vs. Yale LAST LOSS: 2/22/25 at Duke LAST SAVE: — vs. RHB: .400 (4-10), 1 HR

► Allowed three runs without getting an out in lone appearance of First Pitch Invitational last weekend ... issued two walks and hit a UAB batter before being pulled (March 8) ... all three batters ended up scoring in the inning.

► Started first two outings of season, pitching 3.1 IP after allowing eight hits, issuing nine walks and striking out one batter ... 0.2 IP in nightcap of March 1 DH was shortest outing of collegiate career ... 5 BB matched single-game high for third time in career and first time since Feb. 23, 2024, at Georgia Tech.

► Started eight of 13 appearances in 2024 ... registered 1-6 record with 6.55 ERA ... lone win came against Yale (April 20), where he pitched six innings, allowing two runs on four hits, striking out six and walking none; outing was second quality start of season, joining March 22 appearance at Princeton (6 IP, 1 ER), where he struck out season- and career-high nine batters ... 6 IP was most on season, accomplishing feat against Princeton and Yale.

LAST FIVE OUTINGS	IP	H	R	ER	BB	SO
2/22 at Duke (L)	2.2	6	5	5	4	1
3/1 (G2) at UMBC	0.2	2	7	7	5	0
3/8 vs. UAB	0.0	0	3	3	2	0
TOTALS (0-1-0)	3.1	8	15	15	11	1

#18 TJ SWIDORSKI | JR. | INF/RHP

2025: 0-0-0 | 1 G (0 GS) | 1.0 IP | 18.00 ERA | 0 SO (0.0 K%) | 1 BB (16.7 BB%)

1ST-PITCH K%: 4/6 (66.7%) 1ST BATTER EFF.: 0/1 (0.0%) IR/IRS: 2/2 (0.0% stranded) vs. LHB: .000 (0-2), 0 HR
 LAST WIN: — LAST LOSS: — LAST SAVE: — vs. RHB: .000 (0-2), 0 HR

► Made first collegiate outing on pitcher's mound last Saturday against UAB ... allowed two runs and issued one walk over an inning of work.

► Primarily serves as an infielder, making lone start of season at 2B against UMBC (March 1) ... appeared and started in 17 games at SS last season; started 14 of 15 outings in 2023.

► Played four years of baseball at East Ridge HS in Minnesota, earning two varsity letters ... received All-Conference and All-Metro First Team honors in 2022 ... pitched first game in East Ridge HS history ... participated in 2022 East Metro All-Star Game ... voted as player leader in all four years of HS ... graduated Summa Cum Laude with distinction, and lettered in academics all four years of HS ... received AP Scholar Award in 2020, and two-time AP Scholar with Distinction (2021 and 2022).

LAST FIVE OUTINGS	IP	H	R	ER	BB	SO
3/8 vs. UAB	1.0	0	2	2	1	0
TOTALS (0-0-0)	1.0	0	2	2	1	0

#21 JOHN GERFEN | JR. | LHP

2025: 0-0-0 | 1 G (0 GS) | 0.0 IP | 0.00 ERA | 0 SO (0.0 K%) | 0 BB (0.0 BB%)

1ST-PITCH K%: 0/0 (0.0%) 1ST BATTER EFF.: 0/0 (0.0%) IR/IRS: 0/0 (0.0% stranded) vs. LHB: .000 (0-0), 0 HR
 LAST WIN: — LAST LOSS: 4/14/23 at Harvard LAST SAVE: — vs. RHB: .000 (0-0), 0 HR

► Came out of bullpen for relief outing against No. 17-ranked Duke (Feb. 23); left during warmups due to apparent injury.

► Logged six outings out of bullpen in 2024 ... four of six appearances featured him pitching at least an inning ... did not allow runs in four of six outings ... struck out season-high three batters against Binghamton (April 16), matching single-game high set against Ithaca (April 4, 2023) ... sister, Jennifer, also attends Cornell.

LAST FIVE OUTINGS	IP	H	R	ER	BB	SO
2/23 at Duke	0.0	0	0	0	0	0
TOTALS (0-0-0)	0.0	0	0	0	0	0

#26 JOHN HEGARTY | FR. | RHP

2025: 0-0-0 | 4 G (0 GS) | 4.2 IP | 11.57 ERA | 7 SO (24.1 K%) | 6 BB (20.7 BB%)

1ST-PITCH K%: 17/30 (56.7%) 1ST BATTER EFF.: 3/4 (75.0%) IR/IRS: 6/5 (16.7% stranded) vs. LHB: .143 (1-7), 1 HR
 LAST WIN: — LAST LOSS: — LAST SAVE: — vs. RHB: .462 (6-13), 0 HR

► Pitched 2.2 innings of scoreless relief across two outings last weekend at First Pitch Invitational ... allowed a hit, walked one, and struck out one in 0.2 IP against UAB (March 8) before hurling two innings and striking out two against Winthrop (March 9) ... allowed three runs apiece in first two collegiate outings versus No. 17 Duke (Feb. 22) and UMBC (March 1).

► Earned four varsity letters in baseball at St. Mark's School in Southborough, Mass. ... named Team MVP and was First Team All-Independent School League (ISL) and First Team All-New England Prep School Athletic Conference (NEPSAC) selection ... also received ISL All-Star honors in 2023 and was an All-ISL honorable mention as a sophomore in 2022 ... named to Honor Roll all four years at St. Mark's ... played club baseball for New England Ruffnicks Baseball from 2019-23 ... father, Patrick, played baseball at Harvard (1990-93) ... sister, Catherine, was member of Regis College women's track and field team in 2021-22 ... brother, Michael, is committed to play football at Penn in fall 2025.

LAST FIVE OUTINGS	IP	H	R	ER	BB	SO
2/22 at Duke	1.0	2	3	3	2	3
3/1 (G2) at UMBC	1.0	2	3	3	3	1
3/8 vs. UAB	0.2	1	0	0	1	1
3/9 at Winthrop	2.0	2	0	0	0	2
TOTALS (0-0-0)	4.2	7	6	6	6	7

#30 WILLIAM JAUN | SR. | IB/LHP

2025: 0-2-0 | 4 G (0 GS) | 4.1 IP | 14.54 ERA | 7 SO (25.9 K%) | 11 BB (40.7 BB%)

1ST-PITCH K%: 15/27 (55.6%) 1ST BATTER EFF.: 2/4 (50.0%) IR/IRS: 1/0 (100.0% stranded) vs. LHB: .250 (1-4), 0 HR
 LAST WIN: 2/25/25 at Ga. Tech LAST LOSS: 3/8/25 vs. UAB LAST SAVE: 3/1/25 (G2) at UMBC vs. RHB: .167 (2-12), 0 HR

► Ended up as losing pitcher in both appearances last weekend in First Pitch Invitational ... allowed one run on one hit while walking two and striking out one in an inning of work against Michigan State (March 7) ... walked lone two batters he faced against UAB (March 8).

► Locked down second career save (first of 2025) in nightcap of March 1 doubleheader at UMBC, where he yielded just two baserunners (one hit, one walk) and struck out four over 2 IP ... 4 SO was one shy of matching single-game high, previously done twice (March 15, 2024 at Richmond; April 27, 2024 vs. Columbia)

► Registered 29.2 IP across 12 appearances (six starts) in 2024 after missing first two seasons due to injuries ... winning pitcher in collegiate debut against Georgia Tech (Feb. 25), registering 5 IP, 4 H, 2 ER ... logged first collegiate save against Brown (May 5), pitching final three innings, allowing one run, and striking out three batters ... father, Gregory, played four years of baseball at Notre Dame (1980-83) ... brother, Eric, was outfielder at Babson (2016-19).

LAST FIVE OUTINGS	IP	H	R	ER	BB	SO
2/22 at Duke	1.1	1	4	4	6	2
3/1 (G2) at UMBC (S)	2.0	1	0	0	1	4
3/7 vs. Michigan State (L)	1.0	1	1	1	2	1
3/8 vs. UAB (L)	0.0	0	2	2	2	0
TOTALS (0-2-1)	4.1	3	7	7	11	7

BIG RED BULLPEN BRIEFS

#36 NATHANIEL JENNEWEIN | SO. | LHP 2025: 1-0-0 | 4 G (0 GS) | 9.0 IP | 7.00 ERA | 6 SO (14.6 K%) | 8 BB (19.5 BB%)

1ST-PITCH K%: 17/41 (41.5%)	1ST BATTER EFF.: 1/4 (25.0%)	IR/IRS: 0/0 (0.0% stranded)	vs. LHB: .182 (2-11), 1 HR	LAST FIVE OUTINGS	IP	H	R	ER	BB	SO
LAST WIN: 2/25/25 at Ga. Tech	LAST LOSS: 4/27/24 vs. Columbia	LAST SAVE: 5/5/24 at Brown	vs. RHB: .200 (4-20), 1 HR	2/22 at Duke	2.2	4	4	4	3	0

▶ NATIONAL RANKINGS: 6.00 hits per 9 inn. (96th nationally)

▶ IVY RANKINGS: .167 BABIP (3rd; 2nd on Cornell); 6.00 hits per 9 inn. (4th)

▶ Made pair of appearances last weekend in First Pitch Invitational, allowing a run and hit over three innings of work ... pitched scoreless inning of relief with a strikeout against Michigan State (March 7) ... allowed one run and one hit in two innings against Winthrop (March 9) ... notched second career victory in nightcap of March 1 doubleheader at UMBC after allowing three runs (two earned) on one hit and walking three batters in 3.1 IP ... five strikeouts matched single-game high previously set in first collegiate start (April 16, 2024, at Binghamton) ... made season debut on Feb. 22 at No. 17-ranked Duke, where he allowed four runs on four hits and walked three over 2.2 IP.

▶ Logged 12 appearances in first collegiate season in 2024 ... lone start of season came against Binghamton (April 16), where he struck out season-high five batters in 2 IP ... also struck out four batters in season-high 3 IP against Columbia (April 27) ... held opponents without a run in six outings, including three of last five ... lone brother, Paul, played baseball at DePauw (2022-23).

#42 JOSH SHEA | JR. | RHP 2025: 0-0-0 | 3 G (0 GS) | 1.2 IP | 10.80 ERA | 3 SO (30.0 K%) | 1 BB (10.0 BB%)

1ST-PITCH K%: 5/10 (50.0%)	1ST BATTER EFF.: 1/3 (33.3%)	IR/IRS: 4/2 (50.0% stranded)	vs. LHB: .500 (2-4), 0 HR	LAST FIVE OUTINGS	IP	H	R	ER	BB	SO
LAST WIN: —	LAST LOSS: —	LAST SAVE: —	vs. RHB: .400 (2-5), 0 HR	2/22 at Duke	0.1	0	0	0	0	0

▶ Allowed a run on two hits over an inning of work against UAB last Saturday in lone appearance of First Pitch Invitational.

▶ Pitched 0.1 IP in first two outings in season-opening series against No. 17-ranked Duke ... induced inning-ending popout in season debut (Feb. 22) before allowing two hits and one run while striking out a batter the following day.

▶ Lone appearance of season in 2024 came against Binghamton (May 1), pitching a scoreless inning, allowing one hit and striking out one ... made six relief appearances in 2023, where he struck out two batters in 3.1 innings of work ... pitched season-high 1 IP against Ithaca (April 4, 2023) and Binghamton (April 11, 2023) ... mother, Beth, played tennis at Brown; uncle, Ken Katz, played tennis at Princeton ... grandmother also attended Cornell.

#44 SAM KEENE | FR. | LHP 2025: 0-0-0 | 3 G (0 GS) | 1.1 IP | 47.25 ERA | 1 SO (8.3 K%) | 6 BB (50.0 BB%)

1ST-PITCH K%: 5/12 (41.7%)	1ST BATTER EFF.: 2/3 (66.7%)	IR/IRS: 1/1 (0.0% stranded)	vs. LHB: .400 (2-5), 0 HR	LAST FIVE OUTINGS	IP	H	R	ER	BB	SO
LAST WIN: —	LAST LOSS: —	LAST SAVE: —	vs. RHB: .000 (0-1), 0 HR	2/21 at Duke	0.1	1	4	4	3	0

▶ Walked a batter and registered first collegiate strikeout in an inning of work last Saturday against UAB in lone appearance at First Pitch Invitational.

▶ Appeared in two games against No. 17-ranked Duke in season-opening series, allowing at least three runs in both outings ... gave up four runs on one hit and walked three over 0.1 IP in collegiate debut (Feb. 21) ... surrendered three runs on one hit and walked two without registering an out on Feb. 23.

▶ Earned three varsity letters at Boston College HS, where he was winning pitcher in program's clinching of 2024 Massachusetts State Baseball Championship ... team captain during 2024 season for program that ranked as high as No. 39 nationally ... two-time Catholic Conference All-Star selection (2023-24) ... named to All-Scholastic Team by *Boston Globe* in 2024 and *Patriot Ledger* in 2023 and 2024 ... member of National Honor Society ... earned high honors all four years of high school ... played club baseball for North East Baseball, playing four years with team ... named to Perfect Game All-Tournament Team during 2022 and 2023 seasons ... aided team to WWBA New England Championship in 2023.

BIG RED STARTING PITCHER RUN SUPPORT

PLAYER	GS	RUN SUPPORT	RUN PER 9 IP	RUNS IN STARTS	RUNS PER START	TEAM W-L	QUALITY STARTS
Carson Mayfield	3	18	10.13	21	7.00	2-1	2
Noah Keller	2	0	0.00	18	9.00	1-1	0
Chris Ellison	2	0	0.00	5	2.50	0-2	0
Huxley Holcombe	1	3	5.06	12	12.00	0-1	0
TOTALS	8	21	5.91	56	7.00	3-5	2

BIG RED 2025 PITCHING SPLITS

	W	L	SV	G	IP	H	R	ER	HR	BB	SO	ERA	AVG
Total	3	5	1	8	67.1	74	88	80	14	66	52	10.69	.282
Home	—	—	—	—	—	—	—	—	—	—	—	—	—
Away	3	3	1	6	50.0	58	72	67	13	54	41	12.06	.297
Neutral	0	2	0	2	17.1	16	16	13	1	12	11	6.75	.239
Day	3	5	1	8	67.1	74	88	80	14	66	52	10.69	.282
Night	—	—	—	—	—	—	—	—	—	—	—	—	—
Starter	1	3	0	8	32.0	33	34	28	6	21	16	7.88	.277
Reliever	2	2	1	8	35.1	41	54	52	8	45	36	13.25	.287
February	1	2	0	3	25.0	31	42	42	6	34	16	15.12	.313
March	2	3	1	5	42.1	43	46	38	8	32	36	8.08	.264
April	—	—	—	—	—	—	—	—	—	—	—	—	—
May	—	—	—	—	—	—	—	—	—	—	—	—	—

2025 GAME-BY-GAME PITCHING STATISTICS

DATE	OPPONENT	W/L	SCORE	IP	H	R	ER	BB	SO	2B	3B	HR	WP	BK	HBP	IBB	ERA	WHIP	BB/9	SO/9
2/21	at Duke	W	11-8	9.0	6	8	8	7	5	1	0	2	1	0	1	0	8.00	1.44	7.00	5.00
2/22	at Duke	L	2-16	8.0	13	16	16	15	6	3	0	3	1	0	1	0	12.71	2.41	11.65	5.82
2/23	at Duke	L	1-18	8.0	12	18	18	12	5	0	2	1	0	0	0	0	15.12	2.60	12.24	5.76
DUKE SERIES		1-2	14-42	25.0	31	42	42	34	16	4	2	6	2	0	2	0	15.12	2.60	12.24	5.76
3/1	at UMBC	W	8-7	10.0	10	7	5	4	11	0	0	5	0	0	2	0	12.09	2.26	9.77	6.94
3/1	at UMBC	W	16-13	7.0	6	13	12	12	10	1	0	2	2	0	2	0	12.64	2.31	10.71	7.93
UMBC SERIES		2-0	24-20	17.0	16	20	17	16	21	1	0	7	2	0	4	0	9.00	1.88	8.47	11.12
3/7	vs. Michigan State	L	2-3	8.1	6	3	2	3	5	0	0	1	0	0	1	1	10.91	2.11	9.48	7.51
3/8	vs. UAB	L	12-13	9.0	10	13	11	9	6	3	0	0	2	0	4	0	10.92	2.11	9.40	7.28
3/9	at Winthrop	L	4-10	8.0	11	10	8	4	4	4	1	0	2	0	4	0	10.69	2.08	8.82	6.95
FIRST PITCH INVITE STATS		0-3	18-26	25.1	27	26	21	16	15	7	1	1	4	0	9	1	7.46	1.70	5.68	5.33
3/15	at Towson																			
3/15	at Towson																			
3/16	at Towson																			
TOWSON SERIES																				
3/22	at Yale																			
3/22	at Yale																			
3/23	at Yale																			
YALE SERIES																				
3/25	BINGHAMTON																			
3/29	BROWN																			
3/29	BROWN																			
3/30	BROWN																			
BROWN SERIES																				
4/5	at Columbia																			
4/5	at Columbia																			
4/6	at Columbia																			
COLUMBIA SERIES																				
4/8	at Bucknell																			
4/12	PENN																			
4/12	PENN																			
4/13	PENN																			
PENN SERIES																				
4/15	at Binghamton																			
SEASON VS. BINGHAMTON																				
4/19	at Harvard																			
4/19	at Harvard																			
4/20	at Harvard																			
HARVARD SERIES																				
4/26	at Dartmouth																			
4/26	at Dartmouth																			
4/27	at Dartmouth																			
DARTMOUTH SERIES																				
4/29	at Binghamton																			
SEASON VS. BINGHAMTON																				
5/3	PRINCETON																			
5/3	PRINCETON																			
5/4	PRINCETON																			
PRINCETON SERIES																				
SEASON TOTALS				67.1	74	88	80	66	52	12	3	14	8	0	15	1	10.69	2.08	8.82	6.95

BIG RED BATTER BRIEFS

#1 JOHN QUINLAN | JR. | OF | S/R

2025: .200 / .349 / .314 / .663 | 1 HR | 7 RBI | 2 SB

MARCH 9 AT WINTHROP: 1-3, BB, HBP, SB, SO FIRST PITCH INVITE: 4-11 (.364), 3 R, HR, 3 RBI, 3 BB, 2 SB vs. LHP: .143 (2-for-14, 0 HR) ACTIVE HIT STREAK: 4 G, (5-16, .313)
ROAD TRIP: 7-35 (.200), 5 R, 2B, HR, 7 RBI, 5 BB, 8 SO, 2 SB vs. RHP: .238 (5-for-21, 1 HR) LAST ERROR: 10 G, 5/19/24 vs. Penn (LF)

- ▶ Batted .364 (4-for-11) in last weekend's First Pitch Invitational, scoring three runs, hitting an home run, driving in two runs, drawing three walks and stealing two bases.
- ▶ Reached base safely in last 16 games, dating back to last season ... slashing .270/.365/.392 with 10 runs scored, four doubles, one triple, one home run, 12 RBI, and three stolen bases during stretch.
- ▶ Unanimously named First Team All-Ivy selection in 2024 after starting in 33 games (29 in LF, four in RF) ... batted .378 with nine doubles, two triples, five home runs, and 20 RBI ... stole team-leading 10 bases, going 10-for-12 on steal attempts ... 56 hits ranked tied with **KEN VEENEMA** (1977) for fifth in Cornell history, trailing **GUY LEACH** (61 in 1988), **NATHAN FORD** (59 in 2008), **ERIK RICO** (57 in 2002), and **BRIAN BILLIGEN** (2012); figure was tied for sixth in Ivy League ... concluded year with second-highest batting average (.378) among eligible Ivy League hitters ... batted .423 in conference games, one of three Ivy League hitters to hit .400 in contests against Ancient Eight opposition ... led Ivy League in hits in conference play (42), lone player to reach 40-hit plateau in 2024 ... notched trio of four-hit efforts against Harvard (April 7), Penn (April 14), and Yale (April 20), one of two Cornell players since 2003 with at least three four-hit games in a season (**MARSHALL YANZICK** - 2012) ... hit walk-off two-RBI double in opening game of April 20 doubleheader against Yale, capping latest four-hit game of season; bloop two-run double solidified eight-run comeback for Big Red, which trailed 8-0 in bottom of eighth inning ... received Ivy League Player of the Week honors on April 22 after slashing .588/.667/1.118 (1.784 OPS), going 10-for-17 with three doubles, two home runs, five RBI, three stolen bases while striking out zero times during Big Red's 3-1 week against Binghamton and Yale ... also named Cornell's Academic All-Ivy selection.

#2 MASON BARELA | FR. | C/INF | R/R

2025: .500 / .500 / .500 / 1.000 | 0 HR | 0 RBI | 0 SB

MARCH 9 AT WINTHROP: DID NOT PLAY FIRST PITCH INVITE: DID NOT PLAY vs. LHP: 1.000 (1-for-1, 0 HR) ACTIVE HIT STREAK: 1 G, (1-1, 1.000)
ROAD TRIP: 1-2, SO vs. RHP: .000 (0-for-1, 0 HR) LAST ERROR: 2 G without an error

- ▶ Made pair of pinch-hit appearances in season-opening weekend series at No. 17-ranked Duke ... struck out in first collegiate at-bat on Feb. 22 before notching first collegiate base hit the following day.
- ▶ Earned four varsity letters in baseball at Jupiter HS, where program won four district titles ... nominated for 2023 Palm Beach Athlete of the Year ... named captain during senior year.

#4 CADEN WILDMAN | SO. | OF | R/R

2025: .200 / .333 / .400 / .733 | 1 HR | 3 RBI | 1 SB

MARCH 9 AT WINTHROP: 0-4, R, 2 SO FIRST PITCH INVITE: 0-8, R, 4 SO vs. LHP: .125 (1-for-8, 0 HR) ACTIVE HIT STREAK: 0 G, (0-9)
ROAD TRIP: 5-28 (.200), 8 R, 2 2B, HR, 3 RBI, 5 BB, 11 SO vs. RHP: .235 (4-for-17, 1 HR) LAST ERROR: 24 G, 4/7 (G1) vs. Harvard (RF)

- ▶ Saw five-game hitting streak come to an end last weekend at First Pitch Invitational, where he went 0-for-8 in pair of appearances ... hitless in last nine at-bats.
- ▶ Set career highs for walks (3) and runs (4) in nightcap of March 1 doubleheader at UMBC, going 1-for-2 and also stole a base.
- ▶ Had breakout sophomore campaign in 2024, starting 35 of 38 appearances (32 in RF, three in CF) ... one of two players to play in all 38 of Cornell's games (**NATHAN WAUGH** '24) ... batted .279 with four doubles, five home runs, and 23 RBI ... became first Cornell player in program history to hit multiple grand slams in a game — coming in seventh and eighth innings — of two-home run outing in nightcap of April 13 DH at Penn ... also plated go-ahead run with bases-clearing double in series finale and solidifying series victory against Quakers (April 14), leading to be named Ivy League's Co-Player of the Week after slashing .333/.375/.800 with a double, two HR, 11 RBI, and five runs scored.

#5 TYLER BEAULIEU | FR. | OF | R/R

2025: .000 / .000 / .000 | 0 HR | 0 RBI | 0 SB

MARCH 9 AT WINTHROP: DID NOT PLAY FIRST PITCH INVITE: DID NOT PLAY vs. LHP: .000 (0-for-0, 0 HR) ACTIVE HIT STREAK: —
ROAD TRIP: 0-0 vs. RHP: .000 (0-for-0, 0 HR) LAST ERROR: 0 G

- ▶ Earned four varsity letters at Episcopal Academy in Newton Square, Pa. ... earned All-Inter AC, All-Main-Line, and All-Delaware County honors on two occasions ... named captain of team during senior season ... also earned four letters in basketball, where he an All-Delaware County selection and served as captain during senior year ... received National Merit Finalists Award ... mother, Linda, played softball at Army West Point (1986-89).

#6 KYLE MUSSER | SR. | OF | R/R

2025: .206 / .325 / .324 / .649 | 1 HR | 6 RBI | 0 SB

MARCH 9 AT WINTHROP: 0-1 FIRST PITCH INVITE: 4-10 (.400), 2 R, 2B, RBI, 2 BB, 2 SO vs. LHP: .091 (1-for-11, 0 HR) ACTIVE HIT STREAK: 0 G, (0-3)
ROAD TRIP: 7-34 (.206), 4 R, 2B, HR, 6 RBI, 5 BB, 8 SO, HBP vs. RHP: .261 (6-for-23, 1 HR) LAST ERROR: 46 G without an error

- ▶ Went 4-for-10 (.400) at First Pitch Invitational last weekend, scoring two runs, hitting a double, driving in two runs, drawing two walks, and striking out twice ... left last Sunday's game against Winthrop after first inning following a collision with an Eagles runner at first base on inning-ending groundout.
- ▶ Hit two-run home run in opening game of March 1 twin bill at UMBC, marking first round-tripper since blasting first collegiate home run — a go-ahead three-run blast with Big Red down to its final strike — against Binghamton (April 16, 2024) ... registered a base hit in 14 at-bats (.071) in season-opening series against No. 17-ranked Duke ... drove in both RBI of series versus Duke with two-RBI single in fifth inning of Feb. 22 loss.
- ▶ Made six starts in 14 appearances in 2024 ... batted .313 with one home run and five RBI ... registered first multi-hit game of season against Penn (April 13), going 2-for-2 with three runs scored while coming off bench ... logged season-high three hits against Brown (May 4), going 3-for-5 with an RBI.

#7 MAX JENSEN | SR. | OF | L/R

2025: .333 / .400 / .611 / 1.011 | 3 HR | 7 RBI | 2 SB

MARCH 9 AT WINTHROP: 3-5, RBI, SO FIRST PITCH INVITE: 5-16 (.313), 2 RBI, 4 SO vs. LHP: .500 (6-for-12, 1 HR) ACTIVE HIT STREAK: 5 G, (9-25, .360)
ROAD TRIP: 12-36 (.333), 5 R, 2B, 3 HR, 7 RBI, 4 BB, 6 SO vs. RHP: .250 (6-for-24, 2 HR) LAST ERROR: 1 G, 3/8/25 vs. UAB (1B)

- ▶ **ACCOLADES:** Ivy League Player of the Week (March 3) ... batted team-leading .444 (4-for-9) with two home runs and four RBI in doubleheader sweep of UMBC (March 1) ... also scored three times, drew a pair of walks and stole a base in the series.
- ▶ **NCAA RANKINGS:** 0.38 HR/game (78th) 1.50 hits/game (142nd)
- ▶ **IVY LEAGUE RANKINGS:** 0.38 HR/game (1st); 1.50 hits/game (1st)
- ▶ Enters weekend riding a five-game hit streak, slashing .360/.407/.600/1.007 during span with two home runs, six RBI, two walks, four strikeouts, and a stolen base ... has reached base safely in each of last 26 games, dating back to last season, having at least one hit in 25 of last 26 games, slashing .377/.446/.579/1.025 with five doubles, six home runs, 34 RBI, and six stolen bases during stretch ... has scored 23 times, drawn 13 walks, been hit by two pitches, and has been set down on strikes just 15 times over span ... has 14 multi-hit games and 11 multi-RBI games during streak.
- ▶ 20-game hit streak was snapped after going 0-for-3 with a walk in series finale against No. 17 Duke (Feb. 23) ... 20-game hit streak was Big Red's longest streak since 2003.
- ▶ Unanimously named First Team All-Ivy in 2024 after slashing .358/.455/.561/1.007 ... appeared and started in 37 games for the Big Red, splitting time between 1B and 3B ... one of four Big Red hitters to bat over .300 on season, concluding year with .358 average with eight doubles, two triples, six home runs, and 37 RBI ... scored 34 runs, one of three Big Red players to reach 30-plus runs ... ended season riding 18-game hit streak; had 11 multi-hit games and nine multi-RBI games during stretch358 average ranked fifth among eligible Ivy League hitters455 on-base percentage ranked fifth in conference and 1.015 OPS was eighth-highest in Ancient Eight ... registered 53 hits during season, tied for ninth-most in Ivy League ... logged .400 batting average in conference contests, one of three Ivy League players to accomplish feat and one of two Cornell players to do so (**JOHN QUINLAN** — .424) ... concluded conference play with second-highest hit total (37) trailing Quinlan's conference-leading 42 base knocks ... drove in 26 RBI in Ivy League play, marking fifth-most in Ancient Eight ... committed just one error in 239 fielding opportunities, leading to .996 fielding percentage ... factored in team-leading 20 double plays on season.

BIG RED BATTER BRIEFS

#8 LUKE JOHNSON | SO. | INF | R/R

2025: .152 / .200 / .273 / .473 | 1 HR | 5 RBI | 1 SB

MARCH 9 AT WINTHROP: 0-4

FIRST PITCH INVITE: 0-12, R, BB, SO

vs. LHP: .182 (2-for-11, 0 HR)

ACTIVE HIT STREAK: 0 G, (0-15, .000)

ROAD TRIP: 5-33 (.152), 4 R, 2B, HR, 5 RBI, BB, HBP, 6 SO

vs. RHP: .136 (3-for-22, 1 HR)

LAST ERROR: 11 G, 5/5/24 at Brown (3B)

▶ Hitless in last 15 at-bats after hitting first collegiate home run — a three-run blast — in nightcap of March 1 twin bill at UMBC ... batted .300 (3-for-10) in doubleheader sweep while posting four RBI ... hit seventh-inning RBI double in season-opening series against No. 17-ranked Duke (Feb. 21).

▶ Started 19 of 28 appearances in 2024, primarily at 3B ... batted .241 with three doubles and five RBI ... recorded hit in 10 of last 13 games ... registered doubles in first two collegiate games against Georgia Tech (Feb. 23 and Feb. 25) ... drove in first two RBI of collegiate career in latter game against Georgia Tech ... posted 3-for-5 effort with a double against Yale in opening game of April 20 doubleheader ... hit go-ahead two-run single in ninth inning against Princeton (May 17) in opening game of Ivy League Tournament ... older brother, Spencer, is a pitcher at George Fox University, an Oregon-based Division III institution ... father, Craig, played collegiate tennis at Pepperdine (1989-93) before playing professionally and earned ranking as high as No. 287 ... mother, Michelle, played collegiate tennis at Notre Dame ... great-grandfather and great-grandmother (1929), great-uncle (1956), grandfather (1957), grandmother (1958), and aunt (1986) are all Cornell graduates.

#12 RYAN PORTER | SR. | OF/RHP | R/R

2025: .300 / .417 / .400 / .817 | 0 HR | 2 RBI | 0 SB

MARCH 9 AT WINTHROP: 0-5, SO

FIRST PITCH INVITE: 3-9, R, 2B, 2 RBI, BB, SO

vs. LHP: .000 (0-for-4, 0 HR)

ACTIVE HIT STREAK: 0 G (0-5)

ROAD TRIP: 3-10 (.300), R, 2B, 2 RBI, 2 BB, SO

vs. RHP: .500 (3-for-6, 0 HR)

LAST ERROR: 0 G, 3/9/25 at Winthrop (P)

▶ Started in RF against UAB last Saturday, marking first start in field since March 15, 2024, at Richmond ... went 3-for-4 with a double, two RBI, and a walk drawn ... three-hit game was his first since April 28, 2023, vs. Penn ... went 3-for-9 on weekend in South Carolina, also starting as DH at Winthrop last Sunday.

▶ Appeared in opening game of March 1 doubleheader against UMBC as relief pitcher, earning victory ... did not have any PAs ... played in all three games at No. 17-ranked Duke ... pitched final 2.1 IP in season opener before ABs as pinch-hitter in final two games, drawing a walk (Feb. 22) and flying out (Feb. 23).

▶ Made 20 appearances in 2024, making eight starts (five in LF, two in RF, one as SP) ... split time between pitcher's mound and field before serving as full-time relief pitcher in mid-March ... batted .185 in 27 at-bats, logging a double and three RBI ... opened season with two-RBI effort against Georgia Tech (Feb. 23) ... logged lone multi-hit performance on season in series finale against Georgia Tech (Feb. 25).

#15 OWEN CARLSON | SO. | INF | L/R

2025: .333 / .357 / .333 / .690 | 0 HR | 4 RBI | 0 SB

MARCH 9 AT WINTHROP: 0-3, RBI, SO

FIRST PITCH INVITE: 4-11 (.364), 2 R, 3 RBI, 2 SF

vs. LHP: .333 (3-for-9, 0 HR)

ACTIVE HIT STREAK: 0 G (0-3)

ROAD TRIP: 8-24 (.333), 5 R, 4 RBI, BB, HBP, 7 SO, 2 SF

vs. RHP: .333 (5-for-15, 0 HR)

LAST ERROR: 3 G, 3/1/25 (G1) at UMBC (2B)

▶ NCAA RANKINGS: 2 sacrifice flies (89th)

▶ IVY LEAGUE RANKINGS: 2 sacrifice flies (1st)

▶ Batted .364 (4-for-11) in last weekend's First Pitch Invitational ... drove in three runs on weekend, two of which came on sacrifice flies ... had consecutive two-hit outings against Michigan State (March 7) and UAB (March 8).

▶ Went 1-for-3 in lone appearance in doubleheader sweep of UMBC (March 1) ... scored a run, drew a walk, and also struck out once ... batted .300 (3-for-10) in season-opening series against No. 17-ranked Duke, starting at 2B in all three games ... scored twice and had RBI single in Feb. 21 upset victory.

▶ Started six of 16 appearances in 2024 (four at 2B, one at 3B, one as DH) ... batted .286 with one double, one home run, and two RBI ... notched first career extra-base hit (double) against Richmond (March 16) ... posted two of three multi-hit performances against Richmond (March 16 and 17) ... other multi-hit performance came against Binghamton (May 1), where he blasted first collegiate home run in 2-for-5 effort with two runs scored ... did not commit any errors in his 24 fielding opportunities.

#18 TJ SWIDORSKI | JR. | INF/RHP | R/R

2025: .333 / .500 / .500 / 1.000 | 0 HR | 3 RBI | 0 SB

MARCH 9 AT WINTHROP: DID NOT PLAY

FIRST PITCH INVITE: NO PLATE APPEARANCES

vs. LHP: .000 (0-for-0, 0 HR)

ACTIVE HIT STREAK: 1 G (1-3, .333)

ROAD TRIP: 2-6, 3 R, 2B, 3 RBI, 2 BB, SO

vs. RHP: .333 (2-for-6, 0 HR)

LAST ERROR: 0 G, 3/1/25 (G2) at UMBC (2B)

▶ Lone appearance at First Pitch Invitational came as a relief pitcher against UAB last Saturday (1 IP, 0 H, 2 R, 1 BB) ... played in both games of doubleheader sweep of UMBC (March 1), entering as pinch-hitter in opener and scoring in lone PA ... started nightcap at 2B, going 1-for-3 with two runs, a double, and three RBI ... logged pair of pinch-hit appearances in season-opening series against No. 17-ranked Duke ... reached base safely in both appearances, singling in his first at-bat of season (Feb. 22) and reached on fielder's choice (Feb. 23).

▶ Started all 17 appearances in 2024, all coming at SS ... batted .234 with three doubles and six RBI ... posted four multi-hit games, including season-high three hits against Brown (May 4) in 3-for-6 effort with three runs and a double ... drove in season-high three RBI against Georgia Tech (Feb. 25) ... collected two of three doubles on season in opening game of March 10 doubleheader against Georgetown ... went 2-for-4 with two RBI against Yale (April 21) ... committed one error in 79 fielding opportunities (.987 fielding percentage).

#19 MARK QUATRANI | SO. | C | R/R

2025: .226 / .385 / .387 / .772 | 1 HR | 2 RBI | 0 SB

MARCH 9 AT WINTHROP: 1-2, BB, 2 HBP

FIRST PITCH INVITE: 3-10 (.300), 4 R, HR, 2 RBI, 2 BB, 4 SO

vs. LHP: .111 (1-for-9, 0 HR)

ACTIVE HIT STREAK: 2 G, (3-6, .500)

ROAD TRIP: 7-31 (.226), 8 R, 2 2B, HR, 2 RBI, 5 BB, 8 SO

vs. RHP: .273 (6-for-22, 1 HR)

LAST ERROR: 9 G, 5/20/24 vs. Penn (C)

▶ Blasted first home run of season last Saturday against UAB ... batted .300 (3-for-10) at First Pitch Invitational, scoring four runs, driving in two RBI, drawing two walks, striking out four times, and being hit by three pitches, including twice at Winthrop last Sunday.

▶ After 0-for-11 start to season, is batting .350 (7-for-20) with .350/.519/.600/1.119 slash line and seven runs scored, two doubles, one home run, two RBI, four walks drawn, hit by three pitches, and four strikeouts ... batted .333 (3-for-9) in March 1 doubleheader sweep of UMBC, scoring three runs, had two doubles, and drew a pair of walks.

▶ Named Ivy League Rookie of the Year in 2024, becoming third Cornell player to earn honor (**BILL WALKENBACH** - 1995; **KELLEN URBON** - 2012) ... also received First Team All-Ivy honors, serving as lone freshman to earn distinction ... sixth Cornell freshman named First Team All-EIBL or All-Ivy since 1976 — first year freshman were eligible to play on varsity team — joining **GREG MYERS** (1979), **JOHN DeGIOVANNI** (1980), Walkenbach (1995), **JUSTIN MILO** (2007), and URBON (2012).

▶ Started 29 of 30 appearances (20 starts at C, nine as DH) while finishing season with .362/.492/.714/1.231 slash line with two doubles, one triple, 11 home runs, and 43 RBI ... 11 HR were most by Cornell freshman in program history ... became fourth Big Red player to hit 10-plus HR in season, joining **CHRIS CRUZ** (12 in 2012), **ERIC KIRBY** (11 in 1995), and **ERIK RICO** (11 in 2002) ... 43 RBI tied **GUY LEACH** (1988) for second-most in program history, two shy of **PETE WATZKA**'s program record (45 in 1971) ... fifth-highest on-base percentage (.492) by Cornell player with at least 80 ABs714 slugging percentage marked second time in program history a player had at least a .700 slugging percentage (min. 80 ABs), only trailing Rico's .768 figure in 2002.

▶ Finished within top 10 among Ivy League hitters in OBP and OPS (2nd), batting average and slugging percentage (3rd), home runs and RBI (T-5th), and hit by pitches (T-6th) ... drove in Ivy League-leading 30 RBI in conference games and hit seven of 11 HR against Ancient Eight opponents, tied for third-most in league.

▶ Opened collegiate career with two-hit effort and solo HR against Georgia Tech (Feb. 24) ... drove in season-high six RBI against Dartmouth (March 30) in 3-for-5 effort with two HR — one of which was a grand slam ... went 4-for-9 with three HR and nine RBI in series against Dartmouth (March 30-31), en route to earning first of three Ivy League Rookie of the Week honors ... logged six RBI while going 6-for-13 in series against Penn (April 13-14), earning first of two consecutive Rookie of the Week accolades ... collected at least one RBI in 10 consecutive games from April 7-27, amassing 15 RBI during stretch ... registered four three-hit games throughout season, including both games of final day of Ivy League Tournament against Penn (May 20) ... drove in three-plus RBI in six games (four three-RBI games, one four-RBI game, one six-RBI game) ... caught six of 25 runners stealing on season (24.0 percent) ... registered .972 fielding percentage (four errors in 142 fielding chances).

BIG RED BATTER BRIEFS

#20 KEVIN HAGER | SO. | INF | R/R

2025: .391 / .559 / .609 | 1.168 | 1 HR | 9 RBI | 0 SB

MARCH 9 AT WINTHROP: 2-4, R, SO

FIRST PITCH INVITE: 4-9, 2 R, 2B, 3 RBI, 2 BB, 2 HBP, 3 SO

vs. LHP: .500 (4-for-8, 1 HR)

ACTIVE HIT STREAK: 2 G (4-8, .500)

ROAD TRIP: 9-23 (.391), 8 R, 2 2B, HR, 9 RBI, 5 BB, 5 HBP

vs. RHP: .333 (5-for-15, 0 HR)

LAST ERROR: 1 G, 3/8/25 vs. UAB (SS)

► **ACCOLADES:** Named Ivy League Player of the Week (Feb. 24) ... ignited Cornell to season-opening upset victory over No. 17-ranked Duke (Feb. 21) ... leadoff HR in third inning was first of 10 unanswered runs scored by Big Red in 11-8 win ... batted .500 (3-for-6) with HR and two RBI while leading team in runs scored (4) and drew three HBP.

► **NCAA RANKINGS:** .391 average (178th)559 OBP (46th) ... 0.63 HBP/game (15th)

► **IVY LEAGUE RANKINGS:** .391 average (1st)559 OBP (1st) ... 0.63 HBP/game (2nd)

► Went 4-for-9 (.444) in last weekend's First Pitch Invitational, scoring twice runs, hitting a double, driving in three runs, walking twice, getting hit by two pitches, and striking out three times ... batted .250 (2-for-8) in March 1 doubleheader sweep of UMBC ... scored twice, had a double, and drove in career-high four RBI in nightcap victory.

► Started 21 of 23 appearances in 2024, all of which came at SS ... batted .241 with a double, four home runs, and 12 RBI ... six of 12 RBI on season came in Ivy League Tournament, earning spot on All-Tournament team ... concluded campaign on season-high five-game hit streak ... posted first collegiate extra-base hit (RBI double) against Richmond (March 16) ... registered first collegiate home run — the first of three consecutive Cornell home runs — against Dartmouth in nightcap of March 30 twin bill ... other three home runs came against Penn on April 14 in regular season and May 19 and May 20 in Ivy League Tournament games ... committed four errors in 92 fielding chances (.957 fielding percentage) ... brother, **FRANK JR.**, played baseball at Cornell for four years (2009-12) before serving as an assistant coach for seven years (2016-22).

#22 JAKOBI DAVIS | SR. | OF | L/L

2025: .259 / .429 / .481 | .910 | 1 HR | 5 RBI | 1 SB

MARCH 9 AT WINTHROP: 1-3, HR, 2 RBI, BB

FIRST PITCH INVITE: 2-11 (.182), 2 R, HR, 2 RBI, 2 BB, 5 SO

vs. LHP: .625 (5-for-8, 1 HR)

ACTIVE HIT STREAK: 1 G (1-3, .333)

ROAD TRIP: 7-27 (.259), 5 R, 2B, 3B, HR, 5 RBI, 7 BB, 10 SO

vs. RHP: .105 (2-for-19, 0 HR)

LAST ERROR: 58 G, 4/8/23 vs. Brown (CF)

► **NCAA RANKINGS:** 0.13 triples/game (83rd)

► **IVY LEAGUE RANKINGS:** 0.13 triples/game (2nd)

► Registered first home run of season in final game of First Pitch Invitational last Sunday at Winthrop ... went 2-for-11 (.182) on weekend, scoring twice, driving in two runs, drawing two walks, and striking out five times.

► Went 1-for-8 at plate in March 1 doubleheader sweep of UMBC ... scored two runs with a double and RBI ... went 4-for-8 with a triple, two RBI, and stealing a base in season-opening series against No. 17-ranked Duke.

► Reached base safely in each of last 15 games, dating back to last season ... slashing .288/.415/.462/.877 with 11 runs scored, two doubles, two triples, one home run, eight RBI, three steals, while drawing 11 walks and striking out 13 times during stretch.

► All 35 of appearances in 2024 were starts in CF ... batted .265 with four doubles, two triples, three home runs, and 14 RBI ... successful on five of seven steal attempts ... went 3-for-4 against Penn (April 14), matching single-game high for hits ... recorded both triples on the road against JMU (March 3) and Brown (May 4) ... two of three HR occurred at Booth Field; first HR was final blast of three consecutive HR hit against Dartmouth in nightcap of March 30 twin bill ... did not register an error in his 71 fielding opportunities.

#30 WILLIAM JAUN | SR. | 1B/LHP | L/L

2025: .000 / .000 / .000 | 0 HR | 0 RBI | 0 SB

MARCH 9 AT WINTHROP: DID NOT PLAY

FIRST PITCH INVITE: 0-0

vs. LHP: .000 (0-for-0, 0 HR)

ACTIVE HIT STREAK: 2 G (2-7, .286)

ROAD TRIP: 0-0

vs. RHP: .000 (0-for-0, 0 HR)

LAST ERROR: 11 G, 3/16/24 at Richmond (1B)

► Lone four appearances of season have come out of bullpen, which includes registering a save in opening game of March 1 doubleheader at UMBC.

► Registered 19 at-bats over first month of season before sustaining injury that forced him out of action for a month ... went 3-for-19 at the plate over first month of season, recording a double (Georgia Tech - Feb. 24) and RBI (Georgetown - March 10) ... father, Gregory, played four years of baseball at Notre Dame (1980-83) ... brother, Eric, was outfielder at Babson (2016-19).

#31 RYAN DILLON | FR. | C | R/R

2025: .000 / .000 / .000 | 0 HR | 0 RBI | 0 SB

MARCH 9 AT WINTHROP: DID NOT PLAY

FIRST PITCH INVITE: DID NOT PLAY

vs. LHP: .000 (0-for-1, 0 HR)

ACTIVE HIT STREAK: 0 G (0-1)

ROAD TRIP: 0-1, SO

vs. RHP: .000 (0-for-0, 0 HR)

LAST ERROR: 0 G

► Has not played in either of last two weekends ... made collegiate debut against No. 17-ranked Duke (Feb. 23), serving as PH in ninth inning.

► Earned four varsity letters in baseball at Marlborough HS, where he was a three-year captain and named Team MVP on three occasions ... named to *Worcester Telegram & Gazette* All-Star team in 2024 ... three-time honoree to Mid-Wach All-Star teams, earning second-team honors in 2022 and first-team honors in 2023 and 2024, and was named league MVP in 2024 ... received Preseason All-American honorable mention honors from Perfect Game in 2023 (underclassmen) and 2024 ... member of National Honor and Business Honor Societies ... volunteered with Unified Basketball and Best Buddies for all four years of high school ... played travel baseball for four years with the Nokona Chiefs.

#41 JACKSON MARKO | JR. | C | R/R

2025: .000 / .000 / .000 | 0 HR | 0 RBI | 0 SB

MARCH 9 AT WINTHROP: DID NOT PLAY

FIRST PITCH INVITE: DID NOT PLAY

vs. LHP: .000 (0-for-0, 0 HR)

ACTIVE HIT STREAK: —

ROAD TRIP: 0-0

vs. RHP: .000 (0-for-0, 0 HR)

LAST ERROR: 0 G

► Seeking to make collegiate debut ... did not appear in any games in 2024 after joining team as a walk-on.

► Played two years of baseball at Christian Brothers Academy in Syracuse, N.Y., where he was a sectional champion in 2021, along with earning two league titles in 2021 and 2022 ... named team captain in 2022 and received John P. Durkin Award for sportsmanship, leadership, and character ... member of National Honor Society and was awarded Distinguished Senior Award ... member of Dean's List at Cornell.

2025 BIG RED HOME RUNS

				ROAD/		RUNNERS ON				OUTS			TIED		GO	DIRECTION					TEAM	LAST HR		ABs
PLAYER	HR	vL	vR	HOME	NEUTRAL	0	1	2	3	0	1	2	GAME	AHEAD	LF	LC	CF	RC	RF	W-L	DATE / OPPONENT	PITCHER	SINCE	
Mason Barela	—	—	—	—	—	—	—	—	—	—	—	—	—	—	—	—	—	—	—	—	—	—	—	
Tyler Beaulieu	—	—	—	—	—	—	—	—	—	—	—	—	—	—	—	—	—	—	—	—	—	—	—	
Owen Carlson	—	—	—	—	—	—	—	—	—	—	—	—	—	—	—	—	—	—	—	—	5/1/24 at Binghamton	Sajeski	27	
Jakobi Davis	1	1	—	—	1	—	1	—	—	1	—	—	—	—	—	—	—	—	1	0-1	3/9/25 at Winthrop	Frese	0	
Ryan Dillon	—	—	—	—	—	—	—	—	—	—	—	—	—	—	—	—	—	—	—	—	—	—	—	
Kevin Hager	1	1	—	—	1	1	—	—	—	1	—	—	—	1	1	—	—	—	—	1-0	2/21/25 at Duke	Johnson	22	
William Jaun	—	—	—	—	—	—	—	—	—	—	—	—	—	—	—	—	—	—	—	—	—	—	—	
Max Jensen	3	1	2	—	3	3	—	—	—	3	—	—	—	—	1	1	—	—	1	2-0	3/1/25 (G2) at UMBC	Ho	17	
Luke Johnson	1	—	1	—	1	—	—	1	—	1	—	—	—	1	1	—	—	—	—	1-0	3/1/25 (G2) at UMBC	Bell	15	
Jackson Marko	—	—	—	—	—	—	—	—	—	—	—	—	—	—	—	—	—	—	—	—	—	—	—	
Kyle Musser	1	—	1	—	1	—	1	—	—	—	—	1	—	—	1	—	—	—	—	1-0	3/1/25 (G1) at UMBC	Robinson	18	
Ryan Porter	—	—	—	—	—	—	—	—	—	—	—	—	—	—	—	—	—	—	—	—	4/28/23 vs. Penn	Zaffiro	44	
Mark Quatrani	1	—	1	—	1	—	1	—	—	—	1	—	—	1	—	1	—	—	—	0-1	3/8/25 vs. UAB	Ballard	3	
John Quinlan	1	—	1	—	1	1	—	—	—	1	—	—	—	1	—	—	—	1	—	0-1	3/7/25 vs. Michigan St.	Higgins	9	
Jayden Shin	—	—	—	—	—	—	—	—	—	—	—	—	—	—	—	—	—	—	—	—	—	—	—	
TJ Swidorski	—	—	—	—	—	—	—	—	—	—	—	—	—	—	—	—	—	—	—	—	2/25/23 at JMU	Murphy	113	
Beck Urofsky	—	—	—	—	—	—	—	—	—	—	—	—	—	—	—	—	—	—	—	—	—	—	—	
Matthew Walters	—	—	—	—	—	—	—	—	—	—	—	—	—	—	—	—	—	—	—	—	—	—	—	
Caden Wildman	1	—	1	—	1	—	1	—	—	—	1	—	1	—	1	—	—	—	—	1-0	3/1/25 (G1) at UMBC	Robinson	12	

LEADOFF HR (0)

PLAYER (CAREER NO.) DATE / OPP

BACK-2-BACK HR (0)

PLAYERS DATE / OPP

2-HR GAMES (1)

PLAYER (CAREER NO.) DATE / OPP

Max Jensen (1) 3/1 (G2) at UMBC

GRAND SLAMS (0)

PLAYER (CAREER NO.) DATE / OPP

BIG RED MISCELLANEOUS BATTING

PLAYER	MULTI-HIT GAMES						MULTI-RBI GAMES						HIT STREAKS						HITS	
	2	3	4	5+	TOTAL	CAREER	2	3	4	5+	TOTAL	CAREER	5-9	10-14	15+	ACTIVE	2025 HIGH	CAREER HIGH	INFIELD	BUNT
Mason Barela	—	—	—	—	—	—	—	—	—	—	—	—	—	—	—	1	—	—	—	—
Tyler Beaulieu	—	—	—	—	—	—	—	—	—	—	—	—	—	—	—	—	—	—	—	—
Owen Carlson	3	—	—	—	3	6	—	—	—	—	—	—	—	—	—	0	4, (2/23 - 3/8)	4, 2025	1	1
Jakobi Davis	1	—	—	—	1	16	2	—	—	—	2	11	—	—	—	1	3, (2/21 - 2/23)	7, 2024-25	2	—
Ryan Dillon	—	—	—	—	—	—	—	—	—	—	—	—	—	—	—	—	—	—	—	—
Kevin Hager	4	—	—	—	4	9	1	1	1	—	3	6	—	—	—	2	2, (3/8 - Pres.)	6, 2024-25	—	—
William Jaun	—	—	—	—	—	—	—	—	—	—	—	—	—	—	—	2	—	2, 2024	—	—
Max Jensen	1	2	—	—	3	39	2	—	—	—	2	23	1	—	—	5	5, (3/1 - Pres.)	20, 2024-25	—	—
Luke Johnson	1	—	—	—	1	5	—	1	—	—	1	3	—	—	—	0	2, (2x), Last: (3/1)	5, 2024	1	—
Jackson Marko	—	—	—	—	—	—	—	—	—	—	—	—	—	—	—	—	—	—	—	—
Kyle Musser	1	1	—	—	2	5	2	—	—	—	2	5	—	—	—	0	2, (3/7 - 3/8)	4, (2x), Last: 2024	—	—
Ryan Porter	—	1	—	—	1	13	1	—	—	—	1	10	—	—	—	0	—	4, 2022-23	1	—
Mark Quatrani	2	—	—	—	2	14	1	—	—	—	1	12	—	—	—	2	3, (2/23 - 3/1)	10, 2024	—	—
John Quinlan	1	—	—	—	1	28	3	—	—	—	3	10	—	—	—	4	4, (3/1 - Pres.)	9, 2024	—	1
Jayden Shin	—	—	—	—	—	—	—	—	—	—	—	—	—	—	—	—	—	—	—	—
TJ Swidorski	—	—	—	—	—	7	—	1	—	—	1	4	—	—	—	1	—	3, 2023	—	—
Beck Urofsky	—	—	—	—	—	—	—	—	—	—	—	—	—	—	—	—	—	—	—	—
Matthew Walters	—	—	—	—	—	—	—	—	—	—	—	—	—	—	—	—	—	—	—	—
Caden Wildman	—	—	—	—	—	8	1	—	—	—	1	6	1	—	—	0	5, (2/21 - 3/1)	11, 2024	—	—

Bold denotes active streak

BIG RED 2025 BATTING SPLITS

	AB	R	H	2B	3B	HR	RBI	BB	SO	AVG	OBP	SLG	OPS
TOTALS	287	56	73	13	1	10	54	44	73	.254	.375	.411	.786
Home	—	—	—	—	—	—	—	—	—	—	—	—	—
Away	214	42	52	10	1	8	40	34	52	.243	.369	.411	.780
Neutral	73	14	21	3	0	2	14	10	21	.288	.391	.411	.802
Day	287	56	73	13	1	10	54	44	73	.254	.375	.411	.786
Night	—	—	—	—	—	—	—	—	—	—	—	—	—
February	103	14	24	5	1	2	13	12	29	.233	.350	.359	.709
March	184	42	49	8	0	8	41	32	44	.266	.388	.440	.829
April	—	—	—	—	—	—	—	—	—	—	—	—	—
May	—	—	—	—	—	—	—	—	—	—	—	—	—

BIG RED LINEUP PRODUCTION

	AB	R	H	2B	3B	HR	RBI	BB	SO	AVG	OBP	SLG	OPS
1st	35	5	7	1	0	1	7	7	8	.200	.349	.314	.663
2nd	38	4	7	1	0	1	6	5	8	.184	.295	.289	.584
3rd	37	5	12	1	0	3	7	4	7	.324	.390	.595	.985
4th	31	8	7	2	0	1	2	5	8	.226	.385	.387	.772
5th	32	5	4	3	0	0	2	4	15	.125	.222	.219	.441
6th	27	8	12	1	1	1	7	7	7	.444	.583	.667	1.250
7th	23	8	9	2	0	2	10	8	3	.391	.583	.739	1.322
8th	31	9	10	1	0	0	6	3	10	.323	.389	.355	.744
9th	33	4	5	1	0	1	6	1	7	.152	.194	.273	.467

DAILY BATTING LOGS

PLAYER	2/23 at DUKE	2/24 at DUKE	2/25 at DUKE	3/1 (1) at UMBC	3/1 (2) at UMBC	3/8 vs. MSU	3/9 vs. UAB	3/10 at WIN	3/15 (1) at TOW	3/15 (2) at TOW	3/16 at TOW	3/22 (1) at YALE	3/22 (2) at YALE	3/23 at YALE
Mason Barela		k	1											
Tyler Beaulieu														
Owen Carlson	kk11c	kho	1ok	1owk		1oo1	ke11F	oFko						
Jakobi Davis	ow13w	ko1	hw1k	okoew	w2ckk	ok1o	kkkww	owo4						
Ryan Dillon			k											
Kevin Hager	4hchF	kwd	11h	koooo	c2w1w	wkwh	kho21	ok11						
William Jaun														
Max Jensen	o24oo	o1wo	koow	oo1wow	14e4d	o1okk	1oooko	1o11k						
Luke Johnson	eeo2o	koh1	cok	k1eo1	k4oek	coeo	okwoo	oooo						
Jackson Marko														
Kyle Musser	oodewo	oo1dk	hoook	14kkew	kokowo	oo112	wk1wok	o						
Ryan Porter		w	o				11wo2	oooko						
Mark Quatrani	kowko	okko	doo1	o1o2wo	owc2e	hkkoo	k14kw	oh1hw						
John Quinlan	oowo1k	kkwok	2oooo	ooedow	kce1wo	o4wbw	ooo11k	owh1k						
Jayden Shin														
TJ Swidorski		1	c	e	wwk2o									
Beck Urofsky														
Matthew Walters														
Caden Wildman	kobe2	2woo	kkk1	o4wkk	ww1wc	kookk		ockk						

KEY: 1-Single, 2-Double, 3-Triple, 4-Home Run, o-Out, k-Strikeout, w-Walk, W-Int. Walk, h-Hit by Pitch, e-Reached on Error, b-Sac Bunt, F-Sac Fly, c-Fielder's Choice, d-Double Play;
NOTE: Shading denotes started game; read left-to-right for first-to-last AB.

BIG RED W-L RECORD BY LINEUP CARD

PLAYER	BATTING ORDER (STARTS)									BY POSITION (STARTS)								
	1ST	2ND	3RD	4TH	5TH	6TH	7TH	8TH	9TH	C	1B	2B	3B	SS	LF	CF	RF	DH
Mason Barela	—	—	—	—	—	—	—	—	—	—	—	—	—	—	—	—	—	—
Tyler Beaulieu	—	—	—	—	—	—	—	—	—	—	—	—	—	—	—	—	—	—
Owen Carlson	—	—	—	—	—	—	—	2-4	0-1	—	—	2-5	—	—	—	—	—	—
Jakobi Davis	—	—	—	—	2-1	1-3	0-1	—	—	—	—	—	—	—	—	3-5	—	—
Ryan Dillon	—	—	—	—	—	—	—	—	—	—	—	—	—	—	—	—	—	—
Kevin Hager	—	—	—	—	—	0-2	3-3	—	—	—	—	—	—	3-5	—	—	—	—
William Jaun	—	—	—	—	—	—	—	—	—	—	—	—	—	—	—	—	—	—
Max Jensen	—	—	3-5	—	—	—	—	—	—	—	3-4	—	0-1	—	—	—	—	—
Luke Johnson	—	—	—	—	—	—	—	—	3-4	—	—	—	3-4	—	—	—	—	—
Jackson Marko	—	—	—	—	—	—	—	—	—	—	—	—	—	—	—	—	—	—
Kyle Musser	—	3-5	—	—	—	—	—	—	—	—	0-1	—	—	—	—	—	—	3-4
Ryan Porter	—	—	—	—	0-1	—	0-1	—	—	—	—	—	—	—	—	—	0-1	0-1
Mark Quatrani	—	—	—	3-5	—	—	—	—	—	3-5	—	—	—	—	—	—	—	—
John Quinlan	3-5	—	—	—	—	—	—	—	—	—	—	—	—	—	3-5	—	—	—
Jayden Shin	—	—	—	—	—	—	—	—	—	—	—	—	—	—	—	—	—	—
TJ Swidorski	—	—	—	—	—	—	—	1-0	—	—	—	1-0	—	—	—	—	—	—
Beck Urofsky	—	—	—	—	—	—	—	—	—	—	—	—	—	—	—	—	—	—
Matthew Walters	—	—	—	—	—	—	—	—	—	—	—	—	—	—	—	—	—	—
Caden Wildman	—	—	—	—	1-3	2-0	—	0-1	—	—	—	—	—	—	—	—	3-4	—

RUNS BY INNING

	1	2	3	4	5	6	7	8	9	10	11	12	13	14	15	TOTAL
BIG RED	0	3	12	4	12	9	9	6	0	1	—	—	—	—	—	56
OPPONENTS	12	6	5	6	18	12	13	15	1	0	—	—	—	—	—	88
DIFFERENCE	-12	-3	+7	0	-6	-3	-4	-9	0	+1	—	—	—	—	—	-32

VICTORY MARGIN

	1	2	3	4	5	6	7	8	9	10	11	12	13	14	15+
BIG RED	1	—	2	—	—	—	—	—	—	—	—	—	—	—	—
OPPONENTS	2	—	—	—	—	1	—	—	—	—	—	—	—	1	1

BIG RED COMEBACK VICTORIES

DATE / OPPONENT	LARGEST DEFICIT	DEFICITS
3/1 (G1) at UMBC	3	Trailed 1-0 after 1st; 3-0 after 2nd; 4-2 after 3rd
3/1 (G2) at UMBC	7	Trailed 7-0 after 1st; 7-2 after 2nd

BIG RED MULTI-RUN INNINGS

	TIMES	LAST TIME
2 Runs	8	3/9 at Winthrop (8th inning, 2 hits)
3 Runs	1	2/21 at Duke (6th inning, 4 hits)
4 Runs	0	—
5 Runs	1	3/1 (G2) at UMBC (5th inning, 4 hits)
6 Runs	2	3/8 vs. UAB (6th inning, 3 hits)
7 Runs	0	—
8 Runs	1	3/1 (G2) at UMBC (3rd inning, 4 hits)
9 Runs	0	—
10+ Runs	0	—

2025 GAME-BY-GAME BATTING STATISTICS																								
DATE	OPPONENT	W/L	SCORE	AB	R	H	RBI	2B	3B	HR	TB	BB	IBB	SB	CS	HBP	SH	SF	GDP	SO	AVG	OBP	SLG	OPS
2/21	at Duke	W	11-8	38	11	10	10	3	1	2	21	5	0	2	0	2	1	1	0	8	.263	.370	.553	.922
2/22	at Duke	L	2-16	31	2	6	2	1	0	0	7	5	0	1	0	2	0	0	1	12	.232	.357	.406	.763
2/23	at Duke	L	1-18	34	1	8	1	1	0	0	9	2	0	0	0	3	0	0	1	9	.233	.350	.359	.709
DUKE SERIES		1-2	14-42	103	14	24	13	5	1	2	37	12	0	3	0	7	1	1	2	29	.233	.350	.359	.709
3/1	at UMBC	W	8-7	41	8	9	8	1	0	2	16	8	0	1	1	0	0	0	1	8	.229	.349	.368	.717
3/1	at UMBC	W	16-13	36	16	11	15	4	0	3	24	11	0	1	0	0	0	0	1	8	.244	.374	.428	.802
UMBC SERIES		2-0	24-20	77	24	20	23	5	0	5	40	19	0	2	1	0	0	0	2	16	.260	.406	.519	.926
3/7	vs. Michigan State	L	2-3	33	2	8	2	1	0	1	12	4	0	0	1	2	1	0	0	8	.244	.372	.418	.790
3/8	vs. UAB	L	12-13	40	12	13	12	2	0	1	18	6	0	1	0	1	0	1	0	13	.257	.379	.423	.802
3/9	at Winthrop	L	4-10	34	4	8	4	0	0	1	11	3	0	1	0	3	0	1	0	7	.254	.375	.411	.786
FIRST PITCH INVITE STATS		0-3	18-26	107	18	29	18	3	0	3	41	13	0	2	1	6	1	2	0	28	.271	.375	.383	.758
3/15	at Towson																							
3/15	at Towson																							
3/16	at Towson																							
TOWSON SERIES																								
3/22	at Yale																							
3/22	at Yale																							
3/23	at Yale																							
YALE SERIES																								
3/25	BINGHAMTON																							
3/29	BROWN																							
3/29	BROWN																							
3/30	BROWN																							
BROWN SERIES																								
4/5	at Columbia																							
4/5	at Columbia																							
4/6	at Columbia																							
COLUMBIA SERIES																								
4/8	at Bucknell																							
4/12	PENN																							
4/12	PENN																							
4/13	PENN																							
PENN SERIES																								
4/15	at Binghamton																							
SEASON VS. BINGHAMTON																								
4/19	at Harvard																							
4/19	at Harvard																							
4/20	at Harvard																							
HARVARD SERIES																								
4/26	at Dartmouth																							
4/26	at Dartmouth																							
4/27	at Dartmouth																							
DARTMOUTH SERIES																								
4/29	at Binghamton																							
SEASON VS. BINGHAMTON																								
5/3	PRINCETON																							
5/3	PRINCETON																							
5/4	PRINCETON																							
PRINCETON SERIES																								
SEASON TOTALS				287	56	73	54	13	1	10	118	44	0	7	2	13	2	3	4	73	.254	.375	.411	.786



2025 TEAM STATISTICS (as of 3/13/25)

	STAT	NCAA	IVY
BASE ON BALLS	44	284th	2nd
BATTING AVERAGE	.254	209th	2nd
DOUBLE PLAYS	6	258th	6th
DOUBLE PLAYS / GAME	0.75	96th	4th
DOUBLES	13	289th	4th
DOUBLES / GAME	1.63	180th	4th
EARNED RUN AVERAGE	10.69	287th	6th
FIELDING PERCENTAGE	.973	91st	1st
HIT BATTERS	15	251st	6th
HIT BY PITCH	13	266th	2nd
HITS	73	294th	5th
HITS ALLOWED / 9 INN.	9.89	165th	2nd
HOME RUNS	10	199th	2nd
HOME RUNS / GAME	1.25	66th	1st
ON-BASE PERCENTAGE	.375	182nd	1st
RUNS	56	281st	3rd
SACRIFICE BUNTS	2	248th	3rd
SACRIFICE FLIES	3	243rd	2nd
SCORING	7.0	129th	1st
SHUTOUTS	—	—	—
SLUGGING PCT.	.411	167th	1st
STOLEN BASES	7	275th	5th
STOLEN BASES / GAME	0.88	210th	2nd
SO/BB RATIO	0.79	290th	8th
STRIKEOUTS / 9 INN.	7.0	261st	6th
TRIPLE PLAYS	—	—	—
TRIPLES	1	241st	3rd
TRIPLES / GAME	0.13	208th	3rd
WHIP	2.08	269th	4th
WIN PERCENTAGE	.375	207th	2nd
WALKS / 9 INN.	8.82	292nd	8th

2025 INDIVIDUAL LEADERS (as of 3/13/25)

	STAT	NCAA	IVY
BATTING AVERAGE			
Kevin Hager	.391	178th	1st
EARNED RUN AVERAGE			
Carson Mayfield	2.25	117th	3rd
HIT BY PITCH PER GAME			
Kevin Hager	0.63	15th	2nd
HITS ALLOWED PER NINE INNINGS			
Carson Mayfield	5.06	46th	3rd
Nathaniel Jennewein	6.00	96th	4th
HITS PER GAME			
Max Jensen	1.50	142nd	1st
HOME RUNS PER GAME			
Max Jensen	0.38	78th	1st
ON-BASE PERCENTAGE			
Kevin Hager	.559	46th	1st
SACRIFICE FLIES			
Owen Carlson	2	89th	1st
SAVES			
William Jaun	1	179th	3rd
TRIPLES PER GAME			
Jakobi Davis	0.13	83rd	2nd
WHIP			
Carson Mayfield	0.88	57th	3rd

SHOWING "GRIT AND GUTS"

► The season-long theme for the Cornell baseball team in 2025 is to show "grit and guts."

► Cornell exemplified that in the nightcap of the March 1 twin bill with UMBC in Baltimore, where the Big Red avenged a 7-0 first-inning deficit to defeat the Retrievers, 16-13, in a seven-inning contest. The comeback was the Big Red's second time avenging a seven-run deficit in as many years as it trailed Yale, 8-0, going into the bottom of the eighth of the first game of an April 20 doubleheader and prevailed in 10 innings, 10-9.

► Through the completion of Wednesday's games, Cornell is one of 24 Division I programs that has overcome a deficit of at least seven runs this season.

► Twelve of the 24 comebacks from seven-plus-run deficits have featured teams trailing by at least seven runs in the second inning or earlier. Cornell is one of three teams in the country that has been successful in avenging a first-inning deficit of at least seven runs, joining Rider (trailed 7-0 to Saint Peter's after first inning of 17-10 win last Sunday) and Texas Southern (trailed 8-1 after 1st inning of 14-13 win this past Tuesday).

IVY LEAGUE PRESEASON POLL

► The Ivy League preseason poll was announced Feb. 18 with Columbia pitted as the unanimous favorite following a vote of two representatives from each of the eight Ivy League programs (16 total voters).

► Penn was picked to finish second, serving as the lone other Ancient Eight program to receive over 100 points. Cornell was tabbed third while Princeton was selected to finish fourth, rounding out the projected second annual Ivy League Tournament, which will be held at the No. 1 seed.

► Rounding out the poll was Yale (69 points), Harvard (59 points), Dartmouth (30 points), and Brown (21 points).

► Cornell's third-place projection is the program's highest preseason ranking in the annual Ivy League's preseason poll since its inception in 2018.

QUATRANI HONORED BY D1BASEBALL

► Sophomore catcher **MARK QUATRANI** was honored by D1Baseball.com with preseason honors, being selected as one of the top 50 catchers in Division I baseball on Jan. 28.

► Quatrani, fresh off being named the Ivy League's Rookie of the Year last year, came in ranked at No. 39 on the list after posting a .362 batting average in his first year with the Big Red. Paired with his batting average, Quatrani registered a 1.206 OPS (.492 on-base percentage and .714 slugging percentage) after blasting 11 home runs and driving in 43 runs, both figures serving as team-highs.

► Among the 50 players named to the preseason list, Quatrani was the lone representative from the Ivy League and one of 12 sophomores honored, three of which were redshirt sophomores. Quatrani was one of 18 non-Power Four catchers named to the list

► Of the 49 players that played college baseball last season, Quatrani had the highest OPS (1.206) of any player named to the list, with his figure being 31 points higher than Virginia's Jacob Ference (1.175). Quatrani also had the third-highest batting average of those named, trailing Bowling Green sophomore Garrett Wright (.380) and Oklahoma junior Easton Carmichael (.366).

STARTING OFF STRONG

► Sophomore catcher **MARK QUATRANI** had one of the highest batting averages by a freshman in Cornell program history last season.

► Since freshmen were first eligible to play for the Big Red beginning with the 1976 season, Quatrani's .366 batting average last year ranked as the third-highest by a first-year player in program history, with a minimum of 80 at-bats, only trailing **BRIAN BILLIGEN** (.404 in 2009) and **TERRY BIRRER** (.379 in 1982).

► Quatrani became one of five players to have hit at least .360 in their first collegiate season with the Big Red, joining Billigen, Birrer, former Big Red infielder and head coach **BILL WALKENBACH** (.363 in 1995), and infielder **ANDREW LURIA** (.363 in 1999).

NCAA LEADERS

7+ RUN COMEBACKS BEFORE 3RD INN.

This Season (as of 3/13/25)

SCHOOL	OPPONENT	DEFICIT
Alabama	Ohio State	10-0 — T2
Alabama A&M	Grambling	9-1 — T2
Rhode Island	William & Mary	14-6 — B2
Louisiana	Texas Southern	8-1 — T2
Ball State	Sacramento St.	7-0 — B2
Saint Mary's	San Diego State	7-0 — T2
► Cornell	UMBC	7-0 — B1
VMI	Holy Cross	7-0 — T2
Oral Roberts	So. Indiana	7-0 — T2
Rider	Saint Peter's	7-0 — B1
Texas Southern	Texas A&M-CC	8-1 — B1
SIUE	Evansville	8-0 — T2

IVY PRESEASON POLL

2025 IVY LEAGUE PRESEASON POLL

Two Votes Per Program

SCHOOL (First-Place Votes)	POINTS
1. Columbia (16)	128
2. Penn	101
► 3. Cornell	88
4. Princeton	80
5. Yale	69
6. Harvard	59
7. Dartmouth	30
8. Brown	21

CORNELL RECORD BOOK

TOP BATTING AVG. BY FRESHMAN (Min. 80 ABs)
Cornell Program History

PLAYER	SEASON	AB	H	AVG
Brian Billigen	2009	114	46	.404
Terry Birrer	1982	116	44	.379
► Mark Quatrani	2024	105	38	.366
Bill Walkenbach	1995	146	53	.3630
Andrew Luria	1999	113	41	.3628

BIG RED TRENDS

CATEGORY	2025	UNDER PEPICELLI	STREAK
Overall	3-5	104-172-1	Lost 3
Ivy League Games	0-0	57-88	Won 1
Non-Conference Games	3-5	47-84-1	Lost 3
vs. Power 4 Opponent	1-3	4-26	Lost 3
vs. Non-Power 4 Opponent	2-2	43-58-1	Lost 2
Home Games	0-0	34-49-1	Lost 4
Away Games	3-3	63-113	Lost 1
Neutral Site Games	0-2	7-10	Lost 4
Day Games <small>(before 5 p.m.)</small>	3-5	99-164-1	Lost 3
Night Games <small>(5 p.m. or later)</small>	0-0	5-8	Lost 1
February	1-2	2-21	Lost 2
March	2-3	37-63	Lost 3
April	0-0	51-74-1	Lost 4
May	0-0	14-14	Lost 2
Cornell Scores 0-2 Runs	0-3	7-76	Lost 21
Cornell Scores 3-5 Runs	0-1	24-62-1	Lost 3
Cornell Scores 6-9 Runs	1-0	38-30	Won 1
Cornell Scores 10+ Runs	2-1	35-4	Lost 1
Cornell Allows 0-2 Runs	0-0	35-8	Won 6
Cornell Allows 3-5 Runs	0-1	38-36-1	Lost 1
Cornell Allows 6-9 Runs	2-0	27-65	Won 5
Cornell Allows 10+ Runs	1-4	4-63	Lost 2
Leading after Six Innings	2-1	77-14	Lost 1
Trailing after Six Innings	0-3	21-145	Lost 3
Tied after Six Innings	1-1	6-13-1	Lost 1
Leading after Seven Innings	2-0	70-8	Won 2
Trailing after Seven Innings	0-4	15-136	Lost 11
Tied after Seven Innings	0-1	7-9-1	Lost 1
Leading after Eight Innings	1-0	74-4	Won 3
Trailing after Eight Innings	0-4	7-140	Lost 11
Tied after Eight Innings	1-1	9-9-1	Lost 1
Big Red With No Home Runs	0-2	36-108	Lost 10
Big Red Hit a Home Run	3-3	68-64-1	Lost 3
Hits One Home Run	0-3	39-53-1	Lost 4
Hits Multiple Home Runs	3-0	29-11	Won 3
Big Red Has No Errors	1-2	38-45	Lost 2
Big Red Has an Error	2-3	66-127-1	Lost 3
Commits One Error	2-0	39-47-1	Won 5
Commits Multiple Errors	0-3	27-80	Lost 4
Out-hit Opponent	2-2	81-26	Lost 2
Out-hit by Opponent	1-3	17-137-1	Lost 1
Hits Equal	0-0	6-9	Won 1
Big Red Scores First	1-0	63-53-1	Won 2
Opponent Scores First	2-5	41-119	Lost 3
Extra-Inning Games	1-0	8-11-1	Won 1
One-Run Games	1-2	27-37	Lost 2
Two-Run Games	0-0	20-23	Lost 1
Five-Plus-Run Games	0-3	30-79	Lost 4
Shutouts	0-0	6-20	Lost 5

ALL-IVY AWARDS

► Last season, current seniors **MAX JENSEN** and **JOHN QUINLAN** were unanimously voted First Team All-Ivy last season, while current sophomore catcher **MARK QUATRANI** was also voted a first-team selection along with being tabbed the conference's Rookie of the Year.

► Quatrani's Rookie of the Year award signified just the third time in program history that a Cornell player was honored with been tabbed the conference's top newcomer. Only infielder **BILL WALKENBACH** (1995) and pitcher **KELLON URBON** (2012) were the previous Big Red players to receive the honor.

► The trio of First Team All-Ivy selections signified the fifth overall time (1969, 1971, 1977, 1982, 2024) that Cornell has had at least three first-team all-league players since first being instituted in 1960. **MIKE BRANCA** (first base), **MARLIN MCPHAIL** (second base), **JOHN DEMAYO** (outfield), and **GREG MYERS** (pitcher) all received First Team All-EIBL honors in the last instance Cornell had at least three first-team all-league selections.

DIGGING THE LONG BALL

► Cornell hit 52 home runs last season, marking the most by the Big Red in a single season in the program's 153-year history, besting the previous mark of 38 set during the 2009 season.

► Freshman catcher **MARK QUATRANI** led the Big Red in home runs last season with 11, tying **ERIC KIRBY** (1995) and **ERIK RICO** (2002) for the second-most blasts in a season. The 11 home runs by a freshman broke a 29-year record held by former infielder **BILL WALKENBACH** — who later became the Big Red's head coach from 2009-15 — after he hit six home runs in 1996.

► Quatrani enters the 2025 campaign five home runs shy of matching Kirby, **RAUL GOMEZ** (1998-01), and **ANDREW LURIA** (1999-02) for the ninth-most home runs in program history. **CHRIS CRUZ** assumes the program record for home runs (25 from 2011-14).

► Speaking of Quatrani, he registered the team's single-season record for home runs with a leadoff blast in Cornell's 14-11 setback in the opener of a twin bill with Columbia last April 27 at Booth Field in Ithaca.

► Of the 52 home runs hit last season by Cornell, eight came on the power of grand slams, the most in a season on record in program history. The grand slam total matched the combined output over the previous nine years combined.

WHEN IT RUNS, IT POURS

► Cornell scored 270 runs across its 38 games last season, computing to a 7.11 runs per game average, ranking 117th nationally.

► The Big Red's 7.11 runs per game average was its highest clip in a single season since 1901, when Cornell scored 180 runs in 24 games (7.50 runs per game). Last year's average also ranked as the fourth-highest scoring year in Cornell history with at least 20 games played.

► Last season's 270 runs scored was the 31st time in Cornell's 153-year history of the baseball program that it scored at least 200 runs in a season. The 270 runs were the third-most by the Big Red in a single season and was its highest run total since scoring a program-record 279 times in 2012, Cornell's last time it appeared in the NCAA Tournament.

► Last year, Cornell displayed a knack for scoring runs in bundles, as 225 of its 270 runs came in multi-run innings (83.3 percent of its run production). The Big Red had 66 multi-run innings in 2024 and had registered at least one inning with two-plus runs in 33 of its 38 games played (86.8 percent).

► Since the beginning of the 2022 season, Cornell has had at least one multi-run inning in 94 of its 117 games (80.3 percent). The Big Red has had a multi-run inning in 14 of its last 16 contests, dating back to last season, with the lone contests in which it did not register a multi-run inning coming against No. 17-ranked Duke (Feb. 23) and last Friday against Michigan State (March 7).

CORNELL RECORD BOOK

TRIO OF FIRST TEAM ALL-LEAGUE HONOREES
Program History (Since 1960)

PLAYERS	YEAR
Ed Cott (C), Chris Ritter (OF), Pete Watzka (3B), Bob Witkoski (SS)	1969
Tom Boettcher (3B), Pete Watzka (OF), Bob Witkoski (2B)	1971
Gary Gronowski (P), Dave Johnson (OF), Ken Veenema (2B)	1977
Mike Branca (1B), John DeMayo (OF), Marlin McPhail (2B), Greg Myers (P)	1982
► Max Jensen (1B), Mark Quatrani (C), John Quinlan (OF)	2024

CORNELL RECORD BOOK

MOST HOME RUNS IN SINGLE SEASON
Cornell Program History

RK	SEASON	HRs
► 1.	2024	52
2.	2009	38
3.	1999	35
4.	2001	34
5.	2022	33
6.	1995	30
	2010	30
	2023	30

CORNELL RECORD BOOK

MOST RUNS PER GAME IN A SINGLE SEASON
Cornell Program History (Min. 20 GP)

SEASON	GP	RUNS	RPG
1891	25	232	9.28
1901	24	180	7.50
1900	33	246	7.45
► 2024	38	270	7.11

MOST RUNS SCORED IN A SINGLE SEASON
Cornell Program History

SEASON	GP	RUNS	RPG
2012	49	279	5.69
1984	42	278	6.62
► 2024	38	270	7.11

IVY WEEKLY HONORS

DATE	AWARD	PLAYER (SCHOOL)
Feb. 24	Player	Kevin Hager (Cornell)
	Pitcher	Carson Mayfield (Cornell)
	Rookie	Sebastian Haggard (Penn)
March 3	Player	Max Jensen (Cornell)
	Pitcher	Sean Episcopo (Princeton)
	Rookie	Jack Ohman (Yale)
March 10	Player	Alec Atkinson (Yale)
	Pitcher	Carson Mayfield (Cornell)
	Rookie	Jack Ohman (Yale)

STANDINGS AND SCHEDULES

as of 3/13/25		IVY LEAGUE				OVERALL						
OPPONENT	W-L	PCT	GB	STREAK	W-L	PCT	STREAK	HOME	AWAY	NEUTRAL	RPI	
Yale	0-0	.000	—	—	8-3	.727	W3	2-0	6-3	0-0	179	
Cornell	0-0	.000	—	—	3-5	.375	L3	0-0	3-3	0-2	118	
Princeton	0-0	.000	—	—	3-10	.231	L1	0-0	3-8	0-2	249	
Columbia	0-0	.000	—	—	1-9	.100	L9	0-0	1-9	0-0	126	
Penn	0-0	.000	—	—	1-9	.100	L2	0-2	1-7	0-0	185	
Dartmouth	0-0	.000	—	—	0-6	.000	L6	0-0	0-6	0-0	178	
Harvard	0-0	.000	—	—	0-9	.000	L9	0-0	0-3	0-6	253	
Brown	0-0	.000	—	—	0-10	.000	L10	0-0	0-10	0-0	295	

LAST WEEK'S RESULTS

Tuesday, March 4

Yale 6, Siena 3

Friday, March 7

Michigan State 3, Cornell 2
#5 Georgia 14, Columbia 5
#7 Florida 12, Harvard 0 (7 inn.)
Delaware 12, Penn 7
Georgia Southern 11, Brown 1 (7 inn.)
VCU 4, Princeton 0
Yale 8, Rice 4

Saturday, March 8

UAB 13, Cornell 12
#5 Georgia 16, Columbia 6 (7 inn.)
#7 Florida 7-22, Harvard 0-7 (7 inn.)
Georgia Southern 9-5, Brown 1-4
Penn 2, Delaware 1
Princeton 11, VCU 4
Yale 11, Rice 8

Saturday, March 9

Winthrop 10, Cornell 4
#5 Georgia 9, Columbia 7
Delaware 13, Penn 12 (12 inn.)
VCU 11, Princeton 0
Yale 7, Rice 4

THIS WEEK'S RESULTS

Tuesday, March 11

Rutgers 3, Penn 2 (11 inn.)
Princeton 12, William & Mary 11

Wednesday, March 12

William & Mary 18, Princeton 1
Yale 9, Sacred Heart 5

THIS WEEKEND'S SCHEDULE

Friday, March 14

Harvard at Northeastern, 2:30
Penn at Lafayette, 3:00
Princeton at Liberty, 4:00
Dartmouth at Charleston, 6:05
Columbia at San Diego, 9:00 ET

Saturday, March 15

Cornell at Towson, 11 a.m. (DH)
Brown at Bryant, 12:00 (DH)
Harvard at Northeastern, 1:00
VMI at Yale, 12:00 (DH)
Princeton at Liberty, 1:00 (DH)
Dartmouth at Charleston, 2:00
Columbia at San Diego, 8:00 ET

Sunday, March 16

Cornell at Towson, 1:00
Penn at Lafayette, 12:00
VMI at Yale, 12:00
Brown at Bryant, 1:00
Dartmouth at Charleston, 1:00
Princeton at Liberty, 1:00
Harvard at Northeastern, 1:00
Columbia at San Diego, 4:00 ET

Monday, March 17

Columbia at San Diego, 6:00 ET

HOT HITTERS

► Cornell's trio of First Team All-Ivy selections last year in senior outfielder **JOHN QUINLAN** (.378), sophomore catcher **MARK QUATRANI** (.362), and senior infielder **MAX JENSEN** (.358) made Cornell one of 11 Division I programs last season to have at least three players with .350 batting averages. Players eligible must have had a minimum of three plate appearances per game and played in at least 75 percent of their team's games.

► Austin Peay led the nation with five players that had batting averages north of .350 last season. Wofford assumed second place with four representatives, while Cornell was tied with Arizona State, East Tennessee State, Jackson State, Northern Kentucky, Samford, UC Irvine, Virginia, and Western Michigan for the third-most batters with at least .350 averages last season.

► The Big Red was only one of two Division I programs (Austin Peay — four) to have at least three batters hit for an average equal or better than Jensen's .358 clip. Austin Peay had four batters meet the criteria, powered by Jon Jon Gazdar (.405), Lyle Miller-Green (.393), Clayton Gray (.380), and John Bay (.365).

QUINLAN'S HOT BAT

► Senior outfielder **JOHN QUINLAN** posted 1.70 hits per game last season, which led the Ivy League and ranked as the eight-highest average in Division I baseball last season.

► Rutgers' Joshua Kuroda-Grauer paced the nation with his 1.79 hits-per-game average, slightly ahead of Penn State's JT Marr (1.74), Austin Peay's Clayton Gray (1.73) and Jon Jon Gazdar (1.71), Virginia Tech's Ben Watson (1.72), Fairfield's Dean Ferrara (1.71), and Northeastern's Tyler MacGregor (1.71).

► Harvard's Ben Rounds ranked second among Ivy League batters with a 1.54 hits-per-game average, which ranked 39th nationally.

► Senior infielder **MAX JENSEN** averaged 1.43 hits per game last season, ranking fourth in the Ivy League and 108th nationally.

NCAA LEADERS

MOST PLAYERS WITH .350+ BATTING AVG.
2024 Season

SCHOOL	PLAYERS
Austin Peay	5
Wofford	4
Arizona State	3
► Cornell	3
East Tennessee State	3
Jackson State	3
Northern Kentucky	3
Samford	3
UC Irvine	3
Virginia	3
Western Michigan	3

SERIES HISTORY



SERIES HISTORY

SERIES TIED, 2-2

Ithaca, N.Y. (Booth Field):	0-1 (0-0)
Towson, Md. (John B. Schuerholz Park):	2-2 (2-2)
Neutral Sites:	0-0
Under Dan Pepicelli:	2-1

SCORING RECORDS

CORNELL		TOWSON	
Ithaca:	N/A	Ithaca:	N/A
Towson:	27	Towson:	14
COR, 27-14 (4/5/2017)		COR, 27-14 (4/5/2017)	
Neutral Site:	N/A	Neutral Site:	N/A

GAME-BY-GAME RESULTS

DATE	COR RK	TOW RK	SITE	SCORE
4/1/2015			Towson, Md.	L, 5-11
4/5/2017			Towson, Md.	W, 27-14
3/16/2019			Towson, Md.	W, 4-2
3/17/2019			Towson, Md.	L, 2-3

SCOUTING TOWSON

► Towson enters the weekend series with a 5-14 overall record after the Tigers split their pair of midweek contests against West Virginia and George Washington. Against West Virginia in Morgantown, W.Va., on Tuesday, the Mountaineers scored the first nine runs on their way to a 16-5 victory. Towson responded with a 16-2 run-rule-shortened victory the following day at home against the Revolutionaries, powered by its eight steals, which tied the program's single-game record.

► The Tigers currently have five starting batters hitting over .300 and driving in at least 10 runs, highlighted by Nich Francuzenko's .333 clip. Brian Heckelman (.316/.458/.605) leads Towson in numerous categories, including on-base and slugging percentages, and in OPS (1.063). Max D'Alessandro has a team-high four home runs on the year.

► Pitching for Towson has heavily relied on two of their starting pitchers, Max Simpson (1-3, 3.86 ERA) and Dutch DeProspero (1-1, 4.34 ERA). Kyle Emmons (0-1, 3.24 ERA), Matt Leikus (0-0, 3.27 ERA), and Nate Nabholz (1-0, 3.38 ERA) all have ERAs below 3.40 out of the Tigers' bullpen.

LAST SERIES AGAINST TOWSON

► Cornell and Towson split a two-game series at John B. Schuerholz Park in Towson, Md., during the 2019 season.

► In the opening game against Towson, which was the nightcap of a doubleheader on March 16, 2019, with Fordham, then-freshman **AUSTIN FLEMATTI** went 2-for-3 with a double and two-run single in the eighth inning that plated the tying and go-ahead runs for the Big Red, who posted a 4-2 victory over Towson after rallying from a 2-0 deficit after six innings.

► **JOHN NATOLI** mowed down all 10 batters he saw to earn the victory. **JONATHAN ZACHARIAS** yielded just an unearned run through four innings in his first collegiate start.

► Towson prevented a sweep of the two-game series, posting a 3-2 victory over Cornell, despite the Big Red staging a ninth-inning comeback.

► **MATT COLLINS** — who had a pair of hits on the day — led off the inning getting hit by a pitch, then **ALEX CARNEGIE** pulled a single into left to put two on with no out. **WILL SIMONEIT** then delivered a pinch-hit single to center field to cut the deficit to 3-2, but Towson held on, inducing a double play and flyout to leave the game-tying run at third.

► Cornell got five innings with just one unearned run scored against **SETH URBON**, who departed the game in the middle of the sixth inning.

9 YEARS, 280 MILES, 4 MEETINGS

► Cornell and Towson have met four times prior to this weekend's series. The Big Red and Tigers have evenly split the four contests, 2-2.

► Towson took the inaugural meeting on April 1, 2015, by an 11-5 score before Cornell posted victories of 24-17 (April 5, 2017) and 4-2 (March 16, 2019) to take the series lead. In the last meeting between the programs, Towson edged out Cornell, 3-2, to tie the series.

► All four meetings between Cornell and Towson have come at John B. Schuerholz Park.

BOOTH FIELD



► After spending over 100-plus years at Hoy Field, Cornell's legendary, and storied, on-campus field, the Cornell baseball team officially moved to Booth Field, the program's brand-new, \$17.5 million off-campus facility on Friday, April 21, 2023.

► Booth Field is named in honor of former Cornell pitcher **RICH BOOTH** '82, who has shown "extraordinary leadership and generosity — much of its anonymous — over the last four decades."

► The facility features many state-of-the-art amenities for the Cornell baseball team, including a 1500-square foot team room and lounge, 1500-square foot locker room, and a 7000-square foot indoor area for batting cages and pitching mounds. A nutrition station, Hall of Fame area, and a coaches room is included at the facility, which was completed this past summer.

YEAR-BY-YEAR RESULTS

SEASON	RECORD	W%	RF	RA	+/-
2023	1-5	.167	31	48	-17
2024	7-5	.583	86	92	-6
2025	0-0	.000	0	0	0
TOTALS	8-10	.444	117	140	-23

BOOTH FIELD FIRSTS (ALL INSTANCES OCCURRED ON 4/21/23 UNLESS DENOTED)

GAME: Friday, April 21, 2023 (Princeton 11, Cornell 8)
CORNELL WIN: April 28, 2023 (Game 2)
 Cornell 11, Penn 9
ATTENDANCE: 397
TIME OF GAME | TEMPERATURE: 2:21 | 84°F
FIRST PITCH: 3:33 p.m. by Spencer Edwards, Cornell; fastball, ball
BATTER: Matt Scannell, Princeton (homered)
PLATE UMPIRE: Mike Lum
HIT: Home run by Matt Scannell, 1st inning, none on
RUN: Matt Scannell, Princeton (homered)
SINGLE: Brendan Cumming, Princeton, 1st inning
DOUBLE: Max Jensen, Cornell, 1st inning
TRIPLE: Jakobi Davis, Cornell, 2nd inning
FIRST RBI: Matt Scannell, Princeton, 1st inning (homered)
HOME RUN: Matt Scannell, Princeton, (1st inning off Spencer Edwards)

CORNELL HOME RUN: Sam Kaplan (two-run), 5th inning, off Jackson Emus
TWO-RUN HOME RUN: Kyle Vinci, Princeton, (4th inning off Spencer Edwards)
CORNELL TWO-RUN HOME RUN: Sam Kaplan, 5th inning, off Jackson Emus
THREE-RUN HOME RUN: Kyle Vinci, Princeton, (7th inning off Carson Mayfield)
CORNELL THREE-RUN HOME RUN: Joe Hollerbach, (4/28/23, 3rd inning, off Cole Zaffiro)
GRAND SLAM: Kyle Vinci, Princeton, 4/8/23, (7th inning off Von Baker)
CORNELL GRAND SLAM: Nathan Waugh, 3/30/24, (2nd inning, off Marco Dumsky)
PINCH-HIT HOME RUN: Never happened
INSIDE-THE-PARK HOME RUN: Never happened
WINNING PITCHER: Jackson Emus, Princeton (starter)
LOSING PITCHER: Spencer Edwards, Cornell (starter)
SAVE: Jacob Faulkner, Princeton

PUTOUT: Matt Barnhorst, Cornell (first out of 6-4-3 DP)
ASSIST: Ryan Porter, Cornell (GIDP to shortstop)
ERROR: Noah Granet, Princeton, fielding
CG SHUTOUT: Tom Chmielewski, Princeton, 4/8/23
9-INNING CG SHO: Has not happened
WALK: Cornell's John Quinlan by Princeton's Jackson Emus, 1st inning
STRIKEOUT: Princeton's Kyle Vinci by Cornell's Spencer Edwards, 1st inning
STOLEN BASE: Scott Bandura, Princeton, 4th inning
DOUBLE PLAY: Porter, Barnhorst, Jensen, Cornell, 1st inn.
TRIPLE PLAY: Has not happened
BALK: Noah Keller, Cornell, 3/30/24 (G2), vs. Dartmouth
ONE-HITTER: Has not happened
NO-HITTER: Has not happened
EXTRA-INNING GAME: 4/20/24 (G2) vs. Yale (W, 10-9 — 10 inn.)



DAN PEPICELLI

10TH SEASON AT CORNELL

Years in Role: 10th Season as Head Coach

College: SUNY Cortland '90

Coaching Location: Dugout

24

DAN PEPICELLI, the Ted Thoren Head Coach of Cornell Baseball, was named the 17th head coach in Cornell baseball history on Aug. 10, 2015, and is entering his 10th season at the helm of the Cornell baseball program.

Pepicelli's 104 wins as the Big Red's head coach stand as the fourth-most in program history, trailing **TED THOREN** (515), **TOM FORD** (264), and **BILL WALKENBACH** (130).

Under Pepicelli's tutelage, Cornell has produced 25 All-Ivy League selections — including eight First Team and eight Second Team selections. Four Big Red players have also been selected in the Major League Baseball Amateur Draft.

Before his arrival on East Hill, Pepicelli spent six seasons at Clemson where he had three coaching titles during his six-year stay. The final three years with the Tigers were as the associate head coach.

He became the Tigers' first pitching coach to lead a staff to Omaha in his first season with the squad. That year, Clemson's pitching staff posted the first of four consecutive seasons with a sub-4.00 ERA. Pepicelli recruited and developed Matt Crownover, who earned freshman All-America accolades in 2013 and ACC Pitcher of the Year honors in 2015, and was instrumental in assembling *Baseball America's* ninth-ranked recruiting class in 2015. Ten Clemson pitchers were selected in the Major League Baseball Amateur Draft in Pepicelli's tenure at Clemson.

By joining the Big Red, Pepicelli returned home to upstate New York, where he previously had 11 years of head coaching experience at the Division III level between St. John Fisher and Hartwick.

After serving as an assistant coach for three seasons at Hartwick, Pepicelli was promoted to head coach for the 1999 season. Following his two-year tenure at Hartwick, Pepicelli was head coach and assistant athletic director at St. John Fisher for nine seasons (2001-09). Pepicelli was a two-time Empire 8 Coach of the Year (2001, 2007), with the latter coming when the Cardinals advanced to the NCAA Division III College World Series for the first time in program history.

Pepicelli's teams at St. John Fisher had winning records in each of his last seven seasons. His team garnered national recognition for sportsmanship in 2008 after a line-drive foul ball struck the opposing team's third-base coach in the head during the ninth inning of the play-in game of the 2008 ECAC Upstate Championship. Despite the fact the Cardinals were trailing, Pepicelli and the Cardinals elected to concede the game, ending any hope of clinching a berth an NCAA Tournament berth. The Committee on Sportsmanship and Ethical Conduct presented Pepicelli's team with the NCAA All-Divisions Sportsmanship Award.

Along with being the baseball coach at St. John Fisher, Pepicelli was the head strength and conditioning coach where he spent three years on the NCAA Competitive Safeguards Committee. He is a certified strength and conditioning specialist and is a member of the National Strength & Conditioning Association.

A native of Schenectady, N.Y., Pepicelli is married to the former Robyn Molloy, who played for and served as an assistant coach with the Syracuse women's soccer team. The couple has a daughter, Mia, and a son, Owen.

PEPICELLI'S FILE

COACHING EXPERIENCE

1988	Mohawk Valley CC (Volunteer Assistant)
1996-98	Hartwick (Assistant Coach)
1999-2000	Hartwick (Head Coach)
2001-09	St. John Fisher (Head Coach)
2010	Clemson (Assistant Coach)
2011-12	Clemson (Assistant Head Coach)
2013-15	Clemson (Associate Head Coach)
2016-Pres.	Cornell (Head Coach)

PLAYING EXPERIENCE

1986-87	Mohawk Valley Community College
1990	SUNY Cortland
1991	SUNY Oneonta

EDUCATION

SUNY Cortland

B.S., Economics and Management Science, 1990

COACHING CAREER

SEASON	RECORD	W%	CONF.	W%
HARTWICK (1999-2000)				
1999	9-22	.290	—	—
2000	12-18	.400	3-3	.500
TOTALS	21-40	.344	3-3	.500
ST. JOHN FISHER (2001-09)				
2001	19-14	.576	6-2	.750
2002	15-19	.441	3-3	.500
2003	16-16	.500	4-4	.500
2004	27-14	.659	4-4	.500
2005	22-15	.595	5-3	.625
2006	26-15	.634	9-7	.563
2007	28-13	.683	7-5	.583
2008	25-14-2	.634	9-7	.563
2009	22-17	.564	8-8	.500
TOTAL	200-137-2	.593	55-43	.561
CORNELL (2016-PRES.)				
2016	14-24	.368	7-13	.350
2017	21-17	.553	9-11	.450
2018	14-22-1	.392	9-12	.429
2019	14-24	.368	8-13	.381
2020	1-8	.111	—	—
2021	— NO SEASON (COVID-19 PANDEMIC) —			
2022	11-25	.306	5-16	.238
2023	9-26	.257	8-13	.381
2024	17-21	.447	11-10	.524
2025	3-5	.375	0-0	.000
TOTALS	104-172-1	.377	57-87	.396
OVERALL	325-349-3	.482	115-134	.462



#14

TOM FORD

ASSOCIATE HEAD COACH
35TH SEASON AT CORNELL



#27

JOHN TOPPA

ASSISTANT COACH
3RD SEASON AT CORNELL



#35

ROBBY FARIS

ASSISTANT COACH
1ST SEASON AT CORNELL

2025 INDIVIDUAL AND TEAM GAME HIGHS

INDIVIDUAL GAME HIGHS

BATTING

At-Bats	6, (2x), Last: Max Jensen & John Quinlan, vs. UAB (3/8/25)
Runs Scored	4, Caden Wildman, at UMBC (3/1/25 — G2)
Hits	3, (4x), Last: Max Jensen, at Winthrop (3/9/25)
Runs Batted In	4, Kevin Hager, at UMBC (3/1/25 — G2)
Doubles	1, (13x), Last: Kevin Hager & Ryan Porter, at UAB (3/8/25)
Triples	1, Jakobi Davis, at #17 Duke (2/21/25)
Home Runs	2, Max Jensen, at UMBC (3/1/25 — G2)
Walks Drawn	3, Caden Wildman, at UMBC (3/1/25 — G2)
Strikeouts	4, Jakobi Davis, at UAB (3/8/25)
Sacrifice Bunts	1, (2x), Last: John Quinlan, vs. Michigan State (3/7/25)
Sacrifice Flies	1, (3x), Last: Owen Carlson, at Winthrop (3/9/25)
Stolen Bases	1, (7x), Last: John Quinlan, at Winthrop (3/9/25)
Hit by Pitches	2, (2x), Last: Mark Quatrani, at Winthrop (3/9/25)
Caught Stealing	1, (2x), Last: Max Jensen, vs. Michigan State (3/7/25)

PITCHING

Innings Pitched	6.0, (2x), Last: Carson Mayfield, vs. Michigan State (3/7/25)
Hits Allowed	7, Huxley Holcombe, vs. UAB (3/8/25)
Runs Allowed	10, Huxley Holcombe, at #17 Duke (2/23/25)
Earned Runs	10, Huxley Holcombe, at #17 Duke (2/23/25)
Walks Issued	6, William Jaun, at #17 Duke (2/22/25)
Strikeouts	5, (2x), Last: Nathaniel Jennewein, at UMBC (3/1/25 — G2)
Doubles Allowed	3, Huxley Holcombe, vs. UAB (3/8/25)
Triples Allowed	1, (3x), Last: Ryan Porter, at Winthrop (3/9/25)
HR Allowed	3, Carson Mayfield, at UMBC (3/1/25 — G1)
Wild Pitches	1, (8x), Last: Chris Ellison & Nathaniel Jennewein, at Winthrop (3/9/25)
Hit Batsmen	3, Chris Ellison, at Winthrop (3/9/25)

FIELDING

Putouts	12, Max Jensen, at #17 Duke (2/21/25)
Assists	6, Kevin Hager, at UMBC (3/1/25 — G1)
Errors	1, (8x), Last: Chris Ellison & Ryan Porter, at Winthrop (3/9/25)
Passed Balls	1, Mark Quatrani, at #17 Duke (2/23/25)

TEAM GAME HIGHS

BATTING

At-Bats	41, at UMBC (3/1/25 — G1)
Runs Scored	16, at UMBC (3/1/25 — G2)
Hits	13, vs. UAB (3/8/25)
Runs Batted In	15, at UMBC (3/1/25 — G2)
Doubles	4, at UMBC (3/1/25 — G2)
Triples	1, at #17 Duke (2/21/25)
Home Runs	3, at UMBC (3/1/25 — G2)
Walks Drawn	11, at UMBC (3/1/25 — G2)
Strikeouts	13, vs. UAB (3/8/25)
Sacrifice Bunts	1, (2x), Last: vs. Michigan State (3/7/25)
Sacrifice Flies	1, (3x), Last: at Winthrop (3/9/25)
Stolen Bases	2, at #17 Duke (2/21/25)
Hit by Pitches	3, (2x), Last: at Winthrop (3/9/25)
Caught Stealing	1, (2x), Last: vs. Michigan State (3/7/25)
Hit into Double Plays	2, at #17 Duke (2/22/25)
Runners Left on Base	11, (3x), Last: vs. Michigan State (3/7/25)

PITCHING

Innings Pitched	10.0, at UMBC (3/1/25 — G1)
Hits Allowed	13, at #17 Duke (2/22/25)
Runs Allowed	18, at #17 Duke (2/23/25)
Earned Runs	18, at #17 Duke (2/23/25)
Walks Issued	15, at #17 Duke (2/22/25)
Strikeouts	11, at UMBC (3/1/25 — G1)
Doubles Allowed	4, at Winthrop (3/9/25)
Triples Allowed	2, at #17 Duke (2/23/25)
Home Runs Allowed	5, at UMBC (3/1/25 — G1)
Wild Pitches	2, (3x), Last: at Winthrop (3/9/25)
Hit Batsmen	4, (2x), Last: at Winthrop (3/9/25)

FIELDING

Putouts	30, at UMBC (3/1/25 — G1)
Assists	14, vs. UAB (3/8/25)
Errors	2, (3x), Last: at Winthrop (3/9/25)
Passed Balls	1, at #17 Duke (2/23/25)
Double Plays Turned	2, (2x), Last: at #17 Duke (2/23/25)

2025 CORNELL BASEBALL JERSEY TRACKER



GRAY

Home: 0-0
Road: 1-0
Neutral: 0-1

Date	Opponent	Result
2/21	at Duke	W, 11-8
3/7	vs. Michigan State	L, 2-3



RED

Home: 0-0
Road: 2-1
Neutral: 0-1

Date	Opponent	Result
2/22	at Duke	L, 2-16
3/1 (G1)	at UMBC	W, 8-7 (10 inn.)
3/1 (G2)	at UMBC	W, 16-13 (7 inn.)
3/8	vs. UAB	L, 12-13



BLACK

Home: 0-0
Road: 0-2
Neutral: 0-0

Date	Opponent	Result
2/23	at Duke	L, 1-18
3/9	at Winthrop	L, 4-10

A CORNELL TEAM SCORED...

10+ Runs in a Game (1 game)	12, vs. UAB (3/8/2025 - L, 12-13)
15+ Runs in a Game (3 games)	16, at UMBC (3/1/2025 - G2 - W, 16-13 - 7 inn.)
20+ Runs in a Game (219 games)	27, at Towson (4/5/2017 - W, 27-14)
25+ Runs in a Game (219 games)	27, at Towson (4/5/2017 - W, 27-14)
30+ Runs in a Game (3,548 games)	44, vs. Union (4/24/1897 - W, 44-5)
5+ Runs in an Inning (1 game)	6, vs. UAB (3/8/2025 - B6 - L, 12-13)
6+ Runs in an Inning (1 game)	6, vs. UAB (3/8/2025 - B6 - L, 12-13)
7+ Runs in an Inning (3 games)	8, at UMBC (3/1/2025 - G2 - T3 - W, 16-13 - 7 inn.)
8+ Runs in an Inning (3 games)	8, at UMBC (3/1/2025 - G2 - T3 - W, 16-13 - 7 inn.)
9+ Runs in an Inning (461 games)	12, at Harvard (4/10/2011 - G2 - T2 - W, 18-5)
10+ Runs in an Inning (461 games)	12, at Harvard (4/10/2011 - G2 - T2 - W, 18-5)
11+ Runs in an Inning (461 games)	12, at Harvard (4/10/2011 - G2 - T2 - W, 18-5)
12+ Runs in an Inning (461 games)	12, at Harvard (4/10/2011 - G2 - T2 - W, 18-5)
13+ Runs in an Inning (1,679 games)	13, at New Orleans (3/4/1981 - G2 - T6 - L, 18-25 - 7 inn.)
14+ Runs in an Inning (3,548 games)	15, vs. Union (4/24/1897 - B2 - W, 44-5)
15+ Runs in an Inning (3,548 games)	15, vs. Union (4/24/1897 - B2 - W, 44-5)
10+ Runs in Consecutive Games (23 games)	18, at Penn (4/13/2024 - G2 - W, 18-11) 11, at Penn (4/14/2024 - W, 11-9)
10+ Runs in 3+ Straight Games (346 games)	15, at JMU (3/15/2014 - G1 - L, 15-16) 17, at JMU (3/15/2014 - G2 - W, 17-8) 14, at JMU (3/16/2014 - W, 14-8 - 10 inn.)
10+ Runs in 4+ Straight Games (3,430 games)	16, at Virginia (4/7/1902 - W, 16-10) 10, at Navy (4/9/1902 - W, 10-6) 11, vs. Rochester (4/12/1902 - W, 11-1) 12, vs. Niagara (4/19/1902 - W, 12-4) 10, vs. Columbia (4/26/1902 - W, 10-7)
15+ Runs in Consecutive Games (347 games)	15, at JMU (3/15/2014 - G1 - L, 15-16) 17, at JMU (3/15/2014 - G2 - W, 17-8)
20+ Runs in Consecutive Games (2,109 games)	27, vs. Syracuse (5/11/1886 - W, 27-0 - 7 inn.) 24, vs. Union (5/14/1886 - W, 24-4)

A CORNELL TEAM RECORDED...

15+ Hits in a Game (13 games)	20, at Brown (5/4/2024 - G2 - L, 12-13 - 10 inn.)
20+ Hits in a Game (13 games)	20, at Brown (5/4/2024 - G2 - L, 12-13 - 10 inn.)
25+ Hits in a Game (219 games)	28, at Towson (4/5/2017 - W, 27-14)
5+ Doubles in a Game (63 games)	6, at Columbia (4/2/2023 - G2 - W, 13-8)
6+ Doubles in a Game (63 games)	6, at Columbia (4/2/2023 - G2 - W, 13-8)
7+ Doubles in a Game (233 games)	7, at George Mason (3/12/2017 - W, 9-3)
8+ Doubles in a Game (348 games)	9, at James Madison (3/15/2014 - G1 - L, 15-16)
9+ Doubles in a Game (348 games)	9, at James Madison (3/15/2014 - G1 - L, 15-16)
2+ Triples in a Game (90 games)	3, vs. Dartmouth (4/23/2022 - G1 - W, 12-7)
3+ Triples in a Game (90 games)	3, vs. Dartmouth (4/23/2022 - G1 - W, 12-7)
4+ Triples in a Game (919 games)	4, at Bucknell (3/4/2000 - G2 - W, 8-6)
3+ Home Runs in a Game (3 games)	3, at UMBC (3/1/2025 - G2 - W, 16-13 - 7 inn.)
4+ Home Runs in a Game (15 games)	4, at Binghamton (5/1/2024 - W, 13-7)
5+ Home Runs in a Game (30 games)	7, vs. Dartmouth (3/30/2024 - G2 - W, 17-2)
6+ Home Runs in a Game (30 games)	7, vs. Dartmouth (3/30/2024 - G2 - W, 17-2)
7+ Home Runs in a Game (30 games)	7, vs. Dartmouth (3/30/2024 - G2 - W, 17-2)
Leadoff Home Run (138 games)	Adam Saks, at Harvard (4/13/2019 - G2 - L, 1-7)
Back-to-Back Home Runs (30 games)	vs. Dartmouth (3/30/2024 - G2 - W, 17-2) Mark Quatrani (grand slam) & Matt Barnhorst (solo) - B5, Matt Barnhorst (solo) & Kevin Hager (solo) - B5, & Jakobi Davis (solo) & John Quinlan (solo) - B7,
Back-to-Back-to-Back HRs (30 games)	vs. Dartmouth (3/30/2024 - G2 - W, 17-2) Mark Quatrani (grand slam), Matt Barnhorst (solo), Kevin Hager (solo)
Two Grand Slams in a Game (24 games)	at Penn (4/13/2024 - G2 - W, 18-11) Caden Wildman - T7 & T8
Drew 10+ Walks in a Game (3 games)	11, at UMBC (3/1/2025 - G2 - W, 16-13 - 7 inn.)
Drew 15+ Walks in a Game (1,042 games)	16, at Bucknell (5/1/1996 - G1 - W, 18-3)
Zero Strikeouts in a Game (446 games)	vs. Brown (4/3/2011 - G1 - L, 2-5)
Hit by 3+ Pitches in a Game (0 games)	3, at Winthrop (3/9/2025 - L, 4-10)
Hit by 4+ Pitches in a Game (35 games)	4, at Richmond (3/17/2024 - L, 4-8)
Hit by 5+ Pitches in a Game (334 games)	5, at Yale (4/5/2014 - G2 - W, 6-4)
Hit by 6+ Pitches in a Game (653 games)	7, at Penn (4/15/2006 - G2 - W, 23-10)
Hit by 7+ Pitches in a Game (653 games)	7, at Penn (4/15/2006 - G2 - W, 23-10)
4+ Stolen Bases in a Game (12 games)	4, at Brown (5/5/2024 - W, 9-4)
5+ Stolen Bases in a Game (53 games)	5, vs. Princeton (4/22/2023 - G1 - L, 5-8)
6+ Stolen Bases in a Game (112 games)	7, at Coppin State (3/5/2022 - G2 - W, 14-5)
7+ Stolen Bases in a Game (112 games)	7, at Coppin State (3/5/2022 - G2 - W, 14-5)
8+ Stolen Bases in a Game (349 games)	9, at George Washington (3/9/2014 - G2 - W, 8-1)
9+ Stolen Bases in a Game (349 games)	9, at George Washington (3/9/2014 - G2 - W, 8-1)
10+ Stolen Bases in a Game (2,435 games)	10, vs. Sampson AFB (6/2/1952 - W, 8-3)

A CORNELL PITCHING STAFF...

Threw No-Hitter (424 games)	Connor Kaufmann, vs. Dartmouth (4/1/2012 - W, 2-0)
Threw Combined No-Hitter (1,342 games)	Kerry Brooks (3 inn.), Rob Wilson (3 inn.), & Doug Pettilo (1 inn.), vs. Rochester (4/5/1989 - G1 - W, 2-1)
Threw Perfect Game (1,873 games)	Gary Gronowski, vs. Oneonta (5/11/1976 - W, 1-0)
Held Opponent to One Hit (137 games)	at Harvard (4/14/2019 - W, 2-0)
Held Opponent to One Hit at Home (62 games)	vs. Princeton (4/30/2017 - W, 13-1)
Held Opponent to One Hit on Road (96 games)	at Harvard (4/14/2019 - W, 2-0)
Shutout Opponent (83 games)	at Brown (5/7/22 - G2 - W, 3-0)
Shutout in Ivy League Game (24 games)	at Brown (5/7/22 - G2 - W, 3-0)
Posted Consecutive Shutouts (1,448 games)	vs. Oneonta (5/2/1986 - G1 - W, 4-0 - 7 inn.) vs. Oneonta (5/2/1986 - G2 - W, 5-0 - 7 inn.)
Struck out 10+ Batters (3 games)	10, at UMBC (3/1/2025 - G2 - W, 16-13 - 7 inn.)
Struck out 11+ Batters (4 games)	11, at UMBC (3/1/2025 - G1 - W, 8-7 - 10 inn.)
Struck out 12+ Batters (22 games)	12, at Binghamton (4/16/2024 - W, 9-7)
Struck out 13+ Batters (33 games)	13, at Princeton (3/22/2024 - G2 - L, 3-4)
Struck out 14+ Batters (121 games)	14, vs. Niagara (2/29/2020 - G2 - L, 6-8)
Struck out 15+ Batters (185 games)	15, vs. Canisius (4/4/2018 - W, 6-5)
Struck out 16+ Batters (526 games)	18, at Princeton (4/29/2009 - W, 9-0)
Struck out 17+ Batters (526 games)	18, at Princeton (4/29/2009 - W, 9-0)
Struck out 18+ Batters (526 games)	18, at Princeton (4/29/2009 - W, 9-0)

A CORNELL PITCHING STAFF ALLOWED...

10+ Runs in a Game (0 games)	10, at Winthrop (3/9/2025 - L, 4-10)
15+ Runs in a Game (5 games)	18, at #17 Duke (2/23/2025 - L, 1-18)
20+ Runs in a Game (38 games)	20, at Georgetown (3/10/2024 - G2 - L, 0-20)
25+ Runs in a Game (751 games)	31, at UC Santa Barbara (3/25/2004 - L, 3-31)
30+ Runs in a Game (751 games)	31, at UC Santa Barbara (3/25/2004 - L, 3-31)
5+ Runs in an Inning (1 game)	6, vs. UAB (3/8/2025 - T6 - L, 12-13)
6+ Runs in an Inning (1 game)	6, vs. UAB (3/8/2025 - T6 - L, 12-13)
7+ Runs in an Inning (3 games)	7, at UMBC (3/1/2025 - G2 - B1 - W, 16-13 - 7 inn.)
8+ Runs in an Inning (5 games)	9, at #17 Duke (2/23/2025 - B5 - L, 1-18)
9+ Runs in an Inning (5 games)	9, at #17 Duke (2/23/2025 - B5 - L, 1-18)
10+ Runs in an Inning (39 games)	16, at Georgetown (3/10/2024 - G1 - B2 - L, 6-24)
15+ Runs in an Inning (39 games)	16, at Georgetown (3/10/2024 - G1 - B2 - L, 6-24)

A CORNELL TEAM DEFENSIVELY...

Committed 4+ Errors (61 games)	4, vs. Brown (4/8/2023 - L 8-12)
Committed 5+ Errors (91 games)	6, vs. Binghamton (4/20/2022 - W, 10-9 - 10 inn.)
Committed 6+ Errors (91 games)	6, vs. Binghamton (4/20/2022 - W, 10-9 - 10 inn.)
Committed 7+ Errors (1,015 games)	7, at Le Moyne (4/15/1997 - L, 8-14)
Committed 8+ Errors (1,075 games)	8, at Pacific (3/20/1996 - L, 7-18)
Committed 9+ Errors (1,215 games)	10, vs. Le Moyne (4/8/1992 - G1 - L, 3-19)
Committed 10+ Errors (1,215 games)	10, vs. Le Moyne (4/8/1992 - G1 - L, 3-19)
Turned 3+ Double Plays (10 games)	3, vs. Penn (5/19/2024 - W, 7-6)
Turned 4+ Double Plays (451 games)	4, vs. Penn (4/24/2011 - G2 - L, 2-10)
No Errors in 3+ Straight Games (5 games)	4 games (5/20/2024 - 2/23/25)
No Errors in 4+ Straight Games (5 games)	4 games (5/20/2024 - 2/23/25)

A CORNELL TEAM...

Played to a Tie (181 games)	vs. Binghamton (4/10/2018 - T, 9-9 - 9.5 inn. - darkness)
Won in Extra Innings (4 games)	at UMBC (3/1/2025 - G1 - W, 8-7 - 10 inn.)
Lost in Extra Innings (13 games)	at Brown (5/4/2024 - G2 - L, 12-13 - 10 inn.)
Consecutive Extra-Inning Games (193 games)	at Fordham (3/17/2018 - L, 3-4 - 10 inn.; W, 4-3 - 10 inn.)
Played 11-Plus Innings (156 games)	at Navy (3/9/2019 - G2 - W, 3-2 - 11 inn.)
Played 12-Plus Innings (310 games)	vs. LIU Brooklyn (3/13/2015 - L, 4-5 - 12 inn.)
Played 13-Plus Innings (318 games)	at Princeton (4/27/2014 - G2 - W, 4-2 - 14 inn.)
Played 14-Plus Innings (318 games)	at Princeton (4/27/2014 - G2 - W, 4-2 - 14 inn.)
Played a Top-25 Team (5 games)	at #17 Duke (2/23/2025 - L, 1-18)
Defeated a Top-25 Team (7 games)	at #17 Duke (2/22/2025 - W, 11-8)
Swept Doubleheader (0 DHs)	at UMBC (3/1/2025 - W, 8-7 - 10 inn.; W, 16-13 - 7 inn.)
Swept 3-Game Series (6 series)	vs. Dartmouth (3/30/2024 - 3/31/2024)
Swept 3-Game Ivy Series (5 series)	vs. Dartmouth (3/30/2024 - 3/31/2024)
Swept 4-Game Series (25 series)	at Maryland Eastern Shore (3/2/2012 - 3/4/2012)
Swept in Doubleheader (1 DHs)	at Brown (5/4/2024 - L, 2-11; L, 12-13 - 10 inn.)
Swept in 3-Game Series (2 series)	vs. Columbia (4/27/2024 - 4/28/2024)
Swept in 3-Game Ivy Series (1 series)	vs. Columbia (4/27/2024 - 4/28/2024)
Swept in 4-Game Series (9 series)	at Columbia (4/18/2015 - 4/19/2015)

Shaded row denotes occurred during 2025 season

A CORNELL INDIVIDUAL...

Scored 4+ Runs in a Game (3 games)	4, Caden Wildman, at UMBC (3/1/2025 - G2 - W, 16-13 - 7 inn.)
Scored 5+ Runs in a Game (219 games)	5, Will Simoneit, at Towson (4/5/2017 - W, 24-17)
Recorded 4+ Hits in a Game (21 games)	4, John Quinlan, vs. Yale (4/20/2024 - G1 - W, 10-9 - 10 inn.)
Recorded 5+ Hits in a Game (143 games)	5, Will Simoneit, at Army (4/3/2019 - W, 4-1)
Recorded 6+ Hits in a Game (219 games)	6, Trey Baur, at Towson (4/5/2017 - W, 24-17)
Recorded 2+ Doubles in a Game (15 games)	2, Nathan Waugh, at Binghamton (5/1/2024 - W, 13-7)
Recorded 3+ Doubles in a Game (101 games)	3, Max Jensen, vs. Yale (4/2/2022 - G2 - W, 12-9)
Recorded 2+ Triples in a Game (90 games)	2, Sam Kaplan, vs. Dartmouth (4/23/2022 - G1 - W, 12-7)
Recorded 3+ Triples in a Game (1,750 games)	3, Steve Caputi, vs. SUNY Cortland (4/30/1979 - W, 15-11)
Hit 2+ Home Runs in a Game (3 games)	2, Max Jensen, at UMBC (3/1/2025 - G2 - W, 16-13 - 7 inn.)
Hit 3+ Home Runs in a Game (240 games)	3, Dale Wickham, vs. Princeton (4/30/2016 - G1 - W, 4-3)
Hit a Grand Slam in a Game (10 games)	Mark Quatrani, vs. Penn (5/19/2024 - W, 7-6)
Hit 2+ Grand Slams in a Game (24 games)	Caden Wildman, at Penn (4/13/2024 - G2 - W, 18-11)
Recorded 5+ RBI in a Game (18 games)	5, Nathan Waugh, vs. Columbia (4/27/2024 - G1 - L, 11-14)
Recorded 6+ RBI in a Game (24 games)	8, Caden Wildman, at Penn (4/13/2024 - G2 - W, 18-11)
Recorded 7+ RBI in a Game (24 games)	8, Caden Wildman, at Penn (4/13/2024 - G2 - W, 18-11)
Recorded 8+ RBI in a Game (24 games)	8, Caden Wildman, at Penn (4/13/2024 - G2 - W, 18-11)
Drew 3+ Walks in a Game (3 games)	3, Caden Wildman, at UMBC (3/1/2025 - G2 - W, 16-13 - 7 inn.)
Drew 4+ Walks in a Game (162 games)	4, Justin Taylor, at Baylor (2/23/2019 - L, 3-10)
Drew 5+ Walks in a Game (1,768 games)	5, Steve Caputi, at Hawai'i-Hilo (3/21/1979 - W, 9-8)
Stole 2+ Bases in a Game (12 games)	2, Max Jensen, at Brown (5/5/2024 - W, 9-4)
Stole 3+ Bases in a Game (53 games)	3, Ryan Porter, vs. Princeton (4/22/2023 - G1 - L, 5-8)
Stole 4+ Bases in a Game (349 games)	6, Tom D'Alessandro, at George Washington (3/9/2014 - G2 - W, 8-1)
Stole 5+ Bases in a Game (349 games)	6, Tom D'Alessandro, at George Washington (3/9/2014 - G2 - W, 8-1)
Stole 6+ Bases in a Game (349 games)	6, Tom D'Alessandro, at George Washington (3/9/2014 - G2 - W, 8-1)
Hit by 2+ Pitches in a Game (0 games)	2, Mark Quatrani, at Winthrop (3/9/2025 - L, 4-10)
Hit by 3+ Pitches in a Game (579 games)	3, Mickey Brodsky, vs. Harvard (4/8/2008 - G2 - L, 1-2)
Recorded Walk-Off Win (21 games)	John Quinlan (two-run double), vs. Yale (4/20/2024 - W, 10-9 - 10 inn.)
Recorded Walk-Off Home Run (131 games)	Will Simoneit (3-run), vs. Penn (4/28/2019 - W, 8-7)
Recorded 10-Game Hit Streak	20 games, Max Jensen (2024-25)
Recorded 15-Game Hit Streak	20 games, Max Jensen (2024-25)
Recorded 20-Game Hit Streak	20 games, Max Jensen (2024-25)
Recorded 15-Game On-Base Streak	26 games, Max Jensen (2024-25) - active
Recorded 20-Game On-Base Streak	26 games, Max Jensen (2024-25) - active
Recorded 30-Game On-Base Streak	42 games, Nathan Waugh (2023-24)
Recorded 40-Game On-Base Streak	42 games, Nathan Waugh (2023-24)

A CORNELL PITCHER...

Threw 7-Inning No-Hitter (424 games)	Connor Kaufmann, vs. Dartmouth (4/1/2012 - W, 2-0)
Threw 9-Inning No-Hitter (2,158 games)	Larry Rafalski, vs. Hartwick (4/25/1968 - W, 7-0)
Threw Perfect Game (1,873 games)	Gary Gronowski, vs. Oneonta (5/11/1976 - W, 1-0) - 7-inning game
Threw 7-Inning Complete Game (209 games)	Tim Willittes, vs. Penn (4/22/2017 - G1 - L, 0-5)
Threw 7-Inning Complete Game Shutout (280 games)	Brian McAfee, vs. Princeton (4/26/2015 - G1 - W, 10-0)
Threw 9-Inning Complete Game (83 games)	Luke Yacinich, at Brown (5/7/2022 - G1 - W, 3-0) - 111 pitches
Threw 9-Inning Complete Game Shutout (83 games)	Luke Yacinich, at Brown (5/7/2022 - G1 - W, 3-0) - 111 pitches
Pitched 3+ Scoreless Innings of Relief (20 games)	Ryan Porter (3.0 IP), vs. Yale (4/20/2024 - G2 - W, 8-2) - 47 pitches
Pitched 3+ Hitless Innings of Relief (73 games)	Spencer Edwards (3.0 IP), at VCU (3/11/2023 - L, 5-10) - 48 pitches
Pitched 4+ Scoreless Innings of Relief (28 games)	Huxley Holcombe (5.0 IP), vs. Harvard (4/6/2024 - W, 6-5) - 64 pitches
Pitched 5+ Scoreless Innings of Relief (28 games)	Huxley Holcombe (5.0 IP), vs. Harvard (4/6/2024 - W, 6-5) - 64 pitches
Struck out 10+ Batters (237 games)	10, Justin Lewis, at Navy (3/4/2017 - G2 - L, 7-8)
Struck out 11+ Batters (268 games)	13, Tim Willittes, at Bucknell (3/19/2016 - G2 - W, 5-2)
Struck out 12+ Batters (268 games)	13, Tim Willittes, at Bucknell (3/19/2016 - G2 - W, 5-2)
Struck out 13+ Batters (268 games)	13, Tim Willittes, at Bucknell (3/19/2016 - G2 - W, 5-2)
Struck out 14+ Batters (772 games)	15, Chris Schutt, at Columbia (4/19/2003 - G2 - W, 7-1)
Struck out 15+ Batters (772 games)	15, Chris Schutt, at Columbia (4/19/2003 - G2 - W, 7-1)

Shaded row denotes occurred during 2025 season

PLAYER PERFORMANCES

MULTI-HIT GAMES	2025	REC	CAREER	REC
Barela	—	0-0	—	0-0
Beaulieu	—	0-0	—	0-0
Carlson	3	1-2	6	3-3
Davis	1	1-0	15	7-8
Dillon	—	0-0	—	0-0
Hager	4	1-3	9	4-5
Jaun	—	0-0	—	0-0
Jensen	3	2-1	39	16-23
L. Johnson	1	1-0	5	3-2
Marko	—	0-0	—	0-0
Musser	2	1-1	5	3-2
Porter	1	0-1	13	6-7
Quatrani	2	1-1	14	7-7
Quinlan	1	0-1	28	16-12
Shin	—	0-0	—	0-0
Swiderski	—	0-0	7	1-6
Urofsky	—	0-0	—	0-0
Walters	—	0-0	—	0-0
Wildman	—	0-0	8	5-3
MULTI-RBI GAMES	2025	REC	CAREER	REC
Barela	—	0-0	—	0-0
Beaulieu	—	0-0	—	0-0
Carlson	—	0-0	—	0-0
Davis	2	1-1	11	6-5
Dillon	—	0-0	—	0-0
Hager	3	2-1	6	4-2
Jaun	—	0-0	—	0-0
Jensen	2	2-0	23	16-7
L. Johnson	1	1-0	3	3-0
Marko	—	0-0	—	0-0
Musser	2	1-1	5	2-3
Porter	1	0-1	10	4-6
Quatrani	1	0-1	12	8-4
Quinlan	3	2-1	10	8-2
Shin	—	0-0	—	0-0
Swiderski	1	1-0	4	2-2
Urofsky	—	0-0	—	0-0
Walters	—	0-0	—	0-0
Wildman	1	1-0	6	5-1
QUALITY STARTS	2025	REC	CAREER	REC
Biben	—	0-0	—	0-0
Ellison	—	0-0	—	0-0
Foster	—	0-0	—	0-0
Gerfen	—	0-0	—	0-0
Hamill	—	0-0	5	4-1
Hegarty	—	0-0	—	0-0
Holcombe	—	0-0	—	0-0
Jaun	—	0-0	—	0-0
Jennewein	—	0-0	—	0-0
B. Johnson	—	0-0	—	0-0
Keene	—	0-0	—	0-0
Keller	—	0-0	5	3-2
Magill	—	0-0	—	0-0
Mayfield	2	0-2	2	0-2
McHugh	—	0-0	—	0-0
Porter	—	0-0	—	0-0
Ramos	—	0-0	—	0-0
Shea	—	0-0	—	0-0
Siwinski	—	0-0	—	0-0
Van Sice	—	0-0	—	0-0

2025 CORNELL OVERALL STATISTICS

Overall

3-5

Home

0-0

Away

3-3

Neutral

0-2

Ivy League

0-0

BATTING STATISTICS

#	PLAYER	AVG	GP	GS	AB	R	H	2B	3B	HR	RBI	TB	SLG%	BB	HBP	SO	GDP	OB%	SF	SH	SB	ATT
20	Kevin Hager	.391	8	8	23	8	9	2	0	1	9	14	.609	5	5	5	0	.559	1	0	0	0
7	Max Jensen	.333	8	8	36	5	12	1	0	3	7	22	.611	4	0	6	1	.400	0	0	2	3
15	Owen Carlson	.333	7	7	24	5	8	0	0	0	4	8	.333	1	1	7	0	.357	2	0	0	0
22	Jakobi Davis	.259	8	8	27	5	7	1	1	1	5	13	.481	7	1	10	0	.429	0	0	1	1
19	Mark Quatrani	.226	8	8	31	8	7	2	0	1	2	12	.387	5	3	8	1	.385	0	0	0	0
6	Kyle Musser	.206	8	8	34	4	7	1	0	1	6	11	.324	5	1	8	1	.325	0	0	0	0
1	John Quinlan	.200	8	8	35	5	7	1	0	1	7	11	.314	7	1	8	1	.349	0	1	2	2
4	Caden Wildman	.200	7	7	25	8	5	2	0	1	3	10	.400	5	0	11	0	.333	0	1	1	1
8	Luke Johnson	.182	8	7	33	4	6	1	0	1	6	10	.303	1	1	6	0	.229	0	0	1	2
2	Mason Barela	.500	2	0	2	0	1	0	0	0	0	1	.500	0	0	1	0	.500	0	0	0	0
18	TJ Swidorski	.333	5	1	6	3	2	1	0	0	3	3	.500	2	0	1	0	.500	0	0	0	0
12	Ryan Porter	.300	7	2	10	1	3	1	0	0	2	4	.400	2	0	1	0	.417	0	0	0	0
31	Ryan Dillon	.000	1	0	1	0	0	0	0	0	0	0	.000	0	0	1	0	.000	0	0	0	0
TOTALS		.258	8		287	56	74	13	1	10	54	119	.415	44	13	73	4	.378	3	2	7	9
OPPONENTS		.282	8		262	88	74	12	3	14	79	134	.511	66	15	52	5	.448	3	4	9	13

PITCHING STATISTICS

#	PLAYER	ERA	W	L	APP	GS	CG	SHO	SV	IP	H	R	ER	BB	SO	2B	3B	HR	AB	AVG	WP	HBP	BK	SFA	SHA
32	Carson Mayfield	2.25	1	0	3	3	0	0/0	0	16.0	9	7	4	5	10	0	0	4	56	.161	0	2	0	0	0
36	Nathaniel Jennewein	7.00	1	0	4	0	0	0/0	0	9.0	6	8	7	8	6	2	0	2	31	.194	2	1	0	1	0
37	Huxley Holcombe	11.25	0	0	3	1	0	0/0	0	12.0	17	17	15	7	7	3	0	3	51	.333	0	2	0	0	1
21	John Gerfen	0.00	0	0	1	0	0	0/0	0	0.0	0	0	0	0	0	0	0	0	0	.000	0	0	0	0	0
12	Ryan Porter	7.11	1	0	4	0	0	0/0	0	6.1	8	6	5	4	6	1	1	1	25	.320	0	2	0	0	1
42	Josh Shea	10.80	0	0	3	0	0	0/0	0	1.2	4	2	2	1	3	0	1	0	9	.444	0	0	0	0	0
3	Chris Ellison	11.05	0	2	2	2	0	0/0	0	7.1	9	10	9	6	3	2	0	0	27	.333	1	3	0	0	2
26	John Hegarty	11.57	0	0	4	0	0	0/0	0	4.2	7	6	6	6	7	2	0	1	20	.350	2	3	0	0	0
30	William Jaun	14.54	0	2	4	0	0	0/0	1	4.1	3	7	7	11	7	0	0	0	16	.188	0	0	0	0	0
18	TJ Swidorski	18.00	0	0	1	0	0	0/0	0	1.0	0	2	2	1	0	0	0	0	4	.000	1	1	0	0	0
28	Max Foster	27.00	0	0	1	0	0	0/0	0	0.1	1	1	1	0	1	0	0	1	2	.500	0	0	0	0	0
16	Noah Keller	40.50	0	1	3	2	0	0/0	0	3.1	8	15	15	11	1	2	0	2	15	.533	1	1	0	2	0
44	Sam Keene	47.25	0	0	3	0	0	0/0	0	1.1	2	7	7	6	1	0	1	0	6	.333	1	0	0	0	0
TOTALS		10.69	3	5		8	0	0	1	67.1	74	88	80	66	52	12	3	14	262	.282	8	15	0	3	4
OPPONENTS		5.58	5	3		8	0	0	1	71.0	74	56	44	44	73	13	1	10	287	.258	6	13	3	3	2

2024 CORNELL IVY LEAGUE STATISTICS

Overall17-21

Home7-5

Away8-14

Neutral2-2

Ivy League11-10

BATTING STATISTICS

#	PLAYER	AVG	GP	GS	AB	R	H	2B	3B	HR	RBI	TB	SLG%	BB	HBP	SO	GDP	OB%	SF	SH	SB	ATT
1	John Quinlan	.424	21	21	99	27	42	5	1	3	13	58	.586	7	2	13	0	.472	0	2	7	9
7	Max Jensen	.402	21	21	92	18	37	5	1	3	26	53	.576	9	3	8	0	.471	0	0	3	3
6	Kyle Musser	.381	10	3	21	5	8	0	0	0	1	8	.381	3	1	4	1	.480	0	0	0	0
19	Mark Quatrani	.333	19	19	69	14	23	2	0	7	30	46	.667	10	9	9	2	.477	0	0	1	1
4	Caden Wildman	.304	21	19	79	17	24	2	0	3	18	35	.443	3	5	22	2	.368	0	1	4	4
22	Jakobi Davis	.286	21	21	70	17	20	2	1	3	10	33	.471	12	1	25	0	.398	0	2	4	5
20	Kevin Hager	.268	11	11	41	7	11	0	0	2	4	17	.415	3	1	12	0	.333	0	1	0	0
23	Braden Mack	.265	13	13	49	8	13	2	0	1	15	18	.367	0	1	15	3	.275	1	1	0	1
8	Luke Johnson	.256	15	9	39	8	10	1	0	0	0	11	.282	4	2	9	0	.356	0	0	0	0
18	TJ Swidorski	.244	10	10	41	8	10	1	0	0	3	11	.268	2	2	12	0	.304	1	0	2	3
40	Nathan Waugh	.228	21	21	79	23	18	4	0	3	17	31	.392	15	5	30	0	.376	2	0	0	0
2	Matt Barnhorst	.185	21	21	81	12	15	4	0	6	19	37	.457	3	1	26	1	.221	1	3	2	5
15	Owen Carlson	.143	7	0	7	0	1	0	0	0	0	1	.143	0	0	2	0	.143	0	0	0	0
12	Ryan Porter	.000	9	0	1	0	0	0	0	0	0	0	.000	0	0	1	0	.000	0	0	0	0
37	Huxley Holcombe	.000	8	2	0	0	0	0	0	0	0	0	.000	0	1	0	0	1.000	0	0	0	0
TOTALS		.302	21		768	164	232	28	3	31	156	359	.467	71	34	188	9	.384	5	10	23	31
OPPONENTS		.286	21		724	156	207	42	4	20	146	317	.438	107	36	147	10	.398	13	14	27	33

PITCHING STATISTICS

#	PLAYER	ERA	W	L	APP	GS	CG	SHO	SV	IP	H	R	ER	BB	SO	2B	3B	HR	AB	AVG	WP	HBP	BK	SFA	SHA
25	Beck Urofsky	0.00	0	0	1	0	0	0/0	0	0.1	0	0	0	0	0	0	0	0	1	.000	0	1	0	0	0
3	Chris Ellison	2.57	3	0	9	0	0	0/0	0	14.0	6	4	4	9	10	1	0	0	45	.133	1	2	0	2	0
21	John Gerfen	3.86	0	0	3	0	0	0/0	0	2.1	3	1	1	0	3	1	0	0	11	.273	0	0	1	0	0
13	Ethan Hamill	5.18	3	2	7	7	0	0/0	0	40.0	40	26	23	16	20	8	1	2	148	.270	1	6	0	2	4
16	Noah Keller	6.25	1	4	7	7	0	0/0	0	31.2	43	27	22	13	30	10	0	4	131	.328	1	5	1	1	3
33	Von Baker	6.61	1	0	7	0	0	0/0	0	16.1	14	12	12	12	14	1	1	3	60	.233	2	6	0	3	1
37	Huxley Holcombe	6.66	2	1	7	2	0	0/0	0	24.1	20	20	18	17	17	7	1	4	86	.233	2	3	0	1	4
32	Carson Mayfield	7.58	1	0	4	4	0	0/0	0	19.0	22	16	16	5	19	3	0	2	75	.293	1	3	0	0	1
30	William Jaun	8.38	0	1	4	1	0	0/0	1	9.2	10	10	9	9	10	1	0	1	38	.263	3	3	0	1	0
12	Ryan Porter	9.00	0	1	8	0	0	0/0	2	18.0	27	18	18	10	13	5	1	2	74	.365	3	4	1	1	1
36	Nathaniel Jennewein	10.24	0	0	6	0	0	0/0	0	9.2	12	11	11	9	11	1	0	1	39	.308	2	1	0	1	0
9	Story Kimura	20.25	0	1	3	0	0	0/0	0	2.2	9	7	6	5	0	3	0	1	15	.600	1	1	0	1	0
17	William Stephens	∞	0	0	1	0	0	0/0	0	0.0	1	4	4	2	0	1	0	0	1	1.000	0	1	0	0	0
TOTALS		6.89	11	10	21	0	0	3	188.0	207	156	144	107	147	42	4	20	724	.286	17	36	3	13	14	
OPPONENTS		6.74	10	11	21	0	1	4	185.2	232	164	139	71	188	28	3	31	768	.302	20	34	1	5	10	

Gray shaded text denotes player not on 2024-25 roster

GAME-BY-GAME INFORMATION

DATE	OPPONENT	SCORE/ TIME (ET)	CORNELL				OPPONENT				REC	IVY	POS	GB	WIN	LOSS	SAVE	TIME	ATT.
			R	H	E	LOB	R	H	E	LOB									
2/21	at Duke	W, 11-8	11	11	0	9	8	6	3	4	1-0	—	—	—	Mayfield (1-0)	Johnson (0-2)	—	3:04	334
2/22	at Duke	L, 2-16	2	6	0	9	16	13	0	12	1-1	—	—	—	Higgins (1-0)	Keller (0-1)	—	3:17	443
2/23	at Duke	L, 1-18	1	8	0	11	18	12	1	3	1-2	—	—	—	Nard (1-0)	Ellison (0-1)	—	3:01	431
3/1	at UMBC	W, 8-7 (10)	8	9	1	11	7	10	5	8	2-2	—	—	—	Porter (1-0)	Kelly (0-1)	—	3:06	247
3/1	at UMBC	W, 16-13 (7)	16	11	1	10	13	6	5	7	3-2	—	—	—	Jennewein (1-0)	Bell (0-1)	Jaun (1)	3:04	279
3/2	at UMBC	GAME CANCELED (NO MAKEUP SCHEDULED)																	
3/7	vs. Michigan St.	L, 2-3	2	8	2	11	3	6	1	5	3-3	—	—	—	Horvath (2-1)	Jaun (0-1)	—	2:51	235
3/8	vs. UAB	L, 12-13	12	13	2	9	13	10	2	10	3-4	—	—	—	Ellis (1-0)	Jaun (0-2)	Olson (4)	4:01	207
3/9	at Winthrop	L, 4-10	4	8	2	10	10	11	1	8	3-5	—	—	—	Gilley (2-1)	Ellison (0-2)	—	2:53	895
3/15	at Towson	11 a.m.																	
3/15	at Towson	2:30 p.m.																	
3/16	at Towson	1 p.m.																	
3/22	at Yale	11:30 a.m.																	
3/22	at Yale	2:30 p.m.																	
3/23	at Yale	12 p.m.																	
3/25	BINGHAMTON	3 p.m.																	
3/29	BROWN	11:30 a.m.																	
3/29	BROWN	2:30 p.m.																	
3/30	BROWN	12 p.m.																	
4/5	at Columbia	11:30 a.m.																	
4/5	at Columbia	2:30 p.m.																	
4/6	at Columbia	12 p.m.																	
4/8	at Bucknell	3:30 p.m.																	
4/12	PENN	11:30 a.m.																	
4/12	PENN	2:30 p.m.																	
4/13	PENN	1 p.m.																	
4/15	at Binghamton	6:30 p.m.																	
4/19	at Harvard	11:30 a.m.																	
4/19	at Harvard	2:30 p.m.																	
4/20	at Harvard	12 p.m.																	
4/26	at Dartmouth	11:30 a.m.																	
4/26	at Dartmouth	2:30 p.m.																	
4/27	at Dartmouth	12 p.m.																	
4/29	at Binghamton	6:30 p.m.																	
5/3	PRINCETON	11:30 a.m.																	
5/3	PRINCETON	2:30 p.m.																	
5/4	PRINCETON	12 p.m.																	

2025 CORNELL BASEBALL TV / PHOTO ROSTER



1

JOHN QUINLAN

OF • S/R • 5-9 • 185 • Sr.
Menlo Park, Calif.



2

MASON BARELA

C/INF • R/R • 5-9 • 195 • Fr.
Jupiter, Fla.



3

CHRIS ELLISON

RHP • R/R • 6-0 • 190 • Sr.
Howell, N.J.



4

CADAN WILDMAN

OF • R/R • 6-3 • 215 • Jr.
Woodbury, Minn.



5

TYLER BEAULIEU

OF • R/R • 6-1 • 175 • Fr.
Berwyn, Pa.



6

KYLE MUSSER

OF • R/R • 5-10 • 182 • Sr.
Lititz, Pa.



7

MAX JENSEN

INF • L/R • 6-3 • 210 • Sr.
Burke, Va.



8

LUKE JOHNSON

INF • R/R • 6-1 • 180 • So.
Coto de Caza, Calif.



9

GRAHAM BIBEN

RHP • R/R • 6-0 • 170 • So.
New York, N.Y.



11

MATTHEW WALTERS

OF • R/R • 5-11 • 195 • Jr.
Granbury, Texas



12

RYAN PORTER

OF/RHP • R/R • 6-0 • 185 • Sr.
Houston, Texas



13

ETHAN HAMILL

RHP • R/R • 6-3 • 200 • Jr.
Chester, Va.



15

OWEN CARLSON

INF • L/R • 5-11 • 180 • So.
Los Angeles, Calif.



16

NOAH KELLER

LHP • L/L • 6-1 • 210 • Jr.
Goodrich, Mich.



17

GUS MAGILL

RHP • R/R • 6-0 • 200 • Fr.
New York, N.Y.



18

TJ SWIDORSKI

INF • R/R • 6-0 • 185 • Jr.
Woodbury, Minn.



19

MARK QUATRANI

C • R/R • 5-11 • 200 • So.
Springfield, Pa.



20

KEVIN HAGER

INF • R/R • 6-0 • 190 • So.
Berkeley Heights, N.J.



21

JOHN GERFEN

LHP • R/L • 6-0 • 195 • Jr.
Brewster, N.Y.



22

JAKOBI DAVIS

OF • L/L • 6-4 • 210 • Sr.
Sarasota, Fla.



23

JAYDEN SHIN

INF • L/R • 6-2 • 205 • Fr.
Pennington, N.J.



25

BECK UROFSKY

INF • R/R • 6-4 • 225 • Jr.
Silver Spring, Md.



26

RYAN HEGARTY

RHP • L/R • 6-5 • 200 • Fr.
Needham, Mass.



28

MAX FOSTER

RHP • R/R • 6-3 • 210 • So.
Bethel, Conn.



29

WILL SIWINSKI

LHP • R/L • 6-3 • 195 • Fr.
San Francisco, Calif.



30

WILLIAM JAUN

1B/LHP • L/L • 6-3 • 225 • Fr.
Loveland, Ohio



31

RYAN DILLON

C • R/R • 6-2 • 185 • Fr.
Marlborough, Mass.



32

CARSON MAYFIELD

RHP • R/R • 6-5 • 200 • Jr.
Annandale, Va.



34

ETHAN VAN SICE

RHP • R/R • 5-9 • 170 • So.
Arlington, Va.



36

NATHANIEL JENNEW EIN

LHP • R/L • 5-11 • 180 • So.
Tampa, Fla.



37

HUXLEY HOLCOMBE

LHP • L/L • 6-6 • 180 • So.
Worcester, Mass.



38

BRAEDON JOHNSON

LHP • L/L • 6-3 • 220 • Fr.
Otego, N.Y.



40

TAVIAN RAMOS

RHP • R/R • 6-2 • 180 • Fr.
Neehah, Wis.



41

JACKSON MARKO

C • R/R • 5-10 • 175 • Jr.
Syracuse, N.Y.



42

JOSH SHEA

RHP • R/R • 5-11 • 175 • Jr.
Cortlandt Manor, N.Y.



43

ETHAN MCHUGH

RHP • R/R • 5-9 • 165 • Jr.
Annandale, N.J.



44

SAM KEENE

LHP • L/L • 6-4 • 200 • Fr.
Cohasset, Mass.



24

DAN PEPICELLI

Head Coach
10th Season



14

TOM FORD

Associate Head Coach
35th Season at Cornell



27

JOHN TOPPA


Assistant Coach
4th Season



35

ROBBY FARIS

Assistant Coach
1st Season



35

GRACE DeSTEFANO

Athletic Trainer
3rd Season