

CORNELL BIG RED

2024-25 MEN'S HOCKEY GAME NOTES

TWO NATIONAL CHAMPIONSHIPS (1967, 1970) | 26 IVY LEAGUE CHAMPIONSHIPS | 13 ECAC HOCKEY CHAMPIONSHIPS

2024-25 SCHEDULE

OCTOBER

26 **TORONTO (EXH.)** (ESPN+) W, 6-2

NOVEMBER (4-2-3, 2-2-2 ECAC)

1 **#7 NORTH DAKOTA** (ESPN+/SNY) W, 4-1

2 **#7 NORTH DAKOTA** (ESPN+) W, 5-3

8 **YALE*** (ESPN+) T, 2-2 (SOL)

9 **BROWN*** (ESPN+) W, 3-1

15 at #17 Dartmouth* (ESPN+) L, 3-4

16 at #20 Harvard* (ESPN+/NESN) T, 2-2 (SOW)

22 **#18 QUINNIPIAC*** (ESPN+/TSN+) L, 1-3

23 **PRINCETON*** (ESPN+) W, 5-0

FROZEN APPLE (NEW YORK, N.Y.)

30 vs. #18 Quinnipiac (ESPN+/TSN+) T, 3-3 (SOW)

DECEMBER (1-1-0, 1-1-0 ECAC)

6 **COLGATE*** (ESPN+/SNY) W, 3-2 (OT)

7 at Colgate* (ESPN+) L, 3-6

JANUARY (3-4-2, 2-2-1 ECAC)

DESERT HOCKEY CLASSIC (TEMPE, ARIZ.)

3 vs. UMass (NCHC.tv) W, 4-2

4 at #19 Arizona State (NCHC.tv) L, 0-4

10 at Sacred Heart (FloHockey) T, 1-1 (SOW)

11 at Sacred Heart (FloHockey/SNY) L, 2-4

17 at Princeton* (ESPN+/SNY) W, 6-2

18 at #16 Quinnipiac* (ESPN+/NESN) T, 2-2 (SOW)

24 **HARVARD*** (ESPN+) W, 4-1

25 **DARTMOUTH*** (ESPN+) L, 1-6

31 at St. Lawrence* (ESPN+) L, 1-2

FEBRUARY (4-3-1, 4-3-1 ECAC)

1 at Clarkson* (ESPN+) T, 3-3 (SOW)

7 **RPI*** (ESPN+/TSN+) W, 4-2

8 **UNION*** (ESPN+) L, 1-4

14 at Brown* (ESPN+) W, 6-1

15 at Yale* (ESPN+/SNY) W, 5-3

21 **#19 CLARKSON*** (ESPN+) L, 1-3

22 **ST. LAWRENCE*** (ESPN+) W, 6-0

28 at Union* (ESPN+) L, 1-4

MARCH (2-0-0, 1-0-0 ECAC)

1 at RPI* (ESPN+) W, 6-0

2025 ECAC HOCKEY CHAMPIONSHIP

8 **YALE (ESPN+)** W, 5-1

14 at Colgate (ESPN+) 7 p.m.

15 at Colgate (ESPN+) 7 p.m.

16 at Colgate (ESPN+) (if necessary) 7 p.m.

All game times Eastern, subject to change

* - Denotes Ivy League contest

Bold Red CAPS denotes home game



MEDIA CONTACT

MARSHALL HAIM

Assistant Director of Athletic Communications

✉ mh2348@cornell.edu

☎ (716) 465-4945 (mobile)

CORNELL BIG RED

AT

COLGATE RAIDERS

GAMES 31-32 | FRI., MARCH 14 & SAT., MARCH 15 | 7 P.M. | HAMILTON, N.Y. | CLASS OF 1965 ARENA | CORNELL LEADS SERIES, 90-63-17
GAME NO. 33 (IF NECESSARY) | SUNDAY, MARCH 16 | 7 P.M. | HAMILTON, N.Y. | CLASS OF 1965 ARENA

14-10-6

OVERALL

10-8-4

ECAC HOCKEY

RV/—

USCHO/USA TODAY

Mike Schafer

30TH SEASON AS HEAD COACH

556-299-117 (.632)

30TH SEASON AT CORNELL

18-13-3

OVERALL

13-7-2

ECAC HOCKEY

RV/—

USCHO/USA TODAY

Mike Harder

2ND SEASON AS HEAD COACH

34-29-7 (.536)

2ND SEASON AT COLGATE

WEEKEND INFORMATION

TV BROADCASTS



Play-by-Play: John McGraw

Live Stats: cornellbigred.com

RADIO BROADCAST



Play-by-Play: Jason Weinstein

Analyst: Tony Eisenhut '88

Radio Stream: cortacatoday.com

PUCK DROP

► The No. 6-seeded Cornell men's hockey team (14-10-6, 10-8-4 ECAC Hockey) travels to No. 3-seeded Colgate (18-13-3, 13-7-2 ECAC Hockey) for a best-of-three quarterfinal round this weekend, aiming to secure its third consecutive trip to Lake Placid for championship weekend.

► Puck drop for all games scheduled for the weekend is set for 7 p.m. and will be broadcast on ESPN+. **JASON WEINSTEIN** (play-by-play) and **TONY EISENHUT '88** (analysis) will also provide commentary over the airwaves on WHCU (870 AM, 97.7 FM, cortacatoday.com).

ECAC HOCKEY CHAMPIONSHIP

► Assuming the No. 6 seed in this year's ECAC Hockey Championship, it is the first time in the 55 ECAC Hockey Championships that Cornell has participated in that it has been the No. 6 seed.

► After earning opening-round byes in each of the last seven ECAC Hockey Championships, this year marks Cornell's first time not being a top-four seed since 2016 (No. 8 seed). It is only the fifth time since 2005-06 that the Big Red had to compete on the tournament's opening weekend.

► With last Saturday's opening-round victory over Yale, Cornell has officially reached the quarterfinals in 20 of its last 21 appearances in the ECAC Hockey Championship (it did not play in the 2020-21 season).

ECAC HOCKEY HISTORY

SUSTAINED SUCCESS

Appearances in ECAC Hockey Quarterfinals or Better (Under Current Conference Format)

TEAMS	BYES	APPEARANCES BY YEAR (Key: <i>Champion</i> , <i>Finalist</i> , <i>Semifinalist</i> , Quarterfinalist (* - with bye))																			
Cornell	14	25	24*	23*	22*	—	20*	19*	18*	17*	16	14*	13	12*	11*	10*	09*	08	07*	06*	
Quinnipiac	11	25*	24*	23*	22*	21*	20*	19*	18	17	16*	15*	14*	13*	12	11	10	09	08	07	06
Harvard	9	25	24	23*	22*	—	20	19*	18*	17*	16*	15	—	12*	11	10	—	08*	07	06*	—
Union	9	25*	24	—	—	—	—	19	18*	17*	—	15	14*	13*	12*	11*	10*	09	08*	—	—
Clarkson	7	25*	—	23	22*	—	20*	19*	18*	17	16	—	14	—	—	—	—	08*	07*	06	—
Colgate	7	25*	24*	23	22	21	20	—	18	—	—	15*	14*	12*	11	10*	—	08	07	06*	—
St. Lawrence	6	—	24	23*	22	21	—	—	—	17*	16*	15*	14	13	—	11	10	09*	—	07*	06
Yale	6	—	—	23	—	—	20	19	—	17	16*	15*	14	13*	12	11*	10*	09*	08	—	06
Dartmouth	4	25	24*	—	—	—	—	19	18	—	16	15	14	13	12	11*	—	—	07*	06*	—
Princeton	2	—	—	23	—	—	20	—	18	17	—	—	—	13	—	—	09*	08*	07	—	—
RPI	2	—	24	—	22	—	20*	—	—	—	16	15	—	13*	12	—	09	—	—	—	—
Brown	0	25	—	—	—	—	19	—	—	—	—	—	13	—	—	10	09	—	—	—	—

NOTE: 2020 Championship reflected prior to withdrawals of Harvard and Yale from tournament

LAST TIME OUT

► A third-period salvo helped propel No. 6-seeded Cornell to a 5-1 victory over No. 11-seeded Yale during the Opening Round of the 2025 ECAC Hockey Championship last Saturday night at Lynah Rink.

► Senior defenseman **TIM REGO** scored two of the Big Red's five goals, marking his second career multi-goal game (Nov. 13, 2021, vs. RPI). Rego's defensive partner, sophomore **BEN ROBERTSON**, recorded two assists, while senior forward **ONDREJ PSENICKA** contributed a goal and an assist. Senior forward **KYLE PENNEY** and junior forward **NICK DeSANTIS** also found the back of the net.

► Senior goaltender **IAN SHANE** made 18 saves on 19 shots, securing his 61st career victory and surpassing **MATTHEW GALAJDA** for the fourth-most wins by a Cornell netminder.

2024-25 CORNELL MEN'S HOCKEY ROSTER

NO	NAME	POS	HT	WT	YR	S/C	HOMETOWN	LAST TEAM	NHL	YR / RD / PICK
3	Jack O'Brien	D	6-0	184	Jr.	L	White Rock, British Columbia	Nanaimo Clippers (BCHL)		
4	Hank Kempf	D	6-2	203	Sr.	L	Wilmette, Ill.	Muskegon Lumberjacks (USHL)		2021 / 7 / 208
5	Hoyt Stanley	D	6-3	203	So.	R	West Vancouver, British Columbia	Victoria Grizzlies (BCHL)		2023 / 4 / 108
6	George Fegasar	D	6-2	212	So.	R	Richmond Hill, Ontario	Muskegon Lumberjacks (USHL)		2022 / 3 / 83
7	Jimmy Rayhill	D	5-9	174	Sr.	R	New Hartford, N.Y.	Odessa Jackalopes (NAHL)		
8	Luke Devlin	F	6-3	209	So.	L	Memphis, Tenn.	West Kelowna Warriors (BCHL)		2022 / 6 / 182
9	Jack O'Leary	F	5-7	158	Sr.	R	St. James, N.Y.	Cedar Rapids RoughRiders (USHL)		
10	Jake Kraft	F	5-8	180	So.	L	Churchville, N.Y.	Cedar Rapids RoughRiders (USHL)		
11	Sean Donaldson	F	5-11	192	Jr.	L	Vancouver, British Columbia	Nanaimo Clippers (BCHL)		
12	Tim Rego	D	6-0	186	Sr.	R	Mansfield, Mass.	Brooks Bandits (AJHL)		
13	Marian Mosko	D	5-11	181	So.	L	Visolaje, Slovakia	Fargo Force (USHL)		
14	Ryan Walsh	F	6-1	188	So.	R	Rochester, N.Y.	Cedar Rapids RoughRiders (USHL)		2023 / 6 / 188
15	Tyler Catalano	F	6-4	216	So.	R	St. Louis, Mo.	Youngstown Phantoms (USHL)		
16	Charlie Major	F	5-10	180	Fr.	R	Skaneateles, N.Y.	Chicago Steel (USHL)		
17	Dalton Bancroft	F	6-3	207	Jr.	R	Madoc, Ontario	Trenton Golden Hawks (OJHL)		
18	Kyler Kovich	F	6-2	185	Sr.	L	Coquitlam, British Columbia	Tri-City Storm (USHL)		
19	Sullivan Mack	F	6-1	194	Sr.	L	Anchorage, Alaska	Salmon Arm Silverbacks (BCHL)		
21	Ben Robertson	D	5-11	191	So.	L	Potomac Falls, Va.	Waterloo Black Hawks (USHL)		
22	Kyle Penney	F	6-1	210	Sr.	L	Lawrencetown, Nova Scotia	Chilliwack Chiefs (BCHL)		
23	Winter Wallace	F	6-4	222	Jr.	R	Boulder, Colo.	Youngstown Phantoms (USHL)		
24	Nicholas Wolfenberg	D	6-2	212	Fr.	R	Calgary, Alberta	Okotoks Oilers (BCHL)		
26	Ondrej Psenicka	F	6-6	209	Sr.	L	Praha, Czechia	Waterloo Black Hawks (USHL)		
27	Michael Suda	D	6-1	187	Sr.	L	Cheektowaga, N.Y.	Fargo Force (USHL)		
28	Nick DeSantis	F	5-9	163	Jr.	R	Collegeville, Pa.	Madison Capitols (USHL)		
29	Parker Murray	F	6-5	229	Fr.	L	Manhattan Beach, Calif.	Chilliwack Chiefs (BCHL)		
30	Ian Shane	G	6-0	176	Sr.	L	Manhattan Beach, Calif.	Bismarck Bobcats (NAHL)		
33	Remington Keopple	G	6-2	184	Jr.	L	New Richmond, Wis.	Des Moines Buccaneers (USHL)		
37	Justin Katz	G	6-1	176	Fr.	R	Montréal, Québec	Powell River Kings (BCHL)		
38	Jonathan Castagna	F	6-2	200	So.	L	Etobicoke, Ontario	St. Andrew's College		2023 / 3 / 70

COACHING AND SUPPORT STAFF

Head Coach:	Mike Schafer '86
Associate Head Coach:	Casey Jones '90
Assistant Coach:	Sean Flanagan
Dir. of Hockey Ops./Ast. Coach:	Corey Leivermann
Equipment Manager:	Sean Schmidt
Athletic Trainer:	Kait Petryszyn
Team Physician:	Dr. Dave Wentzel
Strenght & Conditioning:	Mike Missen

PRUH-NUHN-SEE-AY-SHN GUIDE



















4	Hank Kempf	KEHM-pf
6	George Fegasar	feh-g-AIR-ess
12	Tim Rego	REE-go
13	Marian Mosko	MAA-skau
17	Dalton Bancroft	BAN-crawft
18	Kyler Kovich	KOH-vich
26	Ondrej Psenicka	AWN-dray zeh-NEET-skuh
27	Michael Suda	SOO-duh
28	Nick DeSantis	duh-SAN-tuhs
33	Remington Keopple	KEH-puhl
38	Jonathan Castagna	KUH-stan-yuh
HC	Mike Schafer	SHAY-fuhr
AT	Kait Petryszyn	puh-TRISH-in

ROSTER BREAKDOWN

BY CLASS

FRESHMAN (4)	SOPHOMORES (9)	JUNIORS (6)	SENIORS (10)
16 Major	5 Stanley	3 O'Brien	4 Kempf
29 Wolfenberg	6 Fegasar	11 Donaldson	7 Rayhill
24 Murray	8 Devlin	17 Bancroft	9 O'Leary
37 Katz	10 Kraft	23 Wallace	12 Rego
	13 Mosko	28 DeSantis	18 Kovich
	14 Walsh	33 Keopple	19 Mack
	15 Catalano		22 Penney
	21 Robertson		26 Psenicka
	38 Castagna		27 Suda
			30 Shane

BY STATE

 New York	6	 Colorado	1	 Pennsylvania	1
 British Columbia	4	 Czechia	1	 Québec	1
 Ontario	3	 Illinois	1	 Slovakia	1
 California	2	 Massachusetts	1	 Tennessee	1
 Alaska	1	 Missouri	1	 Virginia	1
 Alberta	1	 Nova Scotia	1	 Wisconsin	1

CORNELL QUICK FACTS

GENERAL INFORMATION

Location:

Ithaca, N.Y.

Enrollment:

26,284 (16,071 undergraduate)

Founded:

1865

Nickname:

Big Red

School Colors:

Carnelian Red (Pantone 187) and White

Conference:

Ivy League / ECAC Hockey

Interim President:

Michael I. Kotlikoff

Meakam Smith Director of Athletics:

Dr. Nicki Moore

Athletics Website:

CornellBigRed.com

Ticket Office Phone:

(607) 255-4247

Ticket Office Website:

BigRedTix.com

Facebook:

/CornellSports

X (formerly Twitter):

@CornellSports | @CornellMHockey

Instagram:

@CornellSports | @cornellMHockey

HISTORY

Seasons of Hockey:

108th

First Varsity Season:

1900-01

All-Time Record:

1245-774-166 (.608)

ECAC Hockey Regular-Season Titles (last):

11 (2020)

Ivy League Regular-Season Titles (last):

26 (2024)

ECAC Hockey Championship Titles (last):

13 (2024)

NCAA Tournament Appearances (last):

24 (2024)

Most Consecutive NCAA Appearances:

4 (1967-70)

Frozen Four Appearances:

8 (2003)

National Championships:

2 (1967, 1970)

NCAA Tournament Record:

21-25 (.457)

LYNAH RINK

Year Opened (Season):

1957 (68th)

Capacity:

4,267

All-Time Record:

622-236-73 (.707)

Under Mike Schafer:

293-111-48 (.701)

COACHING / SUPPORT STAFF

Head Coach:

Mike Schafer (Cornell '86)

Record at Cornell:

556-299-117 (.632)

Overall Record:

Same as above

Associate Head Coach:

Casey Jones (Cornell '90)

Assistant Coach:

Sean Flanagan (St. Lawrence '10)

Dir. of Hockey Ops./Ast. Coach:

Corey Leivermann (Gustavus Adolphus '14)

Equipment Manager:

Sean Schmidt (Ferris State '09)

Athletic Trainer:

Kait Petryszyn (SUNY Cortland '22)

2023-24 IN REVIEW

Overall Record:

22-7-6 (.714)

ECAC Hockey Record (Finish):

12-6-4 (.636) — 2nd

Home Record:

10-3-2 (.733)

Road Record:

8-3-2 (.692)

Neutral Record:

4-1-2 (.714)

ECAC Hockey Tournament:

No. 2 seed / Championship

Beat St. Lawrence in ECAC Hockey Championship,

3-1

NCAA Tournament:

No. 3 seed / Regional Final

Beat Maine in semis, 3-1; Lost to Denver in final, 2-1

USCHO.com Poll Ranking (final):

9th

USA Hockey/The Rink Live Poll Ranking (final):

9th

2024-25 TEAM INFORMATION

Letterwinners Returning / Lost:

25 / 3

Newcomers:

4

Fr / So / Jr / Sr:

4 / 10 / 6 / 10

#YELLCORNELL

TALE OF THE TAPE

as of 3/12/25

C

C

Overall Record

14-10-6

18-13-3

60-Minute Record

13-10-7

15-11-8

Overtime Record

1-0-6

3-2-3

Shootout Record

5-1

1-2

Team Offense

3.10

3.32

National Rank

24th

13th

Conference Offense

3.14

3.64

Conference Rank

5th

1st

Team Defense

2.40

3.21

National Rank

14th

T-49th

Conference Defense

2.41

2.95

Conference Rank

4th

8th

PP Percentage

.118

.172

National Rank

63rd

46th

Conference PP. Pct.

.143

.264

Conference Rank

11th

4th

Penalty Kill Pct.

.831

.782

National Rank

17th

40th

Conference PK Pct.

.815

.836

National Rank

5th

4th

FACEOFF PERCENTAGES

C

CORNELL

(54.4%; 8th)

W

L

PCT

38 Jonathan Castagna

234

164

.588

14 Ryan Walsh

356

274

.565

18 Kyler Kovich

85

72

.541

15 Tyler Catalano

96

91

.513

16 Charlie Major

95

98

.492

C

COLGATE

(47.5%; 52nd)

W

L

PCT

28 Alex DiPaolo

123

91

.575

29 Brett Chorske

295

263

.529

16 Ryan Sullivan

107

109

.495

12 Daniel Panetta

136

148

.479

21 Niko Rexine

158

206

.434

IT'S AWARD SEASON!

Award season is in full swing, with numerous Cornell players receiving honors from both ECAC Hockey and the Ivy League over the past week.

Senior defenseman **TIM REGO** and junior forward **DALTON BANCROFT** were the only Big Red players honored by both leagues. Rego, the reigning ECAC Hockey Defender of the Week, earned First Team All-Ivy honors on Wednesday afternoon after receiving Third Team All-ECAC Hockey recognition on Tuesday. Bancroft was chosen for the second team in both the ECAC Hockey and Ivy League awards.

Sophomore forward **RYAN WALSH** joined Rego and Bancroft in earning All-Ivy awards, being one of two unanimous First Team All-Ivy selections alongside Dartmouth's CJ Foley. Senior goaltender **IAN SHANE** received Honorable Mention All-Ivy distinctions, while senior forward **SULLIVAN MACK** earned Academic All-Ivy honors.

FOUR SCORE...

This weekend's best-of-three quarterfinal series will feature two of the highest-scoring teams from the past month, as Cornell (4.29) and Colgate (4.00) have averaged at least four goals per game since Feb. 14.

Cornell's average of 4.29 goals per game (30 goals in seven games) ranks third nationally for the period, trailing only Western Michigan (5.00 — 40 goals in 8 games) and Quinnipiac (4.67 — 28 goals in 6 games). UConn (4.20 — 21 goals in 5 games), Clarkson (4.17 — 25 goals in 6 games), along with Colgate and St. Thomas (4.00 — 24 goals in 6 games) are the other teams that have averaged at least four goals per game during the timeframe.

Cornell's 30 goals scored rank as the third-most by a Division I program since Feb. 14, behind Western Michigan (40) and Penn State (31).

While Cornell's offense has been on a roll recently, so has the Big Red's defense, ranking ninth in goals allowed per game (1.71) and matching Quinnipiac for the second-best penalty kill (.944 — 17-of-18). Only Stonehill (11-of-11) has had a better penalty kill over the last month.

With an average margin of victory of +2.57, Cornell ranks just behind Quinnipiac (+3.17) and UConn (+2.60) for the best scoring margin over the past month. Additionally, Cornell is one of eight teams (Minnesota — +2.50; Boston College — +2.43; Clarkson — +2.17; St. Thomas — +2.17; LIU — +2.00) that have an average scoring margin of at least two goals.

NCAA LEADERS

TOP SCORING OFFENSES

Since Feb. 14

SCHOOL

GP

G

GPG

Western Michigan

8

40

5.00

Quinnipiac

6

28

4.67

Cornell

7

30

4.29

UConn

5

21

4.20

Clarkson

6

25

4.17

Colgate

6

24

4.00

St. Thomas

6

24

4.00

TOP SCORING DEFENSES

Since Feb. 14

SCHOOL

GP

G

GPG

Minnesota State

8

40

1.00

LIU

6

28

1.33

Sacred Heart

5

21

1.40

Boston College

6

25

1.43

Quinnipiac

6

24

1.50

UConn

6

24

1.60

Denver

8

31

1.63

Bentley

7

27

1.67

Cornell

7

30

1.71

3 | 2024-25 BIG RED MEN'S HOCKEY

CORNELL GAME NOTES | GAMES 31-33 AT COLGATE

MEDIA INFORMATION

ATHLETIC COMMUNICATIONS

Jeremy Hartigan

Sr. Associate Director of Athletics for Communications

Marshall Haim

Assistant Director of Athletic Communications (MIH)

Phone: (716) 465-4945

Email: mh2348@cornell.edu

TBA

Assistant Director of Athletic Communications

Aaron Kelly

Assistant Director of Athletic Communications

Sydney Duenckel

Athletic Communications Intern

MEDIA CREDENTIALS

► All media credential requests must be submitted to the Cornell men's hockey SID, Marshall Haim, at least 48 hours in advance of the desired game(s) in which the media member(s) are requesting.

► If approved for media credentials, media members can acquire their credential at the will-call window inside Bartels Hall, the building connected to the east of Lynah Rink.

WEEKLY MEDIA AVAILABILITY

► **MIKE SCHAFER** '86 and requested Cornell men's hockey student-athletes will be made available to the media each week throughout the season. Media availability will be held following every Tuesday practice, at approximately 5 p.m. Times and dates subject to change. Specific student-athlete requests should be made through Cornell's athletic communications office at least 24 hours in advance.

INTERVIEW REQUESTS

► Outside of weekly media availability, interview requests for student-athletes and coaching staff members may be requested through the Cornell athletic communications office. Every interview request will be attempted to be accommodated, but student-athletes are requested to not miss any classes, study halls, practices, or any potential medical treatments.

PRACTICES

► All Cornell men's hockey practices and morning skates are not open to the public.

POSTGAME INTERVIEWS

► **MIKE SCHAFER** '86, the Jay R. Bloom '77 Head Coach of Cornell Men's Ice Hockey, and selected student-athletes will be made available to the media following a 10-minute cooling down period.

► All postgame interviews involving Cornell at Lynah Rink will be conducted inside the hockey office. On the road, postgame interviews will take place in a designated area or outside the team's dressing room.

DRESSING ROOM ACCESS

► The Cornell men's hockey dressing room, both at home and on the road, is closed to all media members.

LYNAH RINK PRESS BOX

► Line charts and game notes will be made available for the working media inside the Lynah Rink press box at least 90 minutes prior to puck drop. Wireless internet access is available inside Lynah Rink for working media members only.

CORNELL
HOCKEY

THIS DAY IN CORNELL MEN'S HOCKEY HISTORY

MARCH

14

Cornell is 9-4-0 all-time on March 14; 5-2-0 under **MIKE SCHAFER**

March 14, 2009: **EVAN BARLOW** scored two goals and **BEN SCRIVENS** (nine saves) logged his ninth shutout of the season to aid Cornell to its 4-0 shutout of RPI, forcing a decisive third game in the quarterfinals of the 2009 ECAC Hockey Championship. Also scoring for Cornell was **RILEY NASH** and **COLIN GREENING**.

STREAK EXTENDED

► With its win over RPI on March 1, Cornell registered its eighth consecutive season with at least 10 victories in ECAC Hockey play.

► The streak is the third-longest in program history, trailing behind a 19-year span from 1964-65 to 1982-83, and the most recent streak of 13 consecutive seasons from 1999-00 to 2011-12. Under **MIKE SCHAFER** '86, the Big Red has achieved at least 10 conference victories in 24 out of the 29 seasons.

FINDING HIS SCORING TOUCH

► Junior forward **DALTON BANCROFT** (14-9—22) has scored at least 20 points in each of his first three seasons with the Big Red, making him the 49th player in program history to reach the milestone.

► Under **MIKE SCHAFER** '86, Bancroft has become the 10th player to reach the milestone, joining **KYLE KNOPP** (1995-98), **RYAN MOYNIHAN** (1996-99), **RYAN VESCE** (2000-03), **MATT MOULSON** (2002-05), **TOPHER SCOTT** (2004-07), **RILEY NASH** (2007-10), **BRIAN FERLIN** (2011-14), **JOEL LOWRY** (2011-14), and **ANTHONY ANELLO** (2015-18).

► Fueled by his 35 goals, Bancroft ranks sixth for the most goals scored by a player in their first three seasons with the Big Red during Schafer's 30-year coaching career.

► If Bancroft scores a goal this weekend, he will tie Angello and Vesce for the fourth-most goals in his first three seasons with the Big Red. A two-goal weekend would tie him with Nash for the third-most goals, while a three-goal weekend would match **COLIN GREENING** for the second-most goals in a player's first three seasons under Schafer's tutelage.

► In addition to his 40 assists, Bancroft is one of five players to tally at least 35 goals and assists over his first three seasons with Cornell, joining Vesce (36-66—102), Nash (37-64—101), Moulson (53-47—100), and Greening (38-42—80).

KILL, RED, KILL

► During the 2025 part of the season, Cornell's penalty kill has ranked among the best in Division I hockey, successfully killing 47 of their opponents' last 53 power-play opportunities (88.7 percent), which places them third nationally and second among ECAC Hockey programs. The only programs ahead of the Big Red are Quinnipiac (94.1 percent — 48-of-51) and Holy Cross (90.8 percent — 59-of-65).

► Since the New Year, Cornell has allowed six power-play goals, which is tied for the third-fewest in Division I hockey alongside Bentley, Holy Cross, Lindenwood, Stonehill, and Western Michigan. Only Cornell's ECAC Hockey rivals Quinnipiac (three) and Dartmouth (five) have conceded fewer goals while playing short-handed.

► Since Jan. 18, the Big Red has allowed just three power-play goals in their last 40 penalty kills, achieving a 92.5 percent success rate, which ranks as the nation's top penalty kill during the period. The Big Red is one of five programs that has at least a 90 percent penalty kill during the period, along with Holy Cross (91.8 percent — 45-of-49), Quinnipiac (91.7 percent — 33-of-36), and Dartmouth and Minnesota State (90.3 percent — 28-of-31).

CORNELL RECORD BOOK

LONGEST STREAKS WITH 10+ ECAC WINS
Cornell Program History

LENGTH	SEASON START	SEASON END
19 seasons	1964-65	1982-83
13 seasons	1999-00	2011-12
► 8 seasons	2016-17	—
5 seasons	1987-88	1991-92

CORNELL RECORD BOOK

35+ GOALS, 35+ AST IN FIRST THREE SEASONS
Under Mike Schafer '86 (Since 1995-96)

PLAYER	SEASONS	G	A	PTS
Ryan Vesce	2000-03	36	66	102
Riley Nash	2007-10	37	64	101
Matt Moulson	2002-05	53	47	100
Colin Greening	2006-09	38	42	80
► Dalton Bancroft	2022-25	35	40	75

PLAYERS WITH 20+ POINTS IN FIRST 3 YEARS
Under Mike Schafer '86 (Since 1995-96)

PLAYER	SEASONS	FR.	SO.	JR.
Kyle Knopp	1995-98	33	32	26
Ryan Moynihan	1996-99	27	26	27
Ryan Vesce	2000-03	27	30	45
Matt Moulson	2002-05	23	35	42
Topher Scott	2004-07	24	28	25
Riley Nash	2007-10	32	34	35
Brian Ferlin	2011-14	21	24	27
Joel Lowry	2011-14	22	23	24
Anthony Angello	2015-18	24	20	26
► Dalton Bancroft	2022-25	21	31	23

NCAA LEADERS

TOP PENALTY KILL PERCENTAGES
Since Jan. 1 (as of 3/12/25)

TEAM	oPPG	oPPo	PK%
Quinnipiac	3	51	.941
Holy Cross	6	65	.908
► Cornell	6	53	.887
Minnesota State	5	42	.881
Dartmouth	5	40	.875
UMass	7	56	.875
Lindenwood	6	46	.870
Wisconsin	7	52	.865

NCAA RANKINGS

DCU / USCHO.com Poll (as of 3/10/25)
Bold denotes Cornell opponent in 2024-25

TEAM	RECORD	LAST	PTS
1. Boston College (48)	26-6-2	1	998
2. Michigan State (2)	24-6-4	2	949
3. Western Michigan	26-7-1	4	889
4. Maine	21-7-6	5	790
5. Minnesota	25-10-4	3	785
6. Denver	26-9-1	7	742
7. Providence	21-9-5	6	652
8. UConn	20-10-4	8	641
9. Boston University	20-12-2	10	623
10. Ohio State	23-12-2	9	569
11. Penn State	20-12-4	15	449
12. Arizona State	19-13-2	12	432
13. Quinnipiac	22-10-2	13	395
14. UMass	19-12-5	16	362
15. Minnesota State	25-8-3	14	329
16. Michigan	18-15-3	11	301
17. North Dakota	19-14-2	18	162
18. Clarkson	21-10-3	19	158
19. UMass Lowell	15-15-4	17	96
20. Omaha	18-15-1	RV	53

Receiving votes: Holy Cross (45), New Hampshire (30), **Sacred Heart (15)**, Colorado College (12), **Colgate (6)**, **Cornell (6)**, Bentley (3), St. Thomas (3), **Union (2)**, **Dartmouth (1)**, LIU (1), Wisconsin (1)

USA Hockey/The Rink Live Poll (as of 3/10/25)
Bold denotes Cornell opponent in 2024-25

TEAM	RECORD	LAST	PTS
1. Boston College (34)	26-6-2	1	680
2. Michigan State	24-6-4	2	646
3. Western Michigan	26-7-1	5	597
4. Minnesota	25-10-4	3	542
5. Maine	21-7-6	4	541
6. Denver	26-9-1	7	502
7. Boston University	20-12-2	9	458
8. Providence	21-9-5	6	439
9. UConn	20-10-4	8	438
10. Ohio State	23-12-2	10	376
11. Penn State	20-12-4	15	300
12. Quinnipiac	22-10-2	12	288
13. Arizona State	19-13-2	13	276
14. UMass	19-12-5	14	258
15. Michigan	18-15-3	11	213
16. Minnesota State	25-8-3	16	200
17. Clarkson	21-10-3	19	115
18. North Dakota	19-14-2	18	107
19. UMass Lowell	15-15-4	17	74
20. Cornell	14-10-6	NR	19

Receiving votes: Holy Cross (18), New Hampshire (15), Omaha (15), **Colgate (12)**, **Sacred Heart (7)**, **Union (3)**, **Dartmouth (1)**

THIS DAY IN CORNELL MEN'S HOCKEY HISTORY

MARCH

15

Cornell is 12-5-0 all-time on March 15; 9-2-0 under **MIKE SCHAFER**

March 15, 1997: Power-play goals from **JASON DAILEY** and **STEVE WILSON** aided Cornell to earn its second ECAC Hockey championship title in as many years under **MIKE SCHAFER** '86, defeating Clarkson, 2-1, at the Olympic Center Ice Rink in Lake Placid, N.Y. **JASON ELLIOTT** stopped 32 of 33 shots in the victory.

HOCKEY HUMANITARIAN AWARD

► After being selected as one of 14 nominees for the 2025 Hockey Humanitarian Award, senior defenseman **HANK KEMPF** was named one of five finalists by the Hockey Humanitarian Award Foundation on Feb. 12.

► Joining Kempf as finalists are Bemidji State's Kendra Fortin, Boston College's Keri Clougherty, Merrimack's Raice Szott, and St. Lawrence's Sarah Thompson.

► Kempf is the fourth consecutive nominee from either Big Red hockey program and the sixth finalist from Cornell for the award, joining former women's hockey players **ERIN SCHMALZ** '99, **ALYSSA GAGLIARDI** '14, and **MORGAN RICHARDSON** '16. **SAM PAOLINI** '03 is the only other men's player to be a finalist, winning the award in 2003. Since the award was introduced in 1997, Kempf's nomination marks the 10th time a Big Red player has been nominated and is the only Big Red student-athlete to be nominated multiple times. The nomination is the fifth time a member of the Cornell men's program has been considered for the prestigious award, joining Paolini, **TOPHER SCOTT** '08, and **ANDY ILES** '10.

SHANE'S WORLD, IT'S PARTY TIME, EXCELLENT!

► Senior goaltender **IAN SHANE** has excelled in the crease during his time on East Hill. Throughout his 112 career appearances for the Big Red, Shane boasts a 61-31-16 record with a 1.87 goals-against average and a .915 save percentage.

► With his victory against Yale last Saturday, Shane overtook **MATTHEW GALAJDA** for fourth place on the Big Red's all-time wins chart and only trails **KEN DRYDEN** '69 (76), **DAVID MCKEE** '06, and **BEN SCRIVENS** '10 (65).

► Among active Division I goaltenders, Shane is one of only three players with over 60 wins (Western Michigan's Cameron Rowe — 69; Wisconsin's Tommy Scarfone — 66) and one of 10 goaltenders with 50 or more victories (Denver's Matt Davis — 58; Boston College's Jacob Fowler — 56; Boston University's Mathieu Caron — 54; Bemidji State's Mattias Sholl — 52; Minnesota's Liam Souliere — 52; Clarkson's Ethan Langenegger — 51; North Dakota's TJ Semptimphelter — 51).

► After making 13 saves in Cornell's 6-0 shutout against St. Lawrence on Feb. 22, Shane notched his 13th career shutout, breaking his tie with Scarfone for the most shutouts by an active Division I goaltender. Shane's shutout also ties Dryden for the fourth-highest total in program history.

2K SHANE

► With his first save against St. Lawrence on Jan. 31, senior goaltender **IAN SHANE** recorded his 2,000th save, becoming Cornell's 10th goaltender to reach the milestone, joining **ANDY ILES** '14, **BEN SCRIVENS** '10, **JASON ELLIOTT** '98, **MITCH GILLAM** '17, **CORRIE D'ALESSIO** '91, **BRIAN HAYWARD** '82, **DAVID MCKEE** '06, **DARREN ELIOT** '83, and **MATT UNDERHILL** '02.

► Shane enters the weekend trailing McKee by 31 saves, which would rank as the seventh-most stops by a Cornell goaltender in program history. He is also 48 saves short of tying D'Alessio for fifth place on the all-time saves list.

► Shane's 2,177 career stops rank 16th among active Division I goaltenders and is one of nine players to make all his saves with one program: Bemidji State's Mattias Sholl, Colorado College's Kaidan Mbereko, Bowling Green's Christian Stoeber, Omaha's Simon Latkoczy, Air Force's Guy Blessing, RPI's Jack Watson, St. Thomas' Aaron Trotter, and Providence's Philip Svedebäck.

CORNELL RECORD BOOK

HOCKEY HUMANITARIAN AWARD FINALISTS
Cornell Hockey History

PLAYER	PROGRAM	SEASON
Erin Schmalz	Women's	1998-99
Sam Paolini	Men's	2002-03
Alyssa Gagliardi	Women's	2013-14
Morgan Richardson	Women's	2015-16
► Hank Kempf	Men's	2023-24
► Hank Kempf	Men's	2024-25

CORNELL RECORD BOOK

MOST GOALTENDER WINS
Cornell Program History

PLAYER	SEASONS	WINS
1. Ken Dryden	1966-69	76
2. David McKee	2003-06	65
Ben Scrivens	2006-10	65
► 4. Ian Shane	2021-Pres.	61
5. Matthew Galajda	2017-20	60

MOST GOALTENDER SHUTOUTS
Cornell Program History

PLAYER	SEASONS	SHO
1. Ben Scrivens	2006-10	19
Matthew Galajda	2017-20	19
3. Dave McKee	2003-06	18
4. Ken Dryden	1966-69	13
► Ian Shane	2021-Pres.	13

CORNELL RECORD BOOK

GOALTENDERS WITH 2,000+ SAVES
Cornell Program History

PLAYER	SEASONS	SAVES
1. Andy Iles	2010-14	2,988
2. Ben Scrivens	2006-10	2,872
3. Jason Elliott	1994-98	2,462
4. Mitch Gillam	2013-17	2,403
5. Corrie D'Alessio	1987-91	2,228
6. Brian Hayward	1978-82	2,225
7. David McKee	2003-06	2,208
► 8. Ian Shane	2021-Pres.	2,177
9. Darren Eliot	1979-83	2,143
10. Matt Underhill	1998-02	2,052

PAIRWISE RANKINGS

NCAA PAIRWISE RANKINGS (as of 3/12/25)
Bold denotes Cornell opponent in 2024-25

TEAM	RECORD	PCWs	RPI
1. Boston College	26-6-2	63	.6191
2. Michigan State	24-6-4	62	.6013
3. Maine	21-7-6	61	.5823
4. Minnesota	25-10-4	60	.5822
5. Western Michigan	26-7-1	59	.5770
6. Boston University	20-12-2	58	.5754
7. UConn	20-10-4	57	.5748
8. Providence	21-9-5	56	.5744
9. Denver	26-9-1	55	.5632
10. Ohio State	23-12-2	53	.5611
UMass	19-12-5	53	.5594
12. Penn State	20-12-4	52	.5560
13. Quinnipiac	22-10-2	51	.5508
14. Michigan	18-15-3	50	.5481
15. Minnesota State	25-8-3	49	.5435
16. Arizona State	19-13-2	48	.5429
17. UMass Lowell	15-15-4	47	.5347
18. New Hampshire	13-15-6	45	.5280
North Dakota	19-14-2	45	.5266
20. Clarkson	21-10-3	43	.5255
21. Sacred Heart	21-11-5	42	.5191
Cornell	14-10-6	42	.5186
23. Dartmouth	16-12-2	41	.5170
24. Colgate	18-13-3	40	.5161
25. Holy Cross	22-13-2	39	.5121
26. LIU	18-12-2	38	.5150
27. Omaha	18-15-1	37	.5117
28. Northeastern	12-19-3	36	.5104
29. Bentley	20-14-2	34	.5099
Wisconsin	13-21-3	34	.5098
Merrimack	13-20-1	34	.5052
32. Vermont	11-20-3	32	.5021
33. Union	19-12-3	30	.5050
St. Cloud State	14-19-1	30	.4998
35. St. Thomas	18-13-5	29	.5007
36. Augustana	18-13-4	28	.4979
37. Colorado College	17-16-1	27	.4981
38. Notre Dame	12-24-1	26	.4906
39. Harvard	12-15-3	25	.4920
Bowling Green	18-13-4	25	.4916
41. Alaska	12-14-6	24	.4901
42. Minnesota Duluth	13-18-3	22	.4899
Brown	14-13-3	22	.4868
Princeton	12-15-3	22	.4820
45. Bemidji State	15-17-5	19	.4806
46. Michigan Tech	16-17-3	18	.4804
47. Army	16-18-2	16	.4721
Air Force	16-21-3	16	.4652
49. Niagara	18-16-3	14	.4650
Lake Superior State	12-22-2	14	.4645
51. RPI	12-21-2	13	.4641
52. AIC	13-23-2	12	.4635
53. Ferris State	13-20-3	11	.4518
54. Lindenwood	8-22-2	9	.4455
55. Canisius	12-23-2	8	.4434
Yale	6-21-3	8	.4396
Robert Morris	10-20-5	8	.4329
St. Lawrence	9-24-2	8	.4323
59. Alaska Anchorage	6-23-5	4	.4284
RIT	10-23-2	4	.4252
Stonehill	10-22-0	4	.4217
62. Northern Michigan	5-27-2	2	.4092
Miami	3-28-3	2	.4073
64. Mercyhurst	4-27-4	0	.3815

THIS DAY IN CORNELL MEN'S HOCKEY HISTORY

MARCH

16

Cornell is 9-6-0 all-time on March 16; 6-4-0 under MIKE SCHAFER

March 16, 1967: **WALTER 'SKIP' STANOWSKI's** first-period goal aided Cornell to its 1-0 victory over North Dakota in the national semifinals in Syracuse, N.Y., en route to the Big Red's first of two national championship titles. **KEN DRYDEN** stopped all 30 North Dakota shots he faced in the victory.

JOINING RAREFIED COMPANY

► With his appearance against Quinnipiac on Jan. 18, senior goaltender **IAN SHANE** became the fourth Big Red goaltender in program history to appear in 100 career games with Cornell, joining **ANDY ILES '14**, **BEN SCRIVENS '10**, and **DAVID MCKEE**.

► Shane's 112 career appearances rank third in Cornell program history, trailing Iles (118 from 2010-14) and Scrivens (117 from 2006-10).

► Entering this weekend, Shane is one of seven active Division I goaltenders to have played in at least 100 career games, joining the likes of Western Michigan's Cameron Rowe (123), Wisconsin's Tommy Scarfone (119), Clarkson's Ethan Langenegger (115), Bemidji State's Mattias Sholl (113), Boston University's Mathieu Caron (111), and Minnesota's Liam Souliere (107).

► Of the seven goaltenders with at least 100 career appearances, Shane and Sholl are the only two players who have registered all their games with the same program.

MAKING A NAME FOR HIMSELF

► Senior goaltender **IAN SHANE** has an impressive career goals-against average of 1.87, ranking as the 15th-best in Division I hockey history. Shane is one of 39 goalies to have played at least 1,500 minutes in net while maintaining a sub-2.00 goals-against average.

► Cornell boasts four of the top 10 career goals-against averages in NCAA history, making it one of only two programs, along with Michigan State, to have multiple representatives in the top 10.

► Shane and **BEN SCRIVENS '10** (1.93) account for six of the 39 sub-2.00 career goals-against averages in NCAA history, the most for any Division I program. Other Division I programs with multiple sub-2.00 goals-against averages include Quinnipiac (four), Maine (three), and Denver, Miami, Michigan State, Michigan Tech, Minnesota State, and Notre Dame (two each).

► Among active Division I goaltenders with at least 1,500 minutes, Shane is one of four netminders boasting a career goals-against average below 2.00, alongside Bojja (1.85), Boston College's Jacob Fowler (1.91), and Minnesota State's Alex Tracy (1.95).

JONNY-ON-THE-DOT

► Since the calendar year turned to 2025, sophomore forward **JONATHAN CASTAGNA** has been one of Cornell's most reliable players at the faceoff dot, winning 61.1 percent of the draws he has taken (151 of 241), trailing Western Michigan's Tim Washe (68.7 percent — 219 of 322) for the best faceoff percentage.

► This season, Castagna has achieved a team-leading 58.8 percent success rate in faceoffs (234 out of 398), ranking ninth nationally and second among ECAC Hockey players with at least 200 faceoff wins, just behind Clarkson's Ellis Rickwood (59.2 percent — 380 out of 642).

► In last Saturday's victory over Yale, Castagna went 11-for-12 (.917) on faceoffs, matching Notre Dame's Hunter Strand for the sixth-best single-game faceoff win percentage this season with at least 10 faceoff wins.

► Castagna's .917 win percentage was the Big Red's best success rate on draws in a single game since **ZACH TUPKER '23** went 16-of-17 (.941) against Sacred Heart on Nov. 22, 2022.

NCAA RECORD BOOK

GOALTENDING CAREER GAMES PLAYED

Active Division I Goaltenders (as of 3/12/25)

PLAYER	SCHOOL(S)	GP
Cameron Rowe	Wisconsin, WMU	123
Tommy Scarfone	RIT, Wisconsin	122
Mattias Sholl	Bemidji State	116
Ethan Langenegger	Lake State, Clarkson	115
► Ian Shane	Cornell	112
Mathieu Caron	Brown, Boston Univ.	111
Liam Souliere	Penn St., Minnesota	108

NOTE: Bold italics denotes current team

NCAA RECORD BOOK

CAREER GOALS-AGAINST AVERAGE LEADERS

All-Time Leaders (Min. 1,500 Minutes Played)

GAA, PLAYER (SCHOOL — YEARS)

- 1.29, David LeNeveu (Cornell — 2001-03)
1.34, Yaniv Perets (Quinnipiac — 2020-23)
1.46, Dryden McKay (Minnesota St. — 2018-22)
1.54, Ryan Miller (Michigan St. — 2000-02)
1.58, Filip Lindberg (UMass — 2018-21)
1.59, Ken Dryden (Cornell — 1967-69)
1.60, Connor Hellebuyck (UMass Lowell — 2012-14)
1.70, Matthew Galajda (Cornell & Notre Dame — 2017-21)
1.72, David McKee (Cornell — 2004-06)
1.76, Joe Blackburn (Michigan St. — 1997-01)
1.78, Brian Elliott (Wisconsin — 2003-07)
1.841, Jimmy Howard (Maine — 2002-05)
1.848, Angus Redmond (Mich. Tech — 2016-17)
1.851, Albin Bojja (Maine — 2023-Pres.)
► 1.87, Ian Shane (Cornell — 2021-Pres.)

NCAA LEADERS

TOP FACEOFF WIN PERCENTAGES (Min. 150 FOW)

Since Jan. 1 (as of 3/12/25)

PLAYER	SCHOOL	FO%
Tim Washe	Western Michigan	.680
► Jonathan Castagna	Cornell	.627
Luke Haymes	Dartmouth	.626
Klavs Veinbergs	Colorado College	.615
Gavin Morrissey	Wisconsin	.605
Logan Morrell	Michigan Tech	.601

CORNELL NATIONALLY...



2024-25 TEAM STATISTICS (as of 3/12/25)

	STAT	NCAA	ECAC
FACEOFF WIN PERCENTAGE	.544	8th	2nd
PENALTY KILL PERCENTAGE	.831	17th	5th
POWER-PLAY PERCENTAGE	.118	63rd	12th
SCORING DEFENSE	2.40	14th	3rd
SCORING MARGIN	+0.70	18th	4th
SCORING OFFENSE	3.10	24th	6th
TOTAL ASSISTS	157	T-43rd	7th
PIM PER GAME	11.43	10th	1st
TOTAL POINTS	250	42nd	7th
TOTAL PIM	343	23rd	1st
POWER-PLAY GOALS	11	T-63rd	12th
SHORT-HANDED GOALS	2	T-32nd	T-8th
WIN PERCENTAGE	.576	22nd	3rd

2024-25 INDIVIDUAL LEADERS (as of 3/12/25)

	STAT	NCAA	ECAC
FACEOFFS WON			
Ryan Walsh	356	20th	3rd
GAME-WINNING GOALS			
Dalton Bancroft	4	T-17th	T-6th
GOALTENDER WIN PERCENTAGE			
Ian Shane	.536	43rd	8th
GOALS-AGAINST AVERAGE			
Ian Shane	2.36	30th	6th
GOALS PER GAME			
Dalton Bancroft	0.48	41st	7th
Ryan Walsh	0.43	T-57th	T-10th
HAT TRICKS			
Dalton Bancroft	1	T-7th	T-3rd
SHUTOUTS			
Ian Shane	2	T-14th	T-1st
Remington Keopple	1	T-39th	T-6th

CORNELL IN THE RANKINGS

DATE	PAIRWISE	USCHO	USA/TRL
Preseason	N/A	9 (585)	9 (429)
Oct. 7	N/A	7 (615)	7 (458)
Oct. 14	N/A	8 (614)	7 (465)
Oct. 21	N/A	8 (602)	8 (441)
Oct. 28	N/A	9 (579)	8 (456)
Nov. 4	N/A	6 (753)	6 (527)
Nov. 11	N/A	6 (701)	5 (505)
Nov. 18	N/A	8 (579)	7 (431)
Nov. 25	N/A	11 (463)	11 (309)
Dec. 2	15	12 (443)	12 (302)
Dec. 9	25	14 (283)	14 (189)
Dec. 16	23	16 (255)	17 (148)
Dec. 30	24	16 (250)	16 (151)
Jan. 6	27	18 (166)	20 (87)
Jan. 13	29	RV (38)	RV (31)
Jan. 20	20	RV (41)	20 (51)
Jan. 27	20	RV (15)	RV (19)
Feb. 3	25	RV (1)	RV (7)
Feb. 10	33	—	—
Feb. 17	20	RV (13)	RV (21)
Feb. 24	21	RV (5)	20 (14)
March 3	23	—	—
March 10	21	RV (6)	20 (19)

Pairwise not officially acknowledged until first full weekend of December due to sample size

LUCK OF THE DRAW

► The success of sophomore forwards **RYAN WALSH** (356 faceoff wins, 56.5 percent) and **JONATHAN CASTAGNA** (234 faceoff wins, 58.8 percent) in faceoffs has allowed Cornell to become one of six Division I programs (Bentley, Colorado College, LIU, Penn State, and Wisconsin) with multiple players recording at least a 56.5 percent success rate on 200-plus faceoff wins.

► Walsh's team-leading total of 356 faceoff wins is the 20th-highest in Division I hockey and ranks third among ECAC Hockey players, trailing only Brown's Max Scott (447) and Clarkson's Ellis Rickwood (380).

► Averaging 11.87 faceoff wins per game this season, which ranks ninth nationally, Walsh is among 10 Division I hockey players who average at least 11.50 faceoff wins per game.

► Entering this weekend's series, Walsh has recorded a double-digit faceoff win total in 19 games this season and has secured at least 13 draws on 15 occasions. He stands alone as the player with the eighth-most games featuring 13 or more faceoff wins this season, trailing Air Force's Clayton Cosentino (26), Brown's Max Scott and Niagara's Tyler Wallace (21), Notre Dame's Danny Nelson (20), Bemidji State's Jackson Jutting (18), and Bentley's Ethan Leyh and Denver's Carter King (17).

ON THE PLUS SIDE...

► Entering this weekend's series, senior forward **ONDREJ PSENICKA** (plus-56) and senior defenseman **TIM REGO** (plus-53) each have career plus-minus ratings of at least plus-50, making Cornell one of only four Division I programs (Boston College — three; Denver and Minnesota — two each) with multiple players who have reached a career plus-minus of at least plus-50.

► Senior forward **KYLE PENNEY**'s plus-48 rating makes Cornell one of four Division I teams (Boston College, Denver, and Minnesota — all with four each) that have at least three players with plus-45 ratings.

► In addition to the ratings of Psenicka, Rego, and Penney, senior forward **JACK O'LEARY**'s plus-41 rating positions Cornell as one of four Division I programs — alongside Boston College and Minnesota, each with five, and Denver with four — that boasts at least four players with career plus-minus ratings of plus-40.

► Psenicka and Rego's plus-minus ratings, which rank seventh and ninth nationally, respectively, represent the top two career plus-minus ratings in program history, dating back to the 2002-03 season, when plus-minus was first tracked for a full year. **GREG MILLER** '13 (plus-52) and **TRAVIS MITCHELL** '23 (plus-51) are the only other Big Red players who have posted career ratings of at least plus-50.

WHAT CAN BLUE(LINERS) DO FOR YOU?

► Of the Big Red's 250 points this season, 78 (15 goals, 63 assists) have been contributed by its defense corps, accounting for 31.2 percent of the team's scoring production. It is the highest percentage of points from defensemen by Cornell in a season since 1996-97, when they made up 33.5 percent of the scoring (106 of 316).

► The Big Red's 31.2 percent of points from defensemen entering the weekend represents the fourth-best average nationally, trailing Colgate (31.82 percent — 98 of 308), Robert Morris (31.78 percent — 82 of 258), and Merrimack (66 of 208 — 31.73 percent). Cornell is one of eight programs with at least 30 percent of its offensive production coming from defensemen, alongside Princeton (31.0 percent — 57 of 184), Air Force (30.8 percent — 73 of 237), Colorado College (30.5 percent — 82 of 269), and Minnesota Duluth (30.1 percent — 75 of 249).

► Cornell's 63 assists from defensemen represent 40.1 percent of its total assist count, marking the second-highest average in the nation for Division I hockey (Merrimack — 41.1 percent — 53 of 129).

ECAC HOCKEY LEADERS

MOST FACEOFF WINS THIS SEASON

ECAC Hockey Leaders (as of 3/12/25)

PLAYER	SCHOOL	FOW
Max Scott	Brown	447
Ellis Rickwood	Clarkson	380
► Ryan Walsh	Cornell	356
Jakob Lee	RPI	351
Victor Czerneckianair	Quinnipiac	304
Casey Severo	Harvard	303
Brett Chorske	Colgate	295

TOP FACEOFF WIN PERCENTAGES (Min. 200 FOW)

ECAC Hockey Leaders (as of 3/12/25)

PLAYER	SCHOOL	FO%
Ellis Rickwood	Clarkson	.592
► Jonathan Castagna	Cornell	.588
Victor Czerneckianair	Quinnipiac	.574
► Ryan Walsh	Cornell	.565
Travis Treloar	Quinnipiac	.555
Max Scott	Brown	.547

NCAA LEADERS

TOP ACTIVE CAREER PLUS-MINUS RATINGS

Division I Hockey Players (as of 3/12/25)

PLAYER	SCHOOL	+/-
Jack Devine	Denver	+76
Rhett Pitlick	Minnesota State	+73
Ryan Leonard	Boston College	+66
Eamon Powell	Boston College	+66
Boston Buckberger	Denver	+59
Aiden Hansen-Bukata	Ohio State	+57
► Ondrej Psenicka	Cornell	+56
Luke Mittelstadt	Minnesota	+55
► Tim Rego	Cornell	+53
Jimmy Snuggerud	Minnesota	+52
Gabe Perreault	Boston College	+52
Brian Kramer	Western Mich.	+52

NCAA LEADERS

PERCENTAGE OF SCORING BY DEFENSEMEN

This Season (as of 3/12/25)

SCHOOL	DG	DA	DP	TP	PCT
Colgate	31	67	98	308	31.82%
Robert Morris	17	65	82	258	31.78%
Merrimack	13	53	66	208	31.73%
► Cornell	15	63	78	250	31.2%
Princeton	22	35	57	184	31.0%
Air Force	20	53	73	237	30.8%
Colo. College	20	62	82	269	30.5%
Minn. Duluth	18	57	75	249	30.1%

ECAC WEEKLY HONORS

DATE	AWARD	PLAYER (SCHOOL)
Oct. 8	Forward	Ayrton Martino (Clarkson)
	Defender	John Prokop (Union)
	Rookie	Isaac Tremblay (St. Lawrence)
	Goalie	Mason Kucenski (St. Lawrence)
Oct. 14	Forward	Tyler Hotson (RPI)
	Defender	Max Smolinski (RPI)
	Rookie	Jared Mangan (Clarkson)
	Goalie	Matej Marinov (Quinnipiac)
Oct. 21	Forward	Ben Muthersbaugh (Union)
	Defender	Mason Waite (St. Lawrence)
	Rookie	Ben Muthersbaugh (Union)
	Goalie	Mason Kucenski (St. Lawrence)
Oct. 28	Forward	Brett Chorske (Colgate)
	Defender	Nic Belpedio (Colgate)
	Rookie	Ben Muthersbaugh (Union)
	Goalie	Ethan Langenegger (Clarkson)
Nov. 4	Forward	Ryan Walsh (Cornell)
	Defender	William Gilson (RPI)
	Rookie	Hayden Stavroff (Dartmouth)
	Goalie	Ian Shane (Cornell)
Nov. 11	Forward	Dalton Bancroft (Cornell)
	Defender	CJ Foley (Dartmouth)
	Rookie	Donovan Frias (Yale)
	Goalie	Aku Koskenvuo (Harvard)
Nov. 18	Forward	Ayrton Martino (Clarkson)
	Defender	Mason Langenbrunner (Harvard)
	Rookie	Luka Sukovic (Clarkson)
	Goalie	Ethan Pearson (Princeton)
Nov. 25	Forward	Brett Chorske (Colgate)
	Defender	Ben Robertson (Cornell)
	Rookie	Charlie Gollob (Brown)
	Goalie	Lawton Zacher (Brown)
Dec. 2	Forward	Casey Severo (Harvard)
	Defender	Alex Pineau (Brown)
	Rookie	Jake Manfre (Princeton)
	Goalie	Arthur Smith (Princeton)
Dec. 9	Forward	Ayrton Martino (Clarkson)
	Defender	Tommy Bergsland (Colgate)
	Rookie	Miles Gunty (Princeton)
	Goalie	Mason Kucenski (St. Lawrence)
Dec. 30	Forward	Jack Ricketts (Quinnipiac)
	Defender	Connor Sullivan (Yale)
	Rookie	Hank Cleaves (Dartmouth)
	Goalie	Lawton Zacher (Brown)
Jan. 6	Forward	Jakob Lee (RPI)
	Defender	John Prokop (Union)
	Rookie	Jagger Tapper (RPI)
	Goalie	Kyle Chauvette (Union)
Jan. 13	Forward	Aaron Schwartz (Quinnipiac)
	Defender	Michael Neumeier (Colgate)
	Rookie	Ben Charette (Harvard)
	Goalie	Matej Marinov (Quinnipiac)
Jan. 20	Forward	Max Scott (Brown)
	Defender	Tim Rego (Cornell)
	Rookie	Dylan Silverstein (Quinnipiac)
	Goalie	Emmett Croteau (Dartmouth)
Jan. 27	Forward	Ryan St. Louis (Brown)
	Defender	CJ Foley (Dartmouth)
	Rookie	Mick Thompson (Harvard)
	Goalie	Ethan Pearson (Princeton)
Feb. 3	Forward	Jack Ricketts (Quinnipiac)
	Defender	David Ma (Princeton)
	Rookie	Brian Nicholas (Brown)
	Goalie	Andrew Takacs (Colgate)
Feb. 10	Forward	Brandon Buhr (Union)
	Defender	Tommy Bergsland (Colgate)
	Rookie	Aaron Schwartz (Quinnipiac)
	Goalie	Lawton Zacher (Brown)
Feb. 17	Forward	Ayrton Martino (Clarkson)
	Defender	Mason Langenbrunner (Harvard)
	Rookie	Chris Pelosi (Quinnipiac)
	Goalie	Ian Shane (Cornell)
Feb. 24	Forward	Dalton Bancroft (Cornell)
	Defender	Reid Irwin (Colgate)
	Rookie	Lucas St. Louis (Harvard)
	Goalie	Ethan Langenegger (Clarkson)
March 3	Forward	Jeremy Wilmer (Quinnipiac)
	Defender	Nick Marciano (Princeton)
	Rookie	Michael Neumeier (Colgate)
	Goalie	Emmett Croteau (Dartmouth)
March 10	Forward	Ryan St. Louis (Brown)
	Defender	Tim Rego (Cornell)
	Rookie	Mick Thompson (Harvard)
	Goalie	Aku Koskenvuo (Harvard)

STANDINGS AND SCHEDULES

ECAC HOCKEY												OVERALL					
OPPONENT	PTS	GP	W	L	T	OW	OL	SW	GF	GA		GP	W	L	T	GF	GA
Quinnipiac	50	22	16	5	1	2	3	0	79	42		34	22	10	2	124	75
Clarkson	45	22	15	6	1	2	1	0	74	47		34	21	10	3	109	77
Colgate	42	22	13	7	2	2	2	1	80	65		34	18	13	3	113	109
Union	40	22	12	8	2	0	0	2	67	61		34	20	11	3	108	99
Dartmouth	39	22	12	9	1	0	2	0	70	52		30	16	12	2	99	76
Cornell	36	22	10	8	4	1	0	3	69	53		30	14	10	6	93	72
Harvard	31	22	9	10	3	2	2	1	56	56		30	12	15	3	79	90
Brown	28	22	9	11	2	3	0	2	53	63		30	14	13	3	78	77
Princeton	25	22	7	12	3	2	2	1	55	73		30	12	15	3	71	86
RPI	23	22	7	15	0	0	2	0	57	82		35	12	21	2	101	131
Yale	19	22	5	14	3	1	1	1	52	80		30	6	21	3	67	121
St. Lawrence	18	22	5	15	2	1	1	1	43	81		35	9	24	2	71	121
FIRST ROUND March 7-8 at Lower Seed						QUARTERFINALS (Best-of-three format) March 14-16 at Lower Seed						SEMIFINALS March 21 in Lake Placid, N.Y.			CHAMPIONSHIP GAME March 22 in Lake Placid, N.Y.		
SCHOOL						SCHOOL						SCHOOL			SCHOOL		
9) Princeton 2						1) Quinnipiac											
8) Brown 3						8) Brown						Lowest seed					
10) RPI 2						2) Clarkson						Highest seed					
7) Harvard 5						7) Harvard									Semifinal winner		
11) Yale 1						3) Colgate									Semifinal winner		
6) Cornell 5						6) Cornell						2nd-lowest seed					
12) St. Lawrence 2						4) Union						2nd-highest seed					
5) Dartmouth 6						5) Dartmouth											

SHARING THE WEALTH

► Cornell has received scoring contributions from almost every player who has participated in a game this season, as 23 of the 26 players who have played have registered at least one point.

► The senior class (38-65—103) has contributed 41.2 percent of the team's scoring, ranking just behind St. Lawrence (46.6 percent — 88 of 308). It is one of three programs with at least a 40-percent scoring rate this season, alongside Colgate (40.6 percent — 125 of 308).

► Cornell heads into the weekend with 14 players with at least a double-digit point total, tying them with Augustana, Minnesota, Ohio State, UConn, and Providence for the fifth-most players in Division I hockey with 10 or more points. Western Michigan (16), Long Island, Michigan, and Michigan State (15 each) are ahead of the Big Red.

ALL HE DOES IS WIN, WIN, WIN

► MIKE SCHAFER '86, the Jay R. Bloom '77 Head Coach of Cornell Men's Hockey, is one of four active Division I men's hockey head coaches with 550 career victories, joining Quinnipiac's Rand Pecknold (664), Mercyhurst's Rick Gotkin (611), and Notre Dame's Jeff Jackson (601).

► Schafer's 556 wins — which rank 18th in college hockey history — make him one of six active Division I hockey head coaches with at least 500 career wins. He is joined by Air Force's Frank Serratore (521) and Ferris State's Bob Daniels (510), who, like Schafer, is retiring after the season.

► With his victory over Harvard on Jan. 24, Schafer became the 10th Division I men's hockey head coach to achieve 550 wins with a single program, joining Jack Parker (Boston University), Red Berenson (Michigan), Bob Peters (Bemidji State), Pecknold, Jerry York (Boston College), Ron Mason (Michigan State), Gotkin, Richard Umile (New Hampshire), and John MacInnes (Michigan Tech).

SCORING BREAKDOWN

CORNELL'S 2024-25 SCORING BREAKDOWN By Class and Position				
CLASS	G	A	PTS	PCT
Freshmen	4	11	15	6.0%
Sophomores	30	63	93	37.2%
Juniors	21	18	39	15.5%
Seniors	38	65	103	41.2%
POSITION	G	A	PTS	PCT
Forwards	78	92	170	68.0%
Defensemen	15	63	78	31.2%
Goaltenders	0	2	2	0.8%

NCAA LEADERS

COACHES WITH 500+ WINS AT ONE SCHOOL Division I History			
COACH	SCHOOL	YEARS	W
Jack Parker*	Boston Univ.	1973-13	894
Red Berenson*	Michigan	1984-17	848
Bob Peters	Bemidji State	1966-01	702
Rand Pecknold*	Quinnipiac	1994-Pr.	664
Jerry York	Boston College	1994-22	656
Ron Mason	Michigan State	1979-02	635
Rick Gotkin*	Mercyhurst	1988-Pr.	611
Richard Umile*	UNH	1990-18	594
John MacInnes*	Michigan Tech	1956-82	555
► Mike Schafer*	Cornell	1995-Pr.	555

NOTE: * - denotes entire career

SERIES HISTORY



SERIES HISTORY

CORNELL LEADS, 90-63-17

Ithaca, N.Y. (Lynah Rink):	47-24-10 (40-19-9)
Hamilton, N.Y. (Class of 1965 Arena):	33-29-5 (5-2-1)
Neutral Sites:	10-10-2
Under Mike Schafer:	40-19-2

SCORING RECORDS

CORNELL	COLGATE
Ithaca: 10, (2x) Last: COR, 10-3 (3/1/1991)	Ithaca: 10 COL, 10-4 (1/21/1987)
Hamilton: 10 COR, 10-2 (12/3/1985)	Hamilton: 14, (2x) Last: COL, 14-1 (2/21/1948)
Neutral Site: 8 COR, 8-2 (12/29/1971)	Neutral Site: 9 COL, 9-2 (12/26/1939)

GAME-BY-GAME (SCHAFFER ERA)

COR YALE				SCORE
DATE	RK	RK	SITE	
1/17/1996			Hamilton, N.Y.	L, 3-4
1/20/1996			Ithaca, N.Y.	W, 6-3
3/8/1996			Ithaca, N.Y.	W, 8-1
3/9/1996			Ithaca, N.Y.	W, 8-3
12/3/1996			Ithaca, N.Y.	W, 3-1
1/14/1997			Hamilton, N.Y.	W, 3-2
1/10/1998			Uniondale, N.Y.	T, 2-2 (OT)
1/17/1998			Ithaca, N.Y.	L, 2-3 (OT)
1/19/1998			Hamilton, N.Y.	W, 3-2 (OT)
11/28/1998			Uniondale, N.Y.	L, 2-3
1/22/1999			Ithaca, N.Y.	W, 2-0
1/23/1999			Hamilton, N.Y.	T, 1-1 (OT)
1/28/2000			Hamilton, N.Y.	L, 0-4
1/29/2000			Ithaca, N.Y.	L, 2-4
3/18/2000			Lake Placid, N.Y.	L, 0-4
1/18/2001	#15		Ithaca, N.Y.	T, 2-2 (OT)
1/20/2001	#15		Hamilton, N.Y.	W, 4-3
1/18/2002	#14		Ithaca, N.Y.	W, 4-1
1/19/2002	#14		Hamilton, N.Y.	W, 3-2
1/30/2003	#4		Hamilton, N.Y.	L, 1-2 (OT)
2/1/2003	#4		Ithaca, N.Y.	W, 3-1
1/30/2004	#14	#19	Ithaca, N.Y.	L, 0-2
1/31/2004	#14	#19	Hamilton, N.Y.	L, 1-2
2/4/2005	#6	#11	Hamilton, N.Y.	W, 1-0
2/5/2005	#6	#11	Ithaca, N.Y.	T, 2-2 (OT)
2/3/2006	#5	#17	Ithaca, N.Y.	W, 4-1
2/4/2006	#5	#17	Hamilton, N.Y.	W, 3-2
3/17/2006	#7	#17	Albany, N.Y.	W, 2-0
1/25/2007	#18		Hamilton, N.Y.	L, 2-4
1/27/2007	#18		Ithaca, N.Y.	W, 2-1
2/1/2008			Ithaca, N.Y.	W, 2-1 (OT)
2/2/2008			Hamilton, N.Y.	W, 3-1
3/22/2008	#20		Albany, N.Y.	W, 4-2
11/13/2008	#14		Hamilton, N.Y.	W, 4-1
11/15/2008	#14		Ithaca, N.Y.	T, 2-2 (OT)
12/28/2008	#10		Esterio, Fla.	T, 2-2 (SOW)
11/24/2009	#7	#20	Ithaca, N.Y.	W, 4-2
2/16/2010	#10		Hamilton, N.Y.	W, 6-2
11/27/2010			Newark, N.J.	W, 4-3
1/21/2011			Hamilton, N.Y.	T, 1-1 (OT)
1/22/2011			Ithaca, N.Y.	W, 5-2
1/27/2012	#9		Ithaca, N.Y.	L, 1-2
1/28/2012	#9		Hamilton, N.Y.	L, 3-5
3/17/2012	#13	#20	Atlantic City, N.J.	W, 3-0
11/2/2012	#6		Hamilton, N.Y.	W, 3-1
11/3/2012	#6		Ithaca, N.Y.	T, 2-2 (OT)
12/7/2013	#15		Ithaca, N.Y.	T, 2-2 (OT)
2/8/2014	#9		Hamilton, N.Y.	L, 1-6
1/30/2015	#17		Hamilton, N.Y.	W, 2-1 (OT)
1/31/2015	#17		Ithaca, N.Y.	T, 2-2 (OT)
11/13/2015			Ithaca, N.Y.	W, 5-1
11/14/2015			Hamilton, N.Y.	W, 3-2 (OT)
11/29/2016			Hamilton, N.Y.	W, 3-2
2/7/2017	#12		Ithaca, N.Y.	W, 4-0
1/19/2018	#4	#19	Ithaca, N.Y.	W, 2-0
1/20/2018	#4	#19	Hamilton, N.Y.	W, 2-0
1/25/2019	#12		Hamilton, N.Y.	W, 3-2
1/26/2019	#12		Ithaca, N.Y.	L, 2-3 (OT)
2/8/2020	#2		Hamilton, N.Y.	W, 4-1
2/9/2020	#2		Ithaca, N.Y.	W, 5-3
2/4/2022	#10		Hamilton, N.Y.	L, 2-3
2/5/2022	#10		Ithaca, N.Y.	T, 2-2 (SOL)
3/11/2022	#18		Ithaca, N.Y.	W, 3-1
3/12/2022	#18		Ithaca, N.Y.	L, 2-4
3/13/2022	#18		Ithaca, N.Y.	L, 1-2
2/10/2023	#11		Ithaca, N.Y.	W, 3-2
2/11/2023	#11		Hamilton, N.Y.	T, 4-4 (SOL)
12/1/2023	#16		Hamilton, N.Y.	W, 4-2
12/2/2023	#16		Ithaca, N.Y.	L, 2-4
12/6/2024	#12		Ithaca, N.Y.	W, 3-2 (OT)
12/7/2024	#12		Hamilton, N.Y.	L, 3-6

SCOUTING COLGATE

- ▶ Colgate (18-13-3, 13-7-2 ECAC Hockey) did not play last weekend after securing one of the four coveted opening-round byes for a second consecutive season.
- ▶ Heading into the best-of-three series with Cornell, Colgate features the 13th-ranked scoring offense in Division I hockey, averaging 3.32 goals per game. Additionally, the Raiders have a shooting percentage of .1176, placing them fourth in the country, surpassed only by Dartmouth (.131), Boston University (.126), and Quinnipiac (.1182).
- ▶ Offensively, the Raiders are spearheaded by Brett Chorske (15-18—33), who tops the team in goals and points. Tommy Bergsland (4-20—24) leads the team in assists, while Alex DiPaolo (10-15—25) trails Chorske in both goals and points.
- ▶ Goaltending duties have favored Andrew Takacs (17-10-2, 2.74, .905), as he has started 29 of his 30 appearances this season. Nick Haas (1-3-1, 4.34, .861) has played in seven games, with just one appearance since the New Year (Feb. 15 at Brown in relief).

104 YEARS. 67 MILES. 170 MEETINGS

- ▶ Cornell and Colgate have faced off 170 times before this weekend's series, with the Big Red leading the series 90-63-17.
- ▶ The teams split the regular-season series in early December, with freshman forward **CHARLIE MAJOR** recording his first career multi-point game and scoring his first collegiate goal 2:58 into overtime. Colgate countered with a 6-3 victory the following night in Hamilton, driven by third-period power-play goals from Raiders defensemen Michael Neumeier and Reid Irwin during a five-minute major penalty in the third period, which broke a 3-3 tie.

- ▶ Since Colgate moved into the Class of 1965 Arena, Cornell boasts a record of 5-2-1 and has scored three or more goals in six out of the eight games played at the venue. Overall, the Big Red holds an impressive 11-3-2 record in its last 17 games played in Hamilton.

POSTSEASON HISTORY WITH COLGATE

- ▶ Cornell enters this weekend's best-of-three quarterfinal series against Colgate with a 9-3 playoff record against the Raiders, who have won the last two postseason meetings. After the Big Red won the opening game of the 2022 ECAC Hockey Championship quarterfinal series at Lynah Rink, Colgate rallied back and secured victories of 4-2 and 2-1 to clinch a spot in Lake Placid.
- ▶ This weekend marks the fourth time Cornell and Colgate are meeting in the ECAC Hockey Championship quarterfinals (1991, 1996, 2022). The Big Red holds a 5-2 record against the Raiders in the round.
- ▶ Cornell will play postseason games on Colgate's home ice this weekend for the first time in its history. This leaves Dartmouth as the only remaining ECAC Hockey team that the Big Red has yet to play in a road playoff game.

CORNELL PLAYERS VS. COLGATE																
PLAYER	GP	G	A	PTS	SH	SH%	+/-	PIM	PPG	SHG	GWG	BLK	FOW	FOL	FO%	
Ondrej Psenicka	11	4	5	9	24	.167	+5	4	1	0	0	3	1	2	.333	
Kyle Penney	9	3	4	7	19	.158	+2	2	0	0	0	5	11	13	.458	
Jack O'Leary	8	1	3	4	10	.100	+2	6	0	0	0	2	1	3	.250	
Dalton Bancroft	6	1	2	3	10	.100	-1	4	1	0	1	4	0	0	—	
Nick DeSantis	6	1	2	3	8	.125	0	2	0	0	0	0	0	0	—	
George Fegaras	4	0	3	3	5	.000	-1	0	0	0	0	0	0	0	—	
Sullivan Mack	11	2	0	2	22	.091	+2	4	0	0	1	3	1	0	1.000	
Ryan Walsh	4	2	0	2	9	.222	-5	0	1	0	0	3	38	25	.603	
Charlie Major	2	1	1	2	8	.125	+1	0	0	0	1	1	10	12	.455	
Ben Robertson	4	0	2	2	5	.000	-4	0	0	0	0	2	0	0	—	
Kyler Kovich	3	1	0	1	4	.250	+1	0	0	0	0	2	0	1	.000	
Hank Kempf	11	0	1	1	20	.000	+2	8	0	0	0	7	0	0	—	
Tim Rego	11	0	1	1	8	.000	+3	16	0	0	0	7	0	0	—	
Jonathan Castagna	4	0	1	1	3	.000	0	0	0	0	0	3	24	19	.558	
Jake Kraft	4	0	1	1	5	.000	-1	0	0	0	0	1	0	1	.000	
Winter Wallace	4	0	1	1	3	.000	0	0	0	0	0	0	2	1	.667	
Tyler Catalano	3	0	1	1	2	.000	-1	2	0	0	0	0	6	5	.545	
Michael Suda	9	0	0	0	7	.000	+1	2	0	0	0	3	0	0	—	
Sean Donaldson	4	0	0	0	8	.000	-3	15	0	0	0	0	0	0	—	
Hoyt Stanley	4	0	0	0	4	.000	+1	6	0	0	0	4	0	0	—	
Luke Devlin	2	0	0	0	2	.000	-1	0	0	0	0	0	2	5	.286	
Jack O'Brien	1	0	0	0	0	.000	0	0	0	0	0	0	0	0	—	
TOTALS	125	16	28	44	186	.086	+3	71	3	0	3	50	96	87	.525	
GOALTENDER																
GP	GS	W	L	T	W%	MIN	GA	GAA	SV	SV%	PPG	SHG	SHO			
Ian Shane	11	11	4	5	1	.450	577:19	27	2.81	160	.856	11	0	0		
Remington Keopple	2	0	0	0	1	.500	54:40	2	2.20	19	.905	1	0	0		
TOTALS	13	11	4	5	2	.455	631:59	29	2.75	179	.861	12	0	0		

CORNELL IN THE ECAC HOCKEY CHAMPIONSHIP

Tournaments:	55th (54th playing - DNP in 2020)
Record:	122-60-4 (.667)
Finals:	24 (13-11 — .542)
Last Final:	2024
Semifinals:	40 (24-16 — .600)
Last Semifinal:	2024

Overtime Games:	28 (16-9-3 — .625)
One-Goal Games:	46-21 (.687)
Games Decided by Two Goals or Less:	70-29 (.707)

MOST GOALS

Cornell:	12, (W, 12-2, vs. Boston College — 3/9/1967)
Opp.:	10, (2x), Last: at Quinnipiac (L, 0-10 — 3/16/2013)

LARGEST MARGIN OF VICTORY

Cornell:	10, (2x), Last: (W, 11-1, vs. Providence — 3/7/1972)
Opp.:	10, (L, 0-10, at Quinnipiac — 3/16/2013)
Consecutive Wins:	13 (1967-71)

Last 10 Games:	7-3 (.700)
Last 5 Games:	5-0 (1.000)

DATE	OPPONENT (LOCATION)	ROUND	RESULT
3/9/65	Brown (Providence)	QF	L, 3-4 (OT)
3/8/66	Boston College (Ithaca)	QF	W, 9-0
3/11/66	Boston University (Boston)	SF	W, 8-1
3/12/66	Clarkson (Boston)	CG	L, 2-6
3/7/67	Brown (Ithaca)	QF	W, 11-2
3/9/67	Boston College (Boston)	SF	W, 12-2
3/11/67	Boston University (Boston)	CG	W, 4-3
3/5/68	Princeton (Ithaca)	QF	W, 6-1
3/8/68	Boston University (Boston)	SF	W, 7-2
3/9/68	Boston College (Boston)	CG	W, 6-3
3/4/69	St. Lawrence (Ithaca)	QF	W, 3-0
3/7/69	Boston University (Boston)	SF	W, 3-2 (OT)
3/8/69	Harvard (Boston)	CG	W, 4-2
3/10/70	St. Lawrence (Ithaca)	QF	W, 6-1
3/13/70	Harvard (Boston)	SF	W, 6-5
3/14/70	Clarkson (Boston)	CG	W, 3-2
3/9/71	Providence (Ithaca)	QF	W, 6-3
3/12/71	Clarkson (Boston)	SF	L, 1-4
3/13/71	Boston University (Boston)	3PG	L, 5-6
3/7/72	Providence (Ithaca)	QF	W, 11-1
3/10/72	New Hampshire (Boston)	SF	W, 6-3
3/11/72	Boston University (Boston)	CG	L, 1-4
3/6/73	RPI (Ithaca)	QF	W, 9-3
3/9/73	Clarkson (Boston)	SF	W, 9-4
3/10/73	Boston College (Boston)	CG	W, 3-2
3/5/74	St. Lawrence (Ithaca)	QF	W, 5-3
3/8/74	Boston University (Boston)	SF	L, 3-7
3/9/74	RPI (Boston)	3PG	W, 8-2
3/4/75	New Hampshire (Ithaca)	QF	W, 4-2
3/7/75	Harvard (Boston)	SF	L, 4-6
3/8/75	Vermont (Boston)	3PG	L, 3-7
3/9/76	Clarkson (Potsdam)	QF	W, 9-7
3/12/76	Brown (Boston)	SF	L, 2-6
3/13/76	Harvard (Boston)	3PG	W, 7-6
3/8/77	RPI (Ithaca)	QF	W, 7-5
3/11/77	New Hampshire (Boston)	SF	L, 9-10 (2OT)
3/12/77	Clarkson (Boston)	3PG	W, 5-4
3/7/78	Providence (Ithaca)	QF	L, 5-8
3/6/79	Providence (Ithaca)	QF	W, 6-5 (OT)
3/9/79	New Hampshire (Boston)	SF	L, 2-5
3/10/79	Boston University (Boston)	3PG	W, 7-4
3/11/80	Boston College (Chestnut Hill)	QF	W, 5-1
3/14/80	Providence (Boston)	SF	W, 6-5
3/15/80	Dartmouth (Boston)	CG	W, 5-1
3/10/81	Maine (Ithaca)	QF	W, 7-4
3/13/81	Colgate (Boston)	SF	W, 4-3
3/14/81	Providence (Boston)	CG	L, 4-8
3/8/85	Yale (Ithaca)	QF	W, 9-2
3/9/85	Yale (Ithaca)	QF	W, 4-2
3/15/85	RPI (Boston)	SF	L, 1-5
3/16/85	Clarkson (Boston)	3PG	W, 5-3
3/7/86	Vermont (Ithaca)	QF	W, 8-3
3/8/86	Vermont (Ithaca)	QF	T, 3-3 (OT)
3/14/86	Yale (Boston)	SF	W, 3-2 (2OT)
3/15/86	Clarkson (Boston)	CG	W, 3-2 (OT)
3/4/88	Clarkson (Ithaca)	QF	L, 3-4
3/5/88	Clarkson (Ithaca)	QF	W, 4-2
3/5/88	Clarkson (Ithaca)	QF	L, 0-1
3/3/89	Clarkson (Potsdam)	QF	W, 5-3
3/4/89	Clarkson (Potsdam)	QF	T, 0-0
3/10/89	St. Lawrence (Boston)	SF	L, 1-6
3/11/89	Harvard (Boston)	3PG	L, 3-6
3/2/90	Harvard (Ithaca)	QF	W, 6-2
3/3/90	Harvard (Ithaca)	QF	W, 4-2
3/10/90	RPI (Boston)	SF	L, 2-3

RECORD BY ROUND	
Preliminary Round:	2-0 (1.000)
Opening Round:	15-7-1 (.671)
Quarterfinals:	60-21-3 (.732)
Four-Five Game:	1-1 (.500)
Semifinals:	24-16 (.600)
Third-Place Game:	7-4 (.636)
Championship:	13-11 (.542)

RECORD BY SEED

No. 1: (10 times — Last: 2020; 6 Titles)	27-3 (.900)
No. 2: (10 times — Last: 2024; 4 Titles)	26-9-1 (.736)
No. 3: (10 times — Last: 2023; 1 Title)	21-12-1 (.632)
No. 4: (11 times — Last: 2022; 1 Title)	24-16 (.600)
No. 5: (5 times — Last: 2008)	10-7-1 (.583)
No. 6: (1 time — Last: 2025)	1-0 (1.000)
No. 7: (2 times — Last: 2015)	0-3-1 (.125)
No. 8: (4 times — Last: 2016; 1 Title)	9-6 (.600)
No. 9: (2 times — Last: 2013)	4-4 (.500)
No. 10:	Never
No. 11:	Never
No. 12:	Never

DATE	OPPONENT (LOCATION)	ROUND	RESULT
3/1/91	Colgate (Ithaca)	QF	W, 10-3
3/2/91	Colgate (Ithaca)	QF	W, 8-1
3/9/91	St. Lawrence (Boston)	SF	L, 3-4 (OT)
3/7/92	Yale (New Haven)	QF	W, 4-1
3/13/92	Clarkson (Boston)	SF	W, 4-3 (2OT)
3/14/92	St. Lawrence (Boston)	CG	L, 2-4
3/8/94	Princeton (Ithaca)	PR	W, 5-4 (OT)
3/11/94	Harvard (Cambridge)	QF	L, 4-5
3/12/94	Harvard (Cambridge)	QF	L, 3-5
3/7/95	St. Lawrence (Canton)	PR	W, 6-2
3/10/95	Clarkson (Potsdam)	1R	L, 2-6
3/11/95	Clarkson (Potsdam)	1R	L, 2-7
3/8/96	Colgate (Ithaca)	QF	W, 8-1
3/9/96	Colgate (Ithaca)	QF	W, 8-3
3/15/96	Clarkson (Lake Placid)	SF	W, 3-0
3/16/96	Harvard (Lake Placid)	CG	W, 2-1
3/7/97	Harvard (Ithaca)	QF	T, 2-2 (OT)
3/8/97	Harvard (Ithaca)	QF	W, 4-1
3/14/97	RPI (Lake Placid)	SF	W, 5-3
3/15/97	Clarkson (Lake Placid)	CG	W, 2-1
3/13/98	RPI (Troy)	OR	W, 5-4
3/14/98	RPI (Troy)	OR	L, 0-3
3/15/98	RPI (Troy)	OR	W, 5-4
3/19/98	Princeton (Lake Placid)	45G	L, 2-6
3/12/99	Princeton (Princeton)	OR	T, 4-4 (OT)
3/13/99	Princeton (Princeton)	OR	L, 5-6
3/10/00	Harvard (Ithaca)	OR	W, 4-3
3/11/00	Harvard (Ithaca)	OR	W, 4-3
3/16/00	Clarkson (Lake Placid)	45G	W, 4-2
3/17/00	St. Lawrence (Lake Placid)	SF	L, 2-3 (OT)
3/18/00	Colgate (Lake Placid)	3PG	L, 0-4
3/9/01	Princeton (Ithaca)	OR	W, 3-2 (OT)
3/10/01	Princeton (Ithaca)	OR	W, 2-1
3/16/01	Harvard (Lake Placid)	SF	W, 5-2
3/17/01	St. Lawrence (Lake Placid)	CG	L, 1-3
3/8/02	Yale (Ithaca)	OR	W, 2-1
3/9/02	Yale (Ithaca)	OR	W, 4-2
3/15/02	RPI (Lake Placid)	SF	W, 3-0
3/16/02	Harvard (Lake Placid)	CG	L, 3-4 (2OT)
3/14/03	RPI (Ithaca)	QF	W, 3-2
3/15/03	RPI (Ithaca)	QF	W, 4-0
3/21/03	Brown (Albany)	SF	W, 2-0
3/22/03	Harvard (Albany)	CG	W, 3-2 (OT)
3/12/04	Clarkson (Ithaca)	QF	W, 5-1
3/13/04	Clarkson (Ithaca)	QF	L, 4-5
3/14/04	Clarkson (Ithaca)	QF	L, 1-5
3/11/05	Clarkson (Ithaca)	QF	W, 5-0
3/12/05	Clarkson (Ithaca)	QF	W, 2-1 (OT)
3/18/05	Vermont (Albany)	SF	W, 3-0
3/19/05	Harvard (Albany)	CG	W, 3-1
3/10/06	Clarkson (Ithaca)	QF	W, 4-3 (2OT)
3/11/06	Clarkson (Ithaca)	QF	W, 3-2 (2OT)
3/17/06	Colgate (Albany)	SF	W, 2-0
3/18/06	Harvard (Albany)	CG	L, 2-6
3/9/07	Quinnipiac (Ithaca)	QF	L, 0-1 (OT)
3/10/07	Quinnipiac (Ithaca)	QF	L, 2-3
3/7/08	Dartmouth (Ithaca)	OR	W, 3-2
3/8/08	Dartmouth (Ithaca)	OR	L, 3-5
3/9/08	Dartmouth (Ithaca)	OR	W, 6-0
3/14/08	Union (Schenectady)	QF	W, 3-2
3/15/08	Union (Schenectady)	QF	W, 3-2
3/21/08	Harvard (Albany)	SF	L, 1-3
3/22/08	Colgate (Albany)	3PG	W, 4-2

BY TOURNAMENT OPPONENT

<i>Non-active ECAC Hockey schools in italics</i>	
Boston College:	5-0 (1.000)
Boston University:	5-3 (.625)
Brown:	4-2 (.667)
Clarkson:	23-11-1 (.671)
Colgate:	9-3 (.750)
Dartmouth:	7-1 (.875)
Harvard:	16-10-1 (.611)
Maine:	1-0 (1.000)
New Hampshire:	2-2 (.500)
Princeton:	7-3-1 (.682)
Providence:	4-2 (.667)
Quinnipiac:	6-7 (.462)
RPI:	11-4 (.733)
St. Lawrence:	5-5 (.500)
Union:	8-4 (.667)
Vermont:	2-1-1 (.625)
Yale:	7-2 (.778)

DATE	OPPONENT (LOCATION)	ROUND	RESULT
3/13/09	RPI (Ithaca)	QF	L, 0-1
3/14/09	RPI (Ithaca)	QF	W, 4-0
3/15/09	RPI (Ithaca)	QF	W, 4-3
3/20/09	Princeton (Albany)	SF	W, 4-3 (2OT)
3/21/09	Yale (Albany)	CG	L, 0-5
3/12/10	Harvard (Ithaca)	QF	W, 5-1
3/13/10	Harvard (Ithaca)	QF	W, 3-0
3/19/10	Brown (Albany)	SF	W, 3-0
3/20/10	Union (Albany)	CG	W, 3-0
3/11/11	Quinnipiac (Ithaca)	QF	W, 2-1
3/12/11	Quinnipiac (Ithaca)	QF	L, 0-1
3/13/11	Quinnipiac (Ithaca)	QF	W, 3-2 (OT)
3/18/11	Dartmouth (Atlantic City)	SF	W, 3-0
3/19/11	Yale (Atlantic City)	CG	L, 0-6
3/9/12	Dartmouth (Ithaca)	QF	W, 4-3 (2OT)
3/10/12	Dartmouth (Ithaca)	QF	W, 3-1
3/16/12	Harvard (Atlantic City)	SF	L, 1-6
3/17/12	Colgate (Atlantic City)	3PG	W, 3-0
3/8/13	Princeton (Princeton)	OR	W, 4-0
3/9/13	Princeton (Princeton)	OR	W, 4-2
3/15/13	Quinnipiac (Hamden)	QF	W, 3-2
3/16/13	Quinnipiac (Hamden)	QF	L, 0-10
3/17/13	Quinnipiac (Hamden)	QF	L, 2-3 (2OT)
3/14/14	Clarkson (Ithaca)	QF	W, 2-1
3/15/14	Clarkson (Ithaca)	QF	L, 1-4
3/16/14	Clarkson (Ithaca)	QF	W, 1-0 (OT)
3/21/14	Union (Lake Placid)	SF	L, 2-5
3/6/15	Union (Ithaca)	OR	L, 2-4
3/7/15	Union (Ithaca)	OR	L, 0-7
3/4/16	Union (Ithaca)	OR	W, 1-0
3/5/16	Union (Ithaca)	OR	W, 2-1 (OT)
3/11/16	Quinnipiac (Hamden)	QF	L, 2-5
3/12/16	Quinnipiac (Hamden)	QF	W, 5-4
3/13/16	Quinnipiac (Hamden)	QF	L, 3-6
3/10/17	Clarkson (Ithaca)	QF	L, 2-6
3/11/17	Clarkson (Ithaca)	QF	W, 2-1
3/12/17	Clarkson (Ithaca)	QF	W, 2-1
3/17/17	Union (Lake Placid)	SF	W, 4-1
3/18/17	Harvard (Lake Placid)	CG	L, 1-4
3/9/18	Quinnipiac (Ithaca)	QF	W, 9-1
3/10/18	Quinnipiac (Ithaca)	QF	W, 2-0
3/16/18	Princeton (Lake Placid)	SF	L, 1-4
3/15/19	Union (Ithaca)	QF	L, 2-3
3/16/19	Union (Ithaca)	QF	W, 4-0
3/17/19	Union (Ithaca)	QF	W, 4-2
3/22/19	Brown (Lake Placid)	SF	W, 6-0
3/23/19	Clarkson (Lake Placid)	CG	L, 2-3 (OT)
3/11/22	Colgate (Ithaca)	QF	W, 3-1
3/18/22	Colgate (Ithaca)	QF	L, 2-4
3/13/22	Colgate (Ithaca)	QF	L, 1-2
3/10/23	Clarkson (Ithaca)	QF	W, 2-1
3/11/23	Clarkson (Ithaca)	QF	W, 3-1
3/17/23	Harvard (Lake Placid)	SF	L, 0-1 (OT)
3/15/24	Harvard (Ithaca)	QF	W, 4-3
3/16/24	Harvard (Ithaca)	QF	W, 4-1
3/22/24	Dartmouth (Lake Placid)	SF	W, 6-3
3/23/24	St. Lawrence (Lake Placid)	CG	W, 3-1
3/8/25	Yale (Ithaca)	OR	W, 5-1

YEAR-BY-YEAR RESULTS

SEASON	RECORD	W%	GF	GA	+/-
1957-58	2-4-1	.357	37	48	-11
1958-59	3-10-0	.231	26	105	-79
1959-60	1-7-0	.125	17	66	-49
1960-61	3-8-0	.273	40	36	+4
1961-62	8-2-0	.800	50	20	+30
1962-63	5-4-1	.550	44	31	+13
1963-64	5-5-1	.500	35	37	-2
1964-65	11-2-0	.846	91	37	+54
1965-66	13-1-0	.929	95	22	+73
1966-67	10-1-0	.909	76	18	+58
1967-68	12-0-0	1.000	77	15	+62
1968-69	12-0-0	1.000	94	15	+79
1969-70	12-0-0	1.000	86	20	+66
1970-71	13-0-0	1.000	88	23	+65
1971-72	12-1-0	.923	95	30	+65
1972-73	14-0-1	.967	99	42	+57
1973-74	11-1-0	.917	74	40	+34
1974-75	9-3-1	.731	74	43	+31
1975-76	10-3-0	.769	82	42	+40
1976-77	14-2-0	.875	124	63	+61
1977-78	13-1-1	.900	126	51	+75
1978-79	13-3-0	.813	93	52	+41
1979-80	8-5-0	.615	67	50	+17
1980-81	12-1-0	.923	70	27	+43
1981-82	6-8-0	.429	59	47	+12
1982-83	9-1-2	.833	54	33	+21
1983-84	7-5-0	.583	49	51	-2
1984-85	11-1-1	.885	72	43	+29
1985-86	6-4-4	.571	62	54	+8
1986-87	6-6-0	.500	59	55	+4
1987-88	10-5-0	.667	69	40	+29
1988-89	9-3-0	.750	52	31	+21
1989-90	10-2-2	.786	60	37	+23
1990-91	10-3-2	.733	73	39	+34
1991-92	6-3-2	.636	35	27	+8
1992-93	4-9-0	.308	39	53	-14
1993-94	5-7-2	.429	57	59	-2
1994-95	4-4-4	.500	48	39	+9
1995-96	11-1-2	.857	75	32	+43
1996-97	10-4-2	.688	62	42	+20
1997-98	6-6-0	.500	31	29	+2
1998-99	6-7-1	.464	43	44	-1
1999-00	11-3-0	.786	57	33	+24
2000-01	7-2-4	.692	33	26	+7
2001-02	14-1-1	.906	65	27	+38
2002-03	15-0-0	1.000	68	14	+54
2003-04	7-7-5	.500	46	41	+5
2004-05	15-0-1	.969	64	18	+46
2005-06	12-3-2	.765	55	36	+19
2006-07	9-7-2	.556	54	38	+16
2007-08	10-5-2	.647	58	32	+26
2008-09	12-3-1	.781	45	21	+24
2009-10	12-3-1	.781	53	28	+25
2010-11	9-8-1	.528	52	48	+4
2011-12	10-3-2	.733	41	24	+17
2012-13	6-5-2	.538	26	25	+1
2013-14	8-5-2	.600	33	32	+1
2014-15	7-7-3	.500	35	40	-5
2015-16	9-5-2	.625	46	39	+7
2016-17	9-4-3	.656	42	38	+4
2017-18	15-2-0	.882	62	24	+38
2018-19	12-6-0	.667	60	35	+25
2019-20	11-0-2	.923	50	19	+31
2020-21	— NO SEASON (COVID-19 PANDEMIC) —				
2021-22	9-4-3	.656	50	31	+19
2022-23	12-3-1	.781	56	26	+30
2023-24	10-3-2	.733	51	26	+25
2024-25	9-4-1	.679	45	29	+16
TOTALS	622-236-73	.707	4006	2438	+1568



If you've never been to a Big Red hockey game at Cornell's Lynah Rink, there are quite a few things you've never experienced. You've never camped in line to get season tickets and ensure your spot as one of the raucous and devoted "Lynah Faithful." But most importantly, if you've never been to Lynah, you've never experienced all the best that college hockey offers.

Lynah Rink, which enters its 68th year serving as the home of Big Red hockey this season, was formally dedicated on April 6, 1957, a month after its opening to the public on March 4, 1957. The facility, which was built following a \$500,000 anonymous donation (approximately \$5.59 million in 2024), honors the late **JAMES LYNAB '05**, who served as the director of athletics at Cornell from 1935-43.

The donation to build Lynah Rink resurrected the Cornell hockey program following a 10-year hiatus, ensuring hockey returned as a varsity sport for the 1957-58 season.

Cornell began sponsoring hockey as a varsity sport with the 1900-01 season, which featured all Big Red home games played on the university's outdoor rink on Beebe Lake. Due to a series of abnormally mild winters, the program was left — literally — on thin ice, causing Cornell to drop the program entirely after the 1947-48 campaign.

Since its opening in March of 1957, Lynah Rink has received numerous face-lifts since hosting its inaugural event on March 21, 1957, a 7-3 victory for the NHL's New York Rangers in an exhibiton against the Rochester Americans of the American Hockey League (AHL). Hockey Hall of Fame goaltender Gump Worsley stopped 44 shots in the victory for the Rangers.

Among the renovations, Cornell spent nearly \$1 million in the summer of 2000, to replace the rink floor, drainage system, frost protection and refrigeration piping, and adding new boards and seamless glass.

During the summer of 2006, a 16,700-square-foot expansion added new locker rooms, coaches offices, study lounges, new athletic training space, and approximately 450 new seats in the seating bowl.

Over last season's winter break, updated Cornell branding on the façade and south concourse brought a more modern look to the facility.

Though many physical aspects of Lynah Rink have changed over time, the crowd remains constant. Lynah Rink can hold 4,267 boisterous Cornell hockey fans, who provide unwavering support for the Big Red while creating an unparalleled atmosphere in college hockey.

Although many rinks in the nation are bigger in capacity, few are known to be louder. The Cornell fans, aptly named the "Lynah Faithful," stream into every home contest, making themselves as much a part of the game as the players do. Whether they're cheering for the Big Red or joining the pep band in their rendition of "Give My Regards to Davy," the Lynah Faithful reaffirms the old saying, "There's no place like home."

Since the doors opened on Lynah Rink, the Cornell men's hockey program has won a pair of NCAA Division I men's hockey championships in 1967 and 1970, garnering an ECAC Hockey-record 13 tournament championships (1967-70, 1973, 1980, 1986, 1996-97, 2003, 2005, 2010, 2024) and 26 Ivy League titles, 22 of which have been won outright.

NCAA HISTORY

TOP DIVISION I HOME WIN PERCENTAGES
Mike Schafer Era (1995-Present) (as of 3/12/25)

TEAM	RECORD	W%
Michigan	401-125-38	.745
Quinnipiac	330-109-40	.731
North Dakota	411-139-58	.724
Boston College	334-117-41	.721
Denver	407-151-49	.711
► Cornell	292-111-48	.701
Minnesota	404-166-52	.691
Boston University	319-143-54	.671
Maine	324-145-56	.670
Minnesota State	333-157-53	.662



MIKE SCHAFER '86

30TH SEASON AS HEAD COACH

Years at Cornell: 37th Season
College: Cornell '86

MIKE SCHAFER '86, the longest-tenured head coach in Cornell men's hockey history, is currently in his 30th and final season at the helm of the Cornell men's hockey program after announcing on June 13, 2024, that he will retire following the conclusion of the 2024-25 season.

Former Cornell standout centerman and assistant coach, and current associate head coach, **CASEY JONES** '90 will replace Schafer beginning with the 2025-26 season.

When Schafer returned to his alma mater in the summer of 1995 to become the 12th head coach in Cornell men's hockey history, Schafer's goal was to bring the Big Red to a position of national prominence.

Schafer has accomplished that objective with his career coaching record of 548-293-114. His 548 victories are the second-most by any Cornell coach with a single team, trailing former softball head coach **DICK BLOOD** (623).

Cornell has consistently been ranked among the nation's elite under Schafer, which includes the Big Red being ranked in the top 20 of the USCHO.com poll 442 times since its inception in 1997-98.

Along with being one of Cornell's legendary head coaches, Schafer's 549 career victories and .633 win percentage rank fourth among active Division I men's head coaches.

During his 29-plus seasons behind the Big Red bench, Schafer has guided Cornell to 14 NCAA Tournament appearances, which included a trip to Buffalo, N.Y., for the 2003 Frozen Four — the program's first since the 1979-80 campaign. Along with its Frozen Four appearance, the Big Red established the school record for wins (30), claiming one more victory than Cornell's 1969-70 national championship squad, who remains the lone Division I program to go undefeated in a single season (29-0-0). In addition to its 30 wins in 2002-03, Cornell had a 19-2-1 mark in ECAC Hockey play, signifying the program's best league play record since going 21-0-0 in 1969-70.

With Schafer serving as Cornell's bench boss, the Big Red have registered 14 20-win seasons and 17 campaigns with at least a .600 win percentage, including the last seven seasons in which the Big Red has competed. In ECAC Hockey play, the Schafer-led Big Red has won at least 10 conference games on 23 occasions, also including each of the last seven seasons.

In 2020, Schafer was named co-winner of the Spencer Penrose Award, given to the nation's top head coach, sharing the honor with North Dakota's Brad Berry. It was the first time Schafer won the award after being named ECAC Hockey's Coach of the Year five times (2002, 2003, 2005, 2018, 2020).

Cornell has claimed six Whitelaw Cup (ECAC Hockey tournament titles), two more than the late legendary **NED HARKNESS** for the most in Big Red history. Schafer also has guided Cornell to three Cleary Cups (ECAC's regular-season championships) over the past seven years.

Over his illustrious coaching career for Cornell, Schafer has coached 10 players to First Team All-America status (11 instances), eight Ivy League Players of the Year, six ECAC Hockey Ken Dryden Award winners (league's best goaltender), five Rookies of the Year in both ECAC Hockey and the Ivy League, and three ECAC Hockey Players of the Year.

Schafer and his wife, Diane, have two sons, Luke and John '18, and a daughter, Michelle.

SCHAFER'S FILE

COACHING EXPERIENCE

1986-90	Cornell (Assistant Coach)
1990-94	Western Michigan (Assistant Coach)
1994-95	Western Michigan (Associate Head Coach)
1995-Pres.	Cornell (Head Coach)

PLAYING EXPERIENCE

1979-80	Georgetown Gemini (CJBHL)
1980-82	Guelph Platters (OPJHL)
1982-86	Cornell

EDUCATION

Cornell University
B.A., Business Management & Marketing, 1986

COACHING CAREER

SEASON	RECORD	W%	CONF.	W%
CORNELL (1995 - PRESENT)				
1995-96	21-9-4	.676	14-4-4	.727
1996-97	21-9-5	.671	14-6-2	.682
1997-98	15-16-2	.485	9-12-1	.432
1998-99	12-15-4	.452	9-10-3	.477
1999-00	16-14-2	.531	10-9-1	.525
2000-01	16-12-5	.561	11-8-3	.568
2001-02	25-8-2	.743	17-3-2	.818
2002-03	30-5-1	.847	19-2-1	.886
2003-04	16-10-6	.594	13-6-3	.659
2004-05	27-5-3	.814	18-2-2	.864
2005-06	22-9-4	.686	13-6-3	.659
2006-07	14-13-4	.516	10-8-4	.545
2007-08	19-14-3	.569	12-9-1	.568
2008-09	22-10-4	.667	13-6-3	.659
2009-10	21-9-4	.676	14-5-3	.705
2010-11	16-15-3	.515	11-9-2	.545
2011-12	19-9-7	.643	12-4-6	.682
2012-13	15-16-3	.485	8-11-3	.432
2013-14	17-10-5	.609	11-7-4	.591
2014-15	11-14-6	.452	9-9-4	.500
2015-16	16-11-7	.574	8-8-6	.500
2016-17	21-9-5	.671	13-4-5	.705
2017-18	25-6-2	.788	17-3-2	.818
2018-19	21-11-4	.639	13-5-4	.682
2019-20	23-2-4	.862	18-2-2	.864
2020-21	— NO SEASON (COVID-19 PANDEMIC) —			
2021-22	18-10-4	.625	12-6-4	.636
2022-23	21-11-2	.647	15-6-1	.705
2023-24	22-7-6	.714	12-6-4	.636
2024-25	14-10-6	.567	10-8-4	.545
TOTALS	556-299-117	.632	365-184-87	.642

CORNELL'S RECORD UNDER SCHAFER

CATEGORY	2024-25	UNDER SCHAFER	STREAK	CATEGORY	2024-25	UNDER SCHAFER	STREAK	CATEGORY	2024-25	UNDER SCHAFER	STREAK
Overall	14-10-6	556-299-117	Won 2	Cornell Scores First	10-1-4	406-90-59	Won 2	Leads after 1st period	11-0-3	294-46-29	Won 5
ECAC Hockey Game	10-8-4	365-184-87	Won 1	Opponent Scores First	4-9-2	150-209-51	Lost 4	Trails after 1st period	3-6-1	68-153-30	Lost 6
Ivy League Game	5-2-2	198-95-35	Won 1					Tied after 1st period	0-4-2	194-100-58	Lost 1
Non-Conference Game	4-2-2	191-115-30	Won 1	When Shutout	0-1-0	0-50-7	Lost 6	Leads after 2nd period	10-0-0	426-22-29	Won 23
				Scores One Goal	0-6-1	21-95-27	Lost 5	Trails after 2nd period	3-8-3	34-202-33	Lost 4
Home	9-4-1	293-111-48	Won 2	Scores Two Goals	0-2-3	85-91-46	Tied 1	Tied after 2nd period	1-2-3	96-75-55	Lost 1
Away	4-6-4	200-132-56	Won 1	Scores Three Goals	2-1-2	150-43-28	Tied 1				
Neutral Site	1-0-1	63-56-13	Tied 1	Scores Four Goals	4-0-0	126-16-6	Won 9	Outshoots Opponent	10-7-4	346-141-63	Won 2
				Scores 5+ Goals	8-0-0	174-4-3	Won 116	Outshot by Opponent	2-3-2	191-147-51	Won 1
October	0-0-0	18-10-2	Won 2					Tied in Shots	2-0-0	19-11-3	Won 3
November	4-2-3	139-65-25	Tied 1	Shutout Opponent	3-0-0	114-0-7	Won 28				
December	1-1-0	54-32-19	Lost 1	Allows One Goal	5-0-1	196-16-27	Won 3	In Overtime	1-0-6	52-44-117	Tied 3
January	3-4-2	114-65-37	Lost 2	Allows Two Goals	4-1-3	163-51-46	Won 1	In Shootouts	5-1	14-11	Won 5
February	4-3-1	135-69-31	Lost 1	Allows Three Goals	2-2-2	63-71-28	Lost 1				
March	2-0-0	96-57-3	Won 2	Allows Four Goals	0-5-0	19-74-6	Lost 8	vs. Ranked Opponents	2-4-3	121-108-33	Lost 1
April	0-0-0	0-1-0	Lost 1	Allows 5+ Goals	0-2-0	1-87-3	Lost 54				

SCHAFER MISCELLANEA

SCHAFER'S ALL-TIME VICTORIES				
11/10/95	vs. Brown	W, 4-1	1	
1/19/98	at Colgate	W, 3-2 (OT)	50	
3/10/01	vs. Princeton	W, 2-1	100	
3/1/03	at Yale	W, 3-0	150	
10/28/05	vs. Michigan State	W, 4-2	200	
3/7/08	vs. Dartmouth	W, 3-2	250	
11/27/10	vs. Colgate	W, 4-3	300	
11/1/13	vs. Princeton	W, 4-2	350	
1/7/17	at Merrimack	W, 1-0	400	
2/1/19	at Union	W, 4-0	450	
11/4/22	at Princeton	W, 3-1	500	
1/24/25	vs. Harvard	W, 4-1	550	
3/8/25	vs. Yale	W, 5-1	556	
GOALS SCORED UNDER SCHAFER • ALL GAMES				
11/10/95	Chad Wilson	A Michigan State	1	
2/23/96	Jeff Burgoyne	H Union	100	
1/25/97	Darren Tymchyshyn	H Ferris State	200	
1/17/98	Jeff Oates	H Colgate	300	
1/29/99	Denis Ladouceur	A Princeton	400	
2/4/00	Larry Pierce	A Harvard	500	
2/17/01	Mark McRae	H Vermont	600	
2/16/02	Matt McRae	A Vermont	700	
1/17/03	Ryan Vesce	A Union	800	
11/29/03	Byron Bitz	H Mercyhurst	900	
12/29/04	Cam Abbott	N Maine	1000	
12/2/05	Chris Abbott	H Princeton	1100	
12/1/06	Mitch Carefoot	H RPI	1200	
1/20/08	Topher Scott	H Clarkson	1300	
1/17/09	Michael Kennedy	A RPI	1400	
1/15/10	Locke Jillson	A Clarkson	1500	
1/14/11	Joe Devin	H RPI	1600	
1/21/12	Joakim Ryan	H Harvard	1700	
2/16/13	Nick D'Agostino	A Harvard	1800	
3/15/14	Patrick McCarron	H Clarkson	1900	
1/9/16	Jeff Kubiak	H Merrimack	2000	
2/3/17	Anthony Angello	A Union	2100	
1/19/18	Anthony Angello	H Colgate	2200	
2/1/19	Morgan Barron	A Union	2300	
1/10/20	Jeff Malott	A RPI	2400	
1/1/22	Ondrej Psenicka	A Arizona State	2500	
1/6/23	Jack Malone	A Union	2600	
12/29/23	Dalton Bancroft	N UMass	2700	
11/23/24	Dalton Bancroft	H Princeton	2800	
3/8/25	Nick DeSantis	H Yale	2872	
SCHAFER'S RECORD AGAINST OPPONENTS				
Bold denotes 2024-25 opponent				
AIC	1-0-1	Minnesota State	1-0-0	
Air Force	1-0-0	New Hampshire	4-4-0	
Alabama-Huntsville	5-0-1	Niagara	15-2-0	
Alaska	2-0-0	North Dakota	6-4-0	
Arizona State	4-3-1	Northeastern	5-0-0	
Army	1-1-1	Northern Michigan	4-1-1	
Bemidji State	0-1-0	Notre Dame	1-0-0	
Boston College	1-1-0	Ohio State	6-5-0	
Boston University	7-8-2	Omaha	2-1-1	
Bowling Green	0-1-1	Penn State	1-0-0	
Brown	47-8-6	Princeton	47-18-3	
Canisius	2-0-0	Providence	2-3-1	
Clarkson	45-23-12	Quinnipiac	27-21-6	
Colgate	40-19-12	RIT	2-2-0	
Colorado College	4-3-1	Robert Morris	1-0-0	
Dartmouth	32-25-8	RPI	40-19-9	
Denver	2-4-0	Sacred Heart	2-3-1	
Ferris State	2-3-0	St. Cloud State	1-1-0	
Harvard	43-25-9	St. Lawrence	33-20-8	
Lake Superior State	0-1-1	UConn	1-0-0	
Maine	2-5-3	UMass	4-1-2	
Mercyhurst	0-1-1	UMass Lowell	0-2-0	
Merrimack	4-2-0	Union	40-21-9	
Miami (Ohio)	4-3-0	Vermont	13-2-4	
Michigan	2-0-1	Wayne State	1-1-0	
Michigan State	3-5-1	Western Michigan	6-1-1	
Minnesota	0-1-0	Wisconsin	1-1-0	
Minnesota Duluth	2-2-1	Yale	34-20-9	

FIVE-YEAR SITUATIONAL BREAKDOWNS

	2019-20	2021-22	2022-23	2023-24	2024-25	FIVE-YEAR TOTAL	SCHAFER TOTAL
Overall	23-2-4	18-10-4	21-11-2	22-7-6	14-10-6	98-40-22	556-299-117
ECAC Hockey games	18-2-2	12-6-4	15-6-1	12-6-4	10-8-4	67-28-15	365-184-87
Ivy League games	8-1-1	5-3-2	8-2-0	5-2-3	5-2-2	31-10-8	174-82-33
Non-conference games	5-0-2	6-4-0	6-5-1	10-1-2	4-2-2	31-12-7	191-115-30
At home	11-0-2	9-4-3	12-3-1	10-3-2	9-4-1	51-14-9	293-111-48
On the road	10-2-1	8-6-1	7-6-1	8-3-2	4-6-4	37-23-9	200-132-56
At a neutral site	2-0-1	1-0-0	2-2-0	4-1-2	1-0-1	10-3-4	63-56-13
Leading after 1st period	15-0-0	10-3-3	15-2-1	14-0-1	11-0-3	65-5-8	294-46-29
Trailing after 1st period	0-1-0	2-6-1	3-4-1	1-4-1	3-6-1	9-21-4	68-153-30
Tied after 1st period	8-1-4	6-1-0	3-5-0	7-3-4	0-4-2	24-14-10	194-100-58
Leading after 2nd period	20-0-0	12-0-1	19-0-0	19-0-2	10-0-0	80-0-3	426-22-29
Trailing after 2nd period	0-2-3	3-8-1	1-7-1	2-4-1	3-8-3	9-29-9	34-202-33
Tied after 2nd period	3-0-1	3-2-2	1-4-1	1-3-3	1-2-3	9-11-10	96-75-55
Outshooting opponent	17-1-3	12-8-2	18-6-2	15-5-4	10-6-4	72-26-15	346-140-63
Outshot by opponent	3-1-1	5-1-2	2-4-0	7-2-2	2-4-2	19-12-7	191-148-51
Shots are even	3-0-0	1-1-0	1-1-0	0-0-0	2-0-0	7-2-0	19-11-3
One-goal margin	3-1	7-7	6-7	4-5	1-2	21-22	203-139
Two-goal margin	7-0	3-1	5-2	6-1	5-3	26-7	130-66
Three-plus-goal margin	13-1	8-2	10-2	12-1	8-5	51-11	223-94
Scoring first	20-0-1	12-2-3	18-3-1	17-3-4	10-1-4	77-9-13	406-90-59
Opponent scores first	3-2-3	6-8-1	3-8-1	5-4-2	4-9-2	21-29-7	150-209-51
In October	0-0-0	2-0-0	0-2-0	2-0-0	0-0-0	4-2-0	18-10-2
In November	9-0-0	6-1-0	6-2-0	3-3-1	4-2-3	28-8-4	138-65-25
In December	1-1-0	1-0-1	2-1-1	1-1-2	1-1-0	6-4-4	54-32-19
In January	4-1-4	4-3-2	5-2-0	5-0-1	3-4-2	21-10-9	114-65-37
In February	9-0-0	4-4-1	5-2-1	5-1-2	4-3-1	22-11-9	135-69-31
In March	0-0-0	1-2-0	3-2-0	6-2-0	2-0-0	12-6-0	96-57-3
On Sunday	1-0-0	0-2-0	0-0-0	0-0-0	0-0-0	1-3-0	19-19-5
On Monday	0-0-0	0-0-0	0-0-0	0-0-0	0-0-0	0-0-0	3-2-0
On Tuesday	0-0-0	0-1-0	1-0-0	0-0-0	0-0-0	1-1-0	13-7-3
On Wednesday	0-0-0	0-0-0	0-0-0	0-0-0	0-0-0	0-0-0	3-4-1
On Thursday	0-0-0	0-0-0	2-0-0	1-0-0	0-0-0	3-0-0	7-8-1
On Friday	11-1-1	7-5-1	10-4-1	11-3-2	7-5-2	46-18-7	260-107-45
On Saturday	11-1-3	11-2-3	8-6-1	10-4-4	7-5-4	47-18-15	251-152-62
First of back-to-back	12-1-1	7-6-1	11-3-0	11-3-2	7-5-2	48-18-8	275-112-44
Second of back-to-back	10-1-3	9-2-3	7-5-2	9-3-3	6-5-3	41-16-14	228-143-58
Third in three days	0-0-0	0-1-0	0-0-0	0-0-0	0-0-0	0-1-0	7-5-0
In a single game	1-0-0	2-1-0	3-3-0	2-1-0	1-0-1	9-5-1	46-39-15
In overtime	0-0-4	4-1-4	0-2-2	2-2-6	1-0-6	7-5-22	52-44-117
In shootouts	0-0	0-4	1-1	4-2	5-1	10-8	14-11
vs. ECAC Hockey opp.	18-2-2	13-8-4	17-7-1	16-6-4	11-8-5	75-29-14	440-222-93
vs. Atlantic Hockey opp.	0-0-0	0-0-0	2-0-1	0-0-0	0-1-1	2-1-2	12-5-3
vs. Big Ten opp.	3-0-0	0-0-0	0-0-0	0-0-0	0-0-0	3-0-0	4-3-0
vs. CCHA opp.	0-0-0	0-0-0	0-0-0	0-0-0	0-0-0	0-0-0	18-14-4
vs. Hockey East opp.	1-0-1	1-0-0	1-2-0	2-0-1	1-0-0	6-2-2	30-26-8
vs. NCHC opp.	0-0-0	2-0-0	1-2-0	2-1-0	2-1-0	7-4-0	13-9-1
vs. Independent opp.	0-0-0	2-2-0	0-0-0	2-0-1	0-0-0	4-2-1	10-3-3
vs. Ranked Opponents	6-1-3	5-1-1	3-8-0	7-2-2	2-4-3	23-16-9	121-108-33

TEAM GOALS IN A GAME

1.	11	11/13/21 vs. RPI (W, 11-3)
2.	10	11/20/99 vs. Clarkson (W, 10-4)
	10	2/4/23 vs. Union (W, 10-1)
4.	9	3/9/18 vs. Quinnipiac (W, 9-1)
5.	8	1/23/96 vs. UMass (W, 8-1)
	8	3/8/96 vs. Colgate (W, 8-1)
	8	3/9/96 vs. Colgate (W, 8-3)
	8	2/6/99 vs. Princeton (W, 8-4)
	8	11/12/99 vs. Brown (W, 8-1)
	8	2/11/00 at Clarkson (W, 8-3)
	8	11/15/02 at Vermont (W, 8-0)
	8	2/8/03 vs. Vermont (W, 8-1)
	8	2/17/07 vs. Princeton (W, 8-4)
	8	12/29/22 vs. AIC (W, 8-4)

INDIVIDUAL GOALS IN A GAME

1.	4	Max Andreev	vs. RPI (11/13/21)
2.	3	Brad Chartrand	vs. Harvard (11/11/95)
	3	P.C. Drouin	at Union (12/10/95)
	3	Kyle Knopp	at Brown (2/17/96)
	3	David Kozier	at Harvard (11/13/98)
	3	Matt Moulson	vs. Dartmouth (2/7/03)
	3	Ryan Vesce	at Princeton (11/8/03)
	3	Matt Moulson	at Harvard (1/9/04)
	3	Mike Knoepfli	vs. Clarkson (3/12/04)
	3	Matt Moulson	vs. Union (2/19/05)
	3	Colin Greening	vs. Dartmouth (2/29/08)
	3	Tyler Roeszler	vs. Colgate (1/22/11)
	3	Mitch Vanderlaan	at Yale (11/12/16)
	3	Jeff Malott	at Princeton (1/13/17)
	3	Noah Bauld	vs. St. Lawrence (11/17/17)
	3	Kyle Betts	vs. Canisius (12/30/17)
	3	Anthony Angello	at Harvard (1/26/18)
	3	Morgan Barron	vs. Yale (11/9/19)
	3	Ben Berard	vs. Clarkson (2/29/20)
	3	Ben Berard	at Dartmouth (11/6/21)
	3	Matt Stienburg	at St. Lawrence (12/3/21)
	3	Dalton Bancroft	vs. UConn (11/26/22)
	3	Jonathan Castagna	vs. Princeton (1/19/24)
	3	Dalton Bancroft	vs. St. Lawrence (2/22/25)

TEAM ASSISTS IN A GAME

1.	22	11/13/21 vs. RPI (W, 11-3)
2.	20	11/20/99 vs. Clarkson (W, 10-4)
	20	11/20/99 vs. Clarkson (W, 10-4)
4.	18	3/9/18 vs. Quinnipiac (W, 9-1)
	18	2/4/23 vs. Union (W, 10-1)
6.	16	1/23/96 vs. UMass (W, 8-1)
	16	3/8/96 vs. Colgate (W, 8-1)
	16	3/9/96 vs. Colgate (W, 8-3)
	16	2/6/99 vs. Princeton (W, 8-4)
	16	11/12/99 vs. Brown (W, 8-1)
	16	2/11/00 at Clarkson (W, 8-3)
	16	11/15/02 at Vermont (W, 8-0)
	16	2/8/03 vs. Vermont (W, 8-1)
	16	2/17/07 vs. Princeton (W, 8-4)
	16	12/29/22 vs. AIC (W, 8-4)

INDIVIDUAL ASSISTS IN A GAME

1.	4	Jeff Burgoyne	vs. Princeton (2/6/99)
	4	Kyle Knopp	at RPI (2/26/99)
	4	Mark McRae	at Clarkson (2/11/00)
	4	Mike Knoepfli	vs. Vermont (2/8/03)
	4	Ryan Vesce	at Princeton (11/8/03)
	4	Ryan Vesce	at Harvard (1/9/04)
	4	Byron Bitz	vs. Princeton (2/13/04)
	4	Brenden Locke	vs. Quinnipiac (3/9/18)
	4	Yanni Kaldis	vs. Quinnipiac (3/9/18)
	4	Nick DeSantis	at RPI (1/7/23)
11.	3	83 times by 57 players	
		Last: Sullivan Mack, at Brown (2/14/25)	

TEAM POINTS IN A GAME

1.	33	11/13/21 vs. RPI (W, 11-3; 11g-22a)
2.	30	11/20/99 vs. Clarkson (W, 10-4; 10g-20a)
3.	28	2/4/23 vs. Union (W, 10-1; 10g-18a)
4.	27	3/9/18 vs. Union (W, 10-1; 9g-18a)
5.	24	1/23/96 vs. Quinnipiac (W, 9-1; 8g-16a)
	24	3/8/96 vs. UMass (W, 8-1; 8g-16a)
	24	3/9/96 vs. Colgate (W, 8-1; 8g-16a)
	24	2/6/99 vs. Colgate (W, 8-3; 8g-16a)
	24	11/12/99 vs. Princeton (W, 8-4; 8g-16a)
	24	2/11/00 vs. Brown (W, 8-1; 8g-16a)
	24	11/15/02 at Clarkson (W, 8-3; 8g-16a)
	24	2/8/03 at Vermont (W, 8-0; 8g-16a)
	24	2/17/07 vs. Vermont (W, 8-1; 8g-16a)
	24	12/29/22 vs. Princeton (W, 8-4; 8g-16a)

INDIVIDUAL POINTS IN A GAME

1.	7	Ryan Vesce (3g-4a)	at Princeton (11/8/03)
2.	6	Max Andreev (4g-2a)	vs. Union (11/13/21)
3.	5	Kyle Knopp (2g-3a)	at Union (12/10/95)
	5	Denis Ladouceur (2g-3a)	vs. Clarkson (11/20/99)
5.	4	44 times by 34 players	
		Last: Dalton Bancroft (3g-a), vs. SLU (2/22/25)	

POWER-PLAY GOALS IN A GAME

1.	6	2/4/23 vs. Union (W, 10-1)
2.	5	12/10/95 at Union (T, 5-5 — OT)
	5	2/8/03 vs. Vermont (W, 8-1)
4.	4	12/1/95 vs. Yale (W, 6-2)
	4	2/16/96 at Harvard (W, 5-4 — OT)
	4	2/6/99 vs. Princeton (W, 8-4)
	4	11/6/09 vs. Dartmouth (W, 5-1)
	4	10/26/13 at Omaha (W, 4-3)
9.	3	46 times, Last: 1/21/23 vs. Princeton (W, 3-2)

SHORT-HANDED GOALS IN A GAME

1.	2	11/11/95 vs. Harvard (W, 5-3)
	2	12/2/95 vs. Princeton (T, 5-5 — OT)
	2	2/7/97 at Dartmouth (W, 5-3)
	2	2/6/99 vs. Princeton (W, 8-4)
	2	3/11/05 vs. Clarkson (W, 5-0)
	2	1/13/12 at Quinnipiac (W, 2-1)
7.	1	57 times, Last: 2/3/23 vs. Clarkson (W, 7-2)

TEAM SAVES IN A GAME

1.	60	3/17/13 at Quinnipiac (L, 2-3 — 2OT)
2.	59	3/26/06 vs. Wisconsin (L, 0-1 — 3OT)
3.	52	12/27/96 vs. Providence (W, 4-3 — 3OT)
	52	2/13/10 vs. Yale (L, 1-2 — OT)
5.	47	11/22/97 vs. Yale (L, 1-2 — OT)
	47	11/24/98 at Northeastern (W, 4-2)
7.	46	12/10/95 at Union (T, 5-5 — OT)
	46	3/9/12 vs. Dartmouth (W, 4-3 — 2OT)
9.	45	3/1/96 at Clarkson (L, 1-2 — OT)
	45	3/16/01 vs. Harvard (W, 5-2)
	45	11/30/07 vs. UMass (T, 0-0 — OT)

INDIVIDUAL SAVES IN A GAME

1.	60	Andy Iles	at Quinnipiac (3/17/13 — 2OT)
2.	59	David McKee	vs. Wisconsin (3/26/06 — 3OT)
3.	52	Jean-Marc Pelletier	vs. Providence (12/27/96 — 3OT)
	52	Ben Scrivens	vs. Yale (2/13/10 — OT)
5.	47	Jason Elliott	vs. Yale (11/22/97 — OT)
	47	Matt Underhill	at Northeastern (11/24/98)
7.	46	Jason Elliott	at Union (12/10/95 — OT)
	46	Andy Iles	vs. Dartmouth (W, 4-3 — 2OT)
9.	45	Jason Elliott	at Clarkson (3/1/96 — OT)
	45	Matt Underhill	vs. Harvard (3/16/01)
	45	Ben Scrivens	vs. UMass (11/30/07 — OT)

QUICKEST GOALS TO BEGIN GAME

1.	0:08	Dalton Bancroft	vs. Yale (11/8/24)
2.	0:16	Ryan O'Byrne	at St. Lawrence (2/25/05)
3.	0:22	Tristan Mullin	at Brown (2/15/19)
4.	0:25	Matt McRae	at Yale (11/30/01)
5.	0:27	Denis Ladouceur	vs. Union (12/4/98)
6.	0:28	Anthony Angello	vs. RPI (2/27/16)
7.	0:29	Jamie Papp	vs. Harvard (3/7/97)
8.	0:31	Ryan Vesce ^(PP)	at Harvard (2/15/03)
	0:31	Nick D'Agostino	vs. Harvard (2/18/11)
10.	0:32*	Dalton Bancroft	vs. UConn (11/26/22)

* - denotes game-winning goal

LATEST GOALS IN REGULATION

1.	59:59	Tyler Mugford ^(EN)	vs. Robert Morris (10/26/06)
	59:59	Blake Gallagher ^(EN)	vs. Brown (2/12/10)
	59:59	Anthony Angello ^(EN)	at Yale (11/12/16)
	59:59	Anthony Angello ^(EN)	at Harvard (1/26/18)
5.	59:58*	Alec McCrea ^(PP)	vs. Harvard (11/11/17)
6.	59:57	Kyle Knopp ^(EN)	vs. St. Lawrence (3/1/97)
	59:57	Vinnie Auger ^(PP/EN)	vs. Northeastern (11/1/97)
	59:57	Krzysztof Wieckowski ^(EN)	at Boston Univ. (11/25/01)
9.	59:56	Colin Greening ^(EN)	vs. Colgate (11/24/09)
10.	59:55	Shane Palahicky ^(PP)	vs. Yale (11/8/02)
	59:55	Sullivan Mack ^(EN)	vs. North Dakota (11/1/24)

* - denotes game-winning goal

QUICKEST GAME-WINNING GOALS

1.	0:32	Dalton Bancroft	vs. UConn (11/26/22)
2.	0:37	Michael Kennedy	at RPI (1/17/09)
3.	0:42	Taylor Davenport	vs. Union (12/2/06)
4.	0:46	Sullivan Mack	at Princeton (2/26/22)
5.	1:21	Brenden Locke	vs. Union (3/16/19)
6.	1:23	Ryan Walsh	vs. Harvard (1/24/25)
7.	1:38	Mike Iggulden	at Clarkson (2/26/05)
8.	1:49	Max Andreev	vs. St. Lawrence (2/28/20)
9.	1:59	Cam Abbott	at Union (1/17/03)
10.	2:17	Trevor Yates	vs. Colgate (11/13/15)

LATEST GAME-WINNING GOALS

1.	110:14	David Adler ^(3OT)	vs. Providence (12/27/96)
2.	97:40	Sean Whitney ^(2OT)	vs. Dartmouth (3/9/12)
3.	90:32	Matt Moulson ^(2OT)	vs. Clarkson (3/11/06)
4.	89:54	Colin Greening ^(2OT)	vs. Princeton (3/20/09)
5.	88:30	Raymond Sawada ^(2OT)	vs. Clarkson (3/10/06)
6.	81:09	Matt McRae ^(2OT)	vs. Boston College (3/30/03)
7.	72:32	Brian Ferlin ^(OT)	vs. Clarkson (3/16/14)
8.	70:41	Joe Devin ^(OT)	vs. Quinnipiac (3/13/11)
9.	67:25	David Kozier ^(OT)	vs. Princeton (3/9/01)
10.	64:46	Mark McRae ^(PP/OT)	at Vermont (1/12/01)

LATEST GAME-WINNING GOALS (NON-OT)

1.	59:58	Alec McCrea ^(PP)	vs. Harvard (11/11/17)
2.	59:54	Ben Berard	at Dartmouth (11/6/21)
3.	59:44	Sam Paolini	vs. Yale (2/9/02)
4.	59:42	Evan Barlow	vs. Northeastern (3/28/09)
5.	59:41	Larry Pierce	vs. Niagara (11/6/98)
6.	59:37	Mark McCutcheon	vs. Quinnipiac (12/3/05)
7.	59:35	Yanni Kaldis ^(PP)	at RPI (2/4/17)
8.	59:34	Travis Bell	at St. Lawrence (1/26/02)
9.	59:21	Mark McCutcheon	at Colgate (2/4/06)
10.	59:20	Colin Greening ^(EN)	at Yale (11/9/07)

Bold denotes accomplished this season

SINGLE-SEASON AND CAREER LEADERS UNDER SCHAFER

GOALS IN A SEASON

1.	24	Brad Chartrand	1995-96
2.	22	Matt Moulson	2004-05
3.	19	Ryan Vesce	2002-03
4.	18	P.C. Drouin	1995-96
	18	Matt Moulson	2003-04
	18	Matt Moulson	2005-06
	18	Blake Gallagher	2009-10
8.	17	Joe Devin	2010-11
9.	15	Five times by five players Last: Morgan Barron (2018-19)	

GOALS BY DEFENSEMAN, SEASON

1.	13	Chad Wilson	1996-97
2.	11	Tony Bergin	1996-97
	11	Doug Murray	2001-02
4.	9	Mark McRae	2002-03
	9	Charlie Cook	2004-05
6.	8	Mark McRae	2000-01
	8	Mark McRae	2001-02
	8	Nick D'Agostino	2011-12
	8	Joakim Ryan	2013-14
	8	Sam Malinski	2022-23

ASSISTS IN A SEASON

1.	33	Stephen Bâby	2002-03
2.	32	Kyle Knopp	1998-99
3.	30	Gabriel Seger	2023-24
4.	26	Steve Wilson	1995-96
	26	Ryan Vesce	2002-03
6.	25	Greg Miller	2010-11
7.	24	Yanni Kaldis	2018-19
8.	23	Stephen Bâby	2001-02
	23	Riley Nash	2009-10
	23	Gabriel Seger	2022-23

ASSISTS BY DEFENSEMAN, SEASON

1.	26	Steve Wilson	1995-96
2.	24	Yanni Kaldis	2018-19
3.	22	Mark McRae	2001-02
4.	21	Doug Murray	2001-02
5.	20	Doug Murray	2002-03
	20	Joakim Ryan	2012-13
	20	Yanni Kaldis	2019-20
8.	19	Mark McRae	2002-03
	19	Charlie Cook	2003-04
	19	Patrick McCarron	2016-17

POINTS IN A SEASON

1.	45	Ryan Vesce	2002-03
2.	44	Gabriel Seger	2023-24
3.	43	Brad Chartrand	1995-96
4.	42	Kyle Knopp	1998-99
	42	Matt Moulson	2004-05
6.	41	Stephen Bâby	2002-03
7.	38	Matt Moulson	2005-06
8.	37	Blake Gallagher	2009-10
9.	35	Matt Moulson	2003-04
	35	Colin Greening	2009-10
	35	Riley Nash	2009-10

POINTS BY DEFENSEMAN, SEASON

1.	32	Doug Murray	2001-02
2.	30	Steve Wilson	1995-96
	30	Mark McRae	2001-02
4.	28	Mark McRae	2002-03
	28	Yanni Kaldis	2018-19
6.	26	Sam Malinski	2022-23
7.	25	Doug Murray	2002-03
	25	Patrick McCarron	2016-17
	25	Yanni Kaldis	2019-20
10.	24	Joakim Ryan	2013-14

TEAM GOALS IN A SEASON

1.	139	1995-96	# of players with goals:	19
2.	133	2002-03	# of players with goals:	19
3.	123	1996-97	# of players with goals:	19
4.	118	2001-02	# of players with goals:	21
5.	115	2023-24	# of players with goals:	18
6.	112	2004-05	# of players with goals:	18
	112	2022-23	# of players with goals:	22
8.	108	2018-19	# of players with goals:	21
9.	107	2009-10	# of players with goals:	20
10.	104	1999-00	# of players with goals:	19
	104	2019-20	# of players with goals:	21

TEAM ASSISTS IN A SEASON

1.	237	1995-96	# of players with assists:	19
2.	236	2002-03	# of players with assists:	21
3.	198	2001-02	# of players with assists:	22
4.	195	2023-24	# of players with assists:	21
	195	2022-23	# of players with assists:	22
6.	193	1996-97	# of players with assists:	20
7.	190	2019-20	# of players with assists:	22
8.	186	2004-05	# of players with assists:	21
	186	2018-19	# of players with assists:	22
10.	181	2009-10	# of players with assists:	20

TEAM POINTS IN A SEASON

1.	376	1995-96	# of players with points:	20
2.	369	2002-03	# of players with points:	21
3.	316	2001-02	# of players with points:	23
	316	1996-97	# of players with points:	20
5.	310	2023-24	# of players with points:	21
6.	307	2022-23	# of players with points:	22
7.	298	2004-05	# of players with points:	21
8.	294	2019-20	# of players with points:	23
	294	2018-19	# of players with points:	22
10.	288	2009-10	# of players with points:	22

TEAM SAVES IN A SEASON

1.	1004	1997-98	Matches:	33	SV/match:	30.42
2.	978	1996-97	Matches:	35	SV/match:	27.94
3.	949	2010-11	Matches:	34	SV/match:	27.91
4.	948	2007-08	Matches:	36	SV/match:	26.33
5.	936	2015-16	Matches:	34	SV/match:	27.53
6.	915	2009-10	Matches:	34	SV/match:	26.91
7.	904	2012-13	Matches:	34	SV/match:	26.59
8.	898	1995-96	Matches:	34	SV/match:	26.41
9.	879	2016-17	Matches:	35	SV/match:	25.11
10.	870	2011-12	Matches:	35	SV/match:	24.86

SEASON GOALS-AGAINST AVERAGE

1.	1.24	2004-05	GA:	44	Minutes:	2134:19
2.	1.26	2002-03	GA:	46	Minutes:	2187:32
3.	1.52	2017-18	GA:	50	Minutes:	1978:38
4.	1.54	2019-20	GA:	45	Minutes:	1750:43
5.	1.68	2001-02	GA:	61	Minutes:	2176:41
6.	1.80	2023-24	GA:	64	Minutes:	2135:41
7.	1.82	2003-04	GA:	59	Minutes:	1942:47
8.	1.84	2009-10	GA:	63	Minutes:	2049:53
9.	1.849	2008-09	GA:	64	Minutes:	2076:35
10.	1.854	2022-23	GA:	63	Minutes:	2038:42

SEASON SHUTOUTS

1.	10	2004-05	
	10	2017-18	
3.	9	2002-03	
4.	7	2009-10	
	7	2008-09	
	7	2015-16	
7.	6	2011-12	
8.	5	Six times, Last: 2021-22	

Bold denotes accomplished this season / active player

CAREER GOALS

1.	71	Matt Moulson	2002-06
2.	53	Colin Greening	2006-10
3.	46	Doug Stienstra	1996-00
	46	Ryan Vesce	2000-04
5.	45	Ryan Moynihan	1996-00
6.	41	Mitch Vanderlaan	2015-19
7.	40	Kyle Knopp	1995-99
8.	37	Sam Paolini	1999-03
	37	Riley Nash	2007-10
	37	Joe Devin	2007-11
	37	Ondrej Psenicka	2021-Pr.

CAREER ASSISTS

1.	93	Kyle Knopp	1995-99
2.	86	Stephen Bâby	1999-03
3.	82	Ryan Vesce	2000-04
	82	Topher Scott	2004-08
5.	72	Yanni Kaldis	2016-20
6.	68	Mark McRae	1999-03
7.	67	Matt Moulson	2002-06
8.	64	Riley Nash	2007-10
	64	Greg Miller	2009-13
10.	63	Blake Gallagher	2006-10

CAREER POINTS

1.	138	Matt Moulson	2002-06
2.	133	Kyle Knopp	1995-99
3.	128	Ryan Vesce	2000-04
4.	115	Stephen Bâby	1999-03
	115	Colin Greening	2006-10
6.	107	Topher Scott	2004-08
7.	106	Ryan Moynihan	1996-00
8.	101	Riley Nash	2007-10
9.	99	Doug Stienstra	1996-00
10.	98	Mark McRae	1999-03
	98	Greg Miller	2009-13

CAREER SAVES

1.	2,988	Andy Iles	2010-14
2.	2,824	Ben Scrivens	2006-10
3.	2,403	Mitch Gillam	2013-17
4.	2,208	David McKee	2003-06
5.	2,177	Ian Shane	2021-Pr.
6.	2,052	Matt Underhill	1998-02
7.	1,977	Jason Elliott	1995-98
8.	1,844	Matthew Galajda	2017-20
9.	935	Dave LeNeveu	2001-03
10.	906	Ian Burt	1997-01

CAREER GOALS-AGAINST AVERAGE

1.	1.29	Dave LeNeveu	2001-03
2.	1.64	Matthew Galajda	2017-20
3.	1.71	David McKee	2003-06
4.	1.87	Ian Shane	2021-Pr.
5.	1.91	Ben Scrivens	2006-10
6.	2.15	Mitch Gillam	2013-17
7.	2.26	Andy Iles	2010-14
8.	2.29	Troy Davenport	2004-08
9.	2.32	Matt Underhill	1998-02
10.	2.33	Mike Garman	2008-11

CAREER SHUTOUTS

1.	19	Matthew Galajda	2017-20
	19	Ben Scrivens	2006-10
3.	18	David McKee	2003-06
4.	13	Ian Shane	2021-Pr.
5.	11	Dave LeNeveu	2001-03
	11	Mitch Gillam	2013-17
7.	9	Andy Iles	2010-14
8.	6	Matt Underhill	1998-02
9.	4	Jason Elliott	1995-98
10.	3	Hayden Stewart	2014-18

SCHAFER'S ALUMNI IN THE NHL (AS OF MARCH 12)



MORGAN BARRON

F | Winnipeg | CU from 2017-20

2024-25 STATS

GP	G	A	PTS
58	5	3	8

CAREER NHL STATS

GP	G	A	PTS
240	27	26	53



SAM MALINSKI

D | Colorado | CU from 2019-23

2024-25 STATS

GP	G	A	PTS
61	2	7	9

CAREER NHL STATS

GP	G	A	PTS
84	5	14	19

BIG RED NHLers UPCOMING SCHEDULE

FRIDAY, MARCH 14

- Dallas at **Winnipeg**, 8:00 (NHLN)
- **Colorado** at Calgary, 9:00

SUNDAY, MARCH 16

- Dallas at **Colorado**, 3:00 (TNT)
- **Winnipeg** at Seattle, 9:00

TUESDAY, MARCH 18

- **Winnipeg** at Vancouver, 10:00

WEDNESDAY, MARCH 19

- **Colorado** at Toronto, 7:00 (TNT)

THURSDAY, MARCH 20

- **Colorado** at Ottawa, 7:00
- **Winnipeg** at Edmonton, 9:00

#PRORED TRACKER

LAST UPDATED: MARCH 12, 2025

NORTH AMERICA NHL (2)

- Morgan Barron — Winnipeg
- Sam Malinski — Colorado

AHL (11)

- Anthony Angello — Syracuse
- Cole Bardreau — Bridgeport
- Ben Berard — Abbotsford
- Jacob MacDonald — Colorado
- Jack Malone — Utica
- Jeff Malott — Ontario
- Travis Mitchell — Bridgeport
- Riley Nash — Hartford
- Joakim Ryan — Chicago
- Gabriel Seger — Grand Rapids
- Matt Stienburg — Colorado

ECHL (2)

- Max Andreev - Kansas City
- Kyle Betts — Florida

SPHL (1)

- Hayden Stewart - Birmingham Bulls

INTERNATIONAL AUSTRIA - ICEHL (1)

- Sean Collins — Black Wings Linz

CZECHIA - EXTRALIGA (1)

- Joe Leahy - HC Vítkovice

ENGLAND - EIHL (1)

- Michael Regush — Coventry Blaze

GERMANY - DEL (3)

- Alex Green — Straubing Tigers
- Cody Haiskanen — Nürnberg Ice Tigers
- Alec McCrea — Düsseldorfer EG

GERMANY - DEL2 (1)

- Jake Weidner — EC Kassel Huskies

JAPAN - ASIA LEAGUE (1)

- Alex Rauter — Yokohama Griets

NORWAY (1)

- Mitch Gillam — Frisk Asker

RUSSIA - KHL (2)

- Kirill Gotovets — Dynamo Moskva
- Yanni Kaldis — Severstal Cherepovets

SWEDEN - HOCKEYALLSVENSKAN (1)

- Matt Cairns — IF Björklöven

MALINSKI POSTS MULTI-POINT GAME

DENVER (MARCH 8, 2025) — Former Cornell defenseman **SAM MALINSKI** '23 recorded his third career multi-point game in the NHL, registering two assists in the Colorado Avalanche's 7-4 victory over the Toronto Maple Leafs at Ball Arena last Saturday night.

Malinski, who recorded multiple points in an NHL game for the first time since Jan. 16, 2024, in a win over Ottawa, notched secondary assists on Valeri Nichushkin's second goal of the first period and on Joel Kiviranta's second-period goal, which marked the first of Colorado's five consecutive goals.

This season, Malinski has played in 61 games with the Avalanche, recording nine points (two goals, seven assists), which leaves him one point shy of matching his career-high total from last season (3-7—10) in just 23 games. He has also blocked 88 shots this season, which ties him with Samuel Girard for the second-highest total on the Avalanche, behind only Cale Makar (99).

...

In the American Hockey League (AHL), former Cornell defenseman Jacob MacDonald '15 continues to fill up the stat sheet for the Colorado Eagles, the Avalanche's AHL affiliate.

MacDonald recorded three points (two goals, one assist) in the Eagles' 5-1 victory against Henderson on Sunday, increasing his point total to 42 (23 goals, 19 assists).

His career-high of 23 goals ranks tied for the ninth-highest total in the AHL this season, and he has 10 more goals than the second-place defenseman (San Jose's Luca Cagnoni — 13).

CORNELLIANS IN THE NHL



CORNELLIANS ACTIVELY IN THE NHL (2)

PLAYER	AT CORNELL	NHL SEASON	NHL TEAM
Morgan Barron	2017-20	4th	Winnipeg
Sam Malinski	2019-23	2nd	Colorado

NHLers TO PLAY FOR SCHAFER AT CORNELL (30)

PLAYER	YEAR(S) COACHED	NHL CAREER	TEAM(S)
Joe Nieuwendyk	1986-87	1987-07	CGY, DAL, NJ, TOR, FLA
Corrie D'Alessio	1987-90	1992-93	HFD
Dan Ratushny	1988-90	1992-93	VAN
Ryan Hughes	1989-90	1995-96	BOS

AS AN ASSISTANT COACH (4)

Brad Chartrand	1995-96	1999-04	LAK
P.C. Drouin	1995-96	1996-97	BOS
Jean-Marc Pelletier	1995-97	1998-04	PHI, PHX
Matt Underhill	1998-02	2003-04	CHI
Douglas Murray	1999-03	2005-14	SJ, PIT, MTL
Ryan Vesce	2000-04	2008-10	SJ
Mike Iggulden	2001-05	2007-09	SJ, NYI
David LeNeveu	2001-03	2005-11	PHX, CBJ
Matt Moulson	2002-06	2007-18	LA, NYI, BUF, MIN
Ryan O'Byrne	2003-06	2007-13	MTL, COL, TOR
Byron Bitz	2003-07	2008-12	BOS, FLA, VAN
Raymond Sawada	2004-08	2008-11	DAL
Colin Greening	2006-10	2010-16	OTT, TOR
Brendon Nash	2006-10	2010-11	MTL

Ben Scrivens	2006-10	2011-16	TOR, LA, EDM, MTL
Riley Nash	2007-10	2011-24	CAR, BOS, CBJ, WPG, TB, ARI, NYR

Sean Collins	2008-12	2012-16	CBJ, WSH
Brian Ferlin	2011-14	2014-15	BOS
Joakim Ryan	2011-15	2017-21	SJ, LA, CAR
Jacob MacDonald	2011-15	2018-24	FLA, COL, SJ
Cole Bardreau	2011-15	2019-23	NYI
Anthony Angello	2015-18	2019-22	PIT
Morgan Barron	2018-20	2020-25	NYR, WPG
Jeff Malott	2016-20	2021-22	WPG
Sam Malinski	2019-23	2023-25	COL
Matt Stienburg	2019-23	2024-25	COL

CORNELLIANS IN HOCKEY HALL OF FAME (2)



KEN DRYDEN

G | Montréal | CU from 1966-69

CAREER STATS

GP	SV	GAA	SV%
397	10,213	2.24	.922



5-time Vezina Trophy winner; 6-time All-Star



JOE NIEUWENDYK

F | Calgary, Dallas, New Jersey, Toronto, Florida | CU from 1984-87

CAREER STATS

GP	G	A	PTS
1,257	564	562	1,126



1988 Calder; 1995 Clancy; 1999 Conn Smythe

**JACK O'BRIEN**

#3

2024-25 STATS: 25 GP, 0 G, 3 A, 3 PTS, 2 PIM**Height:** 6-0 **Weight:** 184 lbs. **Shoots:** Left **Year:** Junior**Hometown:** White Rock, British Columbia**Previous Team:** Nanaimo Clippers (BCHL)

SEASON	GP	G	A	PTS	SH	SH%	PN-MIN	+/-	PPG	SHG	GWG	BLK	FOW	FOL	FO%
2022-23	1	0	0	0	1	.000	0-0	E	0	0	0	0	0	0	.000
2023-24	9	0	0	0	5	.000	0-0	+4	0	0	0	2	0	0	.000
2024-25	25	0	3	3	14	.000	1-2	+4	0	0	0	6	0	0	.000
TOTALS	35	0	3	3	20	.000	1-2	+8	0	0	0	8	0	0	.000

O'BRIEN AT A GLANCE

Most Goals _____ N/A
Most Assists _____ 1, (3x), Last: at RPI (3/1/25)
Most Points _____ 1, (3x), Last: at RPI (3/1/25)
First Goal _____ N/A
First Assist _____ at Dartmouth (11/15/24)
Last Goal _____ N/A
Last Assist _____ at RPI (3/1/25) - 1 game

Longest Point Streak _____ N/A
Longest Goal Streak _____ N/A
Longest Assist Streak _____ N/A

**HANK KEMPF**

#4

2024-25 STATS: 30 GP, 2 G, 5 A, 7 PTS, 12 PIM**Height:** 6-2 **Weight:** 203 lbs. **Shoots:** Left **Year:** Senior**Hometown:** Wilmette, Ill.**Previous Team:** Muskegon Lumberjacks (USHL)

SEASON	GP	G	A	PTS	SH	SH%	PN-MIN	+/-	PPG	SHG	GWG	BLK	FOW	FOL	FO%
2021-22	32	0	8	8	54	.000	3-6	+8	0	0	0	12	0	0	.000
2022-23	31	1	1	2	25	.040	5-10	+12	0	0	0	30	0	0	.000
2023-24	35	1	7	8	34	.029	6-12	+14	0	0	1	59	0	0	.000
2024-25	30	2	5	7	26	.077	6-12	+5	0	0	0	28	0	0	.000
TOTALS	128	4	21	25	139	.029	20-40	+39	0	0	1	129	0	0	.000

KEMPF AT A GLANCE

Most Goals _____ 1, (4x), Last: vs. St. Lawrence (2/22/25)
Most Assists _____ 2, (2x), Last: vs. St. Lawrence (3/23/24)
Most Points _____ 2, (2x), Last: vs. St. Lawrence (3/23/24)
First Goal _____ at RPI (1/7/23)
First Assist _____ at Dartmouth (11/6/21)
Last Goal _____ vs. St. Lawrence (2/22/25) - 3 games
Last Assist _____ at Clarkson (2/1/25) - 9 games

Longest Point Streak _____ 4 games (11/6/21 - 11/19/21)
Longest Goal Streak _____ N/A
Longest Assist Streak _____ 4 games (11/6/21 - 11/19/21)

**HOYT STANLEY**

#5

2024-25 STATS: 29 GP, 2 G, 9 A, 11 PTS, 36 PIM**Height:** 6-3 **Weight:** 203 lbs. **Shoots:** Right **Year:** Sophomore**Hometown:** West Vancouver, British Columbia**Previous Team:** Victoria Grizzlies (BCHL)

SEASON	GP	G	A	PTS	SH	SH%	PN-MIN	+/-	PPG	SHG	GWG	BLK	FOW	FOL	FO%
2023-24	35	2	8	10	37	.054	11-22	+16	0	0	0	25	0	0	.000
2024-25	29	2	9	11	30	.067	11-36	+10	0	0	0	40	0	0	.000
TOTALS	64	4	17	21	67	.059	22-58	+26	0	0	0	65	0	0	.000

STANLEY AT A GLANCE

Most Goals _____ 1, (4x), Last: vs. Yale (3/8/25)
Most Assists _____ 2, vs. UMass (1/3/25)
Most Points _____ 2, vs. UMass (1/3/25)
First Goal _____ vs. UMass (12/29/23)
First Assist _____ vs. Minnesota Duluth (10/27/23)
Last Goal _____ vs. Yale (3/8/25)
Last Assist _____ at RPI (3/1/25) - 1 game

Longest Point Streak _____ 3 games (1/13/24 - 1/20/24)
Longest Goal Streak _____ N/A
Longest Assist Streak _____ 3 games (1/13/24 - 1/20/24)

**GEORGE FEGARAS**

#6

2024-25 STATS: 24 GP, 1 G, 12 A, 13 PTS, 10 PIM**Height:** 6-2 **Weight:** 212 lbs. **Shoots:** Right **Year:** Sophomore**Hometown:** Richmond Hill, Ontario**Previous Team:** Muskegon Lumberjacks (USHL)

SEASON	GP	G	A	PTS	SH	SH%	PN-MIN	+/-	PPG	SHG	GWG	BLK	FOW	FOL	FO%
2023-24	33	3	4	7	57	.053	6-12	+9	1	0	0	19	0	0	.000
2024-25	24	1	12	13	41	.024	5-10	+3	0	0	0	17	0	0	.000
TOTALS	57	4	16	20	98	.041	11-22	+12	1	0	0	36	0	0	.000

FEGARAS AT A GLANCE

Most Goals _____ 1, (4x), Last: vs. Dartmouth (1/25/25)
Most Assists _____ 2, (3x), Last: at RPI (3/1/25)
Most Points _____ 2, (4x), Last: at RPI (3/1/25)
First Goal _____ at Brown (11/4/23)
First Assist _____ at Brown (11/4/23)
Last Goal _____ vs. Dartmouth (1/25/25) - 11 games
Last Assist _____ vs. Yale (3/8/25)

Longest Point Streak _____ 3 games (1/18/25 - 1/25/25)
Longest Goal Streak _____ N/A
Longest Assist Streak _____ 2, (3x), Last: (3/1/25 - Pres.)

**JIMMY RAYHILL**

#7

2024-25 STATS: 6 GP, 0 G, 1 A, 1 PTS, 0 PIM**Height:** 5-9 **Weight:** 174 lbs. **Shoots:** Right **Year:** Senior**Hometown:** New Hartford, N.Y.**Previous Team:** Odessa Jackalopes (NAHL)

SEASON	GP	G	A	PTS	SH	SH%	PN-MIN	+/-	PPG	SHG	GWG	BLK	FOW	FOL	FO%
2021-22	0	0	0	0	0	.000	0-0	E	0	0	0	0	0	0	.000
2022-23	0	0	0	0	0	.000	0-0	E	0	0	0	0	0	0	.000
2023-24	0	0	0	0	0	.000	0-0	E	0	0	0	0	0	0	.000
2024-25	6	0	1	1	3	.000	0-0	E	0	0	0	2	0	1	.000
TOTALS	6	0	1	1	3	.000	0-0	E	0	0	0	2	0	1	.000

RAYHILL AT A GLANCE

Most Goals _____ N/A
Most Assists _____ 1, vs. St. Lawrence (2/22/25)
Most Points _____ 1, vs. St. Lawrence (2/22/25)
First Goal _____ N/A
First Assist _____ vs. St. Lawrence (2/22/25)
Last Goal _____ N/A
Last Assist _____ vs. St. Lawrence (2/22/25)

Longest Point Streak _____ N/A
Longest Goal Streak _____ N/A
Longest Assist Streak _____ N/A

**LUKE DEVLIN**

#8

2024-25 STATS: 0 GP, 0 G, 0 A, 0 PTS, 0 PIM**Height:** 6-3 **Weight:** 209 lbs. **Shoots:** Left **Year:** Sophomore**Hometown:** Memphis, Tenn.**Previous Team:** West Kelowna Warriors (BCHL)

SEASON	GP	G	A	PTS	SH	SH%	PN-MIN	+/-	PPG	SHG	GWG	BLK	FOW	FOL	FO%
2023-24	30	6	2	8	29	.207	6-12	+1	0	0	1	7	26	37	.413
2024-25	0	0	0	0	0	.000	0-0	E	0	0	0	0	0	0	.000
TOTALS	30	6	2	8	29	.207	6-12	+1	0	0	1	7	26	37	.413

DEVLIN AT A GLANCE**Most Goals** _____ 1, (6x), Last: at RPI (2/9/24)**Most Assists** _____ 1, (2x), Last: at Union (2/10/24)**Most Points** _____ 2, vs. Clarkson (2/3/24)**First Goal** _____ at Yale (11/3/23)**First Assist** _____ vs. Clarkson (2/3/24)**Last Goal** _____ at RPI (2/9/24) - 7 games**Last Assist** _____ at Union (2/10/24) - 6 games**Longest Point Streak** _____ 4 games (2/2/24 - 2/10/24)**Longest Goal Streak** _____ 3 games (2/2/24 - 2/9/24)**Longest Assist Streak** _____ N/A**JACK O'LEARY**

#9

2024-25 STATS: 29 GP, 6 G, 9 A, 15 PTS, 19 PIM**Height:** 5-7 **Weight:** 158 lbs. **Shoots:** Right **Year:** Senior**Hometown:** St. James, N.Y.**Previous Team:** Cedar Rapids RoughRiders (USHL)

SEASON	GP	G	A	PTS	SH	SH%	PN-MIN	+/-	PPG	SHG	GWG	BLK	FOW	FOL	FO%
2021-22	11	1	1	2	9	.111	4-19	+3	0	0	0	1	0	0	.000
2022-23	29	6	11	17	30	.200	4-8	+19	0	0	2	19	0	1	.000
2023-24	35	7	8	15	43	.163	6-12	+15	0	0	1	12	2	7	.222
2024-25	29	6	9	15	37	.162	4-19	+5	0	0	2	9	7	7	.500
TOTALS	104	20	29	49	119	.168	18-58	+42	0	0	5	41	9	15	.375

O'LEARY AT A GLANCE**Most Goals** _____ 1, (20x), Last: vs. St. Lawrence (2/22/25)**Most Assists** _____ 3, at Clarkson (2/1/25)**Most Points** _____ 3, at Clarkson (2/1/25)**First Goal** _____ at North Dakota (1/7/22)**First Assist** _____ at North Dakota (1/7/22)**Last Goal** _____ vs. St. Lawrence (2/22/25) - 3 games**Last Assist** _____ vs. St. Lawrence (2/22/25) - 3 games**Longest Point Streak** _____ 5 games (11/23/24 - 1/3/25)**Longest Goal Streak** _____ 2, (3x), Last: (11/30/24 - 12/6/24)**Longest Assist Streak** _____ 3, (3x), Last: (2/3/24 - 2/10/24)**JAKE KRAFT**

#10

2024-25 STATS: 30 GP, 7 G, 6 A, 13 PTS, 4 PIM**Height:** 5-8 **Weight:** 180 lbs. **Shoots:** Left **Year:** Sophomore**Hometown:** Churchville, N.Y.**Previous Team:** Cedar Rapids RoughRiders (USHL)

SEASON	GP	G	A	PTS	SH	SH%	PN-MIN	+/-	PPG	SHG	GWG	BLK	FOW	FOL	FO%
2023-24	35	4	9	13	47	.085	1-2	+6	0	0	1	13	2	0	1.000
2024-25	30	7	6	13	52	.135	2-4	+7	0	0	1	9	3	9	.250
TOTALS	65	11	15	26	99	.111	3-6	+13	0	0	2	22	5	9	.357

KRAFT AT A GLANCE**Most Goals** _____ 1, (10x), Last: at Clarkson (2/1/25)**Most Assists** _____ 2, at Princeton (1/17/25)**Most Points** _____ 3, at Princeton (1/17/25)**First Goal** _____ vs. Harvard (11/11/23)**First Assist** _____ at Yale (11/3/23)**Last Goal** _____ at Yale (2/15/25) - 5 games**Last Assist** _____ at RPI (3/1/25) - 1 game**Longest Point Streak** _____ 4 games (1/27/24 - 2/9/24)**Longest Goal Streak** _____ 2, (2x), Last: (1/11/25 - 1/17/25)**Longest Assist Streak** _____ 2, (3x), Last: (11/2/24 - 11/8/24)**SEAN DONALDSON**

#11

2024-25 STATS: 15 GP, 0 G, 0 A, 0 PTS, 19 PIM**Height:** 5-11 **Weight:** 192 lbs. **Shoots:** Left **Year:** Junior**Hometown:** Vancouver, British Columbia**Previous Team:** Nanaimo Clippers (BCHL)

SEASON	GP	G	A	PTS	SH	SH%	PN-MIN	+/-	PPG	SHG	GWG	BLK	FOW	FOL	FO%
2022-23	22	3	7	10	34	.088	0-0	4	1	0	0	3	0	0	.000
2023-24	10	0	0	0	12	.000	0-0	-1	0	0	0	1	0	0	.000
2024-25	15	0	0	0	15	.000	4-19	-7	0	0	0	1	0	1	.000
TOTALS	47	3	7	10	61	.049	4-19	-4	1	0	0	5	0	1	.000

DONALDSON AT A GLANCE**Most Goals** _____ 1, (3x), Last: vs. Princeton (1/21/23)**Most Assists** _____ 2, (2x), Last: vs. Brown (11/19/22)**Most Points** _____ 2, (2x), Last: vs. Brown (11/19/22)**First Goal** _____ at Minnesota Duluth (10/29/22)**First Assist** _____ 2, vs. Yale (11/18/22)**Last Goal** _____ vs. Princeton (1/21/23) - 30 games**Last Assist** _____ vs. AIC (12/30/22) - 34 games**Longest Point Streak** _____ 3 games (11/18/22 - 11/22/22)**Longest Goal Streak** _____ N/A**Longest Assist Streak** _____ 3 games (11/18/22 - 11/22/22)**TIM REGO**

#12

2024-25 STATS: 30 GP, 7 G, 13 A, 20 PTS, 18 PIM**Height:** 6-0 **Weight:** 186 lbs. **Shoots:** Right **Year:** Senior**Hometown:** Mansfield, Mass.**Previous Team:** Brooks Bandits (AJHL)

SEASON	GP	G	A	PTS	SH	SH%	PN-MIN	+/-	PPG	SHG	GWG	BLK	FOW	FOL	FO%
2021-22	32	2	9	11	29	.069	3-6	+4	0	0	0	22	0	0	.000
2022-23	33	2	7	9	28	.071	8-16	+18	0	0	2	30	0	0	.000
2023-24	35	2	8	10	37	.054	7-14	+21	1	0	0	52	0	0	.000
2024-25	30	7	13	20	45	.156	5-18	+10	0	0	1	27	1	1	.500
TOTALS	130	13	37	50	139	.094	23-54	+53	1	0	3	131	1	1	.500

REGO AT A GLANCE**Most Goals** _____ 2, (2x), Last: vs. Yale (3/8/25)**Most Assists** _____ 2, (3x), Last: vs. RPI (2/7/25)**Most Points** _____ 3, vs. RPI (11/13/21)**First Goal** _____ 2, vs. RPI (11/13/21)**First Assist** _____ 2, at Harvard (11/5/21)**Last Goal** _____ 2, vs. Yale (3/8/25)**Last Assist** _____ vs. St. Lawrence (2/22/25) - 3 games**Longest Point Streak** _____ 4 games, 2/7/25 - 2/15/25**Longest Goal Streak** _____ N/A**Longest Assist Streak** _____ 3, (3x), Last: (1/17/25 - 1/24/25)

**MARIAN MOSKO**

#13

2024-25 STATS: 2 GP, 0 G, 0 A, 0 PTS, 0 PIM**Height:** 5-11 **Weight:** 181 lbs. **Shoots:** Left **Year:** Sophomore**Hometown:** Visolaje, Slovakia**Previous Team:** Fargo Force (USHL)

SEASON	GP	G	A	PTS	SH	SH%	PN-MIN	+/-	PPG	SHG	GWG	BLK	FOW	FOL	FO%
2023-24	11	0	1	1	2	.000	0-0	+3	0	0	0	3	0	0	.000
2024-25	2	0	0	0	1	.000	0-0	-1	0	0	0	1	0	0	.000
TOTALS	13	0	1	1	3	.000	0-0	+2	0	0	0	4	0	0	.000

MOSKO AT A GLANCE**Most Goals** _____ N/A**Most Assists** _____ 1, vs. Princeton (1/19/24)**Most Points** _____ 1, vs. Princeton (1/19/24)**First Goal** _____ N/A**First Assist** _____ vs. Princeton (1/19/24)**Last Goal** _____ N/A**Last Assist** _____ vs. Princeton (1/19/24) - 9 games**Longest Point Streak** _____ N/A**Longest Goal Streak** _____ N/A**Longest Assist Streak** _____ N/A**RYAN WALSH**

#14

2024-25 STATS: 30 GP, 13 G, 12 A, 25 PTS, 16 PIM**Height:** 6-1 **Weight:** 188 lbs. **Shoots:** Right **Year:** Sophomore**Hometown:** Rochester, N.Y.**Previous Team:** Cedar Rapids RoughRiders (USHL)

SEASON	GP	G	A	PTS	SH	SH%	PN-MIN	+/-	PPG	SHG	GWG	BLK	FOW	FOL	FO%
2023-24	35	12	10	22	73	.164	9-21	+5	4	0	5	9	251	241	.510
2024-25	30	13	12	25	73	.178	8-16	+8	3	0	2	16	356	274	.565
TOTALS	65	25	22	47	146	.171	17-37	+13	7	0	7	25	607	515	.541

WALSH AT A GLANCE**Most Goals** _____ 2, (2x), Last: at Yale (2/15/25)**Most Assists** _____ 2, (3x), Last: at Princeton (1/17/25)**Most Points** _____ 3, (4x), Last: at Yale (2/15/25)**First Goal** _____ vs. Minnesota Duluth (10/27/23)**First Assist** _____ vs. Minnesota Duluth (10/27/23)**Last Goal** _____ 2, at Yale (2/15/25) - 5 games**Last Assist** _____ at RPI (3/1/25) - 1 game**Longest Point Streak** _____ 3, (5x), Last: (11/23/24 - 12/6/24)**Longest Goal Streak** _____ 3 games (1/27/24 - 2/3/24)**Longest Assist Streak** _____ 3 games (2/23/24 - 3/1/24)**TYLER CATALANO**

#15

2024-25 STATS: 30 GP, 2 G, 4 A, 6 PTS, 26 PIM**Height:** 6-4 **Weight:** 216 lbs. **Shoots:** Right **Year:** Sophomore**Hometown:** St. Louis, Mo.**Previous Team:** Youngstown Phantoms (USHL)

SEASON	GP	G	A	PTS	SH	SH%	PN-MIN	+/-	PPG	SHG	GWG	BLK	FOW	FOL	FO%
2023-24	24	1	4	5	19	.053	3-14	-1	0	0	0	15	74	79	.484
2024-25	30	2	4	6	25	.080	9-26	+2	0	0	1	9	96	91	.513
TOTALS	54	3	8	11	44	.068	12-40	+1	0	0	1	24	170	170	.500

CATALANO AT A GLANCE**Most Goals** _____ 1, (3x), Last: at Dartmouth (11/15/24)**Most Assists** _____ 1, (8x), Last: at Yale (2/15/25)**Most Points** _____ 1, (11x), Last: at Yale (2/15/25)**First Goal** _____ vs. Yale (2/17/24)**First Assist** _____ vs. St. Lawrence (2/2/24)**Last Goal** _____ at Dartmouth (11/15/24) - 25 games**Last Assist** _____ at Yale (2/15/25) - 5 games**Longest Point Streak** _____ 3 games (2/2/24 - 2/9/24)**Longest Goal Streak** _____ N/A**Longest Assist Streak** _____ 3 games (2/2/24 - 2/9/24)**CHARLIE MAJOR**

#16

2024-25 STATS: 22 GP, 3 G, 10 A, 13 PTS, 6 PIM**Height:** 5-10 **Weight:** 180 lbs. **Shoots:** Right **Year:** Freshman**Hometown:** Skaneateles, N.Y.**Previous Team:** Chicago Steel (USHL)

SEASON	GP	G	A	PTS	SH	SH%	PN-MIN	+/-	PPG	SHG	GWG	BLK	FOW	FOL	FO%
2024-25	22	3	10	13	47	.064	3-6	+5	0	0	1	8	95	98	.492
TOTALS	22	3	10	13	47	.064	3-6	+5	0	0	1	8	95	98	.492

MAJOR AT A GLANCE**Most Goals** _____ 1, (3x), Last: at RPI (3/1/25)**Most Assists** _____ 2, vs. St. Lawrence (2/22/25)**Most Points** _____ 2, (3x), Last: vs. St. Lawrence (2/22/25)**First Goal** _____ vs. Colgate (12/6/24)**First Assist** _____ vs. North Dakota (11/2/24)**Last Goal** _____ at RPI (3/1/25) - 1 game**Last Assist** _____ vs. Yale (3/8/25)**Longest Point Streak** _____ 2, (3x), Last: (3/1/25 - Pres.)**Longest Goal Streak** _____ N/A**Longest Assist Streak** _____ 2, (2x), Last: (2/14/25 - 2/15/25)**DALTON BANCROFT**

#17

2024-25 STATS: 30 GP, 14 G, 9 A, 23 PTS, 42 PIM**Height:** 6-3 **Weight:** 207 lbs. **Shoots:** Right **Year:** Junior**Hometown:** Madoc, Ontario**Previous Team:** Trenton Golden Hawks (OJHL)

SEASON	GP	G	A	PTS	SH	SH%	PN-MIN	+/-	PPG	SHG	GWG	BLK	FOW	FOL	FO%
2022-23	33	9	12	21	66	.136	8-19	+9	5	0	2	15	1	3	.250
2023-24	34	12	19	31	77	.156	7-25	+14	7	0	2	20	0	1	.000
2024-25	30	14	9	23	91	.154	10-42	+6	3	1	4	15	7	8	.439
TOTALS	97	35	40	75	234	.150	25-86	+29	15	1	8	50	8	13	.381

BANCROFT AT A GLANCE**Most Goals** _____ 3, (2x), Last: vs. St. Lawrence (2/22/25)**Most Assists** _____ 2, (5x), Last: at Brown (2/14/25)**Most Points** _____ 4, vs. St. Lawrence (2/22/25)**First Goal** _____ vs. Yale (11/18/22)**First Assist** _____ at Minnesota Duluth (10/28/22)**Last Goal** _____ at RPI (3/1/25) - 1 game**Last Assist** _____ at RPI (3/1/25) - 1 game**Longest Point Streak** _____ 4, (4x), Last: (3/15/24 - 3/23/24)**Longest Goal Streak** _____ 2, (4x), Last: (11/23/24 - 11/30/24)**Longest Assist Streak** _____ 4 games (3/15/24 - 3/23/24)

**KYLER KOVICH**

#18

2024-25 STATS: 30 GP, 4 G, 6 A, 10 PTS, 19 PIM**Height:** 6-2 **Weight:** 185 lbs. **Shoots:** Left **Year:** Senior**Hometown:** Coquitlam, British Columbia**Previous Team:** Tri-City Storm (USHL)

SEASON	GP	G	A	PTS	SH	SH%	PN-MIN	+/-	PPG	SHG	GWG	BLK	FOW	FOL	FO%
2021-22	19	3	1	4	13	.231	4-8	+6	0	0	1	7	1	0	1.000
2022-23	16	1	2	3	10	.100	2-4	+3	0	0	0	2	0	0	.000
2023-24	7	0	1	1	7	.000	1-2	+1	0	0	0	3	0	1	.000
2024-25	30	4	6	10	34	.118	8-19	+12	0	0	1	11	85	72	.541
TOTALS	72	8	10	18	64	.125	15-33	+22	0	0	2	23	86	73	.541

KOVICH AT A GLANCE**Most Goals** _____ 1, (8x), Last: at RPI (3/1/25)**Most Assists** _____ 1, (9x), Last: at Brown (2/14/25)**Most Points** _____ 1, (17x), Last: at RPI (3/1/25)**First Goal** _____ vs. Boston University (11/27/21)**First Assist** _____ at Dartmouth (11/6/21)**Last Goal** _____ at RPI (3/1/25) - 1 game**Last Assist** _____ vs. Clarkson (2/21/25) - 4 games**Longest Point Streak** _____ 3 games (2/7/25 - 2/14/25)**Longest Goal Streak** _____ 2 games (1/7/22 - 1/8/22)**Longest Assist Streak** _____ 2 games (2/24/23 - 2/25/23)**SULLIVAN MACK**

#19

2024-25 STATS: 26 GP, 6 G, 12 A, 18 PTS, 19 PIM**Height:** 6-1 **Weight:** 194 lbs. **Shoots:** Left **Year:** Senior**Hometown:** Anchorage, Alaska**Previous Team:** Salmon Arm Silverbacks (BCHL)

SEASON	GP	G	A	PTS	SH	SH%	PN-MIN	+/-	PPG	SHG	GWG	BLK	FOW	FOL	FO%
2021-22	20	1	1	2	27	.037	2-4	-3	0	0	1	5	0	0	.000
2022-23	25	6	4	10	29	.207	4-8	+6	0	0	2	13	0	0	.000
2023-24	29	7	10	17	44	.159	1-2	+6	0	1	1	7	0	1	.000
2024-25	26	6	12	18	57	.105	4-19	+8	0	0	0	9	5	8	.385
TOTALS	100	20	27	47	157	.127	11-33	+17	0	1	4	34	5	9	.357

MACK AT A GLANCE**Most Goals** _____ 2, (3x), Last: vs. Maine (3/28/24)**Most Assists** _____ 3, at Brown (2/14/25)**Most Points** _____ 3, at Brown (2/14/25)**First Goal** _____ at Princeton (2/26/22)**First Assist** _____ vs. RPI (11/13/21)**Last Goal** _____ at RPI (3/1/25) - 1 game**Last Assist** _____ at RPI (3/1/25) - 1 game**Longest Point Streak** _____ 6 games (2/15/24 - 3/1/25)**Longest Goal Streak** _____ 2 games (2/21/25 - 2/22/25)**Longest Assist Streak** _____ 3, (2x), Last: (2/22/25 - 3/1/25)**BEN ROBERTSON**

#21

2024-25 STATS: 30 GP, 2 G, 11 A, 13 PTS, 4 PIM**Height:** 5-11 **Weight:** 191 lbs. **Shoots:** Left **Year:** Sophomore**Hometown:** Potomac Falls, Va.**Previous Team:** Waterloo Black Hawks (USHL)

SEASON	GP	G	A	PTS	SH	SH%	PN-MIN	+/-	PPG	SHG	GWG	BLK	FOW	FOL	FO%
2023-24	35	5	18	23	76	.066	1-2	+19	2	0	1	38	0	0	.000
2024-25	30	2	11	13	40	.050	2-4	+4	1	0	0	25	0	0	.000
TOTALS	65	7	29	36	116	.060	3-6	+23	3	0	1	63	0	0	.000

ROBERTSON AT A GLANCE**Most Goals** _____ 2, vs. Harvard (3/16/24)**Most Assists** _____ 2, (5x), Last: vs. Yale (3/8/25)**Most Points** _____ 2, (7x), Last: vs. Yale (3/8/25)**First Goal** _____ at Arizona State (1/12/24)**First Assist** _____ vs. Minnesota Duluth (10/27/23)**Last Goal** _____ at RPI (3/1/25) - 1 game**Last Assist** _____ 2, vs. Yale (3/8/25)**Longest Point Streak** _____ 7 games (10/27/23 - 11/17/23)**Longest Goal Streak** _____ 2 games (1/12/24 - 1/13/24)**Longest Assist Streak** _____ 7 games (10/27/23 - 11/17/23)**KYLE PENNEY**

#22

2024-25 STATS: 19 GP, 5 G, 0 A, 5 PTS, 15 PIM**Height:** 6-1 **Weight:** 210 lbs. **Shoots:** Left **Year:** Senior**Hometown:** Lawrencetown, Nova Scotia**Previous Team:** Chilliwack Chiefs (BCHL)

SEASON	GP	G	A	PTS	SH	SH%	PN-MIN	+/-	PPG	SHG	GWG	BLK	FOW	FOL	FO%
2021-22	32	8	6	14	59	.136	4-8	+3	0	0	0	23	25	36	.410
2022-23	33	7	11	18	45	.156	2-4	+9	1	0	1	14	45	60	.429
2023-24	35	10	18	28	66	.152	5-18	+30	0	0	2	28	21	16	.568
2024-25	19	5	0	5	39	.128	2-15	+6	0	1	0	5	18	23	.439
TOTALS	119	30	35	65	209	.144	13-45	+48	1	1	3	70	109	135	.447

PENNEY AT A GLANCE**Most Goals** _____ 2, at Dartmouth (11/15/24)**Most Assists** _____ 2, (6x), Last: vs. Harvard (3/16/24)**Most Points** _____ 3, (2x), Last: at Yale (2/25/23)**First Goal** _____ at Dartmouth (11/6/21)**First Assist** _____ vs. Boston University (11/27/21)**Last Goal** _____ at Brown (2/14/25) - 6 games**Last Assist** _____ vs. Denver (3/30/24) - 19 games**Longest Point Streak** _____ 5 games (2/2/24 - 2/16/24)**Longest Goal Streak** _____ 2, (7x), Last: (2/2/24 - 2/3/24)**Longest Assist Streak** _____ 4 games (12/30/23 - 1/19/24)**WINTER WALLACE**

#23

2024-25 STATS: 0 GP, 0 G, 0 A, 0 PTS, 0 PIM**Height:** 6-4 **Weight:** 222 lbs. **Shoots:** Right **Year:** Junior**Hometown:** Boulder, Colo.**Previous Team:** Youngstown Phantoms (USHL)

SEASON	GP	G	A	PTS	SH	SH%	PN-MIN	+/-	PPG	SHG	GWG	BLK	FOW	FOL	FO%
2022-23	23	3	5	8	21	.143	9-18	+7	0	0	0	3	0	0	.000
2023-24	26	1	1	2	15	.067	6-12	-2	0	0	0	8	3	7	.300
2024-25	0	0	0	0	0	.000	0-0	E	0	0	0	0	0	0	.000
TOTALS	49	4	6	10	36	.111	15-30	+5	0	0	0	11	3	7	.300

WALLACE AT A GLANCE**Most Goals** _____ 1, (4x), Last: at Union (2/10/24)**Most Assists** _____ 1, (6x), Last: at Brown (11/4/23)**Most Points** _____ 1, (10x), Last: at Union (2/10/24)**First Goal** _____ at Minnesota Duluth (10/28/22)**First Assist** _____ at Clarkson (11/12/22)**Last Goal** _____ at Union (2/10/24) - 8 games**Last Assist** _____ at Brown (11/4/23) - 20 games**Longest Point Streak** _____ 2, (2x), Last: (2/11/23 - 2/17/23)**Longest Goal Streak** _____ N/A**Longest Assist Streak** _____ 2 games (2/11/23 - 2/17/23)



NICHOLAS WOLFENBERG #24

2024-25 STATS: 13 GP, 1 G, 1 A, 2 PTS, 2 PIM

Height: 6-2 **Weight:** 212 lbs. **Shoots:** Right **Year:** Freshman
Hometown: Calgary, Alberta
Previous Team: Okotoks Oilers (BCHL)

SEASON	GP	G	A	PTS	SH	SH%	PN-MIN	+/-	PPG	SHG	GWG	BLK	FOW	FOL	FO%
2024-25	13	1	1	2	8	.125	1-2	+2	0	0	0	3	0	0	.000
TOTALS	13	1	1	2	8	.125	1-2	+2	0	0	0	3	0	0	.000

WOLFENBERG AT A GLANCE

Most Goals _____ 1, vs. North Dakota (11/1/24)
Most Assists _____ 1, at Sacred Heart (1/11/25)
Most Points _____ 1, (2x), Last: at Sacred Heart (1/11/25)

First Goal _____ vs. North Dakota (11/1/24)
First Assist _____ at Sacred Heart (1/11/25)
Last Goal _____ vs. North Dakota (11/1/24) - 12 games
Last Assist _____ at Sacred Heart (1/11/25) - 5 games

Longest Point Streak _____ N/A
Longest Goal Streak _____ N/A
Longest Assist Streak _____ N/A



ONDREJ PSENICKA #26

2024-25 STATS: 24 GP, 8 G, 10 A, 18 PTS, 10 PIM

Height: 6-6 **Weight:** 209 lbs. **Shoots:** Left **Year:** Senior
Hometown: Praha, Czechia
Previous Team: Waterloo Black Hawks (USHL)

SEASON	GP	G	A	PTS	SH	SH%	PN-MIN	+/-	PPG	SHG	GWG	BLK	FOW	FOL	FO%
2021-22	32	12	9	21	68	.176	9-18	+21	2	1	3	11	18	17	.514
2022-23	34	8	7	15	60	.133	5-10	+15	1	0	1	9	41	43	.488
2023-24	35	9	12	21	56	.161	8-30	+13	2	0	1	29	5	9	.537
2024-25	25	8	10	18	49	.163	5-10	+7	3	0	1	14	9	11	.450
TOTALS	125	37	38	75	233	.159	27-68	+56	8	1	6	63	73	80	.477

PSENICKA AT A GLANCE

Most Goals _____ 2, (4x), Last: at Colgate (12/7/24)
Most Assists _____ 2, (3x), Last: vs. Harvard (3/16/24)
Most Points _____ 3, (2x), Last: vs. AIC (12/29/22)

First Goal _____ vs. Alaska (10/29/21)
First Assist _____ at Dartmouth (11/6/21)
Last Goal _____ vs. Yale (3/8/25)
Last Assist _____ vs. Yale (3/8/25)

Longest Point Streak _____ 8 games (1/17/25 - 2/15/25)
Longest Goal Streak _____ 2, (6x), Last: (2/9/24 - 2/10/24)
Longest Assist Streak _____ 4 games (3/11/22 - 10/28/22)



MICHAEL SUDA #27

2024-25 STATS: 30 GP, 0 G, 8 A, 8 PTS, 16 PIM

Height: 6-1 **Weight:** 187 lbs. **Shoots:** Left **Year:** Senior
Hometown: Cheektowaga, N.Y.
Previous Team: Fargo Force (USHL)

SEASON	GP	G	A	PTS	SH	SH%	PN-MIN	+/-	PPG	SHG	GWG	BLK	FOW	FOL	FO%
2021-22	6	0	0	0	5	.000	0-0	-1	0	0	0	1	0	0	.000
2022-23	33	1	6	7	27	.037	4-8	+8	0	0	1	16	0	0	.000
2023-24	32	0	5	5	46	.000	5-10	+13	0	0	0	26	0	0	.000
2024-25	30	0	8	8	29	.000	8-16	+10	0	0	0	27	0	0	.000
TOTALS	101	1	19	20	107	.009	17-34	+30	0	0	1	70	0	0	.000

SUDA AT A GLANCE

Most Goals _____ 1, vs. Clarkson (3/10/23)
Most Assists _____ 2, (2x), Last: at Princeton (1/17/25)
Most Points _____ 2, (2x), Last: at Princeton (1/17/25)

First Goal _____ vs. Clarkson (3/10/23)
First Assist _____ at Minnesota Duluth (10/29/22)
Last Goal _____ vs. Clarkson (3/10/23) - 66 games
Last Assist _____ vs. Yale (3/8/25)

Longest Point Streak _____ 2, (2x), Last: (3/1/25 - Pres.)
Longest Goal Streak _____ N/A
Longest Assist Streak _____ 2, (2x), Last: (3/1/25 - Pres.)



NICK DeSANTIS #28

2024-25 STATS: 29 GP, 7 G, 5 A, 12 PTS, 24 PIM

Height: 5-9 **Weight:** 163 lbs. **Shoots:** Right **Year:** Junior
Hometown: Collegeville, Pa.
Previous Team: Madison Capitols (USHL)

SEASON	GP	G	A	PTS	SH	SH%	PN-MIN	+/-	PPG	SHG	GWG	BLK	FOW	FOL	FO%
2022-23	30	9	11	20	40	.225	6-12	+9	3	0	1	4	0	0	.000
2023-24	35	8	6	14	46	.174	11-30	+16	1	0	1	16	0	0	.000
2024-25	29	7	5	12	40	.175	8-24	+11	1	0	0	9	3	2	.600
TOTALS	94	24	22	46	126	.190	25-66	+36	5	0	2	29	3	2	.600

DeSANTIS AT A GLANCE

Most Goals _____ 2, (5x), Last: vs. Harvard (1/24/25)
Most Assists _____ 4, at RPI (1/7/23)
Most Points _____ 4, at RPI (1/7/23)

First Goal _____ at St. Lawrence (11/11/22)
First Assist _____ vs. AIC (12/29/22)
Last Goal _____ vs. Yale (3/8/25)
Last Assist _____ vs. Clarkson (2/21/25) - 4 games

Longest Point Streak _____ 6 games (12/29/22 - 1/20/23)
Longest Goal Streak _____ 3 games (1/12/24 - 1/19/24)
Longest Assist Streak _____ 4 games (1/6/23 - 1/20/23)



PARKER MURRAY #29

2024-25 STATS: 3 GP, 0 G, 0 A, 0 PTS, 2 PIM

Height: 6-5 **Weight:** 229 lbs. **Shoots:** Left **Year:** Freshman
Hometown: Manhattan Beach, Calif.
Previous Team: Chilliwack Chiefs (BCHL)

SEASON	GP	G	A	PTS	SH	SH%	PN-MIN	+/-	PPG	SHG	GWG	BLK	FOW	FOL	FO%
2024-25	3	0	0	0	1	.000	1-2	E	0	0	0	0	0	0	.000
TOTALS	2	0	0	0	0	.000	0-0	E	0	0	0	0	0	0	.000

MURRAY AT A GLANCE

Most Goals _____ N/A
Most Assists _____ N/A
Most Points _____ N/A

First Goal _____ N/A
First Assist _____ N/A
Last Goal _____ N/A
Last Assist _____ N/A

Longest Point Streak _____ N/A
Longest Goal Streak _____ N/A
Longest Assist Streak _____ N/A

**IAN SHANE**

#30

2024-25 STATS: 28 GP / 28 GS, 12-10-6 RECORD, 2.36 GAA, .893 SV%**Height:** 6-0 **Weight:** 176 lbs. **Catches:** Left **Year:** Senior**Hometown:** Manhattan Beach, Calif.**Previous Team:** Bismarck Bobcats (NAHL)

SEASON	GP-GS	MIN	GA	GAA	SV	SV%	RECORD	SHO	PPG	SHG	G	A	PTS	PIM
2021-22	17-16	979:27	28	1.72	387	.933	7-6-3	3	10	0	0	0	0	0
2022-23	33-31	1852:53	53	1.72	581	.916	20-10-1	5	17	0	0	0	0	2
2023-24	34-34	2021:08	57	1.69	685	.923	22-5-6	3	21	1	0	0	0	0
2024-25	28-28	1599:25	63	2.36	524	.893	12-10-6	2	14	2	0	1	1	2
TOTALS	112-109	6452:53	201	1.87	2177	.915	61-31-16	13	62	3	0	1	1	4

SHANE AT A GLANCE**Most Saves** _____ 42, at Quinnipiac (2/25/22)**Most Assists** _____ 1, at Harvard (11/16/24)**First Game** _____ at Arizona State (1/2/22)**First Start** _____ at North Dakota (1/7/22)**First Shutout** _____ at Yale (1/17/22)**Current Shutout Streak** _____ 23:33, 3/8/25 - Pres.**Longest Shutout Streak** _____ 143:41, 2/25/22 - 3/11/22**Last Shutout** _____ vs. St. Lawrence (2/22/25) - 2 games**Last Assist** _____ at Harvard (11/16/24) - 22 games**REMINGTON KEOPPLE**

#33

2024-25 STATS: 5 GP / 2 GS, 2-0-0 RECORD, 0.86 GAA, .958 SV%**Height:** 6-2 **Weight:** 184 lbs. **Catches:** Left **Year:** Junior**Hometown:** New Richmond, Wis.**Previous Team:** Des Moines Buccaneers (USHL)

SEASON	GP-GS	MIN	GA	GAA	SV	SV%	RECORD	SHO	PPG	SHG	G	A	PTS	PIM
2022-23	5-3	174:28	9	3.10	52	.852	1-1-1	0	2	1	0	0	0	0
2023-24	2-1	114:33	7	3.67	44	.863	0-2-0	0	1	0	0	0	0	0
2024-25	5-2	209:37	3	0.86	68	.958	2-0-0	1	1	0	0	1	1	0
TOTALS	12-6	498:38	19	2.29	164	.896	3-3-1	1	4	1	0	1	1	0

KEOPPLE AT A GLANCE**Most Saves** _____ 23, at Princeton (1/17/25)**Most Assists** _____ 1, at RPI (3/1/25)**First Game** _____ at Minnesota Duluth (10/29/22)**First Start** _____ at Minnesota Duluth (10/29/22)**First Shutout** _____ at RPI (3/1/25)**Current Shutout Streak** _____ 85:15, 2/28/25 - Pres.**Longest Shutout Streak** _____ 85:15, 2/28/25 - Pres.**Last Shutout** _____ at RPI (3/1/25)**Last Assist** _____ at RPI (3/1/25)**JUSTIN KATZ**

#37

2024-25 STATS: 0 GP / 0 GS, 0-0-0 RECORD, 0.00 GAA, .000 SV%**Height:** 6-1 **Weight:** 176 lbs. **Catches:** Right **Year:** Freshman**Hometown:** Montréal, Québec**Previous Team:** Powell River Kings (BCHL)

SEASON	GP-GS	MIN	GA	GAA	SV	SV%	RECORD	SHO	PPG	SHG	G	A	PTS	PIM
2024-25	0-0	0:00	0	0.00	0	.000	0-0-0	0	0	0	0	0	0	0
TOTALS	0-0	0:00	0	0.00	0	.000	0-0-0	0	0	0	0	0	0	0

KATZ AT A GLANCE**Most Saves** _____ N/A**Most Assists** _____ N/A**First Game** _____ N/A**First Start** _____ N/A**First Shutout** _____ N/A**Current Shutout Streak** _____ 0:00**Longest Shutout Streak** _____ N/A**Last Shutout** _____ N/A**Last Assist** _____ N/A**JONATHAN CASTAGNA**

#38

2024-25 STATS: 26 GP, 3 G, 9 A, 12 PTS, 14 PIM**Height:** 6-2 **Weight:** 200 lbs. **Shoots:** Left **Year:** Sophomore**Hometown:** Etobicoke, Ontario**Previous Team:** St. Andrew's College

SEASON	GP	G	A	PTS	SH	SH%	PN-MIN	+/-	PPG	SHG	GWG	BLK	FOW	FOL	FO%
2023-24	35	11	14	25	60	.183	11-25	+20	0	0	3	15	220	183	.546
2024-25	26	3	9	12	52	.058	7-14	-2	0	0	0	14	234	164	.588
TOTALS	61	14	23	37	112	.125	18-39	+18	0	0	3	29	454	347	.567

CASTAGNA AT A GLANCE**Most Goals** _____ 3, vs. Princeton (1/19/24)**Most Assists** _____ 2, (5x), Last: vs. Quinnipiac (11/30/24)**Most Points** _____ 4, (2x), Last: at Union (2/10/24)**First Goal** _____ at Brown (11/4/23)**First Assist** _____ vs. Minnesota Duluth (10/27/23)**Last Goal** _____ at Princeton (1/17/25) - 10 games**Last Assist** _____ at RPI (3/1/25) - 1 game**Longest Point Streak** _____ 3, (2x), Last: (2/3/24 - 2/10/24)**Longest Goal Streak** _____ 2 games (2/9/24 - 2/10/24)**Longest Assist Streak** _____ 2, (3x), Last: (11/30/24 - 12/6/24)

2024-25 GOAL SCORING SUMMARIES

PLAYER	SEASON	BY SITE			BY PERIOD				BY STRENGTH			GAME	LAST	LAST GOAL		GAMES SINCE
	GOALS	HOME	ROAD	NEUTRAL	1ST	2ND	3RD	OT	EV	PP	SH			DATE / OPP	GOALTENDER	
Dalton Bancroft	14	7	5	2	5	4	5	—	10	3	1	4	4	3/1/25 at RPI	Giesbrecht	1
Jonathan Castagna	3	1	1	1	1	—	2	—	3	—	—	—	—	1/17/25 at Princeton	Smith	10
Tyler Catalano	2	1	1	—	1	—	1	—	2	—	—	1	1	11/15/24 at Dartmouth	Clarke	25
Nick DeSantis	7	5	2	—	2	2	3	—	6	1	—	—	1	3/8/25 vs. Yale	Empty Net	0
Luke Devlin	—	—	—	—	—	—	—	—	—	—	—	—	—	—	—	—
Sean Donaldson	—	—	—	—	—	—	—	—	—	—	—	—	—	—	—	—
George Fegaras	1	1	—	—	—	1	—	—	1	—	—	—	—	1/25/25 vs. Dartmouth	Croteau	11
Hank Kempf	2	1	1	—	—	1	1	—	2	—	—	—	—	2/22/25 vs. St. Lawrence	Kucenski	3
Kyler Kovich	4	1	3	—	3	1	—	—	4	—	—	1	2	3/1/25 at RPI	Giesbrecht	1
Jake Kraft	7	3	4	—	4	2	1	—	7	—	—	1	1	2/15/25 at Yale	Pak	5
Sullivan Mack	6	3	2	1	1	3	2	—	6	—	—	—	—	3/1/25 at RPI	Watson	1
Charlie Major	3	1	2	—	1	—	1	1	3	—	—	1	1	3/1/25 at RPI	Giesbrecht	1
Marian Mosko	—	—	—	—	—	—	—	—	—	—	—	—	—	—	—	—
Parker Murray	—	—	—	—	—	—	—	—	—	—	—	—	—	—	—	—
Jack O'Brien	—	—	—	—	—	—	—	—	—	—	—	—	—	—	—	—
Jack O'Leary	6	5	—	1	1	3	2	—	6	—	—	2	1	2/22/25 vs. St. Lawrence	Kucenski	3
Kyle Penney	5	2	3	—	—	3	2	—	4	—	1	—	—	2/14/25 at Brown	Zacher	6
Ondrej Psenicka	8	3	5	—	3	1	4	—	5	3	—	1	1	3/8/25 vs. Yale	Stark	0
Jimmy Rayhill	—	—	—	—	—	—	—	—	—	—	—	—	—	—	—	—
Tim Rego	7	3	3	1	2	1	4	—	7	—	—	1	1	3/8/25 vs. Yale	Stark	0
Ben Robertson	2	1	1	—	—	—	2	—	1	1	—	—	—	3/1/25 at RPI	Watson	1
Hoyt Stanley	2	1	1	—	1	—	1	—	2	—	—	—	—	3/8/25 vs. Yale	Stark	0
Michael Suda	—	—	—	—	—	—	—	—	—	—	—	—	—	—	—	—
Winter Wallace	—	—	—	—	—	—	—	—	—	—	—	—	—	—	—	—
Ryan Walsh	13	5	7	1	3	5	5	—	10	3	—	2	1	2/15/25 at Yale	Pearson	5
Nicholas Wolfenberg	1	1	—	—	1	—	—	—	1	—	—	—	—	11/1/24 vs. North Dakota	Semptimphelter	12

2024-25 GOAL SCORING SUMMARIES

PLAYER	TOTALS	EVEN	PP	SH	HOME	AWAY	NEUTRAL	1ST	2ND	3RD	OT
Dalton Bancroft	14-9—23	10-8—18	3-1—4	1-0—1	7-3—10	5-6—11	2-0—2	5-3—8	4-4—8	5-2—7	—
Jonathan Castagna	3-9—12	3-8—11	0-1—1	—	1-4—5	1-3—4	1-2—3	1-2—3	0-4—4	2-3—5	—
Tyler Catalano	2-4—6	2-4—6	—	—	1-1—2	1-3—4	—	1-1—2	0-3—3	1-0—1	—
Nick DeSantis	7-5—12	6-5—11	1-0—1	—	5-3—8	2-2—4	—	2-0—2	2-3—5	3-2—5	—
Luke Devlin	—	—	—	—	—	—	—	—	—	—	—
Sean Donaldson	—	—	—	—	—	—	—	—	—	—	—
George Fegaras	1-12—13	1-5—6	0-7—7	—	1-6—7	0-6—6	—	0-4—4	1-2—3	0-6—6	—
Hank Kempf	2-5—7	2-5—7	—	—	1-3—4	1-1—2	0-1—1	0-3—3	1-2—3	1-0—1	—
Remington Keopple	0-1—1	0-1—1	—	—	—	0-1—1	—	—	—	0-1—1	—
Kyler Kovich	4-6—10	4-6—10	—	—	1-3—4	3-3—6	—	3-0—3	1-3—4	0-3—3	—
Jake Kraft	7-6—13	7-6—13	—	—	3-2—5	4-4—8	—	4-3—7	2-1—3	1-2—3	—
Sullivan Mack	6-12—18	6-12—18	—	—	3-2—5	2-9—11	1-1—2	1-4—5	3-4—7	2-4—6	—
Charlie Major	3-10—13	3-6—9	0-4—4	—	1-6—7	2-4—6	—	1-3—4	0-1—1	1-6—7	1-0—1
Marian Mosko	—	—	—	—	—	—	—	—	—	—	—
Parker Murray	—	—	—	—	—	—	—	—	—	—	—
Jack O'Brien	0-3—3	0-3—3	—	—	—	0-3—3	—	—	0-1—1	0-2—2	—
Jack O'Leary	6-9—15	6-9—15	—	—	5-2—7	0-6—6	1-1—2	1-4—5	3-2—5	2-3—5	—
Kyle Penney	5-0—5	4-0—4	—	1-0—1	2-0—2	3-0—3	—	—	3-0—3	2-0—2	—
Ondrej Psenicka	8-10—18	5-10—15	3-0—3	—	3-6—9	5-3—8	0-1—1	3-3—6	1-2—3	4-4—8	0-1—1
Jimmy Rayhill	0-1—1	0-1—1	—	—	0-1—1	—	—	—	—	0-1—1	—
Tim Rego	7-13—20	7-9—16	0-4—4	—	3-8—11	3-5—8	1-0—1	2-5—7	1-4—5	4-4—8	—
Ben Robertson	2-11—13	1-8—9	1-3—4	—	1-7—8	1-3—4	0-1—1	0-3—3	0-2—2	2-6—8	—
Ian Shane	0-1—1	0-1—1	—	—	—	0-1—1	—	—	0-1—1	—	—
Hoyt Stanley	2-9—11	2-9—11	—	—	1-3—4	1-4—5	0-2—2	1-2—3	0-2—2	1-5—6	—
Michael Suda	0-8—8	0-8—8	—	—	0-4—4	0-3—3	0-1—1	0-3—3	0-1—1	0-4—4	—
Winter Wallace	—	—	—	—	—	—	—	—	—	—	—
Ryan Walsh	13-12—25	10-9—19	3-2—5	0-1—1	5-5—10	7-6—13	1-1—2	3-4—7	5-3—8	5-5—10	—
Nicholas Wolfenberg	1-1—2	1-1—2	—	—	1-0—1	0-1—1	—	1-0—1	0-1—1	—	—

2024-25 GOALTENDING BREAKDOWN

PLAYER	OVERALL									HOME									ROAD / NEUTRAL							
	GP	REC	SHO	MIN	GA	GAA	SV	SV%		GP	REC	SHO	MIN	GA	GAA	SV	SV%		GP	REC	SHO	MIN	GA	GAA	SV	SV%
Justin Katz	—	—	—	—	—	—	—	—		—	—	—	—	—	—	—	—		—	—	—	—	—	—	—	—
Remington Keopple	5	2-0-0	1	209:37	3	0.86	68	.958		—	—	—	—	—	—	—	—		5	2-0-0	1	209:37	3	0.86	68	.958
Ian Shane	28	12-10-6	2	1599:25	63	2.36	524	.893		14	9-4-1	2	840:38	25	1.78	239	.905		14	3-6-5	0	758:47	38	3.00	285	.882
PLAYER	OCTOBER									NOVEMBER									DECEMBER							
	GP	REC	SHO	MIN	GA	GAA	SV	SV%		GP	REC	SHO	MIN	GA	GAA	SV	SV%		GP	REC	SHO	MIN	GA	GAA	SV	SV%
Justin Katz	—	—	—	—	—	—	—	—		—	—	—	—	—	—	—	—		—	—	—	—	—	—	—	—
Remington Keopple	—	—	—	—	—	—	—	—		—	—	—	—	—	—	—	—		1	0-0-0	0	9:40	0	0.00	3	1.000
Ian Shane	—	—	—	—	—	—	—	—		9	4-2-3	1	551:11	18	1.96	195	.915		2	1-1-0	0	111:32	7	3.77	21	.750
PLAYER	JANUARY									FEBRUARY									MARCH							
	GP	REC	SHO	MIN	GA	GAA	SV	SV%		GP	REC	SHO	MIN	GA	GAA	SV	SV%		GP	REC	SHO	MIN	GA	GAA	SV	SV%
Justin Katz	—	—	—	—	—	—	—	—		—	—	—	—	—	—	—	—		—	—	—	—	—	—	—	—
Remington Keopple	2	1-0-0	0	97:03	2	1.24	33	.943		1	0-0-0	0	42:55	1	1.40	11	.917		1	1-0-0	1	59:59	0	0.00	21	1.000
Ian Shane	8	2-4-2	0	441:46	20	2.72	157	.887		8	4-3-1	1	434:56	17	2.35	133	.887		1	1-0-0	0	60:00	1	1.00	19	.947

CAREER GOAL SCORING SUMMARIES																
PLAYER	CAREER GOALS	BY SITE			BY PERIOD				BY STRENGTH			GAME WINNER	LAST LEADING	LAST GOAL		GAMES SINCE
		HOME	ROAD	NEUTRAL	1ST	2ND	3RD	OT	EV	PP	SH			DATE / OPP	GOALTENDER	
Dalton Bancroft	35	17	10	8	11	13	10	1	19	15	1	8	8	3/1/25 at RPI	Giesbrecht	1
Jonathan Castagna	14	5	6	3	6	5	3	—	14	—	—	3	5	1/17/25 at Princeton	Smith	10
Tyler Catalano	3	2	1	—	2	—	1	—	3	—	—	1	1	11/15/24 at Dartmouth	Clarke	25
Nick DeSantis	24	14	7	3	10	5	9	—	19	5	—	2	3	3/8/25 vs. Yale	Empty Net	0
Luke Devlin	6	3	3	—	4	—	2	—	6	—	—	1	—	2/9/24 at RPI	Watson	7
Sean Donaldson	3	1	2	—	1	1	1	—	2	1	—	—	—	1/21/23 vs. Princeton	Pearson	30
George Fegaras	4	2	1	1	—	3	1	—	3	1	—	—	—	1/25/25 vs. Dartmouth	Croteau	11
Hank Kempf	4	1	3	—	2	1	1	—	4	—	—	1	—	2/22/25 vs. St. Lawrence	Kucenski	3
Kyler Kovich	8	1	6	1	5	2	1	—	8	—	—	2	3	3/1/25 at RPI	Giesbrecht	1
Jake Kraft	11	7	4	—	5	3	3	—	11	—	—	2	1	2/15/25 at Yale	Pak	5
Sullivan Mack	20	11	6	3	3	9	8	—	19	—	1	4	3	3/1/25 at RPI	Watson	1
Charlie Major	3	1	2	—	1	—	1	1	3	—	—	1	1	3/1/25 at RPI	Giesbrecht	1
Marian Mosko	—	—	—	—	—	—	—	—	—	—	—	—	—	—	—	—
Parker Murray	—	—	—	—	—	—	—	—	—	—	—	—	—	—	—	—
Jack O'Brien	—	—	—	—	—	—	—	—	—	—	—	—	—	—	—	—
Jack O'Leary	20	12	5	3	8	5	7	—	20	—	—	5	6	2/22/25 vs. St. Lawrence	Kucenski	3
Kyle Penney	30	16	12	2	5	14	11	—	28	1	1	3	3	2/14/25 at Brown	Zacher	6
Ondrej Psenicka	37	17	16	4	12	9	16	—	28	8	1	6	5	3/8/25 vs. Yale	Stark	0
Jimmy Rayhill	—	—	—	—	—	—	—	—	—	—	—	—	—	—	—	—
Tim Rego	13	6	6	1	4	4	5	—	12	1	—	3	1	3/8/25 vs. Yale	Stark	0
Ben Robertson	7	3	4	—	1	2	3	1	4	3	—	1	2	3/1/25 at RPI	Watson	1
Hoyt Stanley	4	2	1	1	1	2	1	—	4	—	—	—	—	3/8/25 vs. Yale	Stark	0
Michael Suda	1	1	—	—	—	—	1	—	1	—	—	1	—	3/10/23 vs. Clarkson	Haider	66
Winter Wallace	4	1	3	—	1	1	2	—	4	—	—	—	1	2/10/24 at Union	Chauvette	8
Ryan Walsh	25	11	11	3	5	11	9	—	18	7	—	7	6	2/15/25 at Yale	Pearson	5
Nicholas Wolfenberg	1	1	—	—	1	—	—	—	1	—	—	—	—	11/1/24 vs. North Dakota	Semtimphelter	12

CAREER GOAL SCORING SUMMARIES											
PLAYER	TOTALS	EVEN	PP	SH	HOME	AWAY	NEUTRAL	1ST	2ND	3RD	OT
Dalton Bancroft	35-40—75	19-24—43	15-16—31	1-0—1	17-22—39	10-14—24	8-4—12	11-13—24	13-17—30	10-10—20	1-0—1
Jonathan Castagna	14-23—37	14-22—36	0-1—1	—	5-12—17	6-8—14	3-3—6	6-5—11	5-10—15	3-8—11	—
Tyler Catalano	3-8—11	3-8—11	—	—	2-4—6	1-4—5	—	2-4—6	0-4—4	1-0—1	—
Nick DeSantis	24-22—46	19-20—39	5-2—7	—	14-6—20	7-14—21	3-2—5	10-8—18	5-9—14	9-5—14	—
Luke Devlin	6-2—8	6-2—8	—	—	3-1—4	3-1—4	—	4-0—4	0-1—1	2-1—3	—
Sean Donaldson	3-7—10	2-4—6	1-3—4	—	1-7—8	2-0—2	—	1-1—2	1-3—4	1-3—4	—
George Fegaras	4-16—20	3-7—10	1-9—10	—	2-7—9	1-9—10	1-0—1	0-5—5	3-4—7	1-7—8	—
Hank Kempf	4-21—25	4-19—23	0-1—1	0-1—1	1-11—12	3-6—9	0-4—4	2-7—9	1-10—11	1-4—5	—
Remington Keopple	0-1—1	0-1—1	—	—	—	0-1—1	—	—	—	0-1—1	—
Kyler Kovich	8-10—18	8-10—18	—	—	1-3—4	6-7—13	1-0—1	5-1—6	2-4—6	1-5—6	—
Jake Kraft	11-15—26	11-13—24	0-2—2	—	7-5—12	4-9—13	0-1—1	5-6—11	3-6—9	3-3—6	—
Sullivan Mack	20-27—47	19-26—45	0-1—1	1-0—1	11-11—22	6-12—18	3-4—7	3-10—13	9-10—19	8-6—14	0-1—1
Charlie Major	3-10—13	3-6—9	0-4—4	—	1-6—7	2-4—6	—	1-3—4	0-1—1	1-6—7	1-0—1
Marian Mosko	0-1—1	0-1—1	—	—	0-1—1	—	—	0-1—1	—	—	—
Parker Murray	—	—	—	—	—	—	—	—	—	—	—
Jack O'Brien	0-3—3	0-3—3	—	—	—	0-3—3	—	—	0-1—1	0-2—2	—
Jack O'Leary	20-29—49	20-28—48	—	0-1—1	12-13—25	5-14—19	3-2—5	8-10—18	5-9—14	7-10—17	—
Kyle Penney	30-35—65	28-33—61	1-2—3	1-0—1	16-11—27	12-20—32	2-4—6	5-10—15	14-13—27	11-11—22	0-1—1
Ondrej Psenicka	37-38—75	28-36—64	8-2—10	1-0—1	17-21—38	16-14—30	4-3—7	12-10—22	9-11—20	16-16—32	0-1—1
Jimmy Rayhill	0-1—1	0-1—1	—	—	0-1—1	—	—	—	—	0-1—1	—
Tim Rego	13-37—50	12-27—39	1-10—11	—	6-18—24	6-14—20	1-5—6	4-14—18	4-10—14	5-13—18	—
Ben Robertson	7-29—36	4-17—21	3-12—15	—	3-16—19	4-10—14	0-3—3	1-6—7	2-12—14	3-10—13	1-1—2
Ian Shane	0-1—1	0-1—1	—	—	—	0-1—1	—	—	0-1—1	—	—
Hoyt Stanley	4-17—21	4-17—21	—	—	2-8—10	1-6—7	1-3—4	1-6—7	2-4—6	1-7—8	—
Michael Suda	1-19—20	1-18—19	0-1—1	—	1-10—11	0-6—6	0-3—3	0-7—7	0-4—4	1-8—9	—
Winter Wallace	4-6—10	4-5—9	0-1—1	—	1-3—4	3-3—6	—	1-2—3	1-0—1	2-4—6	—
Ryan Walsh	25-22—47	18-13—31	7-8—15	0-1—1	11-9—20	11-9—20	3-4—7	5-5—10	11-11—22	9-6—15	—
Nicholas Wolfenberg	1-1—2	1-1—2	—	—	1-0—1	0-1—1	—	1-0—1	0-1—1	—	—

CAREER GOALTENDING BREAKDOWN																								
PLAYER	OVERALL								HOME								ROAD / NEUTRAL							
	GP	REC	SHO	MIN	GA	GAA	SV	SV%	GP	REC	SHO	MIN	GA	GAA	SV	SV%	GP	REC	SHO	MIN	GA	GAA	SV	SV%
Justin Katz	—	—	—	—	—	—	—	—	—	—	—	—	—	—	—	—	—	—	—	—	—	—	—	—
Remington Keopple	12	3-3-1	1	498:38	19	2.29	164	.896	2	1-0-0	0	63:42	3	2.83	19	.864	10	2-3-1	0	434:56	16	2.21	145	.901
Ian Shane	112	61-31-16	13	6452:53	201	1.87	2177	.915	53	32-14-7	6	3158:33	91	1.73	922	.910	59	29-17-9	7	3294:20	110	2.00	1255	.919
PLAYER	OCTOBER								NOVEMBER								DECEMBER							
	GP	REC	SHO	MIN	GA	GAA	SV	SV%	GP	REC	SHO	MIN	GA	GAA	SV	SV%	GP	REC	SHO	MIN	GA	GAA	SV	SV%
Ryan McInchak	—	—	—	—	—	—	—	—	—	—	—	—	—	—	—	—	—	—	—	—	—	—	—	—
Remington Keopple	1	0-1-0	0	40:00	4	6.00	11	.733	4	1-2-0	0	200:17	8	2.40	67	.893	2	0-0-0	0	13:24	2	8.96	5	.714
Ian Shane	4	2-1-0	1	197:27	4	1.22	73	.948	22	12-5-4	2	1254:57	38	1.82	432	.919	10	4-3-3	1	597:42	22	2.21	161	.880
PLAYER	JANUARY								FEBRUARY								MARCH							
	GP	REC	SHO	MIN	GA	GAA	SV	SV%	GP	REC	SHO	MIN	GA	GAA	SV	SV%	GP	REC	SHO	MIN	GA	GAA	SV	SV%
Ryan McInchak	—	—	—	—	—	—	—	—	—	—	—	—	—	—	—	—	—	—	—	—	—	—	—	—
Remington Keopple	2	1-0-0	0	97:03	2	1.24	33	.943	2	0-0-1	0	87:55	3	2.05	27	.900	1	1-0-0	1	59:59	0	0.00	21	1.000
Ian Shane	29	16-7-5	3	1703:22	60	2.11	614	.911	30	16-9-4	5	1718:06	50	1.75	549	.917	17	11-6-0	1	981:19	27	1.65	348	.928

GOALS SCORED, GAME

1.	19	1/13/1965 vs. Hamilton (W, 19-0)
	19	1/27/1968 at Yale (W, 19-1)
3.	18	1/20/1968 at Penn (W, 18-1)
4.	16	12/14/1957 vs. Lehigh (W, 16-3)
5.	15	11/25/1965 vs. York (W, 15-0)
	15	11/25/1975 vs. uOttawa (W, 15-2)
7.	14	2/10/1965 at Hamilton (W, 14-0)
	14	11/24/1966 vs. McMaster (W, 14-2)
	14	2/17/1968 vs. Dartmouth (W, 14-2)
	14	1/8/1969 vs. Penn (W, 14-0)
	14	3/4/1970 vs. Dartmouth (W, 14-0)
12.	13	Nine times, Last: 1/21/1978 vs. Yale (W, 13-1)

GOALS SCORED, PERIOD

1.	9	12/14/1957 vs. Lehigh — 1st period (W, 16-3)
	9	1/27/1968 at Yale — 2nd period (W, 19-1)
	9	1/21/1978 vs. Yale — 1st period (W, 13-1)
4.	8	3/4/1961 vs. Penn — 3rd period (W, 13-1)
	8	2/21/1979 vs. Harvard — 1st period (W, 11-3)
6.	7	3/3/1962 vs. Penn — 2nd period (W, 10-0)
	7	1/13/1965 vs. Hamilton — 2nd period (W, 19-0)
	7	1/13/1965 vs. Hamilton — 3rd period (W, 19-0)
	7	2/10/1965 at Hamilton — 1st period (W, 14-0)
	7	11/24/1966 vs. McMaster — 1st period (W, 14-2)
	7	1/19/1967 at Colgate — 1st period (W, 10-2)
	7	1/20/1968 at Penn — 2nd period (W, 18-1)
	7	1/20/1968 at Penn — 3rd period (W, 18-1)
	7	2/17/1968 at Dartmouth — 2nd period (W, 14-2)
	7	2/5/1969 at Yale — 2nd period (W, 11-2)
	7	12/28/1973 vs. Colo. Coll. — 2nd period (W, 9-8)
	7	11/25/1975 vs. uOttawa — 3rd period (W, 15-2)

MARGIN OF VICTORY

1.	+19	1/13/1965 vs. Hamilton (W, 19-0)
2.	+18	1/27/1968 at Yale (W, 19-1)
3.	+17	1/20/1968 at Penn (W, 18-1)
4.	+15	11/25/1965 vs. York (W, 15-0)
5.	+14	2/10/1965 at Hamilton (W, 14-0)
	+14	1/8/1969 vs. Penn (W, 14-0)
	+14	3/4/1970 vs. Dartmouth (W, 14-0)
8.	+13	1/4/1911 at Western Reserve (W, 13-0)
	+13	12/14/1957 vs. Lehigh Club (W, 16-3)
	+13	11/30/1963 at Penn (W, 13-0)
	+13	11/23/1968 vs. Guelph (W, 13-0)
	+13	11/25/1975 vs. uOttawa (W, 15-2)
13.	+12	Six times, Last: 1/21/1978 vs. Yale (W, 13-1)

MARGIN OF DEFEAT

1.	-23	12/27/1939 vs. Boston College (L, 1-14)
2.	-18	1/10/1959 at Harvard (L, 0-18)
3.	-16	1/19/1946 at Yale (L, 2-18)
4.	-14	3/2/1959 vs. Middlebury (L, 1-15)
5.	-13	1/21/1928 at Princeton (L, 1-14)
	-13	1/18/1947 at Yale (L, 0-13)
	-13	2/21/1948 at Colgate (L, 1-14)
	-13	2/23/1959 vs. Harvard (L, 0-13)
	-13	12/16/1959 at Yale (L, 0-13)
10.	-12	1/6/1945 at Army (L, 1-13)
	-12	2/19/1947 at Colgate (L, 3-15)
	-12	12/19/1957 vs. Princeton (L, 1-13)
	-12	2/14/1959 at Dartmouth (L, 2-14)
	-12	1/23/1960 vs. Dartmouth (L, 0-12)

POWER-PLAY GOALS, GAME

1.	7	11/18/1977 vs. York (W, 10-3)
2.	6	1/4/1973 vs. Loyola (W, 13-5)
	6	11/21/1975 vs. Waterloo (W, 9-1)
	6	1/19/1980 vs. Yale (W, 9-4)
	6	2/4/2023 vs. Union (W, 10-1)
6.	5	9 times, Last: 2/8/2003 vs. Vermont (W, 8-1)

POWER-PLAY GOALS, PERIOD

1.	5	2/4/2023 vs. Union — 1st period (W, 10-1)
2.	4	1/2/1971 vs. Guelph — 2nd period (W, 7-2)
	4	11/18/1977 vs. York — 2nd period (W, 10-3)
	4	1/26/1980 vs. Maine — 3rd period (W, 6-2)
	4	2/8/2003 vs. Vermont — 2nd period (W, 8-1)
6.	3	23 times, Most recent: 11/7/2015 vs. Quinnipiac — 1st period (OTL, 4-5)

SHORT-HANDED GOALS, GAME

1.	4	12/18/1961 vs. Ohio (W, 9-0)
2.	3	1/13/1965 vs. Hamilton (W, 19-0)
3.	2	25 times, Last: 1/13/2012 at Quinnipiac (W, 3-2)

SHORT-HANDED GOALS, PERIOD

1.	3	12/18/1961 vs. Ohio — 2nd period (W, 9-0)
	3	1/13/1965 vs. Hamilton — 3rd period (W, 19-0)
3.	2	1/19/1967 vs. Colgate — 3rd period (W, 10-2)
	2	12/28/1976 vs. Princeton — 3rd period (W, 8-5)
	2	2/11/1978 at Dartmouth — 2nd period (W, 7-1)
	2	2/7/1986 at St. Lawrence — 3rd period (W, 7-4)
	2	12/29/1986 at Wisconsin — 3rd period (L, 5-7)
	2	2/20/1988 vs. Yale — 3rd period (W, 7-4)
	2	1/15/1995 vs. Army — 2nd period (W, 8-2)
	2	1/13/2012 at Quinnipiac — 3rd period (W, 3-2)

FASTEST GOALS TO BEGIN GAME

1.	0:06	Bob Murray (2/11/1974 vs. Yale)
2.	0:08	Robert Spitzmiller (2/12/1930 vs. St. Lawrence)
	0:08	Pete Marcov (12/13/1983 at Princeton)
	0:08	Doug Derracough (11/10/1990 vs. Princeton)
	0:08	Dalton Bancroft (11/8/2024 vs. Yale)
6.	0:09	Brian McCutcheon (1/3/1970 vs. Colgate)
7.	0:12	Tyler McManus (12/5/1992 at Harvard)
8.	0:13	Roger Eastman (12/14/1957 vs. Lehigh)
9.	0:14	Doug Ferguson (3/8/1966 vs. Boston College)
10.	0:15	Murray Stephen (1/16/1965 at Harvard)

FASTEST TWO GOALS

1.	0:05	3/5/1960 vs. Colgate (W, 5-2)
	0:05	2/14/2020 vs. Union (W, 5-2)
3.	0:06	3/9/1971 vs. Providence (W, 6-3)
	0:06	1/24/2025 vs. Harvard (W, 4-1)
5.	0:07	2/10/1965 at Hamilton (W, 14-0)
6.	0:08	1/27/1968 at Yale (W, 19-1)
	0:08	12/1/1978 vs. Brown (L, 5-7)
	0:08	3/8/1985 vs. Yale (W, 9-2)
	0:08	11/17/2017 vs. St. Lawrence (W, 6-1)
10.	0:09	Nine times, Last: 2/7/1986 at St. Lawrence (W, 7-4)

FASTEST TWO GOALS, GAME START

1.	0:36	11/23/1968 vs. Guelph (W, 13-0)
2.	1:11	3/2/1991 vs. Colgate (W, 8-1)
3.	1:14	11/26/2022 vs. UConn (W, 6-0)
4.	1:20	11/21/1964 vs. Waterloo (W, 5-4)
	1:23	1/24/2025 vs. Harvard (W, 4-1)
6.	1:40	12/14/1957 vs. Lehigh (W, 16-3)
7.	1:44	1/17/1987 vs. Brown (OTL, 4-5)
8.	1:53	3/5/1960 vs. Colgate (W, 5-2)
9.	1:54	2/7/1986 at St. Lawrence (W, 7-4)
10.	1:55	3/14/1969 vs. Michigan Tech (OTW, 4-3)

FASTEST THREE GOALS

1.	0:23	2/4/2023 vs. Union (W, 10-1) — <i>all PPG</i>
2.	0:24	2/28/1976 vs. Princeton (W, 8-2)
3.	0:29	1/13/1965 vs. Hamilton (W, 19-0) — <i>all SHG</i>
4.	0:32	1/20/1968 at Penn (W, 18-1)
5.	0:38	1/24/1969 at Penn (W, 10-3)
6.	0:40	3/4/1961 vs. Penn (W, 13-1)
7.	0:43	2/4/2023 vs. Union (W, 10-1)
8.	0:45	12/14/1957 vs. Lehigh (W, 16-3)
9.	0:51	3/10/1979 vs. Boston University (W, 7-4)
10.	0:52	1/9/1965 vs. Princeton (W, 7-3)

FASTEST THREE GOALS, GAME START

1.	2:29	2/28/1976 vs. Princeton (W, 8-2)
2.	3:28	11/23/1968 vs. Guelph (W, 13-0)
3.	3:47	3/2/1991 vs. Colgate (W, 8-1)
4.	3:52	11/24/1966 vs. McMaster (W, 14-2)
5.	4:30	2/22/1975 at Princeton (W, 9-5)
6.	4:33	12/5/1978 vs. St. Lawrence (W, 8-0)
7.	4:34	1/27/1968 at Yale (W, 19-1)
8.	5:03	12/18/1967 at Harvard (W, 9-0)
9.	5:09	1/13/1940 at St. Lawrence (W, 5-3)
10.	5:21	3/14/1969 vs. Michigan Tech (OTW, 4-3)

FASTEST FOUR GOALS

1.	0:54	2/4/2023 vs. Union (W, 10-1) — <i>first 3G were PPG</i>
2.	1:34	3/4/1961 vs. Penn (W, 13-1)
3.	1:35	1/21/1978 vs. Yale (W, 13-1)
4.	1:37	2/28/1976 vs. Princeton (W, 8-2)
5.	1:39	3/4/1961 vs. Penn (W, 13-1)
6.	1:43	11/25/1975 vs. uOttawa (W, 15-2)
7.	1:48	1/20/1968 at Penn (W, 18-1)
8.	2:01	11/25/1975 vs. uOttawa (W, 15-2)
9.	2:05	11/25/1975 vs. uOttawa (W, 15-2)
10.	2:06	12/3/1977 at Brown (L, 6-7)

FASTEST FIVE GOALS

1.	2:01	3/4/1961 vs. Penn (W, 13-1)
2.	2:29	11/25/1975 vs. uOttawa (W, 15-2)
3.	2:35	11/25/1975 vs. uOttawa (W, 15-2)
4.	3:04	1/21/1978 vs. Yale (W, 13-1)
5.	3:34	11/25/1975 vs. uOttawa (W, 15-2)
6.	3:35	2/4/2023 vs. Union (W, 10-1) — <i>first 4G were PPG</i>
7.	3:39	3/4/1961 vs. Penn (W, 13-1)
8.	3:42	1/27/1968 at Yale (W, 19-1)
9.	3:46	1/21/1978 at Yale (W, 19-1)
10.	3:56	1/27/1968 vs. Yale (W, 13-1)

MOST SAVES BY TEAM, GAME

1.	61	2/23/1959 vs. Harvard (L, 0-13) <i>John Detwiler (61 saves)</i>
	61	3/6/1982 at Yale (L, 2-5) <i>Brian Hayward (61 saves)</i>
3.	60	12/17/1958 vs. Yale (L, 1-12) <i>Pete Wheelwright (29 saves); John Detwiler (31 saves)</i>
	60	12/20/1962 vs. Clarkson (L, 3-8) <i>Laing Kennedy (60 saves)</i>
	60	1/3/1986 at British Columbia (W, 5-2) <i>Doug Dadswell (60 saves)</i>
	60	3/17/2013 at Quinnipiac (L, 2-3 — 2OT) <i>Andy Iles (60 saves)</i>
7.	59	3/26/2006 vs. Wisconsin (L, 0-1 — 3OT) <i>David McKee (59 saves)</i>
8.	58	1/10/1959 at Harvard (L, 0-18) <i>John Detwiler (58 saves)</i>
9.	57	3/14/1986 vs. Yale (W, 3-2 — 2OT) <i>Doug Dadswell (57 saves)</i>
	57	2/4/1961 at Harvard (L, 1-2) <i>Laing Kennedy (57 saves)</i>

POINTS IN SEASON, PLAYER

1.	83	Lance Nethery	1977-78
2.	78	Lance Nethery	1976-77
3.	74	Brian Cornell	1968-69
4.	71	Doug Ferguson	1965-66
5.	69	Carlo Ugolini	1972-73
6.	68	James Vaughan	1975-76
7.	66	Doug Derraugh	1990-91
8.	65	Lance Nethery	1978-79
9.	63	Larry Fullan	1971-72
	63	Doug Marrett	1972-73
	63	David Peace	1974-75

GOALS SCORED IN SEASON, PLAYER

1.	37	Doug Ferguson	1965-66
2.	34	Doug Marrett	1972-73
3.	32	Lance Nethery	1976-77
4.	31	James Vaughan	1975-76
	31	Brock Tredway	1978-79
6.	30	Doug Derraugh	1990-91
7.	29	Brian Cornell	1967-68
	29	Mark Trivett	1976-77
	29	Roy Kerling	1977-78
	29	Brock Tredway	1980-81

ASSISTS IN SEASON, PLAYER

1.	60	Lance Nethery	1977-78
2.	52	Brian Cornell	1968-69
3.	47	Lance Nethery	1978-79
4.	46	Lance Nethery	1976-77
5.	44	Carlo Ugolini	1972-73
6.	43	Larry Fullan	1971-72
7.	41	Brian Campbell	1974-75
8.	40	Peter Tufford	1968-69
9.	39	Michael Doran	1965-66
	39	Steve Bajinski	1974-75

SAVES IN SEASON, PLAYER

1.	967	Doug Dadswell	1985-86
2.	906	Mitch Gillam	2015-16
3.	898	Andy Iles	2012-13
4.	894	Ben Scrivens	2009-10
5.	883	Ben Scrivens	2007-08
6.	870	Andy Iles	2011-12
7.	857	Doug Dadswell	1984-85
8.	856	Jason Elliott	1997-98
9.	843	Mitch Gillam	2016-17
10.	836	Dave Elenbaas	1972-73

GOALS-AGAINST AVERAGE, SEASON

1.	1.20	Dave LeNeveu	2002-03
2.	1.24	David McKee	2004-05
3.	1.48	Ken Dryden	1966-67
4.	1.51	Matthew Galajda	2017-18
5.	1.52	Ken Dryden	1967-68
6.	1.56	Matthew Galajda	2019-20
7.	1.69	Ian Shane	2023-24
8.	1.72	Ian Shane	2022-23
9.	1.74	Ben Scrivens	2008-09
10.	1.81	Ken Dryden	1968-69

SHUTOUTS, SEASON

1.	10	David McKee	2004-05
2.	9	Dave LeNeveu	2002-03
3.	9	Matthew Galajda	2017-18
4.	7	Ben Scrivens	2008-09
5.	7	Ben Scrivens	2009-10
6.	7	Mitch Gillam	2015-16
7.	6	Ken Dryden	1967-68
8.	6	Andy Iles	2011-12
9.	5	Five times, Last: Ian Shane (2022-23)	

POINTS IN SEASON, TEAM

1.	530	1976-77	# of players with points:	20
2.	522	1977-78	# of players with points:	22
3.	502	1968-69	# of players with points:	18
4.	480	1967-68	# of players with points:	18
	474	1975-76	# of players with points:	26
6.	465	1971-72	# of players with points:	19
	465	1969-70	# of players with points:	17
8.	433	1978-79	# of players with points:	23
9.	430	1972-73	# of players with points:	19
10.	427	1974-75	# of players with points:	20

GOALS SCORED IN SEASON, TEAM

1.	204	1976-77	# of players with goals:	20
2.	195	1977-78	# of players with goals:	21
3.	190	1968-69	# of players with goals:	16
4.	187	1967-68	# of players with goals:	17
5.	179	1969-70	# of players with goals:	17
6.	176	1971-72	# of players with goals:	16
7.	174	1975-76	# of players with goals:	18
8.	166	1978-79	# of players with goals:	20
9.	164	1966-67	# of players with goals:	14
10.	159	1970-71	# of players with goals:	19

ASSISTS IN SEASON, TEAM

1.	327	1977-78	# of players with assists:	20
	326	1976-77	# of players with assists:	20
3.	312	1968-69	# of players with assists:	18
4.	300	1975-76	# of players with assists:	25
5.	293	1967-68	# of players with assists:	18
6.	289	1971-72	# of players with assists:	19
	286	1969-70	# of players with assists:	17
8.	274	1972-73	# of players with assists:	18
	270	1974-75	# of players with assists:	20
	267	1978-79	# of players with assists:	22

SAVES IN SEASON, TEAM

1.	1030	1985-86	Games: 32	SV/game: 32.19
2.	1026	1980-81	Games: 31	SV/game: 33.10
3.	1004	1997-98	Games: 33	SV/game: 30.42
4.	978	1996-97	Games: 35	SV/game: 27.94
5.	951	1979-80	Games: 31	SV/game: 30.68
6.	949	2010-11	Games: 34	SV/game: 27.91
7.	948	2007-08	Games: 36	SV/game: 26.33
8.	938	1993-94	Games: 30	SV/game: 31.27
9.	936	2015-16	Games: 34	SV/game: 27.53
10.	931	1984-85	Games: 30	SV/game: 31.03

GOALS-AGAINST AVERAGE, SEASON

1.	1.24	2004-05	GA: 44	Minutes: 2134:19
2.	1.26	2002-03	GA: 46	Minutes: 2187:32
3.	1.48	1967-68	GA: 43	Minutes: 1740:00
4.	1.52	2017-18	GA: 50	Minutes: 1978:38
5.	1.54	2019-20	GA: 45	Minutes: 1750:43
6.	1.59	1966-67	GA: 46	Minutes: 1740:00
7.	1.68	2001-02	GA: 61	Minutes: 2176:41
8.	1.80	2023-24	GA: 64	Minutes: 2135:41
9.	1.82	2003-04	GA: 59	Minutes: 1942:47
10.	1.84	2009-10	GA: 63	Minutes: 2049:53

SHUTOUTS, SEASON

1.	10	2004-05
	10	2017-18
3.	9	2002-03
4.	7	2008-09
	7	2009-10
	7	2015-16
	6	1967-68
8.	6	2011-12
9.	5	Eight times, Last: 2022-23

CAREER POINTS

1.	271	Lance Nethery	1975-79
2.	207	Brock Tredway	1977-81
3.	200	Roy Kerling	1977-78, 1979-82
4.	187	Doug Ferguson	1964-67
5.	177	Duanne Moeser	1982-86
6.	165	Larry Fullan	1969-72
7.	160	Peter Tufford	1966-69
8.	159	Gary Cullen	1981-85
9.	154	James Vaughan	1974-77
10.	153	Doug Derraugh	1987-91

CAREER GOALS SCORED

1.	113	Brock Tredway	1977-81
2.	93	Roy Kerling	1977-78, 1979-82
3.	91	Doug Ferguson	1964-67
	91	Lance Nethery	1975-79
5.	81	Duanne Moeser	1982-86
6.	73	Joe Nieuwendyk	1984-87
7.	71	James Vaughan	1974-77
	71	Matt Moulson	2002-06
9.	68	John Hughes	1967-70
	68	Peter Tufford	1966-69
	68	Trent Andison	1987-91

CAREER ASSISTS

1.	180	Lance Nethery	1975-79
2.	108	Larry Fullan	1969-72
3.	107	Roy Kerling	1977-78, 1979-82
4.	105	Gary Cullen	1981-85
5.	96	Doug Ferguson	1964-67
	96	Duanne Moeser	1982-86
7.	95	Brian Cornell	1966-69
8.	94	Brock Tredway	1977-81
9.	93	Kyle Knopp	1995-99
10.	92	Brian Campbell	1973-76
	92	Peter Tufford	1966-69

CAREER SAVES

1.	2988	Andy Iles	2010-14
2.	2824	Ben Scrivens	2006-10
3.	2462	Jason Elliott	1994-98
4.	2403	Mitch Gillam	2013-17
5.	2228	Corrie D'Alessio	1987-91
	2225	Brian Hayward	1978-82
7.	2208	David McKee	2003-06
8.	2177	Ian Shane	2021-Pres.
9.	2143	Darren Eliot	1979-83
10.	2052	Matt Underhill	1998-02

CAREER GOALS-AGAINST AVERAGE

1.	1.29	Dave LeNeveu	2001-03
2.	1.60	Ken Dryden	1966-69
3.	1.64	Matthew Galajda	2017-20
4.	1.71	David McKee	2003-06
5.	1.87	Ian Shane	2021-Pres.
6.	1.91	Ben Scrivens	2006-10
7.	2.13	Brian Cropper	1968-71
8.	2.15	Mitch Gillam	2013-17
9.	2.26	Andy Iles	2010-14
10.	2.32	Matt Underhill	1998-02

CAREER SHUTOUTS

1.	19	Matthew Galajda	2017-20
	19	Ben Scrivens	2006-10
3.	18	David McKee	2003-06
4.	13	Ken Dryden	1966-69
	13	Ian Shane	2021-Pres.
6.	11	Dave LeNeveu	2001-03
	11	Mitch Gillam	2013-17
8.	10	Laing Kennedy	1960-63
9.	9	Andy Iles	2010-14
10.	7	Brian Cropper	1968-71
	7	Errol McKibbin	1963-66

2024-25 OVERALL STATISTICS

Overall **14-10-6** Home **9-4-1** Away **4-6-4** Neutral **1-0-1** ECAC Hockey **10-8-4**

#	PLAYER	GP	G	A	PTS	SH	SH%	+/-	PN-MIN	MIN	MAJ	OTH	PPG	SHG	FG	GWG	GTG	OTG	HT	PN	UA	BLK	SHOOTOUTS		
																							G	ATT	PCT
14	Ryan Walsh	30	13	12	25	73	.178	+8	8-16	8	0	0	3	0	1	2	1	0	0	0	1	16	0	2	.000
17	Dalton Bancroft	30	14	9	23	91	.154	+6	10-42	6	2	2	3	1	2	4	0	0	1	0	0	15	3	5	.600
12	Tim Rego	30	7	13	20	45	.156	+10	5-18	4	0	1	0	0	2	1	0	0	0	0	0	27	0	0	—
26	Ondrej Psenicka	24	8	10	18	49	.163	+7	5-10	5	0	0	3	0	1	1	1	0	0	0	1	14	0	0	—
19	Sullivan Mack	26	6	12	18	57	.105	+8	4-19	2	1	1	0	0	1	0	0	0	0	0	0	9	0	0	—
9	Jack O'Leary	29	6	9	15	37	.162	+5	4-19	2	1	1	0	0	1	2	2	0	0	0	0	9	0	0	—
10	Jake Kraft	30	7	6	13	52	.135	+7	2-4	2	0	0	0	0	2	1	0	0	0	0	1	9	0	0	—
16	Charlie Major	22	3	10	13	47	.064	+5	3-6	3	0	0	0	0	1	1	0	1	0	0	0	8	0	1	.000
21	Ben Robertson	30	2	11	13	40	.050	+4	2-4	2	0	0	1	0	0	0	0	0	0	0	0	25	2	2	1.000
6	George Fegaras	24	1	12	13	41	.024	+3	5-10	5	0	0	0	0	0	0	0	0	0	0	0	17	0	0	—
28	Nick DeSantis	29	7	5	12	40	.175	+11	8-24	7	0	1	1	0	2	0	1	0	0	0	2	9	0	0	—
38	Jonathan Castagna	26	3	9	12	52	.058	-2	7-14	7	0	0	0	0	0	0	0	0	0	0	0	14	0	0	—
5	Hoyt Stanley	29	2	9	11	30	.067	+10	11-36	8	2	1	0	0	1	0	0	0	0	0	0	40	0	0	—
18	Kyler Kovich	30	4	6	10	34	.118	+12	8-19	7	1	0	0	0	1	1	0	0	0	0	0	11	0	0	—
27	Michael Suda	30	0	8	8	29	.000	+10	8-16	8	0	0	0	0	0	0	0	0	0	0	0	27	3	4	.750
4	Hank Kempf	30	2	5	7	26	.077	+5	6-12	6	0	0	0	0	0	0	0	0	0	0	0	28	0	1	.000
15	Tyler Catalano	30	2	4	6	25	.080	+2	9-26	8	0	1	0	0	0	1	0	0	0	0	1	5	0	0	—
22	Kyle Penney	19	5	0	5	39	.128	+6	2-15	0	1	1	0	1	0	0	0	0	0	0	0	9	0	0	—
3	Jack O'Brien	24	0	3	3	14	.000	+4	1-2	1	0	0	0	0	0	0	0	0	0	0	0	6	0	0	—
24	Nicholas Wolfenberg	14	1	1	2	8	.125	+2	1-2	1	0	0	0	0	0	0	0	0	0	0	0	3	0	0	—
7	Jimmy Rayhill	6	0	1	1	3	.000	0	0-0	0	0	0	0	0	0	0	0	0	0	0	0	2	0	0	—
30	Ian Shane	28	0	1	1	0	.000	0	1-2	1	0	0	0	0	0	0	0	0	0	0	0	0	0	0	—
33	Remington Keopple	5	0	1	1	0	.000	0	0-0	0	0	0	0	0	0	0	0	0	0	0	0	0	0	0	—
11	Sean Donaldson	15	0	0	0	15	.000	-7	4-19	2	1	1	0	0	0	0	0	0	0	0	0	1	0	0	—
13	Marian Mosko	2	0	0	0	1	.000	-1	0-0	0	0	0	0	0	0	0	0	0	0	0	0	1	0	0	—
29	Parker Murray	3	0	0	0	1	.000	0	1-2	1	0	0	0	0	0	0	0	0	0	0	0	0	0	0	—
TEAM									3-6																
TOTALS		30	93	158	251	849	.110	+115	118-343	99	9	10	11	2	15	14	5	1	1	0	6	305	8	15	.533
OPPONENTS		30	72	115	187	664	.108	-129	122-299	112	5	5	15	3	15	10	1	0	1	0	7	384	3	16	.188

#	PLAYER	GP-GS	MIN	GA	GAA	SV	SV%	W	L	T	SHO	PPG	SHG	ENG
30	Ian Shane	28-28	1599:25	63	2.36	524	.893	12	10	6	2	14	2	0
33	Remington Keopple	5-2	209:37	3	0.86	68	.958	2	0	0	1	1	0	0
EMPTY NET			23:56	6	—	—	—	—	—	—	—	0	1	6
TOTALS		30	1832:58	72	2.36	592	.892	14	10	6	3	15	3	6
OPPONENTS		30	1832:58	93	3.04	756	.890	10	14	6	1	11	2	5

FACEOFFS

#	PLAYER	W	L	PCT
28	Nick DeSantis	3	2	.600
38	Jonathan Castagna	234	164	.588
14	Ryan Walsh	356	274	.565
18	Kyler Kovich	85	72	.541
15	Tyler Catalano	96	91	.513
9	Jack O'Leary	7	7	.500
12	Tim Rego	1	1	.500
16	Charlie Major	95	98	.492
26	Ondrej Psenicka	9	11	.450
22	Kyle Penney	18	23	.439
17	Dalton Bancroft	7	9	.438
19	Sullivan Mack	5	8	.385
10	Jake Kraft	3	9	.250
7	Jimmy Rayhill	0	1	.000
11	Sean Donaldson	0	1	.000
TOTALS		919	771	.544
OPPONENTS		771	919	.456

POWER-PLAY SCORING

#	PLAYER	G	A	PTS	SH	SH%
6	George Fegaras	0	7	7	4	.000
14	Ryan Walsh	3	2	5	20	.150
17	Dalton Bancroft	3	1	4	27	.111
21	Ben Robertson	1	3	4	14	.071
12	Tim Rego	0	4	4	8	.000
16	Charlie Major	0	4	4	15	.000
26	Ondrej Psenicka	3	0	3	13	.231
28	Nick DeSantis	1	0	1	6	.167
38	Jonathan Castagna	0	1	1	9	.000

SHORT-HANDED SCORING

#	PLAYER	G	A	PTS	SH	SH%
17	Dalton Bancroft	1	0	1	5	.200
22	Kyle Penney	1	0	1	3	.333
14	Ryan Walsh	0	1	1	5	.000

PERIOD-BY-PERIOD STATS

GOALS	1ST	2ND	3RD	OT	TOTAL
Cornell	29	27	36	1	93
Opponents	20	32	20	0	72
Difference	+9	-5	+16	+1	+21
SHOTS	1ST	2ND	3RD	OT	TOTAL
Cornell	253	256	312	28	849
Opponents	208	257	191	8	664
Difference	+45	-1	+121	+20	+185
SAVES	1ST	2ND	3RD	OT	TOTAL
Cornell	188	225	171	8	592
Opponents	224	229	276	27	756
Difference	-36	-4	-105	-19	-164

2024-25 ECAC HOCKEY STATISTICS

Overall14-10-6

Home9-4-1

Away4-6-4

Neutral1-0-1

ECAC Hockey10-8-4

#	PLAYER	GP	G	A	PTS	SH	SH%	+/-	PN-MIN	MIN	MAJ	OTH	PPG	SHG	FG	GWG	GTG	OTG	HT	PN	UA	BLK	SHOOTOUTS			
																							G	ATT	PCT	
17	Dalton Bancroft	22	12	8	20	65	.185	+8	7-36	3	2	2	3	0	2	3	0	0	1	0	0	13	2	3	.667	
14	Ryan Walsh	22	10	8	18	58	.172	+7	5-10	5	0	0	3	0	1	2	1	0	0	0	0	12	0	1	.000	
12	Tim Rego	22	3	12	15	27	.111	+5	4-16	3	0	1	0	0	1	0	0	0	0	0	0	18	0	0	—	
26	Ondrej Psenicka	16	6	8	14	33	.182	+9	4-8	4	0	0	2	0	1	0	0	0	0	0	1	11	0	0	—	
19	Sullivan Mack	18	4	10	14	31	.129	+5	2-4	2	0	0	0	0	0	0	0	0	0	0	0	5	0	0	—	
9	Jack O'Leary	21	4	8	12	27	.148	0	2-15	0	1	1	0	0	1	2	1	0	0	0	0	5	0	0	—	
16	Charlie Major	14	3	8	11	28	.107	+6	1-2	1	0	0	0	0	1	1	0	1	0	0	0	7	0	1	.000	
6	George Fegaras	18	1	10	11	24	.042	+3	5-10	5	0	0	0	0	0	0	0	0	0	0	0	11	0	0	—	
10	Jake Kraft	22	5	5	10	33	.152	+3	1-2	1	0	0	0	0	1	1	0	0	0	0	1	9	0	0	—	
18	Kyler Kovich	22	4	6	10	28	.143	+12	6-15	5	1	0	0	0	1	1	0	0	0	0	0	8	0	0	—	
28	Nick DeSantis	21	5	4	9	35	.143	+9	7-22	6	0	1	1	0	1	0	1	0	0	0	1	4	0	0	—	
21	Ben Robertson	22	2	7	9	28	.071	-1	2-4	2	0	0	1	0	0	0	0	0	0	0	0	21	2	2	1.000	
38	Jonathan Castagna	18	2	5	7	30	.067	-6	3-6	3	0	0	0	0	0	0	0	0	0	0	0	13	0	0	—	
5	Hoyt Stanley	21	1	6	7	24	.042	+8	9-32	6	2	1	0	0	1	0	0	0	0	0	0	26	0	0	—	
4	Hank Kempf	22	2	3	5	17	.118	+5	4-8	4	0	0	0	0	0	0	0	0	0	0	0	19	0	0	—	
27	Michael Suda	22	0	5	5	20	.000	+8	7-14	7	0	0	0	0	0	0	0	0	0	0	0	22	2	3	.667	
22	Kyle Penney	16	4	0	4	31	.129	+3	2-15	0	1	1	0	1	0	0	0	0	0	0	1	5	0	0	—	
15	Tyler Catalano	22	1	3	4	21	.048	+1	7-22	6	0	1	0	0	0	0	0	0	0	0	0	6	0	0	—	
3	Jack O'Brian	16	0	3	3	12	.000	+4	0-0	0	0	0	0	0	0	0	0	0	0	0	0	3	0	0	—	
7	Jimmy Rayhill	6	0	1	1	3	.000	0	0-0	0	0	0	0	0	0	0	0	0	0	0	0	2	0	0	—	
30	Ian Shane	20	0	1	1	0	.000	0	1-2	1	0	0	0	0	0	0	0	0	0	0	0	0	0	0	0	—
33	Remington Keopple	4	0	1	1	0	.000	0	0-0	0	0	0	0	0	0	0	0	0	0	0	0	0	0	0	0	—
11	Sean Donaldson	12	0	0	0	14	.000	-6	4-19	2	1	1	0	0	0	0	0	0	0	0	0	1	0	0	—	
13	Marian Mosko	2	0	0	0	1	.000	-1	0-0	0	0	0	0	0	0	0	0	0	0	0	0	1	0	0	—	
24	Nicholas Wolfenberg	10	0	0	0	4	.000	+1	0-0	0	0	0	0	0	0	0	0	0	0	0	0	3	0	0	—	
29	Parker Murray	3	0	0	0	1	.000	0	1-2	1	0	0	0	0	0	0	0	0	0	0	0	0	0	0	0	—
TEAM		3-6																								
TOTALS		22	69	122	191	595	.116	+83	87-270	70	8	9	10	1	11	10	3	1	1	0	4	225	6	10	.600	
OPPONENTS		22	53	83	136	473	.112	-91	92-247	81	5	3	12	2	11	8	1	0	1	0	5	282	3	10	.300	

#	PLAYER	GP-GS	MIN	GA	GAA	SV	SV%	W	L	T	SHO	PPG	SHG	ENG
30	Ian Shane	20-20	1154:35	45	2.34	362	.889	8	8	4	2	11	1	0
33	Remington Keopple	4-2	172:34	3	1.04	58	.951	2	0	0	1	1	0	0
EMPTY NET			15:49	5	—	—	—	—	—	—	—	0	1	5
TOTALS		22	1342:58	53	2.37	420	.888	10	8	4	3	12	2	5
OPPONENTS		22	1342:58	69	3.08	526	.884	8	10	4	0	10	1	1

FACEOFFS

POWER-PLAY SCORING

PERIOD-BY-PERIOD STATS

#	PLAYER	W	L	PCT
28	Nick DeSantis	3	1	.750
38	Jonathan Castagna	166	113	.595
14	Ryan Walsh	272	198	.579
18	Kyler Kovich	69	60	.535
15	Tyler Catalano	72	66	.522
12	Tim Rego	1	1	.500
22	Kyle Penney	16	18	.471
26	Ondrej Psenicka	8	9	.471
9	Jack O'Leary	5	6	.455
17	Dalton Bancroft	5	6	.455
16	Charlie Major	46	65	.414
10	Jake Kraft	2	8	.200
19	Sullivan Mack	1	4	.200
7	Jimmy Rayhill	0	1	.000
11	Sean Donaldson	0	1	.000
TOTALS		666	557	.545
OPPONENTS		557	666	.455

#	PLAYER	G	A	PTS	SH	SH%
6	George Fegaras	0	6	6	4	.000
14	Ryan Walsh	3	2	5	16	.188
17	Dalton Bancroft	3	1	4	17	.176
21	Ben Robertson	1	3	4	10	.100
12	Tim Rego	0	4	4	4	.000
16	Charlie Major	0	3	3	10	.000
26	Ondrej Psenicka	2	0	2	10	.200
28	Nick DeSantis	1	0	1	6	.167
38	Jonathan Castagna	0	1	1	7	.000

SHORT-HANDED SCORING

#	PLAYER	G	A	PTS	SH	SH%
22	Kyle Penney	1	0	1	2	.500

GOALS	1ST	2ND	3RD	OT	TOTAL
Cornell	21	24	23	1	69
Opponents	14	20	19	0	53
Difference	+7	+4	+4	+1	+16
SHOTS	1ST	2ND	3RD	OT	TOTAL
Cornell	178	188	209	20	595
Opponents	161	166	142	4	473
Difference	+17	+22	+67	+16	+122
SAVES	1ST	2ND	3RD	OT	TOTAL
Cornell	147	146	123	4	420
Opponents	157	164	186	19	526
Difference	-10	-18	-63	-15	-106

2024-25 PERIOD-BY-PERIOD COMPARISONS

DATE		OPPONENT		GOALS												SHOTS																	
				TOTAL			CU BY PERIOD				OPP BY PERIOD				+/- BY PERIOD				TOTAL			CU BY PERIOD				OPP BY PERIOD				+/- BY PERIOD			
				CU	OPP	+/-	1	2	3	OT	1	2	3	OT	1	2	3	OT	CU	OPP	+/-	1	2	3	OT	1	2	3	OT	1	2	3	OT
11/1	North Dakota	4	1	+1	3	0	1	—	1	0	0	—	+2	0	+1	—	21	24	-3	6	10	5	—	5	10	9	—	+1	0	-4	—		
11/2	North Dakota	5	3	+2	1	1	3	—	0	3	0	—	+1	-2	+3	—	28	28	0	11	4	13	—	5	15	8	—	+6	-11	+5	—		
11/8	Yale	2	2	0	1	1	0	0	1	1	0	0	0	0	0	0	33	10	+23	5	10	13	5	3	6	0	1	+2	+4	+13	+4		
11/9	Brown	3	1	+2	0	1	2	—	1	0	0	—	-1	+1	+2	—	31	19	+12	7	11	13	—	9	5	5	—	-2	+6	+8	—		
11/15	at Dartmouth	3	4	-1	0	1	2	—	0	2	2	—	0	-1	0	—	32	23	+9	11	7	14	—	8	5	10	—	+3	+2	+4	—		
11/16	at Harvard	2	2	0	0	1	1	0	1	1	0	0	-1	0	+1	0	26	34	-8	6	5	12	3	13	11	10	0	-7	-6	+2	+3		
11/22	Quinnipiac	1	3	-2	1	0	0	—	1	0	2	—	0	0	-2	—	16	23	-7	5	5	6	—	5	9	9	—	0	-4	-3	—		
11/23	Princeton	5	0	+5	3	0	2	—	0	0	0	—	+3	0	+2	—	24	24	0	12	7	5	—	8	9	7	—	+4	-2	-2	—		
11/30	vs. Quinnipiac	3	3	0	2	0	1	0	0	3	0	0	+2	-3	+1	0	33	29	+4	15	4	13	1	6	14	6	3	+9	-10	+7	-2		
12/6	Colgate	3	2	+1	0	1	1	1	1	1	0	0	-1	0	+1	+1	31	10	+21	5	12	11	3	4	4	2	0	+1	+8	+9	+3		
12/7	at Colgate	3	6	-3	1	1	1	—	1	2	3	—	0	-1	-2	—	20	22	-2	3	9	8	—	8	5	9	—	-5	+4	-1	—		
1/3	vs. UMass	4	2	+2	0	1	3	—	1	1	0	—	-1	0	+3	—	35	24	+11	9	10	16	—	6	13	5	—	+3	-3	+11	—		
1/4	at Arizona State	0	4	-4	0	0	0	—	2	2	0	—	-2	-2	0	—	34	28	+6	8	9	17	—	11	12	5	—	-3	-3	+12	—		
1/10	at Sacred Heart	1	1	0	1	0	0	0	1	0	0	0	0	0	0	0	41	18	+23	9	13	12	7	5	6	6	1	+4	+7	+6	+6		
1/11	at Sacred Heart	2	4	-2	0	1	1	—	1	2	1	—	-1	-1	0	—	29	21	+8	8	11	10	—	7	9	5	—	+1	+2	+5	—		
1/17	at Princeton	6	2	+4	2	2	2	—	1	0	1	—	+1	+2	+1	—	31	25	+6	10	13	8	—	7	9	9	—	+3	+4	-1	—		
1/18	at Quinnipiac	2	2	0	1	0	1	0	0	2	0	0	+1	-2	+1	0	25	24	+1	7	6	6	6	6	15	3	0	+1	-9	+3	+6		
1/24	Harvard	4	1	+3	2	1	1	—	0	1	0	—	+2	0	+1	—	24	15	+9	11	7	6	—	6	6	3	—	+5	+1	+3	—		
1/25	Dartmouth	1	6	-5	0	1	0	—	1	2	3	—	-1	-1	-3	—	17	30	-13	6	6	5	—	7	11	12	—	-1	-5	-7	—		
1/31	at St. Lawrence	1	2	-1	0	1	0	—	1	1	0	—	-1	0	0	—	28	29	-1	5	10	13	—	10	15	4	—	-5	-5	+9	—		
2/1	at Clarkson	3	3	0	2	1	0	0	1	2	0	0	+1	-1	0	0	27	37	-10	8	4	12	3	11	11	12	3	-3	-7	0	0		
2/7	RPI	4	2	+2	1	1	2	—	0	0	2	—	+1	+1	0	—	30	18	+12	13	7	10	—	6	3	9	—	+7	+4	+1	—		
2/8	Union	1	4	-3	0	1	0	—	1	1	2	—	-1	0	-2	—	31	24	+7	8	12	11	—	13	5	6	—	-5	+7	+5	—		
2/14	at Brown	6	1	+5	1	3	2	—	0	0	1	—	+1	+3	+1	—	31	18	+13	7	14	10	—	5	8	5	—	+2	+6	+5	—		
2/15	at Yale	5	3	+2	2	3	0	—	0	2	1	—	+2	+1	-1	—	22	26	-4	10	8	4	—	6	10	10	—	+4	-2	-6	—		
2/21	Clarkson	1	3	-2	0	1	0	—	0	1	2	—	0	0	-2	—	25	11	+14	6	10	9	—	4	3	4	—	+2	+7	+5	—		
2/22	St. Lawrence	6	0	+6	2	2	2	—	0	0	0	—	+2	+2	+2	—	31	13	+18	14	9	8	—	7	1	5	—	+7	+8	+3	—		
2/28	at Union	1	4	-3	1	0	0	—	3	1	0	—	-2	-1	0	—	20	17	+3	6	5	9	—	6	7	4	—	0	-2	+5	—		
3/1	at RPI	6	0	+6	1	1	4	—	0	0	0	—	+1	+1	+4	—	40	21	+19	13	11	16	—	9	8	4	—	+4	+3	+12	—		
3/8	Yale	5	1	+4	1	0	4	—	0	1	0	—	+1	-1	+4	—	33	19	+13	9	7	17	—	2	12	5	—	+7	-5	+12	—		

2024-25 GAME-BY-GAME SCORING BREAKDOWN

Date	Opponent	3 O'Brien	4 Kempf	5 Stanley	6 Fegaras	7 Rayhill	8 Devlin	9 O'Leary	10 Kraft	11 Donaldson	12 Rego	13 Mosko	14 Walsh	15 Catalano	16 Major
11/1	North Dakota	0-0-0	0-0-0	0-1-1	DND	DND	DND	0-0-0	0-0-0	DND	0-0-0	DND	0-0-0	1-0-1	0-0-0
11/2	North Dakota	0-0-0	0-1-1	0-0-0	DND	DND	DND	1-0-1	1-1-2	DND	1-1-2	DND	1-2-3	0-1-1	0-1-1
11/8	Yale	DNP	0-1-1	0-0-0	DND	DND	DND	1-0-1	0-1-1	0-0-0	0-0-0	DND	0-1-1	0-0-0	0-0-0
11/9	Brown	DNP	0-0-0	0-0-0	DND	DND	DND	0-0-0	0-0-0	0-0-0	0-0-0	DND	1-0-1	0-0-0	0-0-0
11/15	at Dartmouth	0-1-1	0-0-0	0-1-1	DND	DND	DND	0-0-0	0-0-0	0-0-0	0-0-0	DND	0-0-0	1-0-1	0-1-1
11/16	at Harvard	0-0-0	0-0-0	0-0-0	DND	DND	DND	0-0-0	0-0-0	0-0-0	1-1-2	DND	1-0-1	0-0-0	0-1-1
11/22	Quinnipiac	DNP	0-0-0	0-0-0	0-0-0	DND	DND	0-0-0	0-0-0	0-0-0	0-1-1	DND	0-0-0	0-0-0	0-0-0
11/23	Princeton	0-0-0	0-0-0	0-0-0	0-2-2	DND	DND	0-1-1	1-0-1	0-0-0	0-1-1	DND	1-1-2	0-0-0	0-1-1
11/30	vs. Quinnipiac	0-0-0	0-1-1	0-0-0	0-0-0	DND	DND	1-0-1	0-0-0	0-0-0	0-0-0	DND	0-1-1	0-0-0	0-0-0
12/6	Colgate	DNP	0-1-1	0-0-0	0-1-1	DND	DND	1-0-1	0-0-0	0-0-0	0-0-0	DND	1-0-1	0-0-0	1-1-2
12/7	at Colgate	0-0-0	0-0-0	0-0-0	0-2-2	DND	DND	0-1-1	0-1-1	0-0-0	0-0-0	DND	0-0-0	0-1-1	0-0-0
1/3	vs. UMass	0-0-0	0-0-0	0-2-2	0-0-0	DND	DND	0-1-1	0-0-0	0-0-0	1-0-1	DND	1-0-1	0-0-0	0-0-0
1/4	at Arizona State	0-0-0	0-0-0	0-0-0	0-0-0	DND	DND	0-0-0	0-0-0	DND	0-0-0	DND	0-0-0	0-0-0	0-0-0
1/10	at Sacred Heart	0-0-0	0-0-0	0-0-0	0-0-0	0-1-1	DND	DND	0-0-0	0-0-0	0-0-0	DND	0-0-0	0-0-0	0-0-0
1/11	at Sacred Heart	0-0-0	0-0-0	0-0-0	0-0-0	DND	DND	0-0-0	1-0-1	DND	0-0-0	DND	1-1-2	0-0-0	0-0-0
1/17	at Princeton	0-0-0	0-0-0	0-0-0	0-0-0	0-0-0	DND	0-0-0	1-2-3	DND	0-1-1	DND	1-2-3	0-0-0	DND
1/18	at Quinnipiac	0-0-0	0-0-0	0-0-0	0-1-1	0-0-0	DND	0-0-0	0-0-0	DND	0-2-2	DND	0-0-0	0-0-0	DND
1/24	Harvard	0-0-0	0-0-0	0-0-0	0-1-1	0-0-0	DND	0-0-0	1-0-1	DND	0-1-1	DND	1-0-1	0-0-0	DND
1/25	Dartmouth	0-0-0	0-0-0	0-0-0	1-0-1	DNP	DND	0-0-0	0-0-0	DND	0-0-0	DND	0-0-0	0-0-0	DND
1/31	at St. Lawrence	0-0-0	1-0-1	DND	0-0-0	0-0-0	DND	DND	0-0-0	DND	0-0-0	0-0-0	0-0-0	0-1-1	DND
2/1	at Clarkson	0-0-0	0-1-1	1-0-1	0-0-0	0-0-0	DND	0-3-3	1-0-1	DND	0-0-0	0-0-0	0-0-0	0-0-0	DND
2/7	RPI	0-0-0	0-0-0	0-1-1	0-1-1	DND	DND	1-0-1	0-0-0	DND	0-2-2	DND	0-0-0	0-0-0	DND
2/8	Union	0-0-0	0-0-0	0-0-0	0-0-0	DND	DND	0-0-0	0-0-0	DND	0-1-1	DND	0-0-0	0-0-0	DND
2/14	at Brown	0-0-0	0-0-0	0-1-1	0-0-0	DND	DND	0-2-2	0-0-0	0-0-0	1-0-1	DND	2-1-3	0-0-0	1-1-2
2/15	at Yale	0-1-1	0-0-0	0-1-1	0-0-0	DND	DND	0-0-0	1-0-1	0-0-0	0-1-1	DND	2-1-3	0-1-1	0-1-1
2/21	Clarkson	0-0-0	0-0-0	0-0-0	0-0-0	DND	DND	0-0-0	0-0-0	0-0-0	0-0-0	DND	0-0-0	0-0-0	0-0-0
2/22	St. Lawrence	DND	1-0-1	0-1-1	0-0-0	0-1-1	DND	1-1-2	0-0-0	0-0-0	0-1-1	DND	0-1-1	0-0-0	0-2-2
2/28	at Union	0-0-0	0-0-0	0-0-0	0-0-0	DND	DND	0-0-0	0-0-0	DND	1-0-1	DND	0-0-0	0-0-0	0-0-0
3/1	at RPI	0-1-1	0-0-0	0-1-1	0-2-2	DND	DND	0-0-0	0-1-1	DND	0-0-0	DND	0-1-1	0-0-0	1-0-1
3/8	Yale	0-0-0	0-0-0	1-0-1	0-1-1	DND	DND	0-0-0	0-0-0	DND	2-0-2	DND	0-0-0	0-0-0	0-1-1

Date	Opponent	17 Bancroft	18 Kovich	19 Mack	21 Robertson	22 Penney	23 Wallace	24 Wolfenberg	26 Psenicka	27 Suda	28 DeSantis	29 Murray	30 Shane	33 Keopple	38 Castagna
11/1	North Dakota	0-0-0	0-0-0	1-1-2	0-1-1	0-0-0	DND	1-0-1	0-0-0	0-0-0	1-0-1	DND	0-0-0	DNP	0-2-2
11/2	North Dakota	0-0-0	0-0-0	0-0-0	0-0-0	1-0-1	DND	0-0-0	0-0-0	0-1-1	0-0-0	DND	0-0-0	DNP	0-0-0
11/8	Yale	1-0-1	0-0-0	0-0-0	0-0-0	0-0-0	DND	0-0-0	DND	0-0-0	0-0-0	DND	0-0-0	DNP	0-1-0
11/9	Brown	2-1-3	0-1-1	0-0-0	0-1-1	0-0-0	DND	0-0-0	DND	0-1-1	0-0-0	DND	0-0-0	DNP	0-0-0
11/15	at Dartmouth	0-0-0	0-0-0	DND	0-1-1	2-0-2	DND	0-0-0	DND	0-0-0	0-0-0	0-0-0	0-0-0	DNP	0-0-0
11/16	at Harvard	0-0-0	0-0-0	DND	0-0-0	0-0-0	DND	0-0-0	DND	0-0-0	0-1-1	0-0-0	0-1-1	DNP	0-0-0
11/22	Quinnipiac	0-0-0	0-0-0	DND	0-0-0	0-0-0	DND	DND	0-0-0	0-0-0	0-0-0	DND	0-0-0	DNP	1-0-1
11/23	Princeton	1-0-1	0-0-0	DND	1-1-2	0-0-0	DND	DND	1-1-2	0-1-1	0-0-0	DND	0-0-0	DNP	0-0-0
11/30	vs. Quinnipiac	1-0-1	0-0-0	1-1-2	0-0-0	DND	DND	DND	0-0-0	0-0-0	0-0-0	DND	0-0-0	DNP	0-2-2
12/6	Colgate	0-0-0	0-0-0	0-0-0	0-0-0	DND	DND	DND	0-1-1	0-0-0	0-0-0	DND	0-0-0	DNP	0-1-1
12/7	at Colgate	0-1-1	1-0-1	0-0-0	0-0-0	DND	DND	DND	2-0-2	0-0-0	0-0-0	DND	0-0-0	0-0-0	0-0-0
1/3	vs. UMass	1-0-1	0-0-0	0-0-0	0-1-1	DND	DND	DND	0-1-1	0-1-1	0-0-0	DND	0-0-0	DNP	1-0-1
1/4	at Arizona State	0-0-0	0-0-0	0-0-0	0-0-0	DND	DND	0-0-0	0-0-0	0-0-0	0-0-0	DND	0-0-0	DNP	0-0-0
1/10	at Sacred Heart	0-1-1	0-0-0	0-0-0	0-0-0	DND	DND	DND	1-0-1	0-0-0	0-0-0	DND	0-0-0	DNP	0-0-0
1/11	at Sacred Heart	0-0-0	0-0-0	0-0-0	0-0-0	DND	DND	0-1-1	0-0-0	0-0-0	0-1-1	DND	0-0-0	0-0-0	0-0-0
1/17	at Princeton	1-0-1	1-0-1	0-1-1	0-2-2	DND	DND	0-0-0	0-1-1	0-2-2	0-0-0	DND	DNP	0-0-0	1-1-2
1/18	at Quinnipiac	0-0-0	0-1-1	0-0-0	0-0-0	DND	DND	0-0-0	1-0-1	0-0-0	1-0-1	DND	0-0-0	DNP	0-0-0
1/24	Harvard	0-1-1	0-0-0	0-0-0	0-0-0	0-0-0	DND	DND	0-1-1	0-0-0	2-0-2	DND	0-0-0	DNP	0-0-0
1/25	Dartmouth	0-0-0	0-0-0	0-0-0	0-0-0	0-0-0	DND	DND	0-1-1	0-0-0	0-1-1	DND	0-0-0	DNP	0-0-0
1/31	at St. Lawrence	0-0-0	0-1-1	0-0-0	0-0-0	DND	DND	0-0-0	DND	0-0-0	DND	0-0-0	0-0-0	DNP	0-0-0
2/1	at Clarkson	0-0-0	0-0-0	1-1-2	0-0-0	DND	DND	0-0-0	DND	0-0-0	0-0-0	DND	0-0-0	DNP	0-1-1
2/7	RPI	0-0-0	0-1-1	0-0-0	0-0-0	1-0-1	DND	0-0-0	1-0-1	0-0-0	1-1-2	DND	0-0-0	DNP	0-0-0
2/8	Union	0-0-0	1-0-1	0-0-0	0-0-0	0-0-0	DND	DNP	0-1-1	0-0-0	0-0-0	DND	0-0-0	DNP	0-0-0
2/14	at Brown	0-2-2	0-1-1	0-3-3	0-0-0	1-0-1	DND	DND	1-0-1	0-0-0	0-0-0	DND	0-0-0	DNP	DND
2/15	at Yale	2-0-2	0-0-0	0-2-2	0-0-0	0-0-0	DND	DND	0-1-1	0-0-0	0-0-0	DND	0-0-0	DNP	DND
2/21	Clarkson	0-0-0	0-1-1	1-0-1	0-0-0	0-0-0	DND	DND	0-0-0	0-0-0	0-1-1	DND	0-0-0	DNP	DND
2/22	St. Lawrence	3-1-4	0-0-0	1-1-2	0-2-2	0-0-0	DND	DND	0-0-0	0-0-0	0-0-0	DND	0-0-0	DNP	DND
2/28	at Union	0-1-1	0-0-0	0-1-1	0-0-0	0-0-0	DND	DND	0-0-0	0-0-0	0-0-0	DND	0-0-0	0-0-0	0-0-0
3/1	at RPI	1-1-2	1-0-1	1-1-2	1-0-1	0-0-0	DND	DND	0-1-1	0-1-1	1-0-1	DND	DNP	0-1-1	0-1-1
3/8	Yale	0-0-0	0-0-0	0-0-0	0-2-2	0-0-0	DND	DND	1-1-2	0-1-1	1-0-1	DND	0-0-0	DNP	0-0-0

NOTE: SHADED DENOTES MULTI-GAME POINT STREAK

ACTIVE GOAL STREAKS

Nick DeSantis (2 games / 2 goals)

ACTIVE ASSIST STREAKS

George Fegaras (2 games / 3 assists)
Ondrej Psenicka (2 games / 2 assists)
Michael Suda (2 games / 2 assists)

ACTIVE POINT STREAKS

Ondrej Psenicka (2 games / 1-2-3)
George Fegaras (2 games / 0-3-3)
Ben Robertson (2 games / 1-2-3)
Nick DeSantis (2 games / 2-0-2)
Charlie Major (2 games / 1-1-2)
Hoyt Stanley (2 games / 1-1-2)
Michael Suda (2 games / 0-2-2)

2024-25 SPECIAL TEAMS GAME-BY-GAME BREAKDOWN

Key:

○ 5-on-4 killed; ● 5-on-4 goal; □ 4-on-3 killed; ■ 4-on-3 goal; ◎ 5-on-4 major penalty killed; ⦿ 5-on-4 major penalty goal; ▣ 4-on-3 major penalty goal;
 ② 5-on-3 killed; ⑤ 5-on-3 goal; ◇ 4-on-3 then 5-on-4 killed; ◆ 5-on-4 goal after 4-on-3 killed; Ⓢ shorthanded goal; ▤ 4-on-3 major penalty killed

Date	Opponent	1st Per. PPs	2nd Per. PPs	3rd Per. PPs	OT PPs	1st Per. PKs	2nd Per. PKs	3rd Per. PKs	OT PKs
11/1	North Dakota		○	○			○	○	
11/2	North Dakota	○○○	○	○			○○○	○○	
11/8	Yale		○			●	②○		
11/9	Brown	○	○	○○		○	○		
11/15	at Dartmouth		○○	◎			⑤●		
11/16	at Harvard	○	○	●○		○	⦿○	○	
11/22	Quinnipiac			○○		●	○		
11/23	Princeton		○○◇	●●		○	○○○		
11/30	vs. Quinnipiac	○	⑤			○	⑤○○○		
12/6	Colgate	○	○	②●			●	○	
12/7	at Colgate	○	○●					②●●◎	
1/3	vs. UMass		○○				●		
1/4	at Arizona State			○		○	■	○	
1/10	at Sacred Heart		②○○	②		○		○	
1/11	at Sacred Heart		○○			○○		○	
1/17	at Princeton		○	●				○○●◎	
1/18	at Quinnipiac	●		○○			○		
1/24	Harvard	○	○	○			○○	○	
1/25	Dartmouth	○	○	Ⓢ		○○	○	○②	
1/31	at St. Lawrence		○	○○○			○	○	
2/1	at Clarkson	○	○	○	□	○●	○	○	
2/7	RPI	●	○○	○			○○	○	
2/8	Union	○		○○		○	●	○	
2/14	at Brown	○	○	○○		○	○		
2/15	at Yale	●○		○		○	○	○	
2/21	Clarkson		○○○			○○			
2/22	St. Lawrence	○○	○○●					○	
2/28	at Union	○				●○	◎	○○	
3/1	at RPI	○	○			○		◎	
3/8	Yale	○	○	○●		○	○	◎	

2024-25 SPECIAL TEAMS BREAKDOWN

March 1 at RPI					Last Saturday vs. Yale				2024-25 Totals			
Cornell PP	PPG	Opp.	Opp. Goals	PP Time	PPG	Opp.	Opp. Goals	PP Time	PPG/Opp.	Opp. Goals	Time	PP%
5-on-4	0	2	0	4:00	1	4	0	7:31	11/90	3	168:12	12.2%
5-on-3	—	—	—	—	—	—	—	—	0/3	0	2:50	0.0%
4-on-3	—	—	—	—	—	—	—	—	0/2	0	0:36	0.0%
Cornell PK	PPG	Opp.	CU Goals	PK Time	PPG	Opp.	CU Goals	PK Time	PPG/Opp.	CU Goals	Time	PK%
5-on-4	0	2	0	3:22	0	4	0	7:00	13/87	2	162:50	85.1%
5-on-3	—	—	—	—	—	—	—	—	1/3	0	3:48	66.7%
4-on-3	—	—	—	—	—	—	—	—	1/1	0	0:17	0.0%
Even Strength	CU Goals	Chances	Opp. Goals	Time	CU Goals	Chances	Opp. Goals	Time	CU Goals	Chances	Opp Goals	Time
4-on-4	—	—	—	—	0	3	0	6:00	2	17	2	30:01
3-on-3	—	—	—	—	—	—	—	—	0	0	0	0:00
Cornell Empty Net	CU Goals	Chances	Opp. Goals	Time	CU Goals	Chances	Opp. Goals	Time	CU Goals	Chances	Opp Goals	Time
6-on-5	—	—	—	—	—	—	—	—	0	11	5	19:34
6-on-4	—	—	—	—	—	—	—	—	0	2	1	1:30
6-on-3	—	—	—	—	—	—	—	—	0	0	0	0:00
Opp. Empty Net	CU Goals	Chances	Opp. Goals	Time	CU Goals	Chances	Opp. Goals	Time	CU Goals	Chances	Opp Goals	Time
6-on-5	—	—	—	—	1	1	0	0:05	5	9	1	6:46
6-on-4	—	—	—	—	0	1	0	0:30	0	3	0	2:22
6-on-3	—	—	—	—	—	—	—	—	0	0	0	0:00

Pulled Goalie situations does not include delayed penalty scenarios

Assessed penalty while on power play: Cornell 1, Opponents 3

GAME NUMBERS FOR HOME, ROAD, AND NEUTRAL SITES ARE BASED UPON THOSE TYPES OF GAMES

SCORING		OVERTIMES AND SHOOTOUTS	
Cornell Hat Trick at Home (1 game)	2/22/2025 vs. St. Lawrence (Dalton Bancroft)	Won Home Game in Overtime (7 games)	12/6/2024 vs. Colgate (Charlie Major)
Cornell Hat Trick on Road (53 games)	12/3/2021 at St. Lawrence (Matt Stienburg)	Won Road Game in Overtime (21 games)	1/12/2024 at Arizona State (Ben Robertson)
Cornell Hat Trick at Neutral Site (13 games)	11/26/2022 vs. UConn (Dalton Bancroft)	Won Neutral Site Game in Overtime (32 games)	12/28/2015 vs. Providence (Jeff Kubiak)
Opponent Hat Trick at Home (3 games)	2/8/2025 vs. Union (Brandon Buhr)	Lost Home Game in Overtime (41 games)	12/2/2022 vs. Harvard (Sean Farrell)
Opponent Hat Trick on Road (105 games)	11/5/2016 at Harvard (Lewis Zerter-Gossage)	Lost Road Game in Overtime (15 games)	2/23/2024 at Clarkson (Mathieu Gosselin)
Opponent Hat Trick at Neutral Site (64 games)	3/21/2009 vs. Yale (Sean Backman)	Lost Neutral Site Game in Overtime (11 games)	3/17/2023 vs. Harvard (Alex Laferriere)
Two Hat Tricks in Game (1,007 games)	2/26/1994 vs. Yale (Jake Karam & Vincent Auger)	Won Shootout at Home (18 games)	2/17/2024 vs. Yale
Three Hat Tricks in Game (2,152 games)	1/4/1911 vs. Western Reserve (5, Edmund 'Stubby' Wagner; 3, Frank Crasswaller; 3, Jefferson Vincent)	Won Shootout on Road (4 games)	2/1/2025 at Clarkson
Defenseman Scored Hat Trick (1,351 games)	2/20/1982 vs. Maine (Joe Gallant)	Won Shootout at Neutral Site (7 games)	11/30/2024 vs. Quinnipiac
Hat Trick in Consecutive Games (1,102 games)	Doug Derrrough 1/22/1991 at Colgate; 1/26/1991 at Dartmouth	Lost Shootout at Home (11 games)	11/8/2024 vs. Yale
Hat Trick in 3+ Straight Games (1,477 games)	Brock Tredway 1/21/1978 vs. Yale; 1/25/1978 vs. Princeton; 1/28/1978 vs. Penn	Lost Shootout on Road (18 games)	1/27/2024 at Dartmouth
Scored 4+ Goals in a Game (125 games)	11/13/2021 vs. RPI (Max Andreev — 4 goals)	Lost Shootout at Neutral Site (6 games)	12/30/2023 vs. Arizona State
Scored 5+ Goals in a Game (1,845 games)	1/13/1965 vs. Hamilton (Doug Ferguson — 6 goals)	TEAM SCORING	
Two Multi-Goal Scorers in Game (5 games)	2/15/2025 at Yale (2, Ryan Walsh; 2, Dalton Bancroft)	Scored 10+ Goals at Home (34 games)	2/4/2023 vs. Union (W, 10-1)
Three Multi-Goal Scorers in Game (76 games)	2/4/2023 vs. Union (2, Dalton Bancroft; 2, Nick DeSantis; 2, Sam Malinski)	Scored 10+ Goals on Road (473 games)	2/18/1989 at Brown (W, 10-3)
SCORING MARGINS		Scored 10+ Goals at Neutral Site (162 games)	1/4/1985 vs. McGill (T, 10-10)
Cornell Shutout at Home (8 games)	11/23/2024 vs. Princeton (Ian Shane, 24 saves)	Allowed 10+ Goals at Home (563 games)	1/21/1987 vs. Colgate (L, 4-10)
Cornell Shutout on Road (0 games)	3/1/2025 at RPI (Remington Keopple, 21 saves)	Allowed 10+ Goals on Road (148 games)	3/16/2013 at Quinnipiac (L, 0-10)
Cornell Shutout at Neutral Site (4 games)	3/23/2023 vs. Denver (Ian Shane, 26 saves)	Allowed 10+ Goals at Neutral Site (131 games)	12/27/1995 vs. Colorado College (L, 0-11)
Opponent Shutout at Home (31 games)	2/18/2023 vs. St. Lawrence (Emil Zetterquist, 28 saves)	5-Goal Period at Home (34 games)	2/4/2023 vs. Union (6 goals — 1st period)
Opponent Shutout on Road (10 games)	1/4/2025 at Arizona St. (Gibson Homer, 34 saves)	5-Goal Period on Road (288 games)	11/15/2002 at Vermont (5 goals — 1st period)
Opponent Shutout at Neutral Site (11 games)	3/17/2023 vs. Harvard (Mitchell Gibson, 15 saves)	5-Goal Period at Neutral Site (5 games)	3/22/2024 vs. Dartmouth (5 goals — 3rd period)
Consecutive Shutouts (102 games)	2/25/2022 at Quinnipiac (Ian Shane, 42 saves) 2/26/2022 at Princeton (Ian Shane, 23 saves)	Two Goals in Under One Minute (0 games)	3/8/2025 vs. Yale (0:37)
Three Straight Shutouts (132 games)	2/21/2020 at Yale (Matthew Galajda, 17 saves) 2/22/2020 at Brown (Matthew Galajda, 19 saves) 2/28/2020 vs. St. Lawrence (Matthew Galajda, 26 saves)	Three Goals in Under Three Minutes (75 games)	2/10/2023 vs. Colgate (2:20)
Four Straight Shutouts (2,171 games)	2/9/1907 vs. Rochester (George Adler) 2/16/1907 at Army (George Adler) 1/18/1908 at Army (George Adler) 1/28/1908 vs. Rochester (Curtis Yohe) 1/31/1908 at RPI (George Adler) 2/8/1908 vs. Cascadilla (George Adler)	Four Goals in Under Four Minutes (76 games)	2/4/2023 vs. Union (0:54 & 3:04)
Shutout in Consecutive Games (316 games)	12/28/2014 vs. Lake State (Gordon Defiel, 39 saves) 12/29/2014 vs. Miami (Ohio) (Jay Williams, 15 saves)	Five Goals in Under Five Minutes (76 games)	2/4/2023 vs. Union (3:35)
Shutout in Three Straight Games (1,943 games)	2/6/1960 vs. Princeton (Clifford Michel, 14 saves) 2/12/1960 at Dartmouth (Tom Wahman, 15 saves) 2/13/60 at Brown (Roderick McGarry, 26 saves)	SPECIAL TEAMS SCORING	
Won 1-0 Game at Home (40 games)	12/3/2022 vs. Dartmouth (Travis Mitchell)	Scored 3+ Power-Play Goals (76 games)	2/4/2023 vs. Union (6 goals)
Won 1-0 Game on Road (42 games)	2/25/2022 at Quinnipiac (Jack Malone)	Scored 4+ Power-Play Goals (76 games)	2/4/2023 vs. Union (6 goals)
Won 1-0 Game at Neutral Site (242 games)	12/30/1967 vs. Toronto (Bob McGuinn — OT)	Scored 5+ Power-Play Goals (76 games)	2/4/2023 vs. Union (6 goals)
Lost 1-0 Game at Home (31 games)	2/18/2023 vs. St. Lawrence (Aleksi Peltonen)	Allowed 3+ Power-Play Goals (83 games)	1/7/2023 at RPI (4 goals)
Lost 1-0 Game on Road (118 games)	1/15/2016 at RPI (Chris Bradley)	Allowed 4+ Power-Play Goals (83 games)	1/7/2023 at RPI (4 goals)
Lost 1-0 Game at Neutral Site (11 games)	3/17/2023 vs. Harvard (Alex Laferriere — OT)	Allowed 5+ Power-Play Goals (603 games)	3/18/2006 vs. Harvard (5 goals)
Won by 5+ Goals at Home (1 game)	2/22/2025 vs. St. Lawrence (W, 6-0)	Scored SHG in Game (21 games)	11/30/2024 vs. Quinnipiac (Dalton Bancroft)
Won by 5+ Goals on Road (0 games)	3/1/2025 at RPI (W, 6-0)	Scored 2+ SHG in Game (414 games)	1/13/2012 at Quinnipiac (Sean Collins & Joel Lowry)
Won by 5+ Goals at Neutral Site (12 games)	11/26/2022 vs. UConn (W, 6-0)	Allowed SHG in Game (11 games)	1/25/2025 vs. Dartmouth (CJ Foley & Cooper Flinton)
Lost by 5+ Goals at Home (5 games)	1/25/2025 vs. Dartmouth (L, 1-6)	Allowed 2+ SHG in Game (11 games)	1/25/2025 vs. Dartmouth (CJ Foley & Cooper Flinton)
Lost by 5+ Goals on Road (60 games)	1/31/2020 at Quinnipiac (L, 0-5)	Short-Handed Goal in OT (324 games)	11/14/2014 vs. Clarkson (Eric Freschi)
Lost by 5+ Goals at Neutral Site (25 games)	3/25/2017 vs. UMass Lowell (L, 0-5)	SHG in Consecutive Games (576 games)	2/9/2007 at Union (Mitch Carefoot) 2/10/2007 at RPI (Mark McCutcheon)
LEADS AND DEFICITS		EMPTY-NET GOALS	
Trailed by Two Goals and Won (19 games)	12/6/2024 vs. Colgate (OTW, 3-2; trailed 2-0)	Empty-Net Goal at Home (0 games)	3/8/2025 vs. Yale (Nick DeSantis)
Trailed by Three Goals and Won (849 games)	2/6/1999 vs. Princeton (W, 8-4; trailed 3-0)	Empty-Net Goal on Road (16 games)	2/10/2024 at Union (Ondrej Psenicka)
Trailed by Four Goals and Won (1,313 games)	12/10/1983 vs. Harvard (W, 6-5; trailed 4-0)	Empty-Net Goal at Neutral Site (0 games)	1/3/2025 vs. UMass (Jonathan Castagna)
Trailed by Five Goals and Won (1,599 games)	12/28/1973 vs. Colo. Coll. (W, 9-8; trailed 8-3)	Allowed Empty-Net Goal at Home (2 games)	2/21/2025 vs. Clarkson (Ryan Richardson)
Led by Two Goals and Lost (128 games)	11/5/2021 vs. Harvard (L, 2-3; led 2-0)	Allowed Empty-Net Goal on Road (8 games)	1/11/2025 at Sacred Heart (Tyler Ghirardosi)
Led by Three Goals and Lost (294 games)	11/7/2015 vs. Quinnipiac (OTL, 4-5; led 3-0, 4-1)	Allowed Empty-Net Goal at Neutral Site (21 games)	11/24/2018 vs. Harvard (Adam Fox)
Led by Four Goals and Lost (1,605 games)	3/16/1973 vs. Wisconsin (OTL, 5-6; led 4-0)	Scored Multiple Empty-Net Goals (33 games)	3/22/2024 vs. Dartmouth (2, Nick DeSantis)
PENALTIES		Allowed Multiple Empty-Net Goals (107 games)	2/11/2022 at RPI (Jake Johnson & Jakub Lacka)
Did not commit a penalty (41 games)	2/16/2024 vs. Brown (W, 3-0)	Scored Extra-Attacker Goal (38 games)	2/24/2024 at St. Lawrence (2, Ondrej Psenicka)
Opponent did not commit a penalty (88 games)	12/2/2022 vs. Harvard (OTL, 2-3)	Scored Two Extra-Attacker Goals (38 games)	2/24/2024 at St. Lawrence (2, Ondrej Psenicka)
Neither team committed a penalty (184 games)	1/4/2019 at Princeton (W, 3-2)	Allowed Extra-Attacker Goal (8 games)	2/7/2025 vs. RPI (Dovar Tinling)
Neither team had a power-play opportunity (184 games)	1/4/2019 at Princeton (W, 3-2)	Allowed Two Extra-Attacker Goals (121 games)	12/4/2021 at Clarkson (Lukas Kaelble, Anthony Romano, Zach Tsekos)
<i>Shaded row denotes accomplished during 2024-25 season</i>		PENALTY SHOTS	
		Scored on Penalty Shot (54 games)	12/2/2023 vs. Colgate (Sullivan Mack)
		Unsuccessful on Penalty Shot (66 games)	3/23/2023 vs. Denver (Nick DeSantis)
		Allowed Goal on Penalty Shot (48 games)	1/20/2024 vs. Quinnipiac (Alex Power)
		Stopped Shooter on Penalty Shot (116 games)	1/8/2022 at North Dakota (Mark Senden)
		GOALTENDING FEATS	
		Scored a Goal (350 games)	11/26/2013 vs. Niagara (Mitch Gillam)
		Recorded a Point (1 game)	3/1/2025 at RPI (Remington Keopple — assist)
		Made 30+ Saves (9 games)	2/1/2025 at Clarkson (Ian Shane, 34 saves)
		Made 40+ Saves (101 games)	2/25/2022 at Quinnipiac (Ian Shane, 42 saves)
		Made 50+ Saves (359 games)	3/17/2013 at Quinnipiac (Andy Iles — 60 saves)
		Made 60+ Saves (359 games)	3/17/2013 at Quinnipiac (Andy Iles — 60 saves)