

CORNELL BIG RED

2025 BASEBALL GAME NOTES

6 IVY LEAGUE REGULAR-SEASON CHAMPIONSHIPS | 7 ALL-AMERICANS | 60 FIRST TEAM ALL-IVY SELECTIONS

2025 SCHEDULE

FEBRUARY (1-2)

21	at #17 Duke (DH) (ACCNX)	W, 11-8
22	at #17 Duke (DH) (ACCNX)	L, 2-16
23	at #17 Duke (ACCNX)	L, 1-18

MARCH

1	at UMBC (DH) (AmericaEast.tv)	12 p.m.
1	at UMBC (DH) (AmericaEast.tv)	3 p.m.
2	at UMBC (AmericaEast.tv)	12 p.m.

FIRST PITCH INVITATIONAL (GREENVILLE, S.C.)

7	vs. Michigan State	10 a.m.
8	vs. UAB	12 p.m.
9	at Winthrop (ESPN+)	1 p.m.
15	at Towson (DH)	11 a.m.
15	at Towson (DH)	2 p.m.
16	at Towson (FloBaseball)	1 p.m.
22	at Yale* (DH) (ESPN+)	11:30 a.m.
22	at Yale* (DH) (ESPN+)	2:30 p.m.
23	at Yale* (DH) (ESPN+)	12 p.m.
25	BINGHAMTON (ESPN+)	3 p.m.
29	BROWN* (DH) (ESPN+)	11:30 a.m.
29	BROWN* (DH) (ESPN+)	2:30 p.m.
30	BROWN* (ESPN+)	12 p.m.

APRIL

5	at Columbia* (DH) (ESPN+)	11:30 a.m.
5	at Columbia* (DH) (ESPN+)	2:30 p.m.
6	at Columbia* (ESPN+)	12 p.m.
8	at Bucknell (ESPN+)	3:30 p.m.
12	PENN* (DH) (ESPN+)	11:30 a.m.
12	PENN* (DH) (ESPN+)	2:30 p.m.
13	PENN* (ESPN+)	12 p.m.
15	at Binghamton (ESPN+)	6:30 p.m.
19	at Harvard* (DH) (ESPN+)	11:30 a.m.
19	at Harvard* (DH) (ESPN+)	2:30 p.m.
20	at Harvard* (ESPN+)	12 p.m.
26	at Dartmouth* (DH) (ESPN+)	11:30 a.m.
26	at Dartmouth* (DH) (ESPN+)	2:30 p.m.
27	at Dartmouth* (ESPN+)	12 p.m.
29	at Binghamton (ESPN+)	6:30 p.m.

MAY

3	PRINCETON* (DH) (ESPN+)	11:30 a.m.
3	PRINCETON* (DH) (ESPN+)	2:30 p.m.
4	PRINCETON* (ESPN+)	12 p.m.

All game times Eastern, subject to change

* - Denotes Ivy League contest

Bold Red CAPS denotes home game

CORNELL BIG RED

AT

UMBC RETRIEVERS

GAMES 4-6 | MARCH 1-2 | BALTIMORE, MD. | ALUMNI FIELD | FIRST MEETING

1-2 OVERALL	0-0 IVY LEAGUE	-/-/- RANKS (D1B/NCBWA/USAT)	1-3 OVERALL	0-0 AMERICA EAST	-/-/- RANKS (D1B/NCBWA/USAT)
Dan Pepicelli 21ST SEASON AS HEAD COACH		102-169-1 (.377) 10TH SEASON AT CORNELL	Liam Bowen 6TH SEASON AS HEAD COACH		101-123 (.451) 6TH SEASON AT UMBC

WEEKEND INFORMATION

SATURDAY - GAME #1

AMERICA
EAST

Play-by-Play: Sebastian Maric

Live Stats: umbcretreivers.com

SATURDAY - GAME #2

AMERICA
EAST

Play-by-Play: Sebastian Maric

Live Stats: umbcretreivers.com

SUNDAY

AMERICA
EAST

Play-by-Play: Sebastian Maric

Live Stats: umbcretreivers.com

SATURDAY'S FORECAST

☀️ 58° ☂️ 6:00

Temperature: 61° high | 24° low

Forecast: Partly cloudy

Winds: WSW 15-20 mph

☀️ 58° ☂️ 6:00

Temperature: 61° high | 24° low

Forecast: Partly cloudy

Winds: WNW 15-20 mph

SUNDAY FORECAST

☀️ 33° ☂️ 6:01

Temperature: 39° high | 22° low

Forecast: Sunny

Winds: NW 10-15 mph

PROBABLE STARTING PITCHERS

RHP Carson Mayfield (1-0, 0.00)

RHP Zach Robinson (0-1, 15.00)

LHP Noah Keller (0-1, 16.88)

LHP Brady Fox (0-0, 0.00)

RHP Chris Ellison (0-1, 8.31)

RHP Sergio Droz (0-1, 4.50)

FIRST PITCH

► The Cornell baseball team (1-2) continues its season-opening 15-game road swing this weekend when it travels to Baltimore, Md., for a three-game series against UMBC (1-3) at Alumni Field.

► All three games will be streamed live on AmericaEast.tv with Sebastian Maric providing play-by-play throughout the series.

LAST TIME OUT

► Cornell opened the 2025 campaign on a high note by upsetting No. 17-ranked Duke, 11-8, at Jack Coombs Field last Friday, powered by six no-hit innings thrown by junior right-handed pitcher **CARSON MAYFIELD**. The Big Red tallied the first 10 runs to build a double-digit lead before holding off a late rally by Duke in the eighth and ninth innings.

► The win over Duke marked Cornell's first win in a season opener since beating Navy to open the 2017 season. It was the Big Red's first win over Duke since April 3, 1941, snapping a 10-game losing streak to the Blue Devils. Cornell has defeated an ACC opponent in consecutive seasons for the first time since posting five wins over NC State across three years (twice in 1966, twice in 1967, and once in 1968).

► Duke responded to the Big Red's upset with victories of 16-2 and 18-1 to claim the series victory.

► Senior outfielder **JAKOBI DAVIS** and sophomore infielder **KEVIN HAGER** each batted .500 on the weekend for the Big Red. Hager was one of two Cornell hitters to hit home runs on the weekend, joined by senior infielder **MAX JENSEN**.

PLAYERS OF THE WEEK

► Sophomore infielder **KEVIN HAGER** and junior right-handed pitcher **CARSON MAYFIELD** both earned weekly awards from the Ivy League, the conference office announced this past Monday morning.

► Following his stellar performance on the mound in Cornell baseball's season-opening upset of No. 17-ranked Duke, Mayfield was named the Ancient Eight's Pitcher of the Week after hurling six no-hit innings for the Big Red en route to its 11-8 victory over the Blue Devils at Jack Coombs Field last Friday, facing one batter over the minimum, issuing two walks and striking out a pair of Blue Devils hitters.

► Mayfield was the first Big Red pitcher to garner Pitcher of the Week honors since **LUKE YACINICH** on May 9, 2022. Yacinich registered two victories for the Big Red across 10 scoreless innings of work, pitching a perfect inning of relief at Binghamton and tossing a complete-game, six-hit shutout over Brown.

► Hager was named Player of the Week after finishing the weekend tied for the team lead in batting average (.500), going 3-for-6 at the plate with a home run and two RBI, while concluding the weekend leading the Big Red in runs (4), slugging percentage (1.000), and OPS (1.636).

► In the season-opening upset win, Hager hit a leadoff home run in the third inning, which put Cornell ahead for good as it never trailed for the remainder of the contest.



MEDIA CONTACT

MARSHALL HAIM

Assistant Director of Athletic Communications

✉️ mh2348@cornell.edu

☎️ (716) 465-4945 (mobile)

2025 CORNELL BASEBALL ROSTER

#	NAME	POS	B/T	HT	WT	YR	HOMETOWN / HIGH SCHOOL
1	John Quinlan	OF	S/R	5-9	185	Sr.	Menlo Park, Calif. / Menlo-Atherton
2	Mason Barela	C/INF	R/R	5-9	195	Fr.	Jupiter, Fla. / Jupiter
3	Chris Ellison	RHP	R/R	6-0	190	Sr.	Howell, N.J. / Howell
4	Caden Wildman	OF	R/R	6-3	215	Jr.	Woodbury, Minn. / East Ridge
5	Tyler Beaulieu	OF	R/R	6-1	175	Fr.	Berwyn, Pa. / Episcopal Academy
6	Kyle Musser	OF	R/R	5-10	182	Sr.	Lititz, Pa. / Manheim Township
7	Max Jensen	INF	L/R	6-3	210	Sr.	Burke, Va. / Lake Braddock
8	Luke Johnson	INF	R/R	6-1	180	So.	Coto de Caza, Calif. / Santa Margarita Catholic
9	Graham Biben	RHP	R/R	6-0	170	So.	New York, N.Y. / Riverdale Country School
11	Matthew Walters	OF	R/R	5-11	195	Jr.	Granbury, Texas / Granbury
12	Ryan Porter	OF/RHP	R/R	6-0	185	Sr.	Houston, Texas / Paetow
13	Ethan Hamill	RHP	R/R	6-3	200	Jr.	Chester, Va. / Thomas Dale
15	Owen Carlson	INF	L/R	5-11	180	So.	Los Angeles, Calif. / Harvard-Westlake School
16	Noah Keller	LHP	L/L	6-1	210	Jr.	Goodrich, Mich. / Goodrich
17	Gus Magill	RHP	R/R	6-0	200	Fr.	New York, N.Y. / Fordham Preparatory School
18	TJ Swidorski	INF	R/R	6-0	185	Jr.	Woodbury, Minn. / East Ridge
19	Mark Quatrani	C	R/R	5-11	200	So.	Springfield, Pa. / The Haverford School
20	Kevin Hager	INF	R/R	6-0	190	So.	Berkeley Heights, N.J. / Delbarton School
21	John Gerfen	LHP	R/L	6-0	195	Jr.	Brewster, N.Y. / Brewster
22	Jakobi Davis	OF	L/L	6-4	210	Sr.	Sarasota, Fla. / Sarasota Riverview
23	Jayden Shin	INF	L/R	6-2	205	Fr.	Pennington, N.J. / Hopewell Valley
25	Beck Urofsky	INF	R/R	6-4	225	Jr.	Silver Spring, Md. / Bethesda-Chevy Chase
26	Ryan Hegarty	RHP	L/R	6-5	200	Fr.	Needham, Mass. / St. Mark's School
28	Max Foster	RHP	R/R	6-3	210	So.	Bethel, Conn. / Bethel
29	Will Siwinski	LHP	R/L	6-3	195	Fr.	San Francisco, Calif. / St. Ignatius College Prep
30	William Jaun	1B/LHP	L/L	6-3	225	Sr.	Loveland, Ohio / St. Xavier
31	Ryan Dillon	C	R/R	6-2	185	Fr.	Marlborough, Mass. / Marlborough
32	Carson Mayfield	RHP	R/R	6-5	200	Jr.	Annandale, Va. / Bishop O'Connell
34	Ethan Van Sice	RHP	R/R	5-9	170	So.	Arlington, Va. / Gonzaga College [D.C.]
36	Nathaniel Jennewein	LHP	R/L	5-11	180	So.	Tampa, Fla. / T.R. Robinson
37	Huxley Holcombe	LHP	L/L	6-6	180	So.	Worcester, Mass. / Worcester Academy
38	Braeden Johnson	LHP	L/L	6-3	220	Fr.	Otego, N.Y. / Unatego
40	Tavian Ramos	RHP	R/R	6-2	180	Fr.	Neenah, Wis. / Neenah
41	Jackson Marko	C	R/R	5-10	175	Jr.	Syracuse, N.Y. / Christian Brothers Academy
42	Josh Shea	RHP	R/R	5-11	175	Jr.	Cortlandt Manor, N.Y. / Hendrick Hudson
43	Ethan McHugh	RHP	R/R	5-9	165	Jr.	Annandale, N.J. / North Hunterdon
44	Sam Keene	LHP	L/L	6-4	200	Fr.	Cohasset, Mass. / Boston College HS

PITCHERS (16)			
3	Chris Ellison	R/R	Sr.
9	Graham Biben	R/R	So.
13	Ethan Hamill	R/R	Jr.
16	Noah Keller	L/L	Jr.
17	Gus Magill	R/R	Fr.
21	John Gerfen	R/L	Jr.
26	Ryan Hegarty	L/R	Fr.
28	Max Foster	R/R	So.
29	Will Siwinski	R/L	Fr.
32	Carson Mayfield	R/R	Jr.
34	Ethan Van Sice	R/R	So.
36	Nathaniel Jennewein	R/L	So.
37	Huxley Holcombe	L/L	So.
38	Braeden Johnson	L/L	Fr.
40	Tavian Ramos	R/R	Fr.
42	Josh Shea	R/R	Jr.
43	Ethan McHugh	R/R	Jr.
44	Sam Keene	L/L	Fr.

CATCHERS (4)			
2	Mason Barela	R/R	Fr.
19	Mark Quatrani	R/R	So.
31	Ryan Dillon	R/R	Fr.
41	Jackson Marko	R/R	So.

INFELDERS (6)			
7	Max Jensen	L/R	Sr.
8	Luke Johnson	R/R	So.
15	Owen Carlson	L/R	So.
18	TJ Swidorski	R/R	Jr.
20	Kevin Hager	R/R	So.
23	Jayden Shin	L/R	Fr.
25	Beck Urofsky	R/R	Jr.

OUTFIELDERS (5)			
1	John Quinlan	S/R	Sr.
4	Caden Wildman	R/R	Jr.
5	Tyler Beaulieu	OF	Fr.
6	Kyle Musser	R/R	Sr.
11	Matthew Walters	R/R	Jr.
22	Jakobi Davis	L/L	Jr.

UTILITY (2)			
12	Ryan Porter	R/R	Sr.
30	William Jaun	L/L	Jr.

COACHING AND SUPPORT STAFF

Head Coach:	Dan Pepicelli
Associate Head Coach:	Tom Ford
Assistant Coach:	John Toppa
Assistant Coach:	Robby Faris
Athletic Trainer:	Grace DeStefano
Strenght & Conditioning:	Chris Van Alstyne
Equipment Manager:	Graig Lyon

PRUH-NUHN-SEE-AY-SHN GUIDE















2	Mason Barela	buh-RELL-uh
5	Tyler Beaulieu	BOWL-yoo
6	Kyle Musser	MUH-sihr
9	Graham Biben	BYE-bin
17	Gus Magill	muh-GIHL
18	TJ Swidorski	swih-DOOR-skee
19	Mark Quatrani	QU-trah-knee
20	Kevin Hager	HAY-gher
21	John Gerfen	guhr-FIN
25	Beck Urofsky	yuhr-OFF-skee
29	Will Siwinski	sih-WIHN-skee
30	William Jaun	JOHN
34	Ethan Van Sice	van SIYS
36	Nathaniel Jennewein	jehn-IH-wine
37	Huxley Holcombe	hohl-CUMB
40	Tavian Ramos	TAY-vee-ihn
HC	Dan Pepicelli	PEP-ih-sell-ee
AC	John Toppa	TOE-puh
AT	Grace DeStefano	dee-STIH-fah-no

ROSTER BREAKDOWN

BY CLASS

FRESHMAN (10)	SOPHOMORES (9)	JUNIORS (11)	SENIORS (7)
2 Barela	8 L.Johnson	4 Wildman	1 Quinlan
5 Beaulieu	9 Biben	11 Walters	3 Ellison
17 Magill	15 Carlson	13 Hamill	6 Musser
23 Shin	19 Quatrani	16 Keller	7 Jensen
26 Hegarty	20 Hager	18 Swidorski	12 Porter
29 Siwinski	28 Foster	21 Gerfen	22 Davis
31 Dillon	34 Van Sice	25 Urofsky	30 Jaun
38 B.Johnson	36 Jennewein	32 Mayfield	
40 Ramos	37 Holcombe	41 Marko	
44 Keene		42 Shea	
		43 McHugh	

BY STATE

 New York	6	 Florida	3	 Maryland	1
 California	4	 Pennsylvania	3	 Michigan	1
 Massachusetts	4	 Minnesota	2	 Ohio	1
 New Jersey	4	 Texas	2	 Wisconsin	1
 Virginia	4	 Connecticut	1		

CORNELL QUICK FACTS

GENERAL INFORMATION

Location:	Ithaca, N.Y.
Enrollment:	26,284 (16,071 undergraduate)
Founded:	1865
Nickname:	Big Red
School Colors:	Carnelian Red (Pantone 187) and White
Conference:	Ivy League
Interim President:	Michael I. Kotlikoff
Meakam Smith Director of Athletics:	Dr. Nicki Moore
Athletics Website:	CornellBigRed.com
Facebook:	/CornellSports
Instagram:	@CornellSports @cornellbsb
X:	@CornellSports @CornellBaseball

HISTORY

Seasons of Baseball:	154th
First Season:	1869
All-Time Record (Win Pct.):	1763-2013-34 (.467)
Ivy League Regular-Season Titles (last):	6 (2012)
Ivy League Championship Titles (last):	1 (2012)
Ivy League Tournament Appearances (last):	1 (2024)
NCAA Tournament Appearances (last):	2 (2012)
Most Consecutive NCAA Appearances:	N/A
College World Series Appearances (last):	None
National Championships:	None
NCAA Tournament Record:	2-4 (.333)

BOOTH FIELD

Year Opened (Season):	2023 (3rd)
Dimensions:	318' (LF/RF), 390' (CF), 397' (LCF/RCF)
Capacity:	500
All-Time Record:	8-10 (.444)
Under Dan Pepicelli:	8-10 (.444)

COACHING STAFF

Head Coach:	Dan Pepicelli (Cortland '90)
Overall Record:	323-346-3 (.483)
Record at Cornell:	102-169-1 (.377)
Associate Head Coach:	Tom Ford (Ithaca '79)
Assistant Coach:	John Toppa (UConn '19)
Assistant Coach:	Robby Faris (Johns Hopkins '20)

2024 IN REVIEW

Overall Record:	17-21 (.447)
Ivy League Record (Finish):	11-10 (.524) — 3rd
Home Record:	7-5 (.583)
Road Record:	8-14 (.364)
Neutral Record:	2-2 (.500)
Ivy League Tournament:	No. 3 seed / Champ. Round Lost to Penn in Championship Round, 11-9 & 12-6
NCAA Tournament:	Not selected
D1Baseball.com Poll Ranking (final):	N/A
NCBWA Poll Ranking (final):	N/A
USA Today Poll Ranking (final):	N/A

2025 TEAM INFORMATION

Letterwinners Returning / Lost:	18 / 6
Newcomers:	11
Fr / So / Jr / Sr:	10 / 8 / 11 / 7

CORNELL
BASEBALL

SCOUTING REPORT



as of 2/27/24



3	216	.243	<<	BATTING AVG.	.149	296	7
2	202	.358	<<	ON-BASE PCT.	.274	289	7
3	200	.369	<<	SLUGGING PCT.	.184	296	7
4	225	4.67	<<	RUNS (AVG.)	2.00	291	7
3	179	8.33	<<	HITS (AVG.)	4.25	296	7
3	252	2	<<	HOME RUNS	0	—	—
—	—	9.67	>>	STRIKEOUTS (AVG.)	8.00	—	—
5	192	4.00		WALKS (AVG.)	4.00	192	4
2	253	3	>>	STOLEN BASES	7	167	2
8	298	15.12	>>	ERA	5.51	146	3
8	291	2.60	>>	WHIP	1.68	168	4
8	285	5.33	>>	STRIKEOUTS (AVG.)	5.50	281	6
—	—	.313	>>	OPP. AVERAGE	.287	—	—
1	1	1.000	<<	FIELDING PCT.	.912	297	7

BATTING LEADERS



CORNELL

	AVG	OBP	SLG	OPS
22 Jakobi Davis	.500	.667	.750	1.417
20 Kevin Hager	.500	.636	1.000	1.636
15 Owen Carlson	.300	.364	.300	.664
4 Caden Wildman	.273	.333	.455	.788
7 Max Jensen	.273	.385	.636	1.021



UMBC

	AVG	OBP	SLG	OPS
17 Nico Ong	.400	.571	.400	.971
34 Danny Orr	.333	.375	.467	.842
5 Luke Buscaglia	.250	.308	.250	.558
3 Jesiah Carpenter	.167	.353	.167	.520
25 Nick Pratt	.111	.200	.111	.311

FLAWLESS BASEBALL

► Cornell did not commit an error across its 108 fielding opportunities last weekend against Duke, marking the first time on record in program history since 1885 that it did not have an error over its first three games in a season.

► Over the 139 seasons in which data is available, the Big Red had previously only had nine instances where it played errorless baseball in its first two games of a season (1908, 1943, 1985, 1986, 1989, 2007, 2009, and 2013). Cornell also did not commit any errors in two of its first three games to begin a season on 14 occasions, also joining the 1909, 1927, 1963, 2004, and 2008 squads.

► After not committing an error last weekend, it marked the sixth time in program history (since 1885) that the Big Red had committed one error or less over its first three games (1943, 2004, 2007, 2008, and 2013).

► Entering this weekend, Cornell remains the lone Division I baseball program that has yet to commit an error this season. Mount St. Mary's (seven games) and Rider (three games) have the second-fewest errors this season, having just one error to their credit as of Thursday morning.

FIRST TIME FOR EVERYTHING

► This weekend's three-game series against UMBC marks the first time that the Big Red and Retrievers are facing each other on the baseball diamond.

► Across the Big Red's next four games, Cornell will be squaring off against three opponents for the first time: UMBC, UAB, and Winthrop. The contests against UAB and Winthrop will serve as the Big Red's final two games of the First Pitch Invitational, hosted by Michigan State in Greenville, S.C. Next Sunday's game with Winthrop will be held at the Eagles' on-campus facility in Rock Hill, S.C.

LOOK AT WHO'S BACK

► Cornell returns 14 of its 17 hitters who registered at least one at-bat last season. Over 76 percent of the Big Red's offense returns from last year, which includes its top three hitters — all of which were First Team All-Ivy honorees in 2024 — in senior outfielder **JOHN QUINLAN** (.378), sophomore catcher **MARK QUATRANI** (.362), and senior infielder **MAX JENSEN** (.358). Junior outfielder **CADEN WILDMAN** (.279) and senior outfielder **JAKOBI DAVIS** (.265) also return in 2025, marking five of the Big Red's top six hitters from a year ago back in this year's lineup.

► Moving to the mound, Cornell is bringing back over 80 percent of its appearances from last season and 87 percent of its innings pitched, including team-leader junior right-hander **ETHAN HAMILL** (58.2 IP).

► The Big Red returns all but one of their 38 starts from last season, including Hamill (nine starts), juniors **NOAH KELLER** and **CARSON MAYFIELD** (eight starts), senior **WILLIAM JAUN** (six starts), and sophomore **HUXLEY HOLCOMBE** (three starts).

CORNELL RECORD BOOK

FEWEST ERRORS IN FIRST THREE GAMES

Program History (Since 1885)

SEASON	ERRORS
► 2025	0
1943	1
2004	1
2007	1
2008	1
2013	1
1916	2
1934	2
1983	2
1990	2
2005	2
2009	2

SATURDAY'S GAME ONE PROBABLE STARTING PITCHER



CARSON MAYFIELD 32

2025 STATS: 1-0, 0.00 ERA, 6.0 IP, 2 BB, 2 SO

Height / Weight: 6-5 / 200 lbs.
Hometown: Annandale, Va.
High School: Bishop O'Connell

Bats/Throws: R/R
Year: Junior

MAYFIELD'S CAREER STATS

	W	L	ERA	G	GS	CG	IP	H	R	ER	BB	SO	HR	GIDP	WHIP	AVG
2023	1	2	4.89	18	0	0	46.0	49	36	25	12	38	6	3	1.33	.266
2024	2	2	8.55	8	8	0	33.2	41	32	32	13	27	5	2	1.60	.299
2025	1	0	0.00	1	1	0	6.0	0	0	0	2	2	0	2	0.33	.000
TOTALS	4	4	5.99	27	9	0	85.2	90	68	57	27	67	11	7	1.37	.267

NEWS & NOTES ON MAYFIELD

► **THIS WEEKEND:** Cornell's Opening Day starter for a second consecutive season is slated to take the ball to open the Big Red's three-game slate against UMBC in the first game of Saturday's twin bill

► **LAST TIME OUT:** Faced one over the minimum as he pitched six no-hit innings against No. 17-ranked Duke last Friday at Jack Coombs Field in Durham N.C., issuing a pair of walks, striking out two and hitting a batter ... performance led Mayfield to being named the Ivy League's Pitcher of the Week ... induced pair of double plays, matching his season total from last year and one off his amount from 2023, when he worked solely as a reliever.

► **HE'S OUR GUY:** Mayfield became fifth Cornell pitcher this century to serve as Big Red's starter in back-to-back season openers, joining **BRENDAN McQUAID** in 2001 and 2002 (both against Bucknell), **ROCKY COLLIS** in 2005 (West Virginia) and 2006 (Bucknell), **COREY PAPPEL** in 2010 (Binghamton) and 2011 (Rider), and **CONNOR KAUFMANN** in 2012 (Maryland Eastern Shore) and 2013 (Gardner-Webb).

► **2024:** Started all eight appearances before missing final month due to injury ... pitched just once over final six weeks ... posted 2-2 record with 8.55 ERA ... registered first victory at Richmond (March 16) with 5 IP, 5 H, 2 R, 1 BB, 3 SO line ... hurled season-high 6.2 IP as part of first collegiate quality start against Princeton (March 22); yielding 3 R on 3 H while issuing no walks and striking out season- and career-high eight batters ... other victory came against Dartmouth (March 30), finishing with 5 IP, 8 H, 4 R, 3 BB, 4 SO ... registered one walk or fewer in five of eight outings ... named to College Sports Communicators' (CSC) Academic All-District Team, lone representative from Cornell baseball team to earn honor.

► **2023:** Served as one of Cornell's go-to relievers, tying **SPENCER EDWARDS** for most appearances on season (18) ... 46 IP while striking out 38 and issuing just 12 walks ... posted 1-2 record with team-leading 4.89 ERA ... struck out season-high five batters on two occasions (March 18 at George Mason; April 21 vs. Princeton) ... first collegiate save came at Yale (March 24) before collecting first victory over Columbia in following weekend (April 2) ... also earned save at Dartmouth (May 6).

► **PRIOR TO CORNELL:** Four-year letterwinner in baseball at Falls Church and Bishop O'Connell ... named MVP at 2022 Mingo Bay Classic Tournament, where team claimed championship ... two-time captain (Falls Church — 2020; Bishop O'Connell — 2022) ... tabbed Second Team All-Region as RHP in 2019 while at Falls Church ... earned pair of first-team honors, being named First Team Division I All-State in 2021 and First Team All-WCAC in 2022 ... member of Expanded Services Mentoring Program at Bishop O'Connell in 2021-22.

► **PERSONAL:** Son of Jeff and Ann Mayfield, and has an older brother ... currently enrolled in the College of Arts and Sciences.

MAYFIELD'S 2025 SPLITS

SPLIT	W	L	G	GS	IP	H	R	ER	HR	BB	SO	ERA	AVG
TOTALS	1	0	1	1	6.0	0	0	0	0	2	2	0.00	.000
Home	—	—	—	—	—	—	—	—	—	—	—	—	—
Away	1	0	1	1	6.0	0	0	0	0	2	2	0.00	.000
Neutral	—	—	—	—	—	—	—	—	—	—	—	—	—
Day	1	0	1	1	6.0	0	0	0	0	2	2	0.00	.000
Night	—	—	—	—	—	—	—	—	—	—	—	—	—
Starter	1	0	1	1	6.0	0	0	0	0	2	2	0.00	.000
Reliever	—	—	—	—	—	—	—	—	—	—	—	—	—

MAYFIELD'S 2025 SPLITS vs. LHB/RHB

	BF	AB	H	2B	3B	HR	BB	SO	AVG	OBP	SLG	OPS
Total	19	16	0	0	0	0	2	2	.000	.158	.000	.158
vs. LHB	13	10	0	0	0	0	2	1	.000	.231	.000	.231
vs. RHB	6	6	0	0	0	0	0	1	.000	.000	.000	.000

SINGLE-GAME HIGHS & LOWS

	2025	CAREER
6.0, at Duke (2/21)	IP	6.2, at Princeton (3/22/24)
—	H	10, at VCU (3/10/23)
—	R	9, at Georgetown (3/10/24)
—	ER	9, at Georgetown (3/10/24)
2, at Duke (2/21)	BB	3, (3x), Last: vs. Dartmouth (3/30/24)
2, at Duke (2/21)	SO	8, at Princeton (3/22/24)
—	HR	2, (3x), Last: at JMU (3/1/24)
77, at Duke (2/21)	PITCHES	88, at Princeton (3/22/24)
—	CG	—
—	SHO	—
—	W STREAK	—
—	L STREAK	2 games (3/3/24 - 3/10/24)

NOTE: Bold denotes active streak

MAYFIELD VS. UMBC

	W-L	ERA	AVG	G	GS	IP	H	R	ER	BB	SO	HR
CAREER	—	—	—	—	—	—	—	—	—	—	—	—
VARSITY FIELD	—	—	—	—	—	—	—	—	—	—	—	—
2024	—	—	—	—	—	—	—	—	—	—	—	—

LAST APP: N/A

► Making first career appearance against UMBC this weekend ... also slated for first career outing and first start against an America East opponent.

MAYFIELD'S 2025 GAME LOG

DATE	VS.	RESULT	DEC	GS	IP	H	R	ER	BB	SO	HR	NP-S	S%	RS	W-L	ERA	AVG	NOTES
2/21	@ DUKE	W 11-8	W-1	1	6.0	0	0	0	2	2	0	77-45	58.4%	10	1-0	0.00	.000	2nd OD start ... 6 no-hit IP ... 1 over min.
FEBRUARY				1	6.0	0	0	0	2	2	0	77-45	58.4%	10	1-0	0.00	.000	
TOTALS				1	6.0	0	0	0	2	2	0	77-45	58.4%	10	1-0	0.00	.000	



NOAH KELLER

2025 STATS: 0-1, 16.88 ERA, 2.2 IP, 4 BB, 1 SO

Height / Weight: 6-1 / 210 lbs.
Hometown: Goodrich, Mich.
High School: Goodrich HS

Bats/Throws: L/L
Year: Junior

16

KELLER'S CAREER STATS

	W	L	ERA	G	GS	CG	IP	H	R	ER	BB	SO	HR	GIDP	WHIP	AVG
2023	2	5	5.37	12	11	0	52.0	57	35	31	29	50	4	3	1.65	.281
2024	1	6	6.55	13	8	0	45.1	61	46	33	30	41	5	4	2.00	.323
2025	0	1	16.88	1	1	0	2.2	6	5	5	4	1	1	0	3.75	.462
TOTALS	3	12	6.21	26	20	0	100.0	124	86	69	63	92	10	7	1.87	.306

NEWS & NOTES ON KELLER

- **THIS WEEKEND:** Scheduled to take the ball in the nightcap of Saturday's doubleheader for his 27th career appearance and 21st career start ... enters weekend eight strikeouts shy of notching 100 career punchouts.
- **LAST TIME OUT:** Earned second starting nod in opening weekend of Cornell career (served as Opening Day starter against James Madison as a freshman in 2023) ... allowed five runs on six hits over 2.2 IP, the second-shortest start of his collegiate career, trailing a two-inning outing against VCU on March 10, 2023.
- **2024:** Started eight of 13 appearances on season ... registered 1-6 record with 6.55 ERA ... lone win of season came against Yale (April 20), where he pitched six innings, allowing two runs on four hits, striking out six and walking none; outing was second quality start of season, joining March 22 appearance at Princeton (6 IP, 1 ER), where he struck out season- and career-high nine batters ... 6 IP was most on season, accomplishing feat against Princeton and Yale.
- **2023:** Made 11 starts in 12 appearances ... 11 starts matched classmate **ETHAN HAMILL** for the most starts by a freshman pitcher in Cornell history ... posted 2-5 record with 5.37 ERA while striking out 50 in 52 IP ... registered three quality outings, including back-to-back contests against Brown (April 8 - 7 IP, 1 ER) and Harvard (April 15 - 7 IP, 2 ER) ... struck out season-high seven batters on three occasions (Yale - March 26; Brown - April 8; Harvard - April 15).
- **PRIOR TO CORNELL:** Four-year letterwinner in baseball at Goodrich HS ... three-time All-Conference selection (2019, 2021, 2022) and two-time All-State selection (2021, 2022) ... named to 2022 All-State Dream Team.
- **PERSONAL:** Son of Brent and Adrienne Keller, and has two younger siblings ... enrolled in the School of Industrial and Labor Relations.

KELLER'S 2025 SPLITS

SPLIT	W	L	G	GS	IP	H	R	ER	HR	BB	SO	ERA	AVG
TOTALS	0	1	1	1	2.2	6	5	5	1	4	1	16.88	.462
Home	—	—	—	—	—	—	—	—	—	—	—	—	—
Away	0	1	1	1	2.2	6	5	5	1	4	1	16.88	.462
Neutral	—	—	—	—	—	—	—	—	—	—	—	—	—
Day	0	1	1	1	2.2	6	5	5	1	4	1	16.88	.462
Night	—	—	—	—	—	—	—	—	—	—	—	—	—
Starter	0	1	1	1	2.2	6	5	5	1	4	1	16.88	.462
Reliever	—	—	—	—	—	—	—	—	—	—	—	—	—

KELLER'S 2025 SPLITS vs. LHB/RHB

	BF	AB	H	2B	3B	HR	BB	SO	AVG	OBP	SLG	OPS
Total	17	13	6	2	0	1	4	1	.462	.588	.846	1.434
vs. LHB	8	5	4	1	0	1	3	0	.800	.875	1.600	2.475
vs. RHB	9	8	2	1	0	0	1	1	.250	.333	.375	.708

SINGLE-GAME HIGHS & LOWS

	2025	CAREER
2.2, at Duke (2/22)	IP	7.0, (2x), Last: at Harvard (4/15/23)
6, at Duke (2/22)	H	8, (3x), Last: vs. Columbia (4/28/24)
5, at Duke (2/22)	R	8, vs. Columbia (4/28/24)
5, at Duke (2/22)	ER	6, (3x), Last: vs. Columbia (4/27/24)
4, at Duke (2/22)	BB	5, (2x), Last: at Ga. Tech (2/23/24)
1, at Duke (2/22)	SO	9, at Princeton (3/22/24)
1, at Duke (2/22)	HR	3, vs. Columbia (4/27/24)
65, at Duke (2/22)	PITCHES	104, vs. Dartmouth (3/30/24)
—	CG	—
—	SHO	—
—	WSTREAK	—
—	LSTREAK	2 games, (3x), Last: (4/27-5/4/24)

NOTE: Bold denotes occurred this season; active streak

KELLER VS. UMBC

	W-L	ERA	AVG	G	GS	IP	H	R	ER	BB	SO	HR
CAREER	—	—	—	—	—	—	—	—	—	—	—	—
VARSITY FIELD	—	—	—	—	—	—	—	—	—	—	—	—
2024	—	—	—	—	—	—	—	—	—	—	—	—

LAST APP: N/A

- Making first career appearance against UMBC this weekend ... also slated for first career outing and first start against an America East opponent.

KELLER'S 2025 GAME LOG

DATE VS.	RESULT	DEC	GS	IP	H	R	ER	BB	SO	HR	NP-S	S%	RS	W-L	ERA	AVG	NOTES	
2/22 @ DUKE	L	2-16	L-1	1	2.2	6	5	5	4	1	1	65-32	49.2%	0	0-1	16.88	.462	Shortest start since 3/10/23 at VCU (2 IP)
FEBRUARY				1	2.2	6	5	5	4	1	1	65-32	49.2%	0	0-1	16.88	.462	
TOTALS				1	2.2	6	5	5	4	1	1	65-32	49.2%	0	0-1	16.88	.462	



CHRIS ELLISON

2025 STATS: 0-1, 8.31 ERA, 4.1 IP, 5 BB, 2 SO

3

Height / Weight: 6-0 / 190 lbs.
Hometown: Howell, N.J.
High School: Howell HS

Bats/Throws: R/R
Year: Senior

ELLISON'S CAREER STATS

	W	L	ERA	G	GS	CG	IP	H	R	ER	BB	SO	HR	GIDP	WHIP	AVG
2022	0	1	8.06	18	4	0	41.1	59	41	37	24	26	6	2	2.01	.339
2023	0	0	2.70	3	0	0	3.1	2	2	1	3	1	0	0	1.50	.167
2024	4	0	5.70	16	0	0	23.2	14	16	15	18	15	1	1	1.35	.171
2025	0	1	8.31	1	1	0	4.1	3	4	4	5	2	0	1	1.85	.231
TOTALS	4	2	7.06	38	5	0	72.2	78	63	57	50	44	7	4	1.76	.278

NEWS & NOTES ON ELLISON

► **THIS WEEKEND:** Scheduled to make 39th appearance and sixth start of his collegiate career on Sunday to conclude this weekend's three-game set.

► **LAST TIME OUT:** Made first collegiate start since May 8, 2022, against Brown during freshman year, snapping his streak of 19 consecutive outings coming out of Big Red's bullpen ... gave up four runs on three hits in 4.1 IP, issuing five walks and striking out a pair of Duke hitters.

► **2024:** Appeared in season-high 16 games out of bullpen ... received Honorable Mention All-Ivy honors after registering team-leading four victories, going 4-0 with 5.70 ERA in 23.2 IP ... strung nine consecutive outings (10.2 IP) without yielding a run (March 17 - April 28) ... held opponents scoreless in 12 of 16 outings ... registered first collegiate victory against Harvard (April 7), marking first of three consecutive appearances being named winning pitcher ... also posted victories over Penn (April 14) and Yale (April 20) ... was winning pitcher in Ivy League Tournament opener against Princeton (May 17) ... had season-high 4 SO in 3.2 IP against Brown (May 4) in final outing of regular season ... notched first career save against Penn (May 19) in second game of Ivy League Tournament.

► **2023:** Three relief appearances before missing remainder of season to injury ... logged 2.70 ERA in 3.1 IP with pair of outings against James Madison (Feb. 25-26).

► **2022:** Appeared in 18 games, four of which were starts, primarily serving as a long reliever ... contributed to Cornell's 11-10 comeback win over Canisius (April 5), throwing 4.1 IP of middle relief ... career-high 5 SO against Canisius and Columbia (May 1).

► **PRIOR TO CORNELL:** Three-year letterwinner in baseball and basketball at Howell HS ... also earned a letter in football ... three-time Perfect Game Honorable Mention All-America nominee (2019-21) ... earned plethora of accolades on baseball field, being named First Team All-State, First Team All-Shore Conference, as well as to All-Division team ... named Team MVP and was team captain ... tabbed Offensive MVP and Special Teams MVP on the gridiron.

► **PERSONAL:** Son of Jeffrey and Vera Ellison, and has two sisters ... currently enrolled in the College of Arts and Sciences.

ELLISON'S 2025 SPLITS

SPLIT	W	L	G	GS	IP	H	R	ER	HR	BB	SO	ERA	AVG
TOTALS	0	1	1	1	4.1	3	4	4	0	5	2	8.31	.231
Home	—	—	—	—	—	—	—	—	—	—	—	—	—
Away	0	1	1	1	4.1	3	4	4	0	5	2	8.31	.231
Neutral	—	—	—	—	—	—	—	—	—	—	—	—	—
Day	0	1	1	1	4.1	3	4	4	0	5	2	8.31	.231
Night	—	—	—	—	—	—	—	—	—	—	—	—	—
Starter	0	1	1	1	4.1	3	4	4	0	5	2	8.31	.231
Reliever	—	—	—	—	—	—	—	—	—	—	—	—	—

ELLISON'S 2025 SPLITS vs. LHB/RHB

	BF	AB	H	2B	3B	HR	BB	SO	AVG	OBP	SLG	OPS
Total	19	13	3	0	0	0	5	2	.231	.444	.231	.675
vs. LHB	13	8	2	0	0	0	5	0	.250	.538	.250	.788
vs. RHB	6	5	1	0	0	0	0	2	.200	.200	.200	.400

SINGLE-GAME HIGHS & LOWS

2025	CAREER
4.1, at Duke (2/23)	IP 5.0, at Penn (4/17/22)
3, at Duke (2/23)	H 10, vs. Dartmouth (4/24/22)
4, at Duke (2/23)	R 8, vs. Columbia (5/1/22)
4, at Duke (2/23)	ER 8, vs. Columbia (5/1/22)
5, at Duke (2/23)	BB 5, at Duke (2/23/25)
2, at Duke (2/23)	SO 5, (2x), Last: vs. Columbia (5/1/22)
—	HR 2, vs. Dartmouth (4/24/22)
85, at Duke (2/23)	PITCHES 88, at Penn (4/17/22)
—	CG —
—	SHO —
—	W STREAK 3 games (4/7/24 - 4/20/24)
—	L STREAK —

NOTE: Bold denotes active streak

ELLISON VS. UMBC

	W-L	ERA	AVG	G	GS	IP	H	R	ER	BB	SO	HR
CAREER	—	—	—	—	—	—	—	—	—	—	—	—
VARSITY FIELD	—	—	—	—	—	—	—	—	—	—	—	—
2024	—	—	—	—	—	—	—	—	—	—	—	—

LAST APP: N/A

► Making first career appearance against UMBC this weekend ... outing will be his fifth appearance (first start) against an America East opponent ... 4 IP, 2 H, 3 R, 3 ER, 3 BB, 2 SO combined in four relief appearances against Binghamton, the Big Red's geographic rival that also competes in the America East Conference.

ELLISON'S 2025 GAME LOG

DATE VS.	RESULT	DEC	GS	IP	H	R	ER	BB	SO	HR	NP-S	S%	RS	W-L	ERA	AVG	NOTES
2/23 @ DUKE	L 1-18	L-1	1	4.1	3	4	4	5	2	0	85-38	44.7%	0	0-1	8.31	.231	First start since 2022; career-high for BB
FEBRUARY			1	4.1	3	4	4	5	2	0	85-38	44.7%	0	0-1	8.31	.231	
TOTALS			1	4.1	3	4	4	5	2	0	85-38	44.7%	0	0-1	8.31	.231	

BIG RED BULLPEN BRIEFS

#12 RYAN PORTER | SR. | OF/RHP

2025: 0-0-0 | 1 G (0 GS) | 2.1 IP | 11.57 ERA | 2 SO (15.4 K%) | 2 BB (15.4 BB%)

1ST-PITCH K%: 9/13 (69.2%) 1ST BATTER EFF.: 0/1 (0.0%) IR/IRS: 2/2 (0.0% stranded) vs. LHB: .571 (4-7), 1 HR
LAST WIN: 4/28/23 vs. Penn LAST LOSS: 5/20/24 vs. Penn LAST SAVE: 4/20/24 vs. Yale vs. RHB: .000 (0-4), 0 HR

► Pitched 2.1 IP in season debut (Feb. 21) at No. 17-ranked Duke ... allowed three runs on four hits, while issuing pair of walks and striking out a pair of Blue Devils hitters.

► Appeared in 20 games in 2024, making eight starts (five in LF, two in RF, one as SP) ... split time between pitcher's mound and field before primarily serving as a relief pitcher in mid-March ... 0-2 record with two saves in 13 outings on mound ... lone start of season on mound came in championship game of Ivy League Baseball Tournament against Penn (May 20) ... registered saves against Dartmouth (March 30) and Yale (April 20) ... pitched season-high four innings against Columbia (April 27), where he struck out season-high four batters.

LAST FIVE OUTINGS	IP	H	R	ER	BB	SO
2/21 at Duke	2.1	4	3	3	2	2
—	—	—	—	—	—	—
—	—	—	—	—	—	—
—	—	—	—	—	—	—
TOTALS (0-0-0)	2.1	4	3	3	2	2

#21 JOHN GERFEN | JR. | LHP

2025: 0-0-0 | 1 G (0 GS) | 0.0 IP | 0.00 ERA | 0 SO | 0 BB

1ST-PITCH K%: 0/0 (0.0%) 1ST BATTER EFF.: 0/0 (0.0%) IR/IRS: 0/0 (0.0% stranded) vs. LHB: .000 (0-0), 0 HR
LAST WIN: — LAST LOSS: 4/14/23 at Harvard LAST SAVE: — vs. RHB: .000 (0-0), 0 HR

► Came out of bullpen for relief outing last Sunday (Feb. 23) against No. 17-ranked Duke, but left during warmups due to apparent injury.

► Logged six outings out of Cornell's bullpen in 2024 ... four of six appearances featured him pitching at least one inning ... did not allow any runs in four of six outings ... struck out season-high three batters against Binghamton (April 16), matching career high set against Ithaca (April 4, 2023) ... sister, Jennifer, also attends Cornell.

LAST FIVE OUTINGS	IP	H	R	ER	BB	SO
2/23 at Duke	0.0	0	0	0	0	0
—	—	—	—	—	—	—
—	—	—	—	—	—	—
—	—	—	—	—	—	—
TOTALS (0-0-0)	0.0	0	0	0	0	0

#26 JOHN HEGARTY | FR. | RHP

2025: 0-0-0 | 1 G (0 GS) | 1.0 IP | 27.00 ERA | 3 SO (37.5 K%) | 2 BB (25.0 BB%)

1ST-PITCH K%: 4/8 (50.0%) 1ST BATTER EFF.: 1/1 (100.0%) IR/IRS: 3/2 (33.3% stranded) vs. LHB: .333 (1-3), 1 HR
LAST WIN: — LAST LOSS: — LAST SAVE: — vs. RHB: .500 (1-2), 0 HR

► Made collegiate debut last Saturday (Feb. 22) against No. 17-ranked Duke ... allowed three runs on two hits over an inning-plus of work ... walked two and struck out trio of Blue Devils hitters.

► Earned four varsity letters in baseball at St. Mark's School in Southborough, Mass. ... named Team MVP and was First Team All-Independent School League (ISL) and First Team All-New England Prep School Athletic Conference (NEPSAC) selection ... also received ISL All-Star honors in 2023 and was an All-ISL honorable mention as a sophomore in 2022 ... named to Honor Roll all four years at St. Mark's ... played club baseball for New England Ruffnecks Baseball from 2019-23 ... father, Patrick, played baseball at Harvard (1990-93) ... sister, Catherine, was member of Regis College women's track and field team in 2021-22 ... brother, Michael, is committed to play football at Penn in fall 2025.

LAST FIVE OUTINGS	IP	H	R	ER	BB	SO
2/22 at Duke	1.0	2	3	3	2	3
—	—	—	—	—	—	—
—	—	—	—	—	—	—
—	—	—	—	—	—	—
TOTALS (0-0-0)	1.0	2	3	3	2	3

#30 WILLIAM JAUN | SR. | 1B/LHP

2025: 0-0-0 | 1 G (0 GS) | 1.1 IP | 27.00 ERA | 2 SO (18.2 K%) | 6 BB (54.5 BB%)

1ST-PITCH K%: 5/11 (45.5%) 1ST BATTER EFF.: 1/1 (100.0%) IR/IRS: 1/0 (100.0% stranded) vs. LHB: .500 (1-2), 0 HR
LAST WIN: 2/25/25 at Ga. Tech LAST LOSS: 4/27/24 vs. Columbia LAST SAVE: 5/5/24 at Brown vs. RHB: .000 (0-3), 0 HR

► Made season debut last Saturday (Feb. 22) against No. 17-ranked Duke ... surrendered four runs on one hit while walking six and striking out two in 1.1 IP.

► Registered 29.2 IP across 12 appearances (six starts) in 2024 after missing first two years due to injury ... was winning pitcher in collegiate debut against Georgia Tech (Feb. 25), registering 5 IP, 4 H, 2 ER ... fanned season-high five batters on two occasions (March 15 at Richmond; April 27 vs. Columbia) ... logged first collegiate save against Brown (May 5), pitching final three innings, allowing one run, and striking out three batters ... father, Gregory, played four years of baseball at Notre Dame (1980-83) ... brother, Eric, was outfielder at Babson (2016-19).

LAST FIVE OUTINGS	IP	H	R	ER	BB	SO
2/22 at Duke	1.1	1	4	4	6	2
—	—	—	—	—	—	—
—	—	—	—	—	—	—
—	—	—	—	—	—	—
TOTALS (0-0-0)	1.1	1	4	4	6	2

#34 ETHAN VAN SICE | SO. | RHP

2025: 0-0-0 | 0 G (0 GS) | 0.0 IP | 0.00 ERA | 0 SO | 0 BB

1ST-PITCH K%: 0/0 (0.0%) 1ST BATTER EFF.: 0/0 (0.0%) IR/IRS: 0/0 (0.0% stranded) vs. LHB: .000 (0-0), 0 HR
LAST WIN: — LAST LOSS: — LAST SAVE: — vs. RHB: .000 (0-0), 0 HR

► Did not appear in any games in 2024 due to injury ... played four years of baseball at Gonzaga College in Washington, D.C. ... aided program to 2022 WCAC Championship and was named to 2023 All-WCAC Team.

LAST FIVE OUTINGS	IP	H	R	ER	BB	SO
—	—	—	—	—	—	—
—	—	—	—	—	—	—
—	—	—	—	—	—	—
—	—	—	—	—	—	—
TOTALS (0-0-0)	—	—	—	—	—	—

#36 NATHANIEL JENNEWEIN | SO. | LHP

2025: 0-0-0 | 1 G (0 GS) | 2.2 IP | 13.50 ERA | 0 SO | 3 BB (20.0 BB%)

1ST-PITCH K%: 5/15 (33.3%) 1ST BATTER EFF.: 0/1 (0.0%) IR/IRS: 0/0 (0.0% stranded) vs. LHB: .250 (2-8), 1 HR
LAST WIN: 2/25/25 at Ga. Tech LAST LOSS: 4/27/24 vs. Columbia LAST SAVE: 5/5/24 at Brown vs. RHB: .667 (2-3), 0 HR

► Made first appearance of season last Saturday (Feb. 22) at No. 17-ranked Duke ... allowed four runs on four hits while issuing trio of walks over 2.2 IP.

► Logged 12 appearances in first collegiate season in 2024 ... lone start of season came against Binghamton (April 16), where he struck out season-high five batters in 2 IP ... also struck out four batters in season-high 3 IP against Columbia (April 27) ... held opponents without a run in six outings, including three of last five ... lone brother, Paul, played baseball at DePauw (2022-23).

LAST FIVE OUTINGS	IP	H	R	ER	BB	SO
2/22 at Duke	2.2	4	4	4	3	0
—	—	—	—	—	—	—
—	—	—	—	—	—	—
—	—	—	—	—	—	—
TOTALS (0-0-0)	2.2	4	4	4	3	0

BIG RED BULLPEN BRIEFS

#37 HUXLEY HOLCOMBE | SO. | LHP

2025: 0-0-0 | 1 G (0 GS) | 3.1 IP | 27.00 ERA | 2 SO (9.5 K%) | 5 BB (23.8 BB%)

1ST-PITCH K%: 13/21 (61.9%)	1ST BATTER EFF.: 0/1 (0.0%)	IR/IRS: 3/3 (0.0% stranded)	vs. LHB: .400 (2-5), 0 HR	LAST FIVE OUTINGS	IP	H	R	ER	BB	SO
LAST WIN: 4/13/24 at Penn	LAST LOSS: 3/22/24 at Princeton	LAST SAVE: —	vs. RHB: .364 (4-11), 1 HR	2/23 at Duke	3.1	6	10	10	5	2

► Pitched 3.1 IP in season debut last Sunday (Feb. 23) at Duke ... allowed 10 runs on six hits while walking five and striking out a pair of Blue Devils hitters.

► Started three of 14 appearances on mound in 2024, logging 2-2 record with 7.78 ERA ... served as one of Cornell's go-to bulk arms out of bullpen, registering 3+ IP in eight of 11 relief outings and 10 of 14 total appearances ... pitched season-high 5.0 IP and was winning pitcher in consecutive outings against Harvard (April 6) and Penn (April 13) ... named Ivy League Rookie of the Week following performance against Harvard, where he earned first collegiate victory after pitching five shutout innings, yielding just two baserunners (1 H, 1 BB), and striking out three ... posted season-high 4 SO on two occasions (April 28 vs. Columbia; May 20 vs. Penn).

#40 TAVIAN RAMOS | FR. | RHP

2025: 0-0-0 | 0 G (0 GS) | 0.0 IP | 0.00 ERA | 0 SO | 0 BB

1ST-PITCH K%: 0/0 (0.0%)	1ST BATTER EFF.: 0/0 (0.0%)	IR/IRS: 0/0 (0.0% stranded)	vs. LHB: .000 (0-0), 0 HR	LAST FIVE OUTINGS	IP	H	R	ER	BB	SO
LAST WIN: —	LAST LOSS: —	LAST SAVE: —	vs. RHB: .000 (0-0), 0 HR	—	—	—	—	—	—	—

► Ramos, a native of Neenah, Wis., is the fourth Wisconsin-born player to play baseball at Cornell, joining former infielders **THOMAS BOETTCHER** (1970-72 — Madison, Wis.) and **CURT STAUTZ** (1979 — Madison, Wis.), and right-handed pitcher **JONATHAN ZACHARIAS** (2019-22 — Green Bay, Wis.).

#42 JOSH SHEA | JR. | RHP

2025: 0-0-0 | 2 G (0 GS) | 0.2 IP | 13.50 ERA | 1 SO (25.0 K%) | 0 BB

1ST-PITCH K%: 2/4 (50.0%)	1ST BATTER EFF.: 1/2 (50.0%)	IR/IRS: 4/2 (50.0% stranded)	vs. LHB: .000 (0-1), 0 HR	LAST FIVE OUTINGS	IP	H	R	ER	BB	SO
LAST WIN: —	LAST LOSS: —	LAST SAVE: —	vs. RHB: .667 (2-3), 0 HR	2/22 at Duke	0.1	0	0	0	0	0

► Pitched 0.1 IP in pair of outings last weekend against No. 17-ranked Duke ... allowed two hits and one run while striking out a batter in latter appearance last Sunday (Feb. 23).

► Lone appearance of season in 2024 came against Binghamton (May 1), pitching a scoreless inning, allowing one hit and striking out one ... made six relief appearances during 2023, where he struck out two batters in 3.1 innings of work ... pitched season-high 1 IP against Ithaca (April 4, 2023) and Binghamton (April 11, 2023) ... mother, Beth, played tennis at Brown; uncle, Ken Katz, played tennis at Princeton ... grandmother also attended Cornell.

#44 SAM KEENE | FR. | LHP

2025: 0-0-0 | 2 G (0 GS) | 0.1 IP | 189.00 ERA | 0 SO | 5 BB (62.5 BB%)

1ST-PITCH K%: 4/8 (50.0%)	1ST BATTER EFF.: 1/2 (50.0%)	IR/IRS: 1/1 (0.0% stranded)	vs. LHB: .667 (2-3), 0 HR	LAST FIVE OUTINGS	IP	H	R	ER	BB	SO
LAST WIN: —	LAST LOSS: —	LAST SAVE: —	vs. RHB: .000 (0-0), 0 HR	2/21 at Duke	0.1	1	4	4	3	0

► Appeared in two games for the Big Red last weekend against No. 17-ranked Duke ... made collegiate debut last Friday (Feb. 21), where he allowed four runs on one hit and walked three over 0.1 IP ... surrendered three runs on one hit and walked two batters without registering an out last Sunday (Feb. 23).

► Earned three varsity letters at Boston College HS, where he was winning pitcher in program's clinching of 2024 Massachusetts State Baseball Championship ... team captain during 2024 season for program that ranked as high as No. 39 nationally ... two-time Catholic Conference All-Star selection (2023-24) ... named to All-Scholastic Team by *Boston Globe* in 2024 and by *Patriot Ledger* in 2023 and 2024 ... member of National Honor Society ... earned high honors all four years of high school ... played club baseball for North East Baseball, playing four years with team ... named to Perfect Game All-Tournament Team during 2022 and 2023 seasons ... aided team to WWBA New England Championship in 2023.

BIG RED STARTING PITCHER RUN SUPPORT

PLAYER	GS	RUN SUPPORT	RUN PER 9 IP	RUNS IN STARTS	RUNS PER START	TEAM W-L	QUALITY STARTS
Carson Mayfield	1	10	15.00	11	11.00	1-0	1
Noah Keller	1	0	0.00	2	2.00	0-1	0
Chris Ellison	1	0	0.00	1	1.00	0-1	0
TOTALS	3	10	6.92	14	4.67	1-2	1

BIG RED 2025 PITCHING SPLITS

	W	L	SV	G	IP	H	R	ER	HR	BB	SO	ERA	AVG
Total	1	2	0	3	25.0	31	42	42	6	34	16	15.12	.313
Home	—	—	—	—	—	—	—	—	—	—	—	—	—
Away	1	2	0	3	25.0	31	42	42	6	34	16	15.12	.313
Neutral	—	—	—	—	—	—	—	—	—	—	—	—	—
Day	1	2	0	3	25.0	31	42	42	6	34	16	15.12	.313
Night	—	—	—	—	—	—	—	—	—	—	—	—	—
Starter	1	2	0	3	13.0	9	9	9	0	11	5	6.23	.214
Reliever	0	0	0	3	12.0	22	33	33	6	23	11	24.75	.386
February	1	2	0	3	25.0	31	42	42	6	34	16	15.12	.313
March	—	—	—	—	—	—	—	—	—	—	—	—	—
April	—	—	—	—	—	—	—	—	—	—	—	—	—
May	—	—	—	—	—	—	—	—	—	—	—	—	—

2025 GAME-BY-GAME PITCHING STATISTICS

DATE	OPPONENT	W/L	SCORE	IP	H	R	ER	BB	SO	2B	3B	HR	WP	BK	HBP	IBB	ERA	WHIP	BB/9	SO/9
2/21	at Duke	W	11-8	9.0	6	8	8	7	5	1	0	2	1	0	1	0	8.00	1.44	7.00	5.00
2/22	at Duke	L	2-16	8.0	13	16	16	15	6	3	0	3	1	0	1	0	12.71	2.41	11.65	5.82
2/23	at Duke	L	1-18	8.0	12	18	18	12	5	0	2	1	0	0	0	0	15.12	2.60	12.24	5.76
DUKE SERIES		1-2	14-42	25.0	31	42	42	34	16	4	2	6	2	0	2	0	15.12	2.60	12.24	5.76
3/1	at UMBC																			
3/1	at UMBC																			
3/2	at UMBC																			
UMBC SERIES																				
3/7	vs. Michigan State																			
3/8	vs. UAB																			
3/9	at Winthrop																			
FIRST PITCH INVITE STATS																				
3/15	at Towson																			
3/15	at Towson																			
3/16	at Towson																			
TOWSON SERIES																				
3/22	at Yale																			
3/22	at Yale																			
3/23	at Yale																			
YALE SERIES																				
3/25	at Binghamton																			
3/29	BROWN																			
3/29	BROWN																			
3/30	BROWN																			
BROWN SERIES																				
4/5	at Columbia																			
4/5	at Columbia																			
4/6	at Columbia																			
COLUMBIA SERIES																				
4/8	at Bucknell																			
4/12	PENN																			
4/12	PENN																			
4/13	PENN																			
PENN SERIES																				
4/15	at Binghamton																			
SEASON VS. BINGHAMTON																				
4/19	at Harvard																			
4/19	at Harvard																			
4/20	at Harvard																			
HARVARD SERIES																				
4/26	at Dartmouth																			
4/26	at Dartmouth																			
4/27	at Dartmouth																			
DARTMOUTH SERIES																				
4/29	at Binghamton																			
SEASON VS. BINGHAMTON																				
5/3	PRINCETON																			
5/3	PRINCETON																			
5/4	PRINCETON																			
PRINCETON SERIES																				

BIG RED BATTER BRIEFS

#1 JOHN QUINLAN | JR. | OF | S/R

FEB. 23 AT DUKE: 1-5, 2B

SERIES VS. DUKE: 2-14 (.143), 2B, 2 RBI, 2 BB, 5 SO

ROAD TRIP: 2-14 (.143), 2B, 2 RBI, 2 BB, 5 SO

2025: .143 / .250 / .214 / .464 | 0 HR | 2 RBI | 0 SB

vs. LHP: .125 (1-for-8, 0 HR)

vs. RHP: .167 (1-for-6, 0 HR)

ACTIVE HIT STREAK: 1 G, (1-5, .200)

LAST ERROR: 5 G, 5/19/24 vs. Penn (LF)

► Batted .143 in season-opening series against No. 17-ranked Duke last weekend ... hit leadoff double to begin last Sunday's contest (Feb. 23) ... drove in pair of runs on two-RBI single in Big Red's upset victory over the Blue Devils (Feb. 21).

► Unanimously named First Team All-Ivy selection in 2024 after starting all 33 appearances (29 in LF, four in RF) ... concluded season with .378 batting average with nine doubles, two triples, five home runs, and 20 RBI ... stole team-leading 10 bases, going 10-for-12 on steal attempts ... 56 hits ranked tied with **KEN VEENEMA** (1977) for fifth in Cornell history, trailing **GUY LEACH** (61 in 1988), **NATHAN FORD** (59 in 2008), **ERIK RICO** (57 in 2002), and **BRIAN BILLIGEN** (2012); figure was tied for sixth in Ivy League ... concluded year with second-highest batting average (.378) among eligible Ivy League hitters ... batted .423 in conference games, one of three Ivy League hitters to hit .400 in contests against Ancient Eight opposition ... led Ivy League in hits in conference play (42), lone player to reach 40-hit plateau in 2024 ... notched trio of four-hit efforts against Harvard (April 7), Penn (April 14), and Yale (April 20), one of two Cornell players since 2003 with at least three four-hit games in a season (**MARSHALL YANZICK** - 2012) ... hit walk-off two-RBI double in opening game of April 20 doubleheader against Yale, capping latest four-hit game of season; bloop two-run double solidified eight-run comeback for Big Red, which trailed 8-0 in bottom of eighth inning ... received Ivy League Player of the Week honors on April 22 after slashing .588/.667/1.118 (1.784 OPS), going 10-for-17 with three doubles, two home runs, five RBI, three stolen bases while striking out zero times during Big Red's 3-1 week against Binghamton and Yale ... Cornell's Academic All-Ivy selection.

#2 MASON BARELA | FR. | C/INF | R/R

FEB. 23 AT DUKE: 1-1

SERIES VS. DUKE: 1-2, SO

ROAD TRIP: 1-2, SO

2025: .500 / .500 / .500 / 1.000 | 0 HR | 0 RBI | 0 SB

vs. LHP: 1.000 (1-for-1, 0 HR)

vs. RHP: .000 (0-for-1, 0 HR)

ACTIVE HIT STREAK: 1 G, (1-1, 1.000)

LAST ERROR: 2 G without an error

► Made pair of pinch-hit appearances in season-opening weekend series at No. 17-ranked Duke ... struck out in first collegiate at-bat last Saturday (Feb. 22) before notching first collegiate base hit last Sunday (Feb. 23).

► Earned four varsity letters in baseball at Jupiter HS, where program won four district titles ... nominated for 2023 Palm Beach Athlete of the Year ... named captain during senior year.

#4 CADEN WILDMAN | SO. | OF | R/R

FEB. 23 AT DUKE: 1-4, RBI, 3 SO

SERIES VS. DUKE: 3-11 (.273), 2 R, 2 2B, RBI, BB, 5 SO

ROAD TRIP: 3-11 (.273), 2 R, 2 2B, RBI, BB, 5 SO

2025: .273 / .333 / .455 / .788 | 0 HR | 1 RBI | 0 SB

vs. LHP: .167 (1-for-6, 0 HR)

vs. RHP: .400 (2-for-5, 0 HR)

ACTIVE HIT STREAK: 3 G, (3-11, .273)

LAST ERROR: 22 G, 4/7 (G1) vs. Harvard (RF)

► Batted .273 (3-for-11) in season-opening series at No. 17-ranked Duke last weekend ... scored twice, had two doubles and singled home Big Red's lone run in last Sunday's loss to the Blue Devils (Feb. 23).

► Had breakout sophomore campaign in 2024, starting 35 of 38 appearances (32 in right field, three in center field) ... one of two players to play in all 38 of Cornell's games (**NATHAN WAUGH**) ... batted .279 with four doubles, five home runs, and 23 RBI ... became first Cornell player in program history to hit multiple grand slams in a game — which came in seventh and eighth innings — with two-home run game in nightcap of April 13 doubleheader at Penn ... named Ivy League's Co-Player of the Week following weekend performance against Penn, where he posted a .333/.375/.800 slash line, notching a double, two home runs, 11 RBI, and scored five runs ... plated go-ahead run with bases-clearing double in series finale and solidifying series victory against Quakers.

#6 KYLE MUSSER | SR. | OF | R/R

FEB. 23 AT DUKE: 0-4, HBP, SO

SERIES VS. DUKE: 1-14 (.071), R, 2 RBI, BB, HBP, 2 SO

ROAD TRIP: 1-14 (.071), R, 2 RBI, BB, HBP, 2 SO

2025: .071 / .188 / .071 / .259 | 0 HR | 2 RBI | 0 SB

vs. LHP: .125 (1-for-8, 0 HR)

vs. RHP: .000 (0-for-6, 0 HR)

ACTIVE HIT STREAK: 0 G, (0-4)

LAST ERROR: 41 G without an error

► Registered one base hit in 14 at-bats (.071) last weekend in season-opening series at No. 17-ranked Duke ... drove in both RBI on weekend with two-RBI single in fifth inning of Cornell's loss last Saturday (Feb. 22).

► Made six starts in 14 appearances in 2024 ... batted .313 with one home run and five RBI ... registered first multi-hit game of season against Penn (April 13), going 2-for-2 with three runs scored while coming off bench ... recorded first collegiate home run — a go-ahead three-run blast with Big Red down to its final strike — against Binghamton (April 16) ... logged season-high three hits against Brown (May 4), going 3-for-5 with an RBI.

#7 MAX JENSEN | SR. | OF | L/R

FEB. 23 AT DUKE: 0-3, R, BB, SO

SERIES VS. DUKE: 3-11 (.273), 2 R, 2B, HR, RBI, 2 BB, 2 SO

ROAD TRIP: 3-11 (.273), 2 R, 2B, HR, RBI, 2 BB, 2 SO

2025: .273 / .385 / .636 / 1.021 | 1 HR | 1 RBI | 1 SB

vs. LHP: .286 (2-for-7, 1 HR)

vs. RHP: .250 (1-for-4, 0 HR)

ACTIVE HIT STREAK: 0 G, (0-3)

LAST ERROR: 5 G, 5/19/24 vs. Penn (3B)

► Batted .273 (3-for-11) in Cornell's season-opening series at Duke ... scored twice, had a double, home run, and drew a pair of walks ... 20-game hit streak snapped after going 0-for-3 with a walk in series finale last Sunday (Feb. 23) ... 20-game hit streak was the longest streak on record since the 2003 season ... riding a 21-game on-base streak, dating back to last season after drawing eighth-inning walk and later scored on **CADEN WILDMAN**'s one-out RBI single.

► Unanimously named First Team All-Ivy in 2024 after slashing .358/.455/.561 with 1.007 OPS ... appeared and started in 37 games for the Big Red, splitting time between first and third base ... one of four Big Red hitters to bat over .300 on season, concluding year with .358 average with eight doubles, two triples, six home runs, and 37 RBI ... also scored 34 runs, one of three Big Red players to reach 30-plus runs ... ended season riding 18-game hit streak; had 11 multi-hit games and nine multi-RBI games during stretch358 average ranked fifth among eligible Ivy League hitters455 on-base percentage ranked fifth in conference and 1.015 OPS was eighth-highest in Ancient Eight ... registered 53 hits during season, tied for ninth-most in Ivy League ... logged .400 batting average in conference contests, one of three Ivy League players to accomplish feat and one of two Cornell players to do so (**JOHN QUINLAN** — .424) ... concluded conference play with second-highest hit total (37) trailing Quinlan's conference-leading 42 base knocks ... drove in 26 RBI in Ivy League play, marking fifth-most in Ancient Eight ... committed just one error in 239 fielding opportunities, leading to .996 fielding percentage ... factored in team-leading 20 double plays on season.

BIG RED BATTER BRIEFS

#8 LUKE JOHNSON | SO. | INF | R/R

2025: .273 / .333 / .364 / .697 | 0 HR | 2 RBI | 1 SB

FEB. 23 AT DUKE: 0-3, SO

SERIES VS. DUKE: 3-11 (.273), R, 2B, 2 RBI, HBP, 2 SO

vs. LHP: .333 (2-for-6, 0 HR)

ACTIVE HIT STREAK: 0 G, (0-3)

ROAD TRIP: 3-11 (.273), R, 2B, 2 RBI, HBP, 2 SO

vs. RHP: .200 (1-for-5, 0 HR)

LAST ERROR: 6 G, 5/5/24 at Brown (3B)

► Batted .273 (3-for-11) in last weekend's season-opening series at No. 17-ranked Duke ... scored a run, hit a double and drove in two runs during series ... both RBI came in Big Red's upset victory over the Blue Devils (Feb. 21), singling home a run in the sixth and doubling home another in the seventh.

► Started 19 of 28 appearances in 2024, primarily at third base ... batted .241 with three doubles and five RBI ... recorded hit in 10 of last 13 games of season ... registered doubles in first two collegiate games against Georgia Tech (Feb. 23 and Feb. 25) ... drove in first two RBI of collegiate career in latter game against Georgia Tech ... posted 3-for-5 effort with a double against Yale in opening game of April 20 doubleheader ... hit go-ahead two-run single in ninth inning against Princeton (May 17) in opening game of Ivy League Baseball Tournament ... older brother, Spencer, is pitcher at George Fox University, an Oregon-based Division III institution ... father, Craig, played collegiate tennis at Pepperdine (1989-93) before playing professionally and earned ranking as high as No. 287 ... mother, Michelle, played collegiate tennis at Notre Dame ... great-grandfather and great-grandmother (1929), great-uncle (1956), grandfather (1957), grandmother (1958), and aunt (1986) are all Cornell graduates.

#12 RYAN PORTER | SR. | OF/RHP | R/R

2025: .000 / .500 / .000 / .500 | 0 HR | 0 RBI | 0 SB

FEB. 23 AT DUKE: 0-1

SERIES VS. DUKE: 0-1, BB

vs. LHP: .000 (0-for-1, 0 HR)

ACTIVE HIT STREAK: 0 G (0-1)

ROAD TRIP: 0-1, BB

vs. RHP: .000 (0-for-0, 0 HR)

LAST ERROR: 11 G, 4/7/24 at Harvard (P)

► Played in all three games last weekend in Big Red's season-opening series at No. 17-ranked Duke ... pitched final 2.1 innings in season opener before appearing as a pinch-hitter in ninth inning of final two games of series ... drew a walk last Saturday (Feb. 22) and flew out last Sunday (Feb. 23).

► Appeared in 20 games on season, making eight starts (five in left field, two in right field, one as starting pitcher) ... split time between pitcher's mound and field before primarily serving as a relief pitcher in mid-March ... batted .185 in 27 at-bats, logging one double and three RBI ... opened season with two-RBI effort against Georgia Tech (Feb. 23) ... logged lone multi-hit performance on season in series finale against Georgia Tech (Feb. 25).

#15 OWEN CARLSON | SO. | INF | L/R

2025: .300 / .364 / .300 / .664 | 0 HR | 1 RBI | 0 SB

FEB. 23 AT DUKE: 1-3, SO

SERIES VS. DUKE: 3-10 (.300), 2 R, RBI, HBP, 4 SO

vs. LHP: .429 (3-for-7, 0 HR)

ACTIVE HIT STREAK: 1 G (1-3)

ROAD TRIP: 3-10 (.300), 2 R, RBI, HBP, 4 SO

vs. RHP: .000 (0-for-3, 0 HR)

LAST ERROR: 19 games without an error

► Batted .300 (3-for-10) in season-opening series against No. 17-ranked Duke, where he started at second base in all three games ... scored twice and drove in a run with an RBI single in Big Red's upset victory over the Blue Devils (Feb. 21).

► Started in six of 16 appearances in 2024 ... started four games at second base, one at third base, and one as DH ... batted .286 with one double, one home run, and two RBI ... notched first career extra-base hit (double) against Richmond (March 16) ... posted two of three multi-hit performances against Richmond (March 16 and 17) ... other multi-hit performance came against Binghamton (May 1), where he blasted first collegiate home run in 2-for-5 effort with two runs scored ... did not commit any errors in his 24 fielding opportunities.

#18 TJ SWIDORSKI | JR. | INF | R/R

2025: .500 / .500 / .500 / 1.000 | 0 HR | 0 RBI | 0 SB

FEB. 23 AT DUKE: 0-1

SERIES VS. DUKE: 1-2

vs. LHP: .000 (0-for-0, 0 HR)

ACTIVE HIT STREAK: 0 G (0-1, .000)

ROAD TRIP: 1-2

vs. RHP: .500 (1-for-2, 0 HR)

LAST ERROR: 13 G, 3/17/24 at Richmond (SS)

► Registered a pair of pinch-hit appearances last weekend in season-opening series against No. 17-ranked Duke ... reached base safely in both appearances, singling in his first at-bat of season last Saturday (Feb. 22) and reached on a fielder's choice last Sunday (Feb. 23).

► Started in all 17 appearances on season, all of which came at shortstop ... batted .234 with three doubles and six RBI ... posted four multi-hit games, including season-high three hits against Brown (May 4) in 3-for-6 effort with three runs scored and a double ... drove in season-high three RBI against Georgia Tech (Feb. 25) ... collected two of his three doubles on season in opening game of March 10 doubleheader against Georgetown ... went 2-for-4 with two RBI against Yale (April 21) ... committed just one error in 79 fielding opportunities (.987 fielding percentage).

#19 MARK QUATRANI | SO. | C | R/R

2025: .083 / .154 / .083 / .237 | 0 HR | 0 RBI | 0 SB

FEB. 23 AT DUKE: 1-4

SERIES VS. DUKE: 1-12 (.083), R, BB, 4 SO

vs. LHP: .000 (0-for-6, 0 HR)

ACTIVE HIT STREAK: 1 G, (1-4, .250)

ROAD TRIP: 1-12 (.083), R, BB, 4 SO

vs. RHP: .167 (1-for-6, 0 HR)

LAST ERROR: 4 G, 5/20/24 vs. Penn (C)

► Registered just one hit over 12 at-bats in season-opening series against No. 17-ranked Duke last weekend ... snapped 0-for-11 start to season with an eighth-inning single in last Sunday's loss (Feb. 23) to the Blue Devils.

► Named Ivy League Rookie of the Year in 2024, becoming third Cornell player to earn honor (**BILL WALKENBACH** - 1995; **KELLEN URBON** - 2012) ... also received First Team All-Ivy honors, serving as lone freshman to earn distinction this season ... sixth Cornell player named First Team All-EIBL or All-Ivy as freshman since 1976, the first year freshman were eligible to play varsity baseball, joining **GREG MYERS** (1979), **JOHN DeGIOVANNI** (1980), Walkenbach (1995), **JUSTIN MILO** (2007), and Urbon (2012) ... started 29 of 30 appearances (20 starts at catcher, nine as designated hitter) ... concluded season batting .362 with .492 on-base percentage and .714 slugging percentage (1.231 OPS) with two doubles, one triple, 11 home runs, and 43 RBI ... 11 home runs were most by Cornell freshman in program history; became fourth Big Red player to hit 10-plus home runs in season (12, **CHRIS CRUZ** - 2012; 11, **ERIC KIRBY** - 1995; **ERIK RICO** - 2002) ... 43 RBI tied **GUY LEACH** (1988) for second-most in program history, two shy of matching **PETE WATZKA** (45 in 1971) for program record492 on-base percentage was fifth-highest by Cornell player with at least 80 at-bats714 slugging percentage ranked second-highest in program history (Rico — .768 — 2002); pair are lone players with slugging percentage north of .700 in a season (min. 80 at-bats) ... finished within top 10 among eligible Ivy League hitters in numerous statistical categories: on-base percentage and OPS (2nd), batting average and slugging percentage (3rd), home runs and RBI (T-5th), and hit by pitches (T-6th) ... drove in Ivy League-leading 30 RBI in conference games and hit seven of 11 HR against Ancient Eight opponents, tied for third-most in league ... opened collegiate career with two-hit effort and solo home run against Georgia Tech (Feb. 24) ... drove in season-high six RBI against Dartmouth (March 30) in 3-for-5 effort with two home runs — one of which was a grand slam ... went 4-for-9 with three home runs and nine RBI in series against Dartmouth (March 30-31), en route to earning first of three Ivy League Rookie of the Week honors ... logged six RBI while going 6-for-13 in series against Penn (April 13-14), earning first of two consecutive Rookie of the Week accolades ... collected at least one RBI in 10 consecutive games from April 7-27, amassing 15 RBI during stretch ... registered four three-hit games throughout season, including both games of final day of Ivy League Tournament against Penn (May 20) ... drove in three-plus RBI in six games (four three-RBI games, one four-RBI game, one six-RBI game) ... caught six of 25 runners stealing on season (24.0 percent) ... registered .972 fielding percentage (four errors in 142 fielding chances).

BIG RED BATTER BRIEFS

#20 KEVIN HAGER | SO. | INF | R/R

FEB. 23 AT DUKE: 2-2, HBP

SERIES VS. DUKE: 3-6, 4 R, HR, 2 RBI, BB, 3 HBP, SO
ROAD TRIP: 3-6, 4 R, HR, 2 RBI, BB, 3 HBP, SO

2025: .500 / .636 / 1.000 / 1.636 | 1 HR | 2 RBI | 0 SB

vs. LHP: .500 (2-for-4, 1 HR)
vs. RHP: .500 (1-for-2, 0 HR)

ACTIVE HIT STREAK: 1 G (2-2, 1.000)
LAST ERROR: 4 G, 5/20/24 vs. Penn (SS)

► Named Ivy League Player of the Week on Monday after igniting Cornell to its season-opening upset victory over No. 17-ranked Duke (Feb. 21) ... leadoff home run to begin third inning was first of 10 unanswered runs scored by the Big Red in its 11-8 win over the Blue Devils ... batted .500 (3-for-6) with a home run and two RBI while leading team in runs scored (4) and was hit by three pitches ... also leading team in slugging percentage (1.000) and OPS (1.636).

► Started 21 of 23 appearances in 2024, all of which came at shortstop ... batted .241 with one double, four home runs, and 12 RBI ... six of his 12 RBI on season came during Ivy League Tournament, earning spot on Ivy League All-Tournament team ... concluded campaign on season-high five-game hit streak ... posted first collegiate extra-base hit (RBI double) against Richmond (March 16) ... registered first collegiate home run — the first three consecutive Cornell home runs — against Dartmouth in nightcap of March 30 twin bill ... other three home runs came against Penn on April 14 in regular season and May 19 and May 20 in Ivy League Tournament games ... committed four errors in 92 fielding chances (.957 fielding percentage) ... brother, Frank Jr., played baseball at Cornell for four years (2009-12) prior to serving as an assistant coach for seven years (2016-22).

#22 JAKOBI DAVIS | SR. | OF | L/L

FEB. 23 AT DUKE: 1-2, BB, HBP, SO

SERIES VS. DUKE: 4-8, R, 3B, 2 RBI, 3 BB, HBP, 2 SO, SB
ROAD TRIP: 4-8, R, 3B, 2 RBI, 3 BB, HBP, 2 SO, SB

2025: .500 / .667 / .750 / 1.417 | 0 HR | 2 RBI | 1 SB

vs. LHP: .800 (4-for-5, 0 HR)
vs. RHP: .000 (0-for-3, 0 HR)

ACTIVE HIT STREAK: 7 G (9-23, .391)
LAST ERROR: 53 G, 4/8/23 vs. Brown (CF)

► Finished season-opening weekend against No. 17-ranked Duke tied with **KEVIN HAGER** for the team lead in batting average (.500), going 4-for-8 with a triple, two RBI, and stealing a base ... drew four free passes on the weekend (three walks and one hit by pitch)667 on-base percentage leads team and is one of three starters (Hager — 1.636; **MAX JENSEN** — 1.021) to have an OPS north of 1.000.

► Enters weekend riding a career-high seven-game hit streak, dating back to last season ... hitting for a .391 clip (9-for-23) during streak with five runs scored, a double, triple, three RBI, and a pair of stolen bases.

► All 35 of appearances in 2024 were starts in center field ... batted .265 with four doubles, two triples, three home runs, and 14 RBI ... successful on five of his seven steal attempts on season ... went 3-for-4 in regular-season series finale against Penn (April 14), matching his single-game high for hits ... recorded both of his triples on the road against James Madison (March 3) and Brown (May 4) ... two of three home runs on year occurred at Booth Field; first home run of season was final blast of three consecutive home runs hit against Dartmouth in nightcap of March 30 twin bill ... did not register an error in his 71 fielding opportunities.

#25 BECK UROFSKY | JR. | INF | R/R

FEB. 23 AT DUKE: DID NOT PLAY

SERIES VS. DUKE: 0-0
ROAD TRIP: 0-0

2025: .000 / .000 / .000 | 0 HR | 0 RBI | 0 SB

vs. LHP: .000 (0-for-0, 0 HR)
vs. RHP: .000 (0-for-0, 0 HR)

ACTIVE HIT STREAK: 0 G (0-4)
LAST ERROR: 8 G, 4/11/23 at Binghamton (P)

► Logged five appearances in 2024, four of which came on pitcher's mound ... lone plate appearance of season came against Georgetown (March 10) ... had five plate appearances during 2023 campaign, going 0-for-3 with two walks and was hit by a pitch.

#30 WILLIAM JAUN | SR. | 1B/LHP | L/L

FEB. 23 AT DUKE: DID NOT PLAY

SERIES VS. DUKE: 0-0
ROAD TRIP: 0-0

2025: .000 / .000 / .000 | 0 HR | 0 RBI | 0 SB

vs. LHP: .000 (0-for-0, 0 HR)
vs. RHP: .000 (0-for-0, 0 HR)

ACTIVE HIT STREAK: 2 G (2-7, .286)
LAST ERROR: 9 G, 3/16/24 at Richmond (1B)

► Lone appearance of season-opening series at No. 17-ranked Duke last weekend came out of bullpen.

► Registered 19 at-bats over first month of season before sustaining injury that forced him out of action for a month ... went 3-for-19 at the plate over first month of season, recording a double (Georgia Tech - Feb. 24) and RBI (Georgetown - March 10) ... father, Gregory, played four years of baseball at Notre Dame (1980-83) ... brother, Eric, was outfielder at Babson (2016-19).

#31 RYAN DILLON | FR. | C | R/R

FEB. 23 AT DUKE: 0-1, SO

SERIES VS. DUKE: 0-1, SO
ROAD TRIP: 0-1, SO

2025: .000 / .000 / .000 | 0 HR | 0 RBI | 0 SB

vs. LHP: .000 (0-for-1, 0 HR)
vs. RHP: .000 (0-for-0, 0 HR)

ACTIVE HIT STREAK: 0 G (0-1)
LAST ERROR: 0 G

► Made collegiate debut last Sunday (Feb. 23) against No. 17-ranked Duke, serving as a pinch-hitter in ninth inning.

► Earned four varsity letters in baseball at Marlborough HS, where he was a three-year captain and named Team MVP on three occasions ... named to *Worcester Telegram & Gazette* All-Star team in 2024 ... three-time honoree to Mid-Wach All-Star teams, earning second-team honors in 2022 and first-team honors in 2023 and 2024, and was named league MVP in 2024 ... received Preseason All-American honorable mention honors from Perfect Game in 2023 (underclassmen) and 2024 ... member of National Honor and Business Honor Societies ... volunteered with Unified Basketball and Best Buddies for all four years of high school ... played travel baseball for four years with the Nokona Chiefs.

BIG RED 2025 BATTING SPLITS

	AB	R	H	2B	3B	HR	RBI	BB	SO	AVG	OBP	SLG	OPS
TOTALS	103	14	25	5	1	2	13	12	29	.243	.358	.369	.727
Home	—	—	—	—	—	—	—	—	—	—	—	—	—
Away	103	14	25	5	1	2	13	12	29	.243	.358	.369	.727
Neutral	—	—	—	—	0	—	—	—	—	—	—	—	—
Day	103	14	25	5	1	2	13	12	29	.243	.358	.369	.727
Night	—	—	—	—	0	—	—	—	—	—	—	—	—
February	103	14	25	5	1	2	13	12	29	.243	.358	.369	.727
March	—	—	—	—	—	—	—	—	—	—	—	—	—
April	—	—	—	—	—	—	—	—	—	—	—	—	—
May	—	—	—	—	—	—	—	—	—	—	—	—	—

BIG RED LINEUP PRODUCTION

	AB	R	H	2B	3B	HR	RBI	BB	SO	AVG	OBP	SLG	OPS
1st	14	0	2	1	0	0	2	2	5	.143	.250	.214	.464
2nd	14	1	1	0	0	0	2	1	2	.071	.188	.071	.259
3rd	12	2	3	1	0	1	1	2	3	.250	.357	.583	.940
4th	12	1	1	0	0	0	0	1	4	.083	.154	.083	.237
5th	11	2	3	2	0	0	1	1	5	.273	.333	.455	.788
6th	9	1	5	0	1	0	2	3	2	.556	.692	.778	1.470
7th	7	4	3	0	0	1	2	2	1	.429	.615	.857	1.472
8th	12	2	4	0	0	0	1	0	5	.333	.385	.333	.718
9th	12	1	3	1	0	0	2	0	2	.250	.308	.333	.641

2025 GAME-BY-GAME BATTING STATISTICS																								
DATE	OPPONENT	W/L	SCORE	AB	R	H	RBI	2B	3B	HR	TB	BB	IBB	SB	CS	HBP	SH	SF	GDP	SO	AVG	OBP	SLG	OPS
2/21	at Duke	W	11-8	38	11	11	10	3	1	2	22	5	0	2	0	2	1	1	0	8	.289	.391	.579	.970
2/22	at Duke	L	2-16	31	2	6	2	1	0	0	7	5	0	1	0	2	0	0	1	12	.246	.369	.420	.789
2/23	at Duke	L	1-18	34	1	8	1	1	0	0	9	2	0	0	0	3	0	0	1	9	.243	.358	.369	.727
DUKE SERIES		1-2	14-42	103	14	25	13	5	1	2	38	12	0	3	0	7	1	1	2	29	.243	.358	.369	.727
3/1	at UMBC																							
3/1	at UMBC																							
3/2	at UMBC																							
UMBC SERIES																								
3/7	vs. Michigan State																							
3/8	vs. UAB																							
3/9	at Winthrop																							
FIRST PITCH INVITE STATS																								
3/15	at Towson																							
3/15	at Towson																							
3/16	at Towson																							
TOWSON SERIES																								
3/22	at Yale																							
3/22	at Yale																							
3/23	at Yale																							
YALE SERIES																								
3/25	at Binghamton																							
3/29	BROWN																							
3/29	BROWN																							
3/30	BROWN																							
BROWN SERIES																								
4/5	at Columbia																							
4/5	at Columbia																							
4/6	at Columbia																							
COLUMBIA SERIES																								
4/8	at Bucknell																							
4/12	PENN																							
4/12	PENN																							
4/13	PENN																							
PENN SERIES																								
4/15	at Binghamton																							
SEASON VS. BINGHAMTON																								
4/19	at Harvard																							
4/19	at Harvard																							
4/20	at Harvard																							
HARVARD SERIES																								
4/26	at Dartmouth																							
4/26	at Dartmouth																							
4/27	at Dartmouth																							
DARTMOUTH SERIES																								
4/29	at Binghamton																							
SEASON VS. BINGHAMTON																								
5/3	PRINCETON																							
5/3	PRINCETON																							
5/4	PRINCETON																							
PRINCETON SERIES																								

2025 BIG RED HOME RUNS

PLAYER	HR	vL	vR	ROAD/		RUNNERS ON				OUTS			TIED	GO	DIRECTION					TEAM	LAST HR		ABs
				HOME	NEUTRAL	0	1	2	3	0	1	2			LF	LC	CF	RC	RF		DATE / OPPONENT	PITCHER	
Mason Barela	—	—	—	—	—	—	—	—	—	—	—	—	—	—	—	—	—	—	—	—	—	—	—
Tyler Beaulieu	—	—	—	—	—	—	—	—	—	—	—	—	—	—	—	—	—	—	—	—	—	—	—
Owen Carlson	—	—	—	—	—	—	—	—	—	—	—	—	—	—	—	—	—	—	—	—	5/1/24 at Binghamton	Sajeski	13
Jakobi Davis	—	—	—	—	—	—	—	—	—	—	—	—	—	—	—	—	—	—	—	—	4/20/24 vs. Yale	Richardson	44
Ryan Dillon	—	—	—	—	—	—	—	—	—	—	—	—	—	—	—	—	—	—	—	—	—	—	—
Kevin Hager	1	1	—	—	1	1	—	—	—	1	—	—	—	1	1	—	—	—	—	1-0	2/21/25 at Duke	Johnson	5
William Jaun	—	—	—	—	—	—	—	—	—	—	—	—	—	—	—	—	—	—	—	—	—	—	—
Max Jensen	1	1	—	—	1	1	—	—	—	1	—	—	—	—	—	—	—	—	1	1-0	2/21/25 at Duke	Johnson	8
Luke Johnson	—	—	—	—	—	—	—	—	—	—	—	—	—	—	—	—	—	—	—	—	—	—	—
Jackson Marko	—	—	—	—	—	—	—	—	—	—	—	—	—	—	—	—	—	—	—	—	—	—	—
Kyle Musser	—	—	—	—	—	—	—	—	—	—	—	—	—	—	—	—	—	—	—	—	4/16/24 at Binghamton	Rosner	30
Ryan Porter	—	—	—	—	—	—	—	—	—	—	—	—	—	—	—	—	—	—	—	—	4/28/23 vs. Penn	Zaffiro	35
Mark Quatrani	—	—	—	—	—	—	—	—	—	—	—	—	—	—	—	—	—	—	—	—	5/19/24 vs. Penn	Tobin	20
John Quinlan	—	—	—	—	—	—	—	—	—	—	—	—	—	—	—	—	—	—	—	—	4/20/24 vs. Yale	Shaw	69
Jayden Shin	—	—	—	—	—	—	—	—	—	—	—	—	—	—	—	—	—	—	—	—	—	—	—
TJ Swidorski	—	—	—	—	—	—	—	—	—	—	—	—	—	—	—	—	—	—	—	—	2/25/23 at JMU	Murphy	109
Beck Urofsky	—	—	—	—	—	—	—	—	—	—	—	—	—	—	—	—	—	—	—	—	—	—	—
Matthew Walters	—	—	—	—	—	—	—	—	—	—	—	—	—	—	—	—	—	—	—	—	—	—	—
Caden Wildman	—	—	—	—	—	—	—	—	—	—	—	—	—	—	—	—	—	—	—	—	5/20/24 vs. Penn	Zaffiro	15

LEADOFF HR (0)

PLAYER (CAREER NO.) DATE / OPP

BACK-2-BACK HR (0)

PLAYERS DATE / OPP

2-HR GAMES (0)

PLAYER (CAREER NO.) DATE / OPP

GRAND SLAMS (0)

PLAYER (CAREER NO.) DATE / OPP

BIG RED MISCELLANEOUS BATTING

PLAYER	MULTI-HIT GAMES						MULTI-RBI GAMES						HIT STREAKS					HITS	
	2	3	4	5+	TOTAL	CAREER	2	3	4	5+	TOTAL	CAREER	5-9	10-14	15+	ACTIVE	2025 HIGH	CAREER HIGH	INFIELD BUNT
Mason Barela	—	—	—	—	—	—	—	—	—	—	—	—	—	—	—	1	—	—	—
Tyler Beaulieu	—	—	—	—	—	—	—	—	—	—	—	—	—	—	—	—	—	—	—
Owen Carlson	1	—	—	—	1	4	—	—	—	—	—	—	—	—	—	1	—	2, (2x), Last: 2024	1
Jakobi Davis	1	—	—	—	1	16	1	—	—	—	1	10	—	—	—	7	3, (2/21 - Pres.)	7, 2024-25	2
Ryan Dillon	—	—	—	—	—	—	—	—	—	—	—	—	—	—	—	—	—	—	—
Kevin Hager	1	—	—	—	1	6	1	—	—	—	1	4	—	—	—	1	—	6, 2024-25	—
William Jaun	—	—	—	—	—	—	—	—	—	—	—	—	—	—	—	2	—	2, 2024	—
Max Jensen	1	—	—	—	1	37	—	—	—	—	—	21	—	—	—	0	2, (2/21 - 2/22)	20, 2024-25	—
Luke Johnson	1	—	—	—	1	5	1	—	—	—	1	3	—	—	—	3	2, (2/21 - Pres.)	5, 2024	1
Jackson Marko	—	—	—	—	—	—	—	—	—	—	—	—	—	—	—	—	—	—	—
Kyle Musser	—	—	—	—	—	3	1	—	—	—	1	4	—	—	—	0	—	4, (2x), Last: 2024	—
Ryan Porter	—	—	—	—	—	12	—	—	—	—	—	9	—	—	—	0	—	4, 2022-23	—
Mark Quatrani	—	—	—	—	—	12	—	—	—	—	—	11	—	—	—	1	—	10, 2024	—
John Quinlan	—	—	—	—	—	27	1	—	—	—	1	8	—	—	—	1	—	9, 2024	—
Jayden Shin	—	—	—	—	—	—	—	—	—	—	—	—	—	—	—	—	—	—	—
TJ Swidorski	—	—	—	—	—	7	—	—	—	—	—	3	—	—	—	0	—	3, 2023	—
Beck Urofsky	—	—	—	—	—	—	—	—	—	—	—	—	—	—	—	—	—	—	—
Matthew Walters	—	—	—	—	—	—	—	—	—	—	—	—	—	—	—	—	—	—	—
Caden Wildman	—	—	—	—	—	8	—	—	—	—	—	5	—	—	—	3	3, (2/21 - Pres.)	11, 2024	—

Bold denotes active streak

DAILY BATTING LOGS

PLAYER	2/23 at DUKE	2/24 at DUKE	2/25 at DUKE	3/1 (1) at UMBC	3/1 (2) at UMBC	3/2 at UMBC	3/8 vs. MSU	3/9 vs. UAB	3/10 at WIN	3/15 (1) at TOW	3/15 (2) at TOW	3/16 at TOW	3/22 (1) vs. YALE	3/22 (2) vs. YALE
Mason Barela		k	1											
Tyler Beaulieu														
Owen Carlson	kk11c	kho	1ok											
Jakobi Davis	ow13w	ko1	hw1k											
Ryan Dillon			k											
Kevin Hager	4hchF	kwd	11h											
William Jaun														
Max Jensen	o24oo	o1wo	koow											
Luke Johnson	eo12o	koh1	cok											
Jackson Marko														
Kyle Musser	oodewo	oo1dk	hooook											
Ryan Porter		w	o											
Mark Quatrani	kowko	okko	doo1											
John Quinlan	oowo1k	kkwok	2ooooe											
Jayden Shin														
TJ Swidorski		1	c											
Beck Urofsky														
Matthew Walters														
Caden Wildman	kobe2	2woo	kkk1											

KEY: 1-Single, 2-Double, 3-Triple, 4-Home Run, o-Out, k-Strikeout, w-Walk, W-Int. Walk, h-Hit by Pitch, e-Reached on Error, b-Sac Bunt, F-Sac Fly, c-Fielder's Choice, d-Double Play;
NOTE: Shading denotes started game; read left-to-right for first-to-last AB.

BIG RED W-L RECORD BY LINEUP CARD

PLAYER	BATTING ORDER (STARTS)									BY POSITION (STARTS)								
	1ST	2ND	3RD	4TH	5TH	6TH	7TH	8TH	9TH	C	1B	2B	3B	SS	LF	CF	RF	DH
Mason Barela	—	—	—	—	—	—	—	—	—	—	—	—	—	—	—	—	—	—
Tyler Beaulieu	—	—	—	—	—	—	—	—	—	—	—	—	—	—	—	—	—	—
Owen Carlson	—	—	—	—	—	—	—	1-2	—	—	—	1-2	—	—	—	—	—	—
Jakobi Davis	—	—	—	—	—	1-2	—	—	—	—	—	—	—	—	—	1-2	—	—
Ryan Dillon	—	—	—	—	—	—	—	—	—	—	—	—	—	—	—	—	—	—
Kevin Hager	—	—	—	—	—	—	1-2	—	—	—	—	—	—	1-2	—	—	—	—
William Jaun	—	—	—	—	—	—	—	—	—	—	—	—	—	—	—	—	—	—
Max Jensen	—	—	1-2	—	—	—	—	—	—	—	1-2	—	—	—	—	—	—	—
Luke Johnson	—	—	—	—	—	—	—	—	1-2	—	—	—	1-2	—	—	—	—	—
Jackson Marko	—	—	—	—	—	—	—	—	—	—	—	—	—	—	—	—	—	—
Kyle Musser	—	1-2	—	—	—	—	—	—	—	—	—	—	—	—	—	—	—	1-2
Ryan Porter	—	—	—	—	—	—	—	—	—	—	—	—	—	—	—	—	—	—
Mark Quatrani	—	—	—	1-2	—	—	—	—	—	1-2	—	—	—	—	—	—	—	—
John Quinlan	1-2	—	—	—	—	—	—	—	—	—	—	—	—	—	1-2	—	—	—
Jayden Shin	—	—	—	—	—	—	—	—	—	—	—	—	—	—	—	—	—	—
TJ Swidorski	—	—	—	—	—	—	—	—	—	—	—	—	—	—	—	—	—	—
Beck Urofsky	—	—	—	—	—	—	—	—	—	—	—	—	—	—	—	—	—	—
Matthew Walters	—	—	—	—	—	—	—	—	—	—	—	—	—	—	—	—	—	—
Caden Wildman	—	—	—	—	1-2	—	—	—	—	—	—	—	—	—	—	—	1-2	—

RUNS BY INNING

	1	2	3	4	5	6	7	8	9	10	11	12	13	14	15	TOTAL
BIG RED	0	0	1	0	2	3	6	2	0	—	—	—	—	—	—	14
OPPONENTS	1	3	1	0	13	5	9	10	0	—	—	—	—	—	—	42
DIFFERENCE	-1	-3	0	0	-11	-2	-3	-8	0	—	—	—	—	—	—	-28

VICTORY MARGIN

	1	2	3	4	5	6	7	8	9	10	11	12	13	14	15+
BIG RED	—	—	1	—	—	—	—	—	—	—	—	—	—	—	—
OPPONENTS	—	—	—	—	—	—	—	—	—	—	—	—	—	1	1

BIG RED COMEBACK VICTORIES

DATE / OPPONENT	LARGEST DEFICIT
—	—

BIG RED MULTI-RUN INNINGS

	TIMES	LAST TIME
2 Runs	1	2/22 at Duke (5th inning, 1 hit)
3 Runs	1	2/21 at Duke (6th inning, 4 hits)
4 Runs	0	—
5 Runs	0	—
6 Runs	1	2/21 at Duke (7th inning, 4 hits)
7 Runs	0	—
8 Runs	0	—
9 Runs	0	—
10+ Runs	0	—



2025 TEAM STATISTICS (as of 2/27/25)

	STAT	NCAA	IVY
BASE ON BALLS	12	287th	4th
BATTING AVERAGE	.233	216th	3rd
DOUBLE PLAYS	4	157th	1st
DOUBLE PLAYS / GAME	1.33	6th	1st
DOUBLES	5	271st	3rd
DOUBLES / GAME	1.67	146th	3rd
EARNED RUN AVERAGE	15.12	298th	8th
FIELDING PERCENTAGE	1.000	1st	1st
HIT BATTERS	2	295th	8th
HIT BY PITCH	7	218th	1st
HITS	24	287th	3rd
HITS ALLOWED / 9 INN.	11.16	230th	4th
HOME RUNS	2	252nd	3rd
HOME RUNS / GAME	0.67	170th	3rd
ON-BASE PERCENTAGE	.350	202nd	2nd
RUNS	14	282nd	4th
SACRIFICE BUNTS	1	205th	3rd
SACRIFICE FLIES	1	220th	4th
SCORING	4.7	225th	4th
SHUTOUTS	—	—	—
SLUGGING PCT.	.359	200th	4th
STOLEN BASES	3	253rd	2nd
STOLEN BASES / GAME	1.00	165th	2nd
SO/BB RATIO	0.47	297th	8th
STRIKEOUTS / 9 INN.	5.8	288th	8th
TRIPLE PLAYS	—	—	—
TRIPLES	1	131st	1st
TRIPLES / GAME	0.33	62nd	1st
WHIP	2.60	291st	8th
WIN PERCENTAGE	.333	198th	2nd
WALKS / 9 INN.	12.24	296th	8th

2025 INDIVIDUAL LEADERS

	STAT	NCAA	IVY
BASE ON BALLS PER GAME			
Jakobi Davis	1.00	106th	3rd
BATTING AVERAGE			
Jakobi Davis	.500	31st	2nd
Kevin Hager	.500	31st	2nd
DOUBLES PER GAME			
Caden Wildman	0.67	25th	2nd
EARNED RUN AVERAGE			
Carson Mayfield	0.00	1st	1st
HIT BY PITCH PER GAME			
Kevin Hager	1.00	3rd	1st
HIT BY PITCH			
Kevin Hager	3	131st	1st
HITS ALLOWED PER NINE INNINGS			
Carson Mayfield	0.00	1st	1st
HOME RUNS PER GAME			
Kevin Hager	0.33	127th	2nd
Max Jensen	0.33	127th	2nd
ON-BASE PERCENTAGE			
Jakobi Davis	.667	8th	1st
Kevin Hager	.636	22nd	3rd
RUNS PER GAME			
Kevin Hager	1.33	125th	3rd
SACRIFICE BUNTS			
Caden Wildman	1	140th	2nd
SACRIFICE BUNTS PER GAME			
Caden Wildman	0.33	28th	2nd
SACRIFICE FLIES			
Kevin Hager	1	112th	1st
SLUGGING PERCENTAGE			
Kevin Hager	1.000	18th	1st
Jakobi Davis	.750	135th	6th
TRIPLES			
Jakobi Davis	1	48th	1st
TRIPLES PER GAME			
Jakobi Davis	0.33	6th	1st
VICTORIES			
Carson Mayfield	1	134th	1st
WHIP			
Carson Mayfield	0.33	7th	1st

IVY LEAGUE PRESEASON POLL

► The Ivy League preseason poll was announced this past Monday with Columbia pitted as the unanimous favorite following a vote of two representatives from each of the eight Ivy League programs (16 total voters).

► Penn was picked to finish second, serving as the lone other Ancient Eight program to receive over 100 points. Cornell was tabbed third while Princeton was selected to finish fourth, rounding out the projected second annual Ivy League Tournament, which will be held at the No. 1 seed.

► Yale (69 points) and Harvard (59 points) were picked to finish fifth and sixth, respectively, while Dartmouth (30 points) and Brown (21 points) rounded out the final two spots.

► Cornell's third-place projection is the program's highest preseason ranking in the annual Ivy League's preseason poll since its inception in 2018.

QUATRANI HONORED BY DIBASEBALL

► Sophomore catcher **MARK QUATRANI** was honored by D1Baseball.com with preseason honors, being selected as one of the top 50 catchers in Division I baseball on Jan. 28.

► Quatrani, fresh off being named the Ivy League's Rookie of the Year last year, came in ranked at No. 39 on the list after posting a .362 batting average in his first year with the Big Red. Paired with his batting average, Quatrani registered a 1.206 OPS (.492 on-base percentage and .714 slugging percentage) after blasting 11 home runs and driving in 43 runs, both figures serving as team-highs.

► Among the 50 players named to the preseason list, Quatrani was the lone representative from the Ivy League and one of 12 sophomores honored, three of which were redshirt sophomores. Quatrani was one of 18 non-Power Four catchers named to the list

► Of the 49 players that played college baseball last season, Quatrani had the highest OPS (1.206) of any player named to the list, with his figure being 31 points higher than Virginia's Jacob Ference (1.175). Quatrani also had the third-highest batting average of those named, trailing Bowling Green sophomore Garrett Wright (.380) and Oklahoma junior Easton Carmichael (.366).

STARTING OFF STRONG

► Sophomore catcher **MARK QUATRANI** had one of the highest batting averages by a freshman in Cornell program history last season.

► Since freshmen were first eligible to play for the Big Red beginning with the 1976 season, Quatrani's .366 batting average last year ranked as the third-highest by a first-year player in program history, with a minimum of 80 at-bats, only trailing **BRIAN BILLIGEN** (.404 in 2009) and **TERRY BIRRER** (.379 in 1982).

► Quatrani became one of five players to have hit at least .360 in their first collegiate season with the Big Red, joining Billigen, Birrer, former Big Red infielder and head coach **BILL WALKENBACH** (.363 in 1995), and infielder **ANDREW LURIA** (.363 in 1999).

ALL-IVY AWARDS

► Last season, current seniors **MAX JENSEN** and **JOHN QUINLAN** were unanimously voted First Team All-Ivy last season, while current sophomore catcher **MARK QUATRANI** was also voted a first-team selection along with being tabbed the conference's Rookie of the Year.

► Quatrani's Rookie of the Year award signified just the third time in program history that a Cornell player was honored with been tabbed the conference's top newcomer. Only infielder **BILL WALKENBACH** (1995) and pitcher **KELLON URBON** (2012) were the previous Big Red players to receive the honor.

► The trio of First Team All-Ivy selections signified the fifth overall time (1969, 1971, 1977, 1982, 2024) that Cornell has had at least three first-team all-league players since first being instituted in 1960. **MIKE BRANCA** (first base), **MARLIN MCPHAIL** (second base), **JOHN DeMAYO** (outfield), and **GREG MYERS** (pitcher) all received First Team All-EIBL honors in the last instance Cornell had at least three first-team all-league selections.

IVY PRESEASON POLL

2025 IVY LEAGUE PRESEASON POLL

Two Votes Per Program

SCHOOL (First-Place Votes)	POINTS
1. Columbia (16)	128
2. Penn	101
► 3. Cornell	88
4. Princeton	80
5. Yale	69
6. Harvard	59
7. Dartmouth	30
8. Brown	21

CORNELL RECORD BOOK

TOP BATTING AVG. BY FRESHMAN (Min. 80 ABs)
Cornell Program History

PLAYER	SEASON	AB	H	AVG
Brian Billigen	2009	114	46	.404
Terry Birrer	1982	116	44	.379
► Mark Quatrani	2024	105	38	.366
Bill Walkenbach	1995	146	53	.3630
Andrew Luria	1999	113	41	.3628

CORNELL RECORD BOOK

TRIO OF FIRST TEAM ALL-LEAGUE HONOREES
Program History (Since 1960)

PLAYERS	YEAR
Ed Cott (C), Chris Ritter (OF), Pete Watzka (3B), Bob Witkoski (SS)	1969
Tom Boettcher (3B), Pete Watzka (OF), Bob Witkoski (2B)	1971
Gary Gronowski (P), Dave Johnson (OF), Ken Veenema (2B)	1977
Mike Branca (1B), John DeMayo (OF), Marlin McPhail (2B), Greg Myers (P)	1982
► Max Jensen (1B), Mark Quatrani (C), John Quinlan (OF)	2024

BIG RED TRENDS

CATEGORY	2025	UNDER PEPICELLI	STREAK
Overall	1-2	102-169-1	Lost 2
Ivy League Games	0-0	57-88	Won 1
Non-Conference Games	1-2	45-81-1	Lost 2
vs. Power 4 Opponent	1-2	4-25	Lost 2
vs. Non-Power 4 Opponent	0-0	41-56-1	Lost 2
Home Games	0-0	34-49-1	Lost 4
Away Games	1-2	61-112	Lost 2
Neutral Site Games	0-0	7-8	Lost 2
Day Games <small>(before 5 p.m.)</small>	1-2	97-161-1	Lost 2
Night Games <small>(5 p.m. or later)</small>	0-0	5-8	Lost 1
February	1-2	2-21	Lost 2
March	0-0	35-60	Won 4
April	0-0	51-74-1	Lost 4
May	0-0	14-14	Lost 2
Cornell Scores 0-2 Runs	0-2	7-75	Lost 20
Cornell Scores 3-5 Runs	0-0	24-61-1	Lost 2
Cornell Scores 6-9 Runs	0-0	37-30	Lost 2
Cornell Scores 10+ Runs	1-0	34-3	Won 1
Cornell Allows 0-2 Runs	0-0	35-8	Won 6
Cornell Allows 3-5 Runs	0-0	38-35-1	Won 5
Cornell Allows 6-9 Runs	1-0	26-65	Won 4
Cornell Allows 10+ Runs	0-2	3-61	Lost 9
Leading after Six Innings	1-0	76-13	Won 1
Trailing after Six Innings	0-2	21-144	Lost 2
Tied after Six Innings	0-0	5-12-1	Lost 1
Leading after Seven Innings	1-0	69-8	Won 1
Trailing after Seven Innings	0-2	15-134	Lost 9
Tied after Seven Innings	0-0	7-8-1	Won 1
Leading after Eight Innings	1-0	74-4	Won 3
Trailing after Eight Innings	0-2	7-138	Lost 9
Tied after Eight Innings	0-0	8-8-1	Won 1
Big Red With No Home Runs	0-2	36-108	Lost 10
Big Red Hit a Home Run	1-0	66-61-1	Won 1
Hits One Home Run	0-0	39-50-1	Lost 1
Hits Multiple Home Runs	1-0	27-11	Won 1
Big Red Has No Errors	1-2	38-45	Lost 2
Big Red Has an Error	0-0	64-124-1	Lost 1
Commits One Error	0-0	37-47-1	Won 3
Commits Multiple Errors	0-0	27-77	Lost 1
Out-hit Opponent	1-0	80-24	Won 1
Out-hit by Opponent	0-2	16-136-1	Lost 9
Hits Equal	0-0	6-9	Won 1
Big Red Scores First	1-0	63-53-1	Won 2
Opponent Scores First	0-2	39-116	Lost 4
Extra-Inning Games	0-0	7-11-1	Lost 1
One-Run Games	0-0	26-35	Won 1
Two-Run Games	0-0	20-23	Lost 1
Five-Plus-Run Games	0-2	30-78	Lost 3
Shutouts	0-0	6-20	Lost 5

DIGGING THE LONG BALL

- Cornell hit 52 home runs last season, marking the most by the Big Red in a single season in the program's 153-year history, besting the previous mark of 38 set during the 2009 season.
- Freshman catcher **MARK QUATRANI** led the Big Red in home runs last season with 11, tying **ERIC KIRBY** (1995) and **ERIK RICO** (2002) for the second-most blasts in a season. The 11 home runs by a freshman broke a 29-year record held by former infielder **BILL WALKENBACH** — who later became the Big Red's head coach from 2009-15 — after he hit six home runs in 1996.
- Quatrani enters the 2025 campaign five home runs shy of matching Kirby, **RAUL GOMEZ** (1998-01), and **ANDREW LURIA** (1999-02) for the ninth-most home runs in program history. **CHRIS CRUZ** assumes the program record for home runs (25 from 2011-14).
- Speaking of Quatrani, he registered the team's single-season record for home runs with a leadoff blast in Cornell's 14-11 setback in the opener of a twin bill with Columbia last April 27 at Booth Field in Ithaca.
- Of the 52 home runs hit last season by Cornell, eight came on the power of grand slams, the most in a season on record in program history. The grand slam total matched the combined output over the previous nine years combined.

WHEN IT RUNS, IT POURS

- Cornell scored 270 runs across its 38 games last season, computing to a 7.11 runs per game average, ranking 117th nationally.
- The Big Red's 7.11 runs per game average was its highest clip in a single season since 1901, when Cornell scored 180 runs in 24 games (7.50 runs per game). Last year's average also ranked as the fourth-highest scoring year in Cornell history with at least 20 games played.
- Last season's 270 runs scored was the 31st time in Cornell's 153-year history of the baseball program that it scored at least 200 runs in a season. The 270 runs were the third-most by the Big Red in a single season and was its highest run total since scoring a program-record 279 times in 2012, Cornell's last time it appeared in the NCAA Tournament.
- Last year, Cornell displayed a knack for scoring runs in bundles, as 225 of its 270 runs came in multi-run innings (83.3 percent of its run production).
- The Big Red had 66 multi-run innings in 2024 and had registered at least one inning with two-plus runs in 33 of its 38 games played (86.8 percent). Since the beginning of the 2022 season, Cornell has had at least one multi-run inning in 90 of its 112 games (80.4 percent), which includes 10 of its last 11 contests.

RAREFIED COMPANY

- Senior outfielder **JOHN QUINLAN** and senior infielder **MAX JENSEN** were two of Cornell's most reliable hitters in Ivy League play last season.
- Quinlan mustered 42 hits in conference games, assuming Cornell's program record for hits in conference play in a single season. He also became just the second player in EIBL / Ivy League history with 40-plus hits in conference games in a single season, joining former Dartmouth shortstop Tyler Cox, who had 45 hits in Ancient Eight play in 2022.
- Jensen also excelled against Ivy League opposition last season, amassing 37 base knocks to place him in a five-way tie with Yale's Dan Thompson (1995), Brown's Joe Lomuscio (2019), Columbia's Joe Engel (2019), and Harvard's Jake Suddleson (2019) for the sixth-most hits in conference play in EIBL / Ivy League history.
- The Cornell duo became the first pair of teammates in the history of the EIBL and Ivy League to record at least 37 hits in the same season. Quinlan (54) and Jensen (51) also became the third set of Big Red teammates with 50-plus hits in a season, joining **KEN VEENEMA** (56) and **DAVE JOHNSON** (50) in 1977 and **BRIAN BILLIGEN** (57) and **FRANK HAGER** (52) in 2012.

CORNELL RECORD BOOK

MOST HOME RUNS IN SINGLE SEASON <i>Cornell Program History</i>		
RK	SEASON	HRs
► 1.	2024	52
2.	2009	38
3.	1999	35
4.	2001	34
5.	2022	33
6.	1995	30
	2010	30
	2023	30

CORNELL RECORD BOOK

MOST RUNS PER GAME IN A SINGLE SEASON <i>Cornell Program History (Min. 20 GP)</i>			
SEASON	GP	RUNS	RPG
1891	25	232	9.28
1901	24	180	7.50
1900	33	246	7.45
► 2024	38	270	7.11
MOST RUNS SCORED IN A SINGLE SEASON <i>Cornell Program History</i>			
SEASON	GP	RUNS	RPG
2012	49	279	5.69
1984	42	278	6.62
► 2024	38	270	7.11

IVY LEAGUE LEADERS

MOST HITS IN CONFERENCE PLAY <i>EIBL / Ivy League History</i>			
PLAYER	SCHOOL	YEAR	HITS
Tyler Cox	Dartmouth	2022	45
► John Quinlan	Cornell	2024	42
Matt Kutler	Brown	2005	39
Tom Grandieri	Penn	2010	38
Peter Matt	Penn	2019	38
Dan Thompson	Yale	1995	37
Joe Lomuscio	Brown	2019	37
Joe Engel	Columbia	2019	37
Jake Suddleson	Harvard	2019	37
► Max Jensen	Cornell	2024	37

IVY WEEKLY HONORS

DATE	AWARD	PLAYER (SCHOOL)
Feb. 24	Player	Kevin Hager (Cornell)
	Pitcher	Carson Mayfield (Cornell)
	Rookie	Sebastian Haggard (Penn)

STANDINGS AND SCHEDULES

as of 2/27/25		IVY LEAGUE				OVERALL						
OPPONENT	W-L	PCT	GB	STREAK	W-L	PCT	STREAK	HOME	AWAY	NEUTRAL	RPI	
Yale	0-0	.000	—	—	3-0	1.000	W3	0-0	3-0	0-0	87	
Columbia	0-0	.000	—	—	1-2	.333	L2	0-0	1-2	0-0	284	
Cornell	0-0	.000	—	—	1-2	.333	L2	0-0	1-2	0-0	245	
Dartmouth	0-0	.000	—	—	0-3	.000	L3	0-0	0-3	0-0	163	
Harvard	0-0	.000	—	—	0-3	.000	L3	0-0	0-0	0-3	296	
Penn	0-0	.000	—	—	0-3	.000	L3	0-0	0-3	0-0	33	
Brown	0-0	.000	—	—	0-4	.000	L4	0-0	0-4	0-0	270	
Princeton	0-0	.000	—	—	0-4	.000	L4	0-0	0-4	0-0	242	

LAST WEEK'S SCHEDULE

Friday, Feb. 21

#17 Duke 11, #17 Duke 6

#9 Florida State 24, Penn 2 (7 inn.)
#16 Texas 4, Dartmouth 3
Columbia 10, Kennesaw St. 5 (10 inn.)
Fordham 14, Harvard 10
Miami (Fla.) 3, Princeton 1
North Florida 9, Brown 3
Yale 16, Queens 3 (8 inn.)

Saturday, Feb. 22

#17 Duke 16, Cornell 2

#9 Florida State 9, Penn 3
#16 Texas 3, Dartmouth 2
Kennesaw State 10, Columbia 9
Miami (Fla.) 10-15, Princeton 3-1
Northwestern 5, Harvard 1
North Florida 7-8, Brown 4-0
Yale 4, Queens 3

Saturday, Feb. 23

#17 Duke 18, Cornell 1

#9 Florida State 5, Penn 3
#16 Texas 4, Dartmouth 1
Indiana 14, Harvard 4
Kennesaw State 7, Columbia 5
Miami (Fla.) 8, Princeton 0
North Florida 10, Brown 2
Yale 10, Queens 3 (10 inn.)

THIS WEEK'S SCHEDULE

Friday, Feb. 28

Dartmouth at #10 Virginia, 3:00
Columbia at #11 Oregon, 6:05 ET
Princeton at #12 Wake Forest, 4:00
Princeton vs. Maryland, 12:00
Brown at Elon, 4:00
Yale at The Citadel, 5:00
Penn at Troy, 5:00 ET
Harvard vs. Michigan State, 6:00

Saturday, March 1

Cornell at UMBC, 12:00 (DH)

Dartmouth at #10 Virginia, 1:00
Columbia at #11 Oregon, 2:05 ET (DH)
Princeton vs. Maryland, 12:00
Brown at Elon, 2:00
Penn at Troy, 4:30 ET
Yale at The Citadel, 5:00
Harvard vs. Michigan State, 6:00

Saturday, March 2

Cornell at UMBC, 12:00

Dartmouth at #10 Virginia, 12:00
Columbia at #11 Oregon, 3:05 ET
Princeton at #12 Wake Forest, 10 a.m.
Harvard vs. Michigan State, 12:00
Brown at Elon, 1:00
Yale at The Citadel, 1:00
Penn at Troy, 2:00 ET

HOT HITTERS

► Cornell's trio of First Team All-Ivy selections last year in senior outfielder **JOHN QUINLAN** (.378), sophomore catcher **MARK QUATRANI** (.362), and senior infielder **MAX JENSEN** (.358) made Cornell one of 11 Division I programs last season to have at least three players with .350 batting averages. Players eligible must have had a minimum of three plate appearances per game and played in at least 75 percent of their team's games.

► Austin Peay led the nation with five players that had batting averages north of .350 last season. Wofford assumed second place with four representatives, while Cornell was tied with Arizona State, East Tennessee State, Jackson State, Northern Kentucky, Samford, UC Irvine, Virginia, and Western Michigan for the third-most batters with at least .350 averages last season.

► The Big Red was only one of two Division I programs to have at least three batters hit for an average equal or better than Jensen's .358 clip. Austin Peay had four batters meet the criteria, powered by Jon Jon Gazdar (.405), Lyle Miller-Green (.393), Clayton Gray (.380), and John Bay (.365).

QUINLAN'S HOT BAT

► Senior outfielder **JOHN QUINLAN** posted 1.70 hits per game last season, which led the Ivy League and was the eight-highest average in Division I baseball last season.

► Rutgers' Joshua Kuroda-Grauer paced the nation with his 1.79 hits-per-game average, slightly ahead of Penn State's JT Marr (1.74), Austin Peay's Clayton Gray (1.73) and Jon Jon Gazdar (1.71), Virginia Tech's Ben Watson (1.72), Fairfield's Dean Ferrara (1.71), and Northeastern's Tyler MacGregor (1.71).

► Harvard's Ben Rounds, who is utilizing his postgraduate year this season at Duke, ranked second among Ivy League batters with a 1.54 hits-per-game average, which ranked 39th nationally.

► Senior infielder **MAX JENSEN** averaged 1.43 hits per game last season, ranking fourth in the Ivy League and 108th nationally.

NCAA LEADERS

MOST PLAYERS WITH .350+ BATTING AVG. 2024 Season

SCHOOL	PLAYERS
Austin Peay	5
Wofford	4
Arizona State	3
► Cornell	3
East Tennessee State	3
Jackson State	3
Northern Kentucky	3
Samford	3
UC Irvine	3
Virginia	3
Western Michigan	3

NCAA LEADERS

HITS PER GAME AVERAGES 2024 Season

PLAYER	SCHOOL	HPG
Joshua Kuroda-Grauer	Rutgers	1.79
JT Marr	Penn State	1.74
Clayton Gray	Austin Peay	1.73
Ben Watson	Virginia Tech	1.72
Dean Ferrara	Fairfield	1.71
Jon Jon Gazdar	Austin Peay	1.71
Taylor MacGregor	Northeastern	1.71
► John Quinlan	Cornell	1.70
Evan Bouldin	Delaware St.	1.69
Charlie Condon	Georgia	1.67

SERIES HISTORY



SERIES HISTORY

FIRST MEETING

Ithaca, N.Y. (Booth Field):	0-0 (0-0)
Baltimore, Md. (Alumni Field):	0-0 (0-0)
Neutral Sites:	0-0
Under Dan Pepicelli:	0-0

SCORING RECORDS

CORNELL		DUKE	
Ithaca:	N/A	Ithaca:	N/A
Baltimore:	N/A	Baltimore:	N/A
Neutral Site:	N/A	Neutral Site:	N/A

GAME-BY-GAME RESULTS

COR UMBC				
DATE	RK	RK	SITE	SCORE

SCOUTING UMBC

► UMBC is entering this weekend's series with a 1-3 overall record, fresh off a 5-4 victory over its nearby rival Towson at John B. Schuerholz Park on Wednesday afternoon.

► Danny Orr paced the Retrievers' offense with a 3-for-4 day at the plate with a double and RBI. Nico Ong drove in a pair of runs for UMBC with a two-RBI single that capped a three-run second inning, which ultimately gave the Retrievers the lead for good.

► Emmett Tolis was the winning pitcher for UMBC, striking out five out of eight batters he faced in a flawless 2.2 innings of work. Nick Remy picked up the save for the Retrievers, pitching a scoreless ninth inning.

► Ong leads UMBC in numerous offensive categories, including batting average (.400), on-base percentage (.571), walks (4), and .971 OPS (.571 on-base percentage, .400 slugging percentage). Ong is tied with Luke Buscaglia and Jesiah Carpenter for the team lead in RBI (2). Orr is right behind Ong with his .333 average and an .842 OPS (.375 on-base percentage, .467 slugging percentage), while leading the team in extra-base hits with two doubles.

UMBC'S WEEKEND REWIND

► Last weekend, UMBC was swept in a trio of games played at Stetson in DeLand, Fla. The Retrievers were run-ruled in the first two games on the weekend, falling to the host Hatters, 11-1, and Notre Dame, 12-2, both in eight innings. Concluding the weekend, Iowa used three pitchers to combine for a two-hit shutout.

► Freshman southpaw Brady Fox (0-0, 0.00 ERA) allowed just one hit over three innings of work despite issuing five walks against Notre Dame last Saturday. Sophomore right-hander Zach Robinson (0-1, 15.00 ERA) opened the weekend allowing six runs (five earned) on six hits in three innings of work against Stetson. He walked one and did not record a strikeout. Fellow first-year right-hander Sergio Droz (0-1, 4.50 ERA) pitched four innings against Iowa, yielding two runs on four hits while fanning three and did not issue any free passes.


1 YEAR, 584 MILES, 0 MEETINGS

► Cornell is facing UMBC for the first time this weekend. The Big Red has a 27-19-2 all-time record against current America East programs, highlighted by its 19-15-1 mark against its geographic rival in Binghamton.

► The Big Red is playing an America East opponent that isn't Binghamton for the first time since 2015, when it defeated Hartford on Feb. 28, 4-3, in Myrtle Beach, S.C., and fell to Maine on March 14, 13-9, in Auburndale, Fla.

► This weekend will be the first time Cornell is playing a true road game against an America East opponent since traveling to UAlbany for a doubleheader on March 27, 2012, where the Big Red posted a 5-2 victory in nine innings in the opener before playing to a 3-3 tie in the nightcap as darkness halted the game after six innings.

BOOTH FIELD



► After spending over 100-plus years at Hoy Field, Cornell's legendary, and storied, on-campus field, the Cornell baseball team officially moved to Booth Field, the program's brand-new, \$17.5 million off-campus facility on Friday, April 21, 2023.

► Booth Field is named in honor of former Cornell pitcher **RICH BOOTH** '82, who has shown "extraordinary leadership and generosity — much of its anonymous — over the last four decades."

► The facility features many state-of-the-art amenities for the Cornell baseball team, including a 1500-square foot team room and lounge, 1500-square foot locker room, and a 7000-square foot indoor area for batting cages and pitching mounds. A nutrition station, Hall of Fame area, and a coaches room is included at the facility, which was completed this past summer.

YEAR-BY-YEAR RESULTS

SEASON	RECORD	W%	RF	RA	+/-
2023	1-5	.167	31	48	-17
2024	7-5	.583	86	92	-6
2025	0-0	.000	0	0	0
TOTALS	8-10	.444	117	140	-23

BOOTH FIELD FIRSTS (ALL INSTANCES OCCURRED ON 4/21/23 UNLESS DENOTED)

GAME: Friday, April 21, 2023 (Princeton 11, Cornell 8)
CORNELL WIN: April 28, 2023 (Game 2)
 Cornell 11, Penn 9
ATTENDANCE: 397
TIME OF GAME | TEMPERATURE: 2:21 | 84°F
FIRST PITCH: 3:33 p.m. by Spencer Edwards, Cornell; fastball, ball
BATTER: Matt Scannell, Princeton (homered)
PLATE UMPIRE: Mike Lum
HIT: Home run by Matt Scannell, 1st inning, none on
RUN: Matt Scannell, Princeton (homered)
SINGLE: Brendan Cumming, Princeton, 1st inning
DOUBLE: Max Jensen, Cornell, 1st inning
TRIPLE: Jakobi Davis, Cornell, 2nd inning
FIRST RBI: Matt Scannell, Princeton, 1st inning (homered)
HOME RUN: Matt Scannell, Princeton, (1st inning off Spencer Edwards)

CORNELL HOME RUN: Sam Kaplan (two-run), 5th inning, off Jackson Emus
TWO-RUN HOME RUN: Kyle Vinci, Princeton, (4th inning off Spencer Edwards)
CORNELL TWO-RUN HOME RUN: Sam Kaplan, 5th inning, off Jackson Emus
THREE-RUN HOME RUN: Kyle Vinci, Princeton, (7th inning off Carson Mayfield)
CORNELL THREE-RUN HOME RUN: Joe Hollerbach, (4/28/23, 3rd inning, off Cole Zaffiro)
GRAND SLAM: Kyle Vinci, Princeton, 4/8/23, (7th inning off Von Baker)
CORNELL GRAND SLAM: Nathan Waugh, 3/30/24, (2nd inning, off Marco Dumsky)
PINCH-HIT HOME RUN: Never happened
INSIDE-THE-PARK HOME RUN: Never happened
WINNING PITCHER: Jackson Emus, Princeton (starter)
LOSING PITCHER: Spencer Edwards, Cornell (starter)
SAVE: Jacob Faulkner, Princeton

PUTOUT: Matt Barnhorst, Cornell (first out of 6-4-3 DP)
ASSIST: Ryan Porter, Cornell (GIDP to shortstop)
ERROR: Noah Granet, Princeton, fielding
CG SHUTOUT: Tom Chmielewski, Princeton, 4/8/23
9-INNING CG SHO: Has not happened
WALK: Cornell's John Quinlan by Princeton's Jackson Emus, 1st inning
STRIKEOUT: Princeton's Kyle Vinci by Cornell's Spencer Edwards, 1st inning
STOLEN BASE: Scott Bandura, Princeton, 4th inning
DOUBLE PLAY: Porter, Barnhorst, Jensen, Cornell, 1st inn.
TRIPLE PLAY: Has not happened
BALK: Noah Keller, Cornell, 3/30/24 (G2), vs. Dartmouth
ONE-HITTER: Has not happened
NO-HITTER: Has not happened
EXTRA-INNING GAME: 4/20/24 (G2) vs. Yale (W, 10-9 — 10 inn.)



DAN PEPICELLI

10TH SEASON AT CORNELL

Years in Role: 10th Season as Head Coach

College: SUNY Cortland '90

Coaching Location: Dugout

DAN PEPICELLI, the Ted Thoren Head Coach of Cornell Baseball, was named the 17th head coach in Cornell baseball history on Aug. 10, 2015, and is entering his 10th season at the helm of the Cornell baseball program.

Pepicelli's 101 wins as the Big Red's head coach stand as the fourth-most in program history, trailing **TED THOREN** (515), **TOM FORD** (264), and **BILL WALKENBACH** (130).

Under Pepicelli's tutelage, Cornell has produced 25 All-Ivy League selections — including eight First Team and eight Second Team selections. Four Big Red players have also been selected in the Major League Baseball Amateur Draft.

Before his arrival on East Hill, Pepicelli spent six seasons at Clemson where he had three coaching titles during his six-year stay. The final three years with the Tigers were as the associate head coach.

He became the Tigers' first pitching coach to lead a staff to Omaha in his first season with the squad. That year, Clemson's pitching staff posted the first of four consecutive seasons with a sub-4.00 ERA. Pepicelli recruited and developed Matt Crownover, who earned freshman All-America accolades in 2013 and ACC Pitcher of the Year honors in 2015, and was instrumental in assembling *Baseball America's* ninth-ranked recruiting class in 2015. Ten Clemson pitchers were selected in the Major League Baseball Amateur Draft in Pepicelli's tenure at Clemson.

By joining the Big Red, Pepicelli returned home to upstate New York, where he previously had 11 years of head coaching experience at the Division III level between St. John Fisher and Hartwick.

After serving as an assistant coach for three seasons at Hartwick, Pepicelli was promoted to head coach for the 1999 season. Following his two-year tenure at Hartwick, Pepicelli was head coach and assistant athletic director at St. John Fisher for nine seasons (2001-09). Pepicelli was a two-time Empire 8 Coach of the Year (2001, 2007), with the latter coming when the Cardinals advanced to the NCAA Division III College World Series for the first time in program history.

Pepicelli's teams at St. John Fisher had winning records in each of his last seven seasons. His team garnered national recognition for sportsmanship in 2008 after a line-drive foul ball struck the opposing team's third-base coach in the head during the ninth inning of the play-in game of the 2008 ECAC Upstate Championship. Despite the fact the Cardinals were trailing, Pepicelli and the Cardinals elected to concede the game, ending any hope of clinching a berth an NCAA Tournament berth. The Committee on Sportsmanship and Ethical Conduct presented Pepicelli's team with the NCAA All-Divisions Sportsmanship Award.

Along with being the baseball coach at St. John Fisher, Pepicelli was the head strength and conditioning coach where he spent three years on the NCAA Competitive Safeguards Committee. He is a certified strength and conditioning specialist and is a member of the National Strength & Conditioning Association.

A native of Schenectady, N.Y., Pepicelli is married to the former Robyn Molloy, who played for and served as an assistant coach with the Syracuse women's soccer team. The couple has a daughter, Mia, and a son, Owen.

24

PEPICELLI'S FILE

COACHING EXPERIENCE

1988	Mohawk Valley CC (Volunteer Assistant)
1996-98	Hartwick (Assistant Coach)
1999-2000	Hartwick (Head Coach)
2001-09	St. John Fisher (Head Coach)
2010	Clemson (Assistant Coach)
2011-12	Clemson (Assistant Head Coach)
2013-15	Clemson (Associate Head Coach)
2016-Pres.	Cornell (Head Coach)

PLAYING EXPERIENCE

1986-87	Mohawk Valley Community College
1990	SUNY Cortland
1991	SUNY Oneonta

EDUCATION

SUNY Cortland

B.S., Economics and Management Science, 1990

COACHING CAREER

SEASON	RECORD	W%	CONF.	W%
HARTWICK (1999-2000)				
1999	9-22	.290	—	—
2000	12-18	.400	3-3	.500
TOTALS	21-40	.344	3-3	.500
ST. JOHN FISHER (2001-09)				
2001	19-14	.576	6-2	.750
2002	15-19	.441	3-3	.500
2003	16-16	.500	4-4	.500
2004	27-14	.659	4-4	.500
2005	22-15	.595	5-3	.625
2006	26-15	.634	9-7	.563
2007	28-13	.683	7-5	.583
2008	25-14-2	.634	9-7	.563
2009	22-17	.564	8-8	.500
TOTAL	200-137-2	.593	55-43	.561
CORNELL (2016-PRES.)				
2016	14-24	.368	7-13	.350
2017	21-17	.553	9-11	.450
2018	14-22-1	.392	9-12	.429
2019	14-24	.368	8-13	.381
2020	1-8	.111	—	—
2021	— NO SEASON (COVID-19 PANDEMIC) —			
2022	11-25	.306	5-16	.238
2023	9-26	.257	8-13	.381
2024	17-21	.447	11-10	.524
2025	1-2	.333	0-0	.000
TOTALS	102-169-1	.377	57-87	.396
OVERALL	323-346-3	.483	115-134	.462



#14

TOM FORD

ASSOCIATE HEAD COACH
35TH SEASON AT CORNELL



#27

JOHN TOPPA

ASSISTANT COACH
3RD SEASON AT CORNELL



#35

ROBBY FARIS

ASSISTANT COACH
1ST SEASON AT CORNELL

2025 INDIVIDUAL AND TEAM GAME HIGHS

INDIVIDUAL GAME HIGHS

BATTING

At-Bats	5, (7x), Last: John Quinlan, at #17 Duke (2/23/25)
Runs Scored	3, Kevin Hager, at #17 Duke (2/21/25)
Hits	2, (5x), Last: Kevin Hager, at #17 Duke (2/23/25)
Runs Batted In	2, (5x), Last: Kyle Musser, at #17 Duke (2/22/25)
Doubles	1, (5x), Last: John Quinlan, at #17 Duke (2/23/25)
Triples	1, Jakobi Davis, at #17 Duke (2/21/25)
Home Runs	1, (2x), Last: Kevin Hager & Max Jensen, at #17 Duke (2/21/25)
Walks Drawn	2, Jakobi Davis, at #17 Duke (2/21/25)
Strikeouts	3, (2x), Last: Caden Wildman, at #17 Duke (2/23/25)
Sacrifice Bunts	1, Caden Wildman, at #17 Duke (2/21/25)
Sacrifice Flies	1, Kevin Hager, at #17 Duke (2/21/25)
Stolen Bases	1, (3x), Last: Max Jensen, at #17 Duke (2/22/25)
Hit by Pitches	2, Kevin Hager, at #17 Duke (2/21/25)
Caught Stealing	—

PITCHING

Innings Pitched	6.0, Carson Mayfield, at #17 Duke (2/21/25)
Hits Allowed	6, (2x), Last: Huxley Holcombe, at #17 Duke (2/23/25)
Runs Allowed	10, Huxley Holcombe, at #17 Duke (2/23/25)
Earned Runs	10, Huxley Holcombe, at #17 Duke (2/23/25)
Walks Issued	6, William Jaun, at #17 Duke (2/22/25)
Strikeouts	3, Ryan Hegarty, at #17 Duke (2/22/25)
Doubles Allowed	2, Noah Keller, at #17 Duke (2/22/25)
Triples Allowed	1, (2x), Last: Josh Shea, at #17 Duke (2/23/25)
HR Allowed	1, (6x), Last: Huxley Holcombe, at #17 Duke (2/23/25)
Wild Pitches	1, (2x), Last: Ryan Hegarty, at #17 Duke (2/22/25)
Hit Batsmen	1, (2x), Last: Ryan Hegarty, at #17 Duke (2/22/25)

FIELDING

Putouts	12, Max Jensen, at #17 Duke (2/21/25)
Assists	5, Kevin Hager, at #17 Duke (2/21/25)
Errors	—
Passed Balls	1, Mark Quatrani, at #17 Duke (2/23/25)

TEAM GAME HIGHS

BATTING

At-Bats	38, at #17 Duke (2/21/25)
Runs Scored	11, at #17 Duke (2/21/25)
Hits	11, at #17 Duke (2/21/25)
Runs Batted In	10, at #17 Duke (2/21/25)
Doubles	3, at #17 Duke (2/21/25)
Triples	1, at #17 Duke (2/21/25)
Home Runs	2, at #17 Duke (2/21/25)
Walks Drawn	5, (2x), Last: at #17 Duke (2/22/25)
Strikeouts	12, at #17 Duke (2/22/25)
Sacrifice Bunts	1, at #17 Duke (2/21/25)
Sacrifice Flies	1, at #17 Duke (2/21/25)
Stolen Bases	2, at #17 Duke (2/21/25)
Hit by Pitches	3, at #17 Duke (2/23/25)
Caught Stealing	—
Hit into Double Plays	2, at #17 Duke (2/22/25)
Runners Left on Base	11, at #17 Duke (2/23/25)

PITCHING

Innings Pitched	9.0, at #17 Duke (2/21/25)
Hits Allowed	13, at #17 Duke (2/22/25)
Runs Allowed	18, at #17 Duke (2/23/25)
Earned Runs	18, at #17 Duke (2/23/25)
Walks Issued	15, at #17 Duke (2/22/25)
Strikeouts	6, at #17 Duke (2/22/25)
Doubles Allowed	3, at #17 Duke (2/22/25)
Triples Allowed	2, at #17 Duke (2/23/25)
Home Runs Allowed	3, at #17 Duke (2/22/25)
Wild Pitches	1, (2x), Last: at #17 Duke (2/22/25)
Hit Batsmen	1, (2x), Last: at #17 Duke (2/22/25)

FIELDING

Putouts	27, at #17 Duke (2/21/25)
Assists	13, (2x), Last: at Duke (2/23/25)
Errors	—
Passed Balls	1, at #17 Duke (2/23/25)
Double Plays Turned	2, (2x), Last: at #17 Duke (2/23/25)

2025 CORNELL BASEBALL JERSEY TRACKER



GRAY
Home: 0-0
Road: 1-0
Neutral: 0-0



RED
Home: 0-0
Road: 0-1
Neutral: 0-0



BLACK
Home: 0-0
Road: 0-1
Neutral: 0-0

Date 2/21 Opponent at Duke Result W, 11-8

Date 2/22 Opponent at Duke Result L, 2-16

Date 2/23 Opponent at Duke Result L, 1-18

THE LAST TIME...

A CORNELL TEAM SCORED...

10+ Runs in a Game (2 games)	11, at #17 Duke (2/21/2025 - W, 11-8)
15+ Runs in a Game (19 games)	18, at Penn (4/13/2024 - G2 - W, 18-11)
20+ Runs in a Game (214 games)	27, at Towson (4/5/2017 - W, 27-14)
25+ Runs in a Game (214 games)	27, at Towson (4/5/2017 - W, 27-14)
30+ Runs in a Game (3,543 games)	44, vs. Union (4/24/1897 - W, 44-5)
5+ Runs in an Inning (2 games)	6, at #17 Duke (2/21/2025 - T7 - W, 11-8)
6+ Runs in an Inning (2 games)	6, at #17 Duke (2/21/2025 - T7 - W, 11-8)
7+ Runs in an Inning (15 games)	7, vs. Yale (4/20/2024 - G1 - B8 - W, 10-9 - 10 inn.)
8+ Runs in an Inning (97 games)	8, vs. Yale (4/2/2022 - G2 - B7 - W, 12-9)
9+ Runs in an Inning (456 games)	12, at Harvard (4/10/2011 - G2 - T2 - W, 18-5)
10+ Runs in an Inning (456 games)	12, at Harvard (4/10/2011 - G2 - T2 - W, 18-5)
11+ Runs in an Inning (456 games)	12, at Harvard (4/10/2011 - G2 - T2 - W, 18-5)
12+ Runs in an Inning (456 games)	12, at Harvard (4/10/2011 - G2 - T2 - W, 18-5)
13+ Runs in an Inning (1,674 games)	13, at New Orleans (3/4/1981 - G2 - T6 - L, 18-25 - 7 inn.)
14+ Runs in an Inning (3,543 games)	15, vs. Union (4/24/1897 - B2 - W, 44-5)
15+ Runs in an Inning (3,543 games)	15, vs. Union (4/24/1897 - B2 - W, 44-5)
10+ Runs in Consecutive Games (18 games)	18, at Penn (4/13/2024 - G2 - W, 18-11) 11, at Penn (4/14/2024 - W, 11-9)
10+ Runs in 3+ Straight Games (341 games)	15, at JMU (3/15/2014 - G1 - L, 15-16) 17, at JMU (3/15/2014 - G2 - W, 17-8) 14, at JMU (3/16/2014 - W, 14-8 - 10 inn.)
10+ Runs in 4+ Straight Games (3,425 games)	16, at Virginia (4/7/1902 - W, 16-10) 10, at Navy (4/9/1902 - W, 10-6) 11, vs. Rochester (4/12/1902 - W, 11-1) 12, vs. Niagara (4/19/1902 - W, 12-4) 10, vs. Columbia (4/26/1902 - W, 10-7)
15+ Runs in Consecutive Games (342 games)	15, at JMU (3/15/2014 - G1 - L, 15-16) 17, at JMU (3/15/2014 - G2 - W, 17-8)
20+ Runs in Consecutive Games (2,104 games)	27, vs. Syracuse (5/11/1886 - W, 27-0 - 7 inn.) 24, vs. Union (5/14/1886 - W, 24-4)

A CORNELL TEAM RECORDED...

15+ Hits in a Game (8 games)	20, at Brown (5/4/2024 - G2 - L, 12-13 - 10 inn.)
20+ Hits in a Game (8 games)	20, at Brown (5/4/2024 - G2 - L, 12-13 - 10 inn.)
25+ Hits in a Game (214 games)	28, at Towson (4/5/2017 - W, 27-14)
5+ Doubles in a Game (58 games)	6, at Columbia (4/2/2023 - G2 - W, 13-8)
6+ Doubles in a Game (58 games)	6, at Columbia (4/2/2023 - G2 - W, 13-8)
7+ Doubles in a Game (228 games)	7, at George Mason (3/12/2017 - W, 9-3)
8+ Doubles in a Game (343 games)	9, at James Madison (3/15/2014 - G1 - L, 15-16)
9+ Doubles in a Game (343 games)	9, at James Madison (3/15/2014 - G1 - L, 15-16)
2+ Triples in a Game (85 games)	3, vs. Dartmouth (4/23/2022 - G1 - W, 12-7)
3+ Triples in a Game (85 games)	3, vs. Dartmouth (4/23/2022 - G1 - W, 12-7)
4+ Triples in a Game (914 games)	4, at Bucknell (3/4/2000 - G2 - W, 8-6)
3+ Home Runs in a Game (10 games)	4, at Binghamton (5/1/2024 - W, 13-7)
4+ Home Runs in a Game (10 games)	4, at Binghamton (5/1/2024 - W, 13-7)
5+ Home Runs in a Game (25 games)	7, vs. Dartmouth (3/30/2024 - G2 - W, 17-2)
6+ Home Runs in a Game (25 games)	7, vs. Dartmouth (3/30/2024 - G2 - W, 17-2)
7+ Home Runs in a Game (25 games)	7, vs. Dartmouth (3/30/2024 - G2 - W, 17-2)
Leadoff Home Run (133 games)	Adam Saks, at Harvard (4/13/2019 - G2 - L, 1-7)
Back-to-Back Home Runs (25 games)	vs. Dartmouth (3/30/2024 - G2 - W, 17-2) Mark Quatrani (grand slam) & Matt Barnhorst (solo) - B5, Matt Barnhorst (solo) & Kevin Hager (solo) - B5, & Jakobi Davis (solo) & John Quinlan (solo) - B7,
Back-to-Back-to-Back HRs (25 games)	vs. Dartmouth (3/30/2024 - G2 - W, 17-2) Mark Quatrani (grand slam), Matt Barnhorst (solo), Kevin Hager (solo)
Two Grand Slams in a Game (19 games)	at Penn (4/13/2024 - G2 - W, 18-11) Caden Wildman - T7 & T8
Drew 10+ Walks in a Game (40 games)	10, at Georgia Tech (2/23/2024 - L, 6-9)
Drew 15+ Walks in a Game (1,037 games)	16, at Bucknell (5/1/1996 - G1 - W, 18-3)
Zero Strikeouts in a Game (441 games)	vs. Brown (4/3/2011 - G1 - L, 2-5)
Hit by 3+ Pitches in a Game (21 games)	3, vs. Columbia (4/27/2024 - G2 - L, 2-14)
Hit by 4+ Pitches in a Game (30 games)	4, at Richmond (3/17/2024 - L, 4-8)
Hit by 5+ Pitches in a Game (329 games)	5, at Yale (4/5/2014 - G2 - W, 6-4)
Hit by 6+ Pitches in a Game (648 games)	7, at Penn (4/15/2006 - G2 - W, 23-10)
Hit by 7+ Pitches in a Game (648 games)	7, at Penn (4/15/2006 - G2 - W, 23-10)
4+ Stolen Bases in a Game (7 games)	4, at Brown (5/5/2024 - W, 9-4)
5+ Stolen Bases in a Game (48 games)	5, vs. Princeton (4/22/2023 - G1 - L, 5-8)
6+ Stolen Bases in a Game (107 games)	7, at Coppin State (3/5/2022 - G2 - W, 14-5)
7+ Stolen Bases in a Game (107 games)	7, at Coppin State (3/5/2022 - G2 - W, 14-5)
8+ Stolen Bases in a Game (344 games)	9, at George Washington (3/9/2014 - G2 - W, 8-1)
9+ Stolen Bases in a Game (344 games)	9, at George Washington (3/9/2014 - G2 - W, 8-1)
10+ Stolen Bases in a Game (2,430 games)	10, vs. Sampson AFB (6/2/1952 - W, 8-3)

A CORNELL PITCHING STAFF...

Threw No-Hitter (419 games)	Connor Kaufmann, vs. Dartmouth (4/1/2012 - W, 2-0)
Threw Combined No-Hitter (1,337 games)	Kerry Brooks (3 inn.), Rob Wilson (3 inn.), & Doug Petillo (1 inn.), vs. Rochester (4/5/1989 - G1 - W, 2-1)
Threw Perfect Game (1,868 games)	Gary Gronowski, vs. Oneonta (5/11/1976 - W, 1-0)
Held Opponent to One Hit (132 games)	at Harvard (4/14/2019 - W, 2-0)
Held Opponent to One Hit at Home (62 games)	vs. Princeton (4/30/2017 - W, 13-1)
Held Opponent to One Hit on Road (91 games)	at Harvard (4/14/2019 - W, 2-0)
Shutout Opponent (78 games)	at Brown (5/7/22 - G2 - W, 3-0)
Shutout in Ivy League Game (24 games)	at Brown (5/7/22 - G2 - W, 3-0)
Posted Consecutive Shutouts (1,443 games)	vs. Oneonta (5/2/1986 - G1 - W, 4-0 - 7 inn.) vs. Oneonta (5/2/1986 - G2 - W, 5-0 - 7 inn.)
Struck out 10+ Batters (12 games)	11, vs. Columbia (4/27/2024 - G2 - L, 2-14)
Struck out 11+ Batters (12 games)	11, vs. Columbia (4/27/2024 - G2 - L, 2-14)
Struck out 12+ Batters (17 games)	12, at Binghamton (4/16/2024 - W, 9-7)
Struck out 13+ Batters (28 games)	13, at Princeton (3/22/2024 - G2 - L, 3-4)
Struck out 14+ Batters (116 games)	14, vs. Niagara (2/29/2020 - G2 - L, 6-8)
Struck out 15+ Batters (180 games)	15, vs. Canisius (4/4/2018 - W, 6-5)
Struck out 16+ Batters (521 games)	18, at Princeton (4/29/2009 - W, 9-0)
Struck out 17+ Batters (521 games)	18, at Princeton (4/29/2009 - W, 9-0)
Struck out 18+ Batters (521 games)	18, at Princeton (4/29/2009 - W, 9-0)

A CORNELL PITCHING STAFF ALLOWED...

10+ Runs in a Game (0 games)	18, at #17 Duke (2/23/2025 - L, 1-18)
15+ Runs in a Game (0 games)	18, at #17 Duke (2/23/2025 - L, 1-18)
20+ Runs in a Game (33 games)	20, at Georgetown (3/10/2024 - G2 - L, 0-20)
25+ Runs in a Game (746 games)	31, at UC Santa Barbara (3/25/2004 - L, 3-31)
30+ Runs in a Game (746 games)	31, at UC Santa Barbara (3/25/2004 - L, 3-31)
5+ Runs in an Inning (0 games)	9, at #17 Duke (2/23/2025 - B5 - L, 1-18)
6+ Runs in an Inning (0 games)	9, at #17 Duke (2/23/2025 - B5 - L, 1-18)
7+ Runs in an Inning (0 games)	9, at #17 Duke (2/23/2025 - B5 - L, 1-18)
8+ Runs in an Inning (0 games)	9, at #17 Duke (2/23/2025 - B5 - L, 1-18)
9+ Runs in an Inning (0 games)	9, at #17 Duke (2/23/2025 - B5 - L, 1-18)
10+ Runs in an Inning (34 games)	16, at Georgetown (3/10/2024 - G1 - B2 - L, 6-24)
15+ Runs in an Inning (34 games)	16, at Georgetown (3/10/2024 - G1 - B2 - L, 6-24)

A CORNELL TEAM DEFENSIVELY...

Committed 4+ Errors (56 games)	4, vs. Brown (4/8/2023 - L 8-12)
Committed 5+ Errors (86 games)	6, vs. Binghamton (4/20/2022 - W, 10-9 - 10 inn.)
Committed 6+ Errors (86 games)	6, vs. Binghamton (4/20/2022 - W, 10-9 - 10 inn.)
Committed 7+ Errors (1,010 games)	7, at Le Moyne (4/15/1997 - L, 8-14)
Committed 8+ Errors (1,070 games)	8, at Pacific (3/20/1996 - L, 7-18)
Committed 9+ Errors (1,210 games)	10, vs. Le Moyne (4/8/1992 - G1 - L, 3-19)
Committed 10+ Errors (1,210 games)	10, vs. Le Moyne (4/8/1992 - G1 - L, 3-19)
Turned 3+ Double Plays (5 games)	3, vs. Penn (5/19/2024 - W, 7-6)
Turned 4+ Double Plays (446 games)	4, vs. Penn (4/24/2011 - G2 - L, 2-10)
No Errors in 3+ Straight Games (0 games)	4 games (5/20/2024 - Present)
No Errors in 4+ Straight Games (0 games)	4 games (5/20/2024 - Present)

A CORNELL TEAM...

Played to a Tie (176 games)	vs. Binghamton (4/10/2018 - T, 9-9 - 9.5 inn. - darkness)
Won in Extra Innings (16 games)	vs. Yale (4/20/2024 - G1 - W, 10-9 - 10 inn.)
Lost in Extra Innings (8 games)	at Brown (5/4/2024 - G2 - L, 12-13 - 10 inn.)
Consecutive Extra-Inning Games (188 games)	at Fordham (3/17/2018 - L, 3-4 - 10 inn.; W, 4-3 - 10 inn.)
Played 11-Plus Innings (151 games)	at Navy (3/9/2019 - G2 - W, 3-2 - 11 inn.)
Played 12-Plus Innings (305 games)	vs. LIU Brooklyn (3/13/2015 - L, 4-5 - 12 inn.)
Played 13-Plus Innings (313 games)	at Princeton (4/27/2014 - G2 - W, 4-2 - 14 inn.)
Played 14-Plus Innings (313 games)	at Princeton (4/27/2014 - G2 - W, 4-2 - 14 inn.)
Played a Top-25 Team (0 games)	at #17 Duke (2/23/2025 - L, 1-18)
Defeated a Top-25 Team (2 games)	at #17 Duke (2/22/2025 - W, 11-8)
Swept Doubleheader (2 DHs)	vs. Yale (4/20/2024 - W, 10-9 - 10 inn.; W, 8-2)
Swept 3-Game Series (6 series)	vs. Dartmouth (3/30/2024 - 3/31/2024)
Swept 3-Game Ivy Series (5 series)	vs. Dartmouth (3/30/2024 - 3/31/2024)
Swept 4-Game Series (25 series)	at Maryland Eastern Shore (3/2/2012 - 3/4/2012)
Swept in Doubleheader (0 DHs)	at Brown (5/4/2024 - L, 2-11; L, 12-13 - 10 inn.)
Swept in 3-Game Series (2 series)	vs. Columbia (4/27/2024 - 4/28/2024)
Swept in 3-Game Ivy Series (1 series)	vs. Columbia (4/27/2024 - 4/28/2024)
Swept in 4-Game Series (9 series)	at Columbia (4/18/2015 - 4/19/2015)

Shaded row denotes occurred during 2025 season

A CORNELL INDIVIDUAL...

Scored 4+ Runs in a Game (19 games)	4, John Quinlan, at Penn (4/13/2024 - G2 - W, 18-11)
Scored 5+ Runs in a Game (214 games)	5, Will Simoneit, at Towson (4/5/2017 - W, 24-17)
Recorded 4+ Hits in a Game (16 games)	4, John Quinlan, vs. Yale (4/20/2024 - G1 - W, 10-9 - 10 inn.)
Recorded 5+ Hits in a Game (139 games)	5, Will Simoneit, at Army (4/3/2019 - W, 4-1)
Recorded 6+ Hits in a Game (214 games)	6, Trey Baur, at Towson (4/5/2017 - W, 24-17)
Recorded 2+ Doubles in a Game (10 games)	2, Nathan Waugh, at Binghamton (5/1/2024 - W, 13-7)
Recorded 3+ Doubles in a Game (96 games)	3, Max Jensen, vs. Yale (4/2/2022 - G2 - W, 12-9)
Recorded 2+ Triples in a Game (85 games)	2, Sam Kaplan, vs. Dartmouth (4/23/2022 - G1 - W, 12-7)
Recorded 3+ Triples in a Game (1,745 games)	3, Steve Caputi, vs. SUNY Cortland (4/30/1979 - W, 15-11)
Hit 2+ Home Runs in a Game (13 games)	2, Nathan Waugh, vs. Columbia (4/27/2024 - G1 - L, 11-14)
Hit 3+ Home Runs in a Game (235 games)	3, Dale Wickham, vs. Princeton (4/30/2016 - G1 - W, 4-3)
Hit a Grand Slam in a Game (5 games)	Mark Quatrani, vs. Penn (5/19/2024 - W, 7-6)
Hit 2+ Grand Slams in a Game (19 games)	Caden Wildman, at Penn (4/13/2024 - G2 - W, 18-11)
Recorded 5+ RBI in a Game (13 games)	5, Nathan Waugh, vs. Columbia (4/27/2024 - G1 - L, 11-14)
Recorded 6+ RBI in a Game (19 games)	8, Caden Wildman, at Penn (4/13/2024 - G2 - W, 18-11)
Recorded 7+ RBI in a Game (19 games)	8, Caden Wildman, at Penn (4/13/2024 - G2 - W, 18-11)
Recorded 8+ RBI in a Game (19 games)	8, Caden Wildman, at Penn (4/13/2024 - G2 - W, 18-11)
Drew 3+ Walks in a Game (40 games)	3, Max Jensen, at Georgia Tech (2/23/2024 - L, 6-9)
Drew 4+ Walks in a Game (157 games)	4, Justin Taylor, at Baylor (2/23/2019 - L, 3-10)
Drew 5+ Walks in a Game (1,763 games)	5, Steve Caputi, at Hawai'i-Hilo (3/21/1979 - W, 9-8)
Stole 2+ Bases in a Game (7 games)	2, Max Jensen, at Brown (5/5/2024 - W, 9-4)
Stole 3+ Bases in a Game (48 games)	3, Ryan Porter, vs. Princeton (4/22/2023 - G1 - L, 5-8)
Stole 4+ Bases in a Game (344 games)	6, Tom D'Alessandro, at George Washington (3/9/2014 - G2 - W, 8-1)
Stole 5+ Bases in a Game (344 games)	6, Tom D'Alessandro, at George Washington (3/9/2014 - G2 - W, 8-1)
Stole 6+ Bases in a Game (344 games)	6, Tom D'Alessandro, at George Washington (3/9/2014 - G2 - W, 8-1)
Hit by 2+ Pitches in a Game (2 games)	2, Kevin Hager, at #17 Duke (2/21/2025 - W, 11-8)
Hit by 3+ Pitches in a Game (574 games)	3, Mickey Brodsky, vs. Harvard (4/8/2008 - G2 - L, 1-2)
Recorded Walk-Off Win (16 games)	John Quinlan (two-run double), vs. Yale (4/20/2024 - W, 10-9 - 10 inn.)
Recorded Walk-Off Home Run (126 games)	Will Simoneit (3-run), vs. Penn (4/28/2019 - W, 8-7)
Recorded 10-Game Hit Streak	20 games, Max Jensen (2024-25)
Recorded 15-Game Hit Streak	20 games, Max Jensen (2024-25)
Recorded 20-Game Hit Streak	20 games, Max Jensen (2024-25)
Recorded 15-Game On-Base Streak	21 games, Max Jensen (2024-25) - active
Recorded 20-Game On-Base Streak	21 games, Max Jensen (2024-25) - active
Recorded 30-Game On-Base Streak	42 games, Nathan Waugh (2023-24)
Recorded 40-Game On-Base Streak	42 games, Nathan Waugh (2023-24)

A CORNELL PITCHER...

Threw 7-Inning No-Hitter (419 games)	Connor Kaufmann, vs. Dartmouth (4/1/2012 - W, 2-0)
Threw 9-Inning No-Hitter (2,153 games)	Larry Rafalski, vs. Hartwick (4/25/1968 - W, 7-0)
Threw Perfect Game (1,868 games)	Gary Gronowski, vs. Oneonta (5/11/1976 - W, 1-0) - 7-inning game
Threw 7-Inning Complete Game (204 games)	Tim Willittes, vs. Penn (4/22/2017 - G1 - L, 0-5)
Threw 7-Inning Complete Game Shutout (275 games)	Brian McAfee, vs. Princeton (4/26/2015 - G1 - W, 10-0)
Threw 9-Inning Complete Game (78 games)	Luke Yacinich, at Brown (5/7/2022 - G1 - W, 3-0) - 111 pitches
Threw 9-Inning Complete Game Shutout (78 games)	Luke Yacinich, at Brown (5/7/2022 - G1 - W, 3-0) - 111 pitches
Pitched 3+ Scoreless Innings of Relief (15 games)	Ryan Porter (3.0 IP), vs. Yale (4/20/2024 - G2 - W, 8-2) - 47 pitches
Pitched 3+ Hitless Innings of Relief (68 games)	Spencer Edwards (3.0 IP), at VCU (3/11/2023 - L, 5-10) - 48 pitches
Pitched 4+ Scoreless Innings of Relief (23 games)	Huxley Holcombe (5.0 IP), vs. Harvard (4/6/2024 - W, 6-5) - 64 pitches
Pitched 5+ Scoreless Innings of Relief (23 games)	Huxley Holcombe (5.0 IP), vs. Harvard (4/6/2024 - W, 6-5) - 64 pitches
Struck out 10+ Batters (232 games)	10, Justin Lewis, at Navy (3/4/2017 - G2 - L, 7-8)
Struck out 11+ Batters (263 games)	13, Tim Willittes, at Bucknell (3/19/2016 - G2 - W, 5-2)
Struck out 12+ Batters (263 games)	13, Tim Willittes, at Bucknell (3/19/2016 - G2 - W, 5-2)
Struck out 13+ Batters (263 games)	13, Tim Willittes, at Bucknell (3/19/2016 - G2 - W, 5-2)
Struck out 14+ Batters (767 games)	15, Chris Schutt, at Columbia (4/19/2003 - G2 - W, 7-1)
Struck out 15+ Batters (767 games)	15, Chris Schutt, at Columbia (4/19/2003 - G2 - W, 7-1)

Shaded row denotes occurred during 2025 season

PLAYER PERFORMANCES

MULTI-HIT GAMES	2025	REC	CAREER	REC
Barela	—	0-0	—	0-0
Beaulieu	—	0-0	—	0-0
Carlson	—	0-0	4	3-1
Davis	—	0-0	15	7-8
Dillon	—	0-0	—	0-0
Hager	—	0-0	6	3-3
Jaun	—	0-0	—	0-0
Jensen	—	0-0	37	15-22
L.Johnson	—	0-0	5	3-2
Marko	—	0-0	—	0-0
Musser	—	0-0	3	2-1
Porter	—	0-0	12	6-6
Quatrani	—	0-0	12	6-6
Quinlan	—	0-0	27	16-11
Shin	—	0-0	—	0-0
Swiderski	—	0-0	7	1-6
Urofsky	—	0-0	—	0-0
Walters	—	0-0	—	0-0
Wildman	—	0-0	8	5-3
MULTI-RBI GAMES	2025	REC	CAREER	REC
Barela	—	0-0	—	0-0
Beaulieu	—	0-0	—	0-0
Carlson	—	0-0	—	0-0
Davis	—	0-0	10	6-4
Dillon	—	0-0	—	0-0
Hager	—	0-0	4	3-1
Jaun	—	0-0	—	0-0
Jensen	—	0-0	21	14-7
L.Johnson	—	0-0	3	3-0
Marko	—	0-0	—	0-0
Musser	—	0-0	4	1-3
Porter	—	0-0	9	4-5
Quatrani	—	0-0	11	8-3
Quinlan	—	0-0	8	7-1
Shin	—	0-0	—	0-0
Swiderski	—	0-0	3	1-2
Urofsky	—	0-0	—	0-0
Walters	—	0-0	—	0-0
Wildman	—	0-0	5	4-1
QUALITY STARTS	2025	REC	CAREER	REC
Biben	—	0-0	—	0-0
Ellison	—	0-0	—	0-0
Foster	—	0-0	—	0-0
Gerfen	—	0-0	—	0-0
Hamill	—	0-0	5	4-1
Hegarty	—	0-0	—	0-0
Holcombe	—	0-0	—	0-0
Jaun	—	0-0	—	0-0
Jennewein	—	0-0	—	0-0
B.Johnson	—	0-0	—	0-0
Keene	—	0-0	—	0-0
Keller	—	0-0	5	3-2
Magill	—	0-0	—	0-0
Mayfield	—	0-0	1	0-1
McHugh	—	0-0	—	0-0
Porter	—	0-0	—	0-0
Ramos	—	0-0	—	0-0
Shea	—	0-0	—	0-0
Siwinski	—	0-0	—	0-0
Van Sice	—	0-0	—	0-0

SINGLE-SEASON BATTING RECORDS

BATTING AVERAGE	GAMES PLAYED	DOUBLES	RUNS BATTED IN	HIT BY PITCHES
1. .309 (377-of-1221) 1981	1. 49 1986	1. 83 2010	1. 250 2012	1. 58 2006
2. .3082 (364-of-1181) 1982	49 2012	83 2012	250 2024	2. 56 2012
3. .3080 (377-of-1224) 1984	3. 47 1978	3. 80 2017	3. 240 1984	3. 55 2024
4. .306 (365-of-1192) 1991	47 1985	4. 78 1998	4. 234 1981	4. 54 2010
5. .300 (369-of-1228) 1979	47 1988	78 2000	5. 223 1991	5. 42 2008
6. .2971 (416-of-1400) 1977	6. 45 2022	6. 76 2002	6. 217 1982	6. 42 2009
7. .2969 (389-of-1310) 2009	7. 44 1977	7. 73 1984	7. 216 1977	7. 41 2002
8. .295 (373-of-1265) 2017	44 1980	8. 72 2008	216 1985	41 2018
9. .292 (350-of-1200) 1995	44 1987	9. 70 1985	9. 209 2009	9. 39 2014
10. .288 (393-of-1364) 2024	44 1990	10. 69 2014	10. 208 1978	10. 37 1991
	44 1996			37 2005
SLUGGING PCT.		TRIPLES	TOTAL BASES	37 2011
1. .456 1982	RUNS SCORED	1. 23 1985	1. 651 2012	37 2013
2. .453 2024	1. 279 1984	2. 20 1977	2. 618 2024	
3. .449 1981	279 2012	20 1981	581 2009	STRIKEOUTS
4. .445 1984	3. 270 2024	4. 18 1967	4. 579 1985	1. 411 2022
5. .444 2009	4. 265 1977	5. 17 1976	5. 566 1977	2. 349 2023
6. .440 2001	5. 260 1991	17 1986	552 2002	3. 348 2024
7. .437 2010	6. 258 1981	17 2001	548 1981	4. 315 2012
8. .432 1985	258 1982	8. 16 1982	8. 545 1984	5. 303 2018
9. .431 1995	8. 254 1985	9. 15 1958	9. 538 1982	6. 298 2002
10. .430 1999	9. 250 1978	15 1979	538 2017	7. 293 2011
	10. 243 1980	15 2007		8. 285 2019
ON-BASE PCT.	HITS	15 2022	WALKS DRAWN	9. 283 2005
1. .414 1991	1. 453 2012	HOME RUNS	1. 217 1988	10. 273 2000
2. .405 1981	2. 416 1977	1. 52 2024	2. 204 1971	STOLEN BASES
3. .402 1984	3. 402 1978	2. 38 2009	3. 197 1991	1. 81 1978
4. .396 1982	4. 393 2024	3. 35 1999	4. 194 1985	2. 73 1996
5. .391 1998	5. 389 2009	4. 34 2001	5. 185 1980	3. 63 1967
6. .388 1992	6. 385 1985	5. 33 2022	185 1996	63 1986
7. .387 1979	7. 377 1981	6. 30 1995	7. 181 1981	5. 62 2005
8. .384 1985	8. 377 1984	30 2010	8. 179 1970	62 2013
9. .381 1997	9. 374 1986	30 2023	9. 176 1984	7. 56 1952
10. .378 1988	10. 373 2017	9. 29 1997	10. 175 2012	8. 55 1977
		29 2012		55 2012
				10. 54 1985

SINGLE-SEASON PITCHING / FIELDING RECORDS

EARNED RUN AVG.	STRIKEOUTS	WALKS ISSUED	SAVES	FIELDING PCT.
1. 1.34 (134 1/3 IP) 1959	1. 277 1973	1. 232 2024	1. 13 2013	1. .975 (993/379/35) 2024
2. 1.77 (132 IP) 1957	277 2003	2. 231 2022	2. 11 2012	2. .971 (921/397/39) 2017
3. 2.00 (112 1/3 IP) 1953	3. 261 2002	3. 205 2023	11 2017	3. .970 (915/404/41) 2007
4. 2.05 (197 2/3 IP) 1966	4. 260 2015	4. 197 1978	4. 9 2009	4. .968 (897/417/44) 1991
5. 2.18 (226 2/3 IP) 1967	5. 257 2004	5. 181 1980	5. 8 1984	5. .967 (979/349/46) 2019
6. 2.23 (149 IP) 1965	6. 254 2014	181 1987	8 1995	6. .9658 (964/392/48) 2014
7. 2.25 (276 1/3 IP) 1973	7. 253 2009	7. 180 1998	8 2019	7. .9656 (916/379/46) 2016
8. 2.42 (104 IP) 1958	8. 249 2024	8. 177 1993	8. 7 2014	8. .9655 (991/437/51) 2013
9. 2.50 (169 IP) 1964	249 2012	9. 171 1994	7 2016	9. .964 (1189/517/64) 2012
10. 2.55 (254 1/3 IP) 1972	10. 243 2019	10. 170 1988	10. 6 2002	10. .962 (809/292/44) 2023
			6 2015	
TEAM WINS	STRIKEOUTS / 9 INN.	WALKS / 9 INNINGS	6 2018	FEWEST ERRORS
1. 31 2012	1. 9.48 (75 IP) 2020	1. 2.34 (169 IP) 1964	COMPLETE GAMES	1. 14 2020
2. 29 1977	9.09 (104 IP) 1958	2. 2.37 (156 IP) 1954	1. 23 1988	2. 26 1958
3. 26 1978	3. 9.02 (276 1/3 IP) 1973	3. 2.72 (149 IP) 1965	2. 22 1979	3. 30 1953
26 1982	4. 8.93 (132 IP) 1957	4. 2.96 (197 2/3 IP) 1966	3. 21 1973	4. 31 1959
26 1984	5. 8.62 (226 2/3 IP) 1967	5. 3.05 (330 1/3 IP) 2013	21 1977	5. 35 2024
6. 23 1980	6. 8.18 (304 2/3 IP) 2003	6. 3.065 (320 IP) 2005	5. 20 1978	6. 36 1955
23 1991	8.09 (268 IP) 1998	7. 3.073 (313 1/3 IP) 2015	20 1986	7. 38 1952
23 2013	8. 8.02 (220 IP) 1968	8. 3.16 (396 1/3 IP) 2012	7. 19 1967	8. 38 1956
9. 22 1971	9. 7.97 (239 1/3 IP) 1974	9. 3.18 (226 2/3 IP) 1967	19 1987	9. 38 1963
22 1979	10. 7.74 (197 2/3 IP) 1966	10. 3.20 (157 2/3 IP) 1963	9. 18 1980	10. 39 2017
22 1981			18 1981	
22 1986				

SINGLE-SEASON BATTING RECORDS

GAMES PLAYED

1.	49	Mark Smith	1986
	49	Chris Cruz	2012
	49	Frank Hager	2012
	49	Marshall Yanzick	2012
5.	48	Joe Darlak	1986
	48	Brenton Peters	2012
7.	47	Steve Caputi	1978
	47	Mike Fleury	1978
	47	Mark Smith	1985
	47	John Kresho	1988
	47	Guy Leach	1988
	47	Eric Olson	1988

AT-BATS

1.	194	Marshall Yanzick	2012
2.	178	Chris Cruz	2012
3.	176	Frank Hager	2012
4.	166	Mark Smith	1986
5.	161	Mark Smith	1985
	161	Brenton Peters	2012
7.	159	Andrew Luria	2002
8.	158	Joe Roche	1978
	158	Greg Allen	1980
	158	Brian Billigen	2012
	158	Ryan Krainz	2018

RUNS SCORED

1.	46	Erik Rico	2002
2.	45	Brian Kaufman	2006
3.	42	Dan Autiello	1984
	42	John Kresho	1988
5.	41	Dave Johnson	1977
	41	Marlin McPhail	1982
7.	40	John Kresho	1990
	40	Vince Santo	2002
	40	Nathan Waugh	2024
10.	39	Ken Veenema	1977

HITS

1.	61	Guy Leach	1988
2.	59	Nathan Ford	2008
3.	57	Erik Rico	2002
	57	Brian Billigen	2012
5.	56	Ken Veenema	1977
	56	John Quinlan	2024
7.	54	Chico Bengochea	1979
	54	Nathan Ford	2009
9.	53	Mike Kalfopoulos	1985
	53	Bill Walkenbach	1995
	53	Erik Rico	2001
	53	Max Jensen	2024

DOUBLES

1.	17	Nathan Ford	2008
2.	16	Mike Kalfopoulos	1985
3.	15	Marlin McPhail	1981
	15	Frank Hager	2012
	15	Max Jensen	2022
6.	14	Raul Gomez	2000
	14	Andrew Luria	2002
8.	13	Gary Kaczor	1979
	13	Bill Walkenbach	1995
	13	Brent McKown	2006
	13	Mickey Brodsky	2010
	13	Frank Hager	2010
	13	Brandon Lee	2012

TRIPLES

1.	8	Bill Bacon	1981
	8	Erik Rico	2001
	8	Erik Rico	2002
4.	7	Mark Smith	1986
5.	6	Joseph Piperato	1966
	6	Ken Veenema	1977
	6	Brian Kaufman	2006
8.	5	Dave Johnson	1977
	5	Dave Waters	1980
	5	Brian Kaufman	2005

HOME RUNS

1.	12	Chris Cruz	2012
2.	11	Eric Kirby	1995
	11	Erik Rico	2002
	11	Mark Quatrani	2024
5.	9	Brian Kaufman	2006
	9	Nathan Ford	2009
	9	Ryan Karl	2014
8.	8	Gary Kaczor	1979
	8	Mike Branca	1981
	8	Trevor Schumm	1991
	8	Flint Foley	2001
	8	Nate David	2009
	8	Brian Billigen	2011
	8	Matt Barnhorst	2024

RUNS BATTED IN

1.	45	Pete Watzka	1971
2.	43	Guy Leach	1988
	43	Mark Quatrani	2024
4.	42	John DeMayo	1982
	42	Erik Rico	2002
6.	40	Ken Veenema	1977
	40	Jamie Blattstein	1992
	40	Brian Billigen	2012
9.	39	Marlin McPhail	1980
10.	38	Mike Kalfopoulos	1985
	38	Brian Kaufman	2006

BATTING AVERAGE (MIN. 80 ABs)

1.	.425	Jamie Blattstein	1992
2.	.413	Mike Kalfopoulos	1984
3.	.410	Nathan Ford	2008
4.	.406	Dale Wickham	2017
5.	.404	Brian Billigen	2009
6.	.400	Chris Stocke	1974
7.	.394	Guy Leach	1988
8.	.386	Chico Bengochea	1979
9.	.384	Mickey Brodsky	2010
10.	.383	Marlin McPhail	1982

SLUGGING PCT. (MIN 80 ABs)

1.	.768	Erik Rico	2002
2.	.714	Mark Quatrani	2024
3.	.683	Jamie Blattstein	1992
4.	.676	Erik Rico	2001
5.	.667	Mike Kalfopoulos	1984
	.667	Brian Kaufman	2006
7.	.656	Sam Kaplan	2022
8.	.655	Gary Kaczor	1979
9.	.630	Nathan Ford	2009
10.	.627	Ken Veenema	1977



Erik Rico '02 owns single-season records in runs (46), triples (8), slugging percentage (.768), and total bases (116).

ON-BASE PCT. (MIN. 80 ABs)

1.	.532	Mike Seagram	1984
2.	.530	John Kresho	1991
3.	.513	John Kresho	1988
4.	.503	Jamie Blattstein	1992
5.	.492	Mark Quatrani	2024
6.	.492	Michael Riff	1967
7.	.489	Erik Rico	2002
8.	.488	Marlin McPhail	1979
9.	.486	Marlin McPhail	1982
10.	.486	John Kresho	1990

WALKS DRAWN

1.	51	John Kresho	1988
2.	37	John Kresho	1990
3.	36	Mike Seagram	1984
4.	35	Kyle Gallagher	2018
5.	34	Brenton Peters	2012
6.	33	Buddy Witkoski	1971
7.	32	Bill Bacon	1981
	32	Erik Rico	2002
	32	Brian Kaufman	2006
10.	31	Trevor Schumm	1991

STRIKEOUTS

1.	54	Nathan Waugh	2024
2.	51	Frank Hager	2012
3.	49	Chris Cruz	2012
	49	Joe Hollerbach	2022
	49	Sam Kaplan	2023
6.	47	Chris Cruz	2014
7.	44	Jakobi Davis	2024
8.	42	Matt Collins	2019
9.	41	Matt Barnhorst	2024
10.	40	Ryan Karl	2014
	40	Caden Wildman	2024

TIMES HIT BY PITCH

1.	15	Marlin McPhail	1979
2.	14	Chris Hanson	1995
3.	12	Randy Koch	1992
	12	Vince Santo	2002
	12	Seth Gordon	2006
	12	Dale Wickham	2018
7.	11	Randy Koch	1991
	11	Brenton Peters	2012
	11	Mark Quatrani	2024
10.	10	Frank Hager	2011

STOLEN BASES

1.	25	John Kresho	1990
2.	23	John Kresho	1988
3.	21	Mike Kalfopoulos	1983
4.	20	Richard Meade	1954
	20	Michael Riff	1967
6.	19	JD Whetsel	2013
7.	18	John Kresho	1989
	18	Michael Macrie	1997
9.	17	Bill Walkenbach	1998
	17	Tom D'Alessandro	2014

TOTAL BASES

1.	116	Erik Rico	2002
2.	94	Ken Veenema	1977
	94	Erik Rico	2001
4.	93	Gary Kaczor	1979
	93	Chris Cruz	2012
6.	92	Brian Kaufman	2006
	92	Nathan Ford	2009
8.	91	Guy Leach	1988
	91	Brian Billigen	2012
10.	90	Mike Kalfopoulos	1985

CAREER BATTING RECORDS

GAMES PLAYED

1.	179	Mark Smith	1984-87
2.	159	Marlin McPhail	1979-82
3.	158	Bill Walkenbach	1995-98
	158	Kevin Tatum	2012-15
5.	156	Scott Kenney	1986-89
6.	155	Greg Allen	1978-81
	155	Guy Leach	1985-88
	155	Scott Hardinger	2006-09
	155	Mickey Brodsky	2008-11
10.	154	Terry Birrer	1982-85
	154	Andrew Luria	1999-02

AT-BATS

1.	606	Mark Smith	1984-87
2.	544	Bill Walkenbach	1995-98
	544	Mickey Brodsky	2008-11
4.	542	Greg Allen	1978-81
5.	541	Andrew Luria	1999-02
6.	536	Marlin McPhail	1979-82
7.	533	Scott Hardinger	2006-09
8.	530	Seth Gordon	2003-06
9.	526	Brian Billigen	2009-12
10.	517	Dan Autiello	1982-85

RUNS SCORED

1.	140	John Kresho	1988-91
2.	139	Dan Autiello	1982-85
3.	134	Bill Walkenbach	1995-98
4.	131	Marlin McPhail	1979-82
5.	118	Michael Macrie	1996-99
6.	116	Mark Smith	1984-87
7.	113	Erik Rico	1999-02
	113	Brian Billigen	2009-12
9.	110	Brian Kaufman	2005-08
10.	106	Greg Allen	1978-81

HITS

1.	185	Marlin McPhail	1979-82
2.	184	Mark Smith	1984-87
3.	183	Erik Rico	1999-02
4.	182	Mickey Brodsky	2008-11
5.	181	Nathan Ford	2006-09
6.	177	Brian Billigen	2009-12
7.	174	Bill Walkenbach	1995-98
8.	171	Andrew Luria	1999-02
9.	169	Dan Autiello	1982-85
	169	Terry Birrer	1982-85

DOUBLES

1.	45	Mike Kalfopoulos	1982-85
2.	40	Frank Hager	2009-12
3.	39	Marlin McPhail	1979-82
4.	38	Nathan Ford	2006-09
5.	37	Andrew Luria	1999-02
6.	36	Terry Birrer	1982-85
	36	Bill Walkenbach	1995-98
8.	34	Mickey Brodsky	2008-11
	34	Max Jensen	2022-Pr.
10.	33	Erik Rico	1999-02

TRIPLES

1.	18	Erik Rico	1999-02
2.	16	Mark Smith	1984-87
3.	14	Brian Billigen	2009-12
4.	11	Brian Kaufman	2005-08
5.	9	Pat Pennucci	1960-62
	9	Joseph Piperato	1964-66
	9	Buddy Witkoski	1969-71
	9	Pat Veenema	1975-77
	9	Marlin McPhail	1979-82
10.	8	Ronald Ivkovich	1959-61
	8	Daniel Walker	1966-68
	8	Dave Johnson	1975-77
	8	Bill Bacon	1980-81
	8	Mike Kalfopoulos	1982-85
	8	Joe Cossu	1984-86

HOME RUNS

1.	25	Chris Cruz	2011-14
2.	21	Gary Kaczor	1977-80
	21	Bill Walkenbach	1995-98
4.	20	Brian Kaufman	2005-08
	20	Brian Billigen	2009-12
6.	18	Nathan Waugh	2021-24
7.	17	Marlin McPhail	1979-82
	17	Erik Rico	1999-02
9.	16	Eric Kirby	1993-95, 97
	16	Raul Gomez	1998-01
	16	Andrew Luria	1999-02

RUNS BATTED IN


1.	121	Terry Birrer	1982-85
2.	120	Bill Walkenbach	1995-98
3.	114	Erik Rico	1999-02
4.	110	John DeMayo	1979-82
	110	Marlin McPhail	1979-82
6.	107	Mickey Brodsky	2008-11
7.	106	Brian Billigen	2009-12
8.	100	Mark Smith	1984-87
	100	Nathan Ford	2006-09

BATTING AVERAGE (MIN. 300 ABs)

1.	.362	Erik Rico	1999-02
2.	.361	Nathan Ford	2006-09
3.	.356	Mike Kalfopoulos	1982-85
4.	.345	Marlin McPhail	1979-82
5.	.342	Terry Birrer	1982-85
6.	.337	Brian Billigen	2009-12
7.	.336	Gary Kaczor	1977-80
8.	.335	Mickey Brodsky	2008-11
9.	.334	Ken Veenema	1975-77
10.	.333	Chico Bengochea	1976-79

SLUGGING PCT. (MIN. 300 ABs)

1.	.599	Erik Rico	1999-02
2.	.584	Mike Kalfopoulos	1982-85
3.	.568	Gary Kaczor	1977-80
4.	.561	Brian Billigen	2009-12
5.	.547	Marlin McPhail	1979-82
6.	.542	Nathan Waugh	2021-24
7.	.537	Nathan Ford	2006-09
8.	.537	Ken Veenema	1975-77
9.	.533	Mike Seagram	1981-84
10.	.522	Terry Birrer	1982-85



Marlin McPhail '82 ranks within the top five in 13 stat categories, highlighted by being Cornell's all-time hits leader (185).

ON-BASE PCT. (MIN. 80 ABs)

1.	.493	John Kresho	1988-91
2.	.457	Mike Seagram	1981-84
3.	.450	Mike Kalfopoulos	1982-85
4.	.450	Marlin McPhail	1979-82
5.	.448	Erik Rico	1999-02
6.	.428	Nathan Ford	2006-09
7.	.426	Buddy Witkoski	1969-71
8.	.425	Brian Billigen	2009-12
9.	.422	Mickey Brodsky	2008-11
10.	.421	Ed Mahoney	1968-70

WALKS DRAWN

1.	138	John Kresho	1988-91
2.	90	Brian Kaufman	2005-08
3.	84	Marlin McPhail	1979-82
4.	82	Bill Walkenbach	1995-98
5.	79	Steve Caputi	1976-79
	79	Erik Rico	1999-02
7.	77	Buddy Witkoski	1969-71
8.	74	Mark Utter	1979-82
	74	Mike Kalfopoulos	1982-85
10.	72	Kevin Tatum	2012-15

STRIKEOUTS

1.	140	Chris Cruz	2011-14
2.	133	Brian Kaufman	2005-08
3.	126	Frank Hager	2009-12
4.	119	Nathan Waugh	2021-24
5.	108	Brian Billigen	2009-12
6.	107	Ellis Bitar	2015-18
	107	Matt Barnhorst	2021-24
8.	105	Jakobi Davis	2022-Pr.
9.	101	Chris Hanson	1992-95
10.	100	Jordan Schaeffer	1997-00

TIMES HIT BY PITCH

1.	29	Brian Billigen	2009-12
2.	27	Randy Koch	1989, 91-92
3.	26	Ellis Bitar	2015-18
4.	24	Frank Hager	2009-12
5.	22	Kaleb Hutchinson	2004-08
	22	Mickey Brodsky	2008-11
7.	21	John Telford	1992-95
8.	20	Vince Santo	1999-02
9.	19	Chris Hanson	1992-95
	19	Ben Swinford	2011-14
	19	JD Whetsel	2012-15
	19	Dale Wickham	2015-18

STOLEN BASES

1.	80	John Kresho	1988-91
2.	49	Michael Macrie	1996-99
3.	47	Bill Walkenbach	1995-98
4.	45	JD Whetsel	2012-15
5.	40	Andrew Luria	1999-02
6.	39	Richard Meade	1954-56
7.	38	Brian Billigen	2009-12
8.	36	Seth Gordon	2003-06
9.	35	John Telford	1992-95
10.	34	Dave Waters	1977-80

TOTAL BASES

1.	303	Erik Rico	1999-02
2.	295	Brian Billigen	2009-12
3.	293	Marlin McPhail	1979-82
4.	279	Bill Walkenbach	1995-98
5.	271	Mike Kalfopoulos	1982-85
6.	269	Nathan Ford	2006-09
7.	265	Mark Smith	1984-87
8.	261	Mickey Brodsky	2008-11
9.	260	Andrew Luria	1999-02
10.	258	Terry Birrer	1982-85

SINGLE-SEASON PITCHING RECORDS

EARNED RUN AVG. (MIN. 30 IP)

1.	0.47	Kellen Urbon	2012
2.	0.52	Steve Storey	1972
3.	0.77	Ray Ratkowski	1964
4.	0.95	Steve Hamrick	1973
5.	1.06	JP Williams	1959
6.	1.08	Ivan Tylawsky	1965
7.	1.09	Michael Byrne	2013
8.	1.15	Theodore Thelander	1958
9.	1.20	Ivan Tylawsky	1967
10.	1.21	John Miknis	1973

WINS

1.	10	Gary Gronowski	1977
2.	9	William DeGraaf	1956
	9	Roy Walters	1968
4.	8	Jim Purcell	1967
	8	Jay Kobylarz	1980
	8	Greg Myers	1981
7.	7	Tom MacLeod	1970
	7	John Giese	1971
	7	Bob Dutkowsky	1977
	7	John O'Connor	1987
	7	Connor Kaufmann	2012

LOSSES

1.	9	Corey Pappel	2011
2.	8	Steve Huber	1983
	8	Chris Sheehan	1986
	8	Rob Deans	1988
	8	Spencer Edwards	2022
6.	7	Jared Cottle	1993
	7	Jared Cottle	1994
	7	Michael Byrne	2015
9.	6	20 times, Most recent: Noah Keller, 2024	

SHUTOUTS

1.	2	Larry Brown	1984
	2	Chris Reading	1987
	2	Joel Nies	1990
	2	Doug Petillo	1990
	2	Matthew Herrick	1994
	2	Dan Baysinger	2003
	2	Jim Hyland	2007
	2	Connor Kaufmann	2012
	2	Brian McAfee	2015
10.	1	30 times, Most recent: Luke Yacinich, 2022	

GAMES STARTED

1.	13	Gary Gronowski	1977
	13	Steve Huber	1985
3.	12	John Nurthen	1978
	12	Spencer Edwards	2022
5.	11	Roy Walters	1968
	11	Brian Williamson	1996
	11	Rick Marks	2012
	11	Brian McAfee	2012
	11	Tim Willittes	2018
	11	Luke Yacinich	2022
	11	Ethan Hamill	2023
	11	Noah Keller	2023

APPEARANCES

1.	23	David Scharfstein	2002
2.	22	Kellon Urbon	2012
3.	21	David Rochefort	2010
4.	20	Houston Hawley	2012
5.	19	Michael MacManus	1994
	19	David Rochefort	2009
	19	Colby Wyatt	2018
	19	John Natoli	2019
9.	18	Stephen Osterer	2009
	18	Kevin Cushing	2022
	18	Chris Ellison	2022
	18	William Gilbert	2022
	18	Spencer Edwards	2023
	18	Carson Mayfield	2023

COMPLETE GAMES

1.	10	Gary Gronowski	1977
2.	9	William DeGraaf	1956
	9	Ray Ratkowski	1964
4.	8	Tony Siedl	1975
	8	Greg Myers	1981
6.	7	Jim Purcell	1966
	7	Roy Walters	1968
	7	Tom MacLeod	1970
	7	Fred Anyzeski	1973
	7	Gary Gronowski	1976
	7	John Nurthen	1978
	7	Greg Myers	1979
	7	Greg Myers	1982
	7	John O'Connor	1987
	7	Kerry Brooks	1990
	7	Nick Bayer	1999

SAVES

1.	9	Kellen Urbon	2012
2.	8	David Rochefort	2009
	8	Peter Lannoo	2017
4.	7	John Natoli	2019
5.	6	David Sharfstein	2002
6.	4	John Douglas	1995
	4	Paul Balestrieri	2015
8.	3	Rich Booth	1979
	3	Michael MacManus	1994
	3	Blake Hamilton	2007
	3	David Rochefort	2010
	3	Matt Horton	2013
	3	Eric Upton	2013
	3	Justin Lewis	2016
	3	Andrew Ellison	2018

INNINGS PITCHED

1.	101.1	Gary Gronowski	1977
2.	100.1	Tom MacLeod	1970
3.	87.2	Tony Siedl	1975
4.	86.0	Jim Purcell	1966
5.	84.1	Roy Walters	1968
6.	82.1	Ray Ratkowski	1964
7.	80.0	William DeGraaf	1956
8.	79.1	John Nurthen	1978
9.	74.2	Richard Parker	1952
10.	73.0	John Giese	1971
	73.0	Bob Dutkowsky	1975
	73.0	Luke Yacinich	2022



Gary Gronowski '77 is one of two Cornell pitchers with a 10-win season, posting a 10-2 record in 1977.

STRIKEOUTS

1.	106	Steve Hamrick	1973
2.	97	Steve Hamrick	1974
3.	90	Jim Purcell	1966
4.	89	Chris Schutt	2003
5.	85	Robert List	1957
6.	83	Roy Walters	1968
7.	80	Tom MacLeod	1970
8.	77	John Nurthen	1978
	77	John Nurthen	1979
10.	75	Gary Gronowski	1977

STRIKEOUTS / 9 INN. (MIN. 30 IP)

1.	14.45	Steve Hamrick	1973
2.	13.64	Steve Hamrick	1974
3.	12.92	Chris Schutt	2003
4.	12.49	Mike Lynch	1964
5.	11.39	John Natoli	2019
6.	11.36	Michael Byrne	2015
7.	11.09	Robert List	1957
8.	11.04	John Osgood	1998
9.	10.48	Rich DeSa	1984
10.	10.00	John Nurthen	1979

FEWEST WALKS / 9 INN.

(MIN. 30 IP)

1.	0.69	Brendan McQuaid	2002
2.	0.81	Tony Bertucci	2010
3.	0.84	Dan Gala	2003
4.	0.95	Brendan McQuaid	2001
5.	0.96	Brian McAfee	2015
6.	1.02	David Self	2001
7.	1.05	Ivan Tylawsky	1967
8.	1.08	Ivan Tylawsky	1965
9.	1.11	Ray Ratkowski	1963
10.	1.16	Ray Ratkowski	1962

WALKS ISSUED

1.	47	Kenneth Battles	1947
2.	46	John Osgood	1998
3.	44	John Nurthen	1978
4.	41	Fred Anyzeski	1973
	41	Mike Murphy	1978
	41	Rich DeSa	1984
7.	40	William DeGraaf	1956
	40	Steve Hamrick	1974
	40	John O'Connor	1998
10.	39	Rich DeSa	1987
	39	Chris Schutt	2002

BATTING AVG. AGAINST

(MIN. 30 IP)

1.	.160	Michael Byrne	2013
2.	.170	Kellen Urbon	2012
3.	.178	John Natoli	2019
4.	.192	Chris Schutt	2003
5.	.201	John Osgood	1998
6.	.210	Brian McAfee	2015
7.	.214	David Sharfstein	2002
8.	.220	Brian McAfee	2013
9.	.229	Kerry Brooks	1990
10.	.229	Paul Blaestrieri	2017

CAREER PITCHING RECORDS

EARNED RUN AVG. (MIN. 100 IP)

1.	1.40	Ivan Tylawsky	1965-67
2.	1.87	Steve Hamrick	1973-74
3.	2.07	Tom MacLeod	1969-70
4.	2.14	Donald Unbekant	1952-53
5.	2.17	John Giese	1969-71
6.	2.23	Ted Thelander	1955, 57-58
7.	2.25	William DeGraaf	1954-56
8.	2.44	John Dougherty	1970-72
9.	2.44	Roy Walters	1966-68
10.	2.46	Jim Purcell	1965-67

WINS

1.	23	Greg Myers	1979-82
2.	20	Jay Kobylarz	1979-82
3.	18	Brendan McQuaid	1999-02
4.	16	William DeGraaf	1954-56
5.	16	John Giese	1969-71
	16	Joel Nies	1989-92
7.	15	Roy Walters	1966-68
	15	Brian McAfee	2012-15
9.	14	Gary Gronowski	1976-77
	14	Steve Huber	1982-85
	14	Kerry Brooks	1987-90

LOSSES

1.	20	Nick Bayer	1997-00
2.	19	Jared Cottle	1991-94
	19	Corey Pappel	2008-11
4.	17	Rob Deans	1986-88
5.	16	Steve Huber	1982-85
	16	Chris Sheehan	1983-86
	16	Joel Nies	1989-92
8.	15	Ray Ratkowski	1962-64
	15	Jay Kobylarz	1979-82
	15	Rob Wilson	1988-91
	15	Dan Gala	2001, 03-05
	15	Michael Byrne	2013-16

SHUTOUTS

1.	3	Larry Brown	1983-86
	3	Dan Baysinger	2001-04
3.	2	Greg Myers	1979-82
	2	Chris Reading	1987-88
	2	Joel Nies	1989-92
	2	Doug Petillo	1989-92
	2	Matthew Herrick	1993-94
	2	Jim Hyland	2004-07
	2	Connor Kaufmann	2011-14
	2	Brian McAfee	2012-15

GAMES STARTED

1.	38	Joel Nies	1989-92
2.	34	Corey Pappel	2008-11
3.	33	Steve Huber	1982-85
	33	Nick Bayer	1997-00
5.	32	Greg Myers	1979-82
	32	Brian Williamson	1996-99
	32	Brendan McQuaid	1999-02
8.	31	Kerry Brooks	1987-90
	31	Rocky Collis	2003-06
	31	Brian McAfee	2012-15

APPEARANCES

1.	58	David Rochefort	2007-10
2.	54	John O'Connor	1985-88
3.	51	Blake Hamilton	2004-07
4.	47	Kellen Urbon	2012-15
5.	45	Steve Huber	1982-85
	45	Stephen Osterer	2006-09
	45	Paul Balestrieri	2014-17
8.	44	Jim Pronti	1994-97
9.	43	Eric Upton	2012-15
	43	Colby Wyatt	2017-20

COMPLETE GAMES

1.	28	Greg Myers	1979-82
2.	17	Gary Gronowski	1976-77
3.	16	Jay Kobylarz	1979-82
4.	15	Ray Ratkowski	1962-64
	15	John Nurthen	1977-79
6.	14	John Jameson	1978-80
	14	John O'Connor	1985-88
	14	Kerry Brooks	1987-90
	14	Brendan McQuaid	1999-02
10.	13	Jim Purcell	1965-67
	13	Joel Nies	1989-92
	13	Brian Williamson	1996-99
	13	Nick Bayer	1997-00

SAVES

1.	14	Kellen Urbon	2012-15
2.	11	David Rochefort	2007-10
3.	9	John Douglas	2007-10
	9	Peter Lannoo	2015-17
5.	8	John Natoli	2017-20
6.	7	David Sharfstein	2002-03
7.	6	Paul Balestrieri	2014-17
	6	Ryan Porter	2022-Pr.
9.	5	John O'Connor	1985-88
	5	Michael MacManus	1993-95

INNINGS PITCHED

1.	256.1	Greg Myers	1979-82
2.	221.0	Brendan McQuaid	1999-02
3.	213.0	John O'Connor	1985-88
4.	204.2	Joel Nies	1989-92
5.	203.2	Steve Huber	1982-85
6.	202.2	Kerry Brooks	1987-90
7.	202.0	Nick Bayer	1997-00
8.	201.1	Ray Ratkowski	1962-64
9.	201.0	Jay Kobylarz	1979-82
10.	196.1	William DeGraaf	1954-56

STRIKEOUTS

1.	217	Greg Myers	1979-82
2.	203	Steve Hamrick	1973-74
3.	179	Jim Purcell	1965-67
4.	170	John Nurthen	1977-79
5.	166	Corey Pappel	2008-11
6.	163	Joel Nies	1989-92
7.	158	Ray Ratkowski	1962-64
8.	157	Kerry Brooks	1987-90
9.	156	Rocky Collis	2003-06
10.	155	John Osgood	1997-00



Greg Myers '82 leads Cornell in all-time wins (23), complete games (28), innings pitched (256.1), and strikeouts (217).

STRIKEOUTS / 9 INN. (MIN. 100 IP)

1.	14.05	Steve Hamrick	1973-74
2.	10.47	Chris Schutt	2001-03
3.	9.22	Fred Anyzeski	1972-73
4.	8.83	Blake Hamilton	2004-07
5.	8.82	Roy Walters	1966-68
6.	8.82	Jim Purcell	1965-67
7.	8.64	John Nurthen	1977-79
8.	8.60	Michael Byrne	2013-16
9.	8.28	Rich DeSa	1984, 86-87
10.	8.19	Mike Lynch	1963-65

FEWEST WALKS / 9 INN.

(MIN. 30 IP)

1.	1.14	Brian McAfee	2012-15
2.	1.25	Ray Ratkowski	1962-64
3.	1.28	Ivan Tylawsky	1965-67
4.	1.30	Brendan McQuaid	1999-02
5.	1.94	Tony Bertucci	2007-10
6.	1.97	Dan Baysinger	2001-04
7.	2.19	Dan Gala	2001, 03-05
8.	2.21	Seth Urbon	2018-20
9.	2.26	Tom MacLeod	1969-70
10.	2.62	Richard Parker	1952-53

WALKS ISSUED

1.	124	John Osgood	1997-00
2.	118	Jared Cottle	1991-94
3.	107	Greg Myers	1979-82
	107	Rich DeSa	1984, 86-87
5.	106	Mike Murphy	1976-79
	106	Corey Pappel	2008-11
7.	103	Jay Kobylarz	1979-82
8.	102	Rob Wilson	1988-91
9.	97	Von Baker	2021-24
10.	94	John O'Connor	1985-88
	94	Kerry Brooks	1987-90

BATTING AVG. AGAINST

(MIN. 100 IP)

1.	.224	Chris Schutt	2001-03
2.	.243	Brian McAfee	2012-15
3.	.252	David Rochefort	2007-10
4.	.253	Spencer Edwards	2020-23
5.	.258	Michael Byrne	2013-16
6.	.260	John Osgood	1997-00
7.	.263	Connor Kaufmann	2011-14
8.	.267	Corey Pappel	2008-11
9.	.268	Alan Toppen	1995-97
10.	.270	Joel Nies	1989-92

PICKOFFS

1.	11	Ellis Bitar	2015-18
2.	10	Dan Gala	2001, 03-05
3.	6	Rocky Collis	2003-06
	6	Walker Toma	2005-08
	6	Jadd Schmeltzer	2008-11
6.	5	Nick Busto	2012-15
	5	Connor Kaufmann	2011-14
	5	Noah Keller	2023-Pr.
9.	4	Dan Baysinger	2001-04
	4	Matt Goodson	2003-06
	4	Jim Hyland	2004-07
	4	Mickey Brodsky	2008-11
	4	Mike Lopez	2008-11
	4	Kellen Urbon	2012-15
	4	Justin Lewis	2015-17
	4	Ethan Hamill	2023-Pr.

2025 CORNELL OVERALL STATISTICS

Overall1-2

Home0-0

Away1-2

Neutral0-0

Ivy League0-0

BATTING STATISTICS

#	PLAYER	AVG	GP	GS	AB	R	H	2B	3B	HR	RBI	TB	SLG%	BB	HBP	SO	GDP	OB%	SF	SH	SB	ATT
22	Jakobi Davis	.500	3	3	8	1	4	0	1	0	2	6	.750	3	1	2	0	.667	0	0	1	1
20	Kevin Hager	.500	3	3	6	4	3	0	0	1	2	6	1.000	1	3	1	0	.636	1	0	0	0
15	Owen Carlson	.300	3	3	10	2	3	0	0	0	1	3	.300	0	1	4	0	.364	0	0	0	0
4	Caden Wildman	.273	3	3	11	2	3	2	0	0	1	5	.455	1	0	5	0	.333	0	1	0	0
7	Max Jensen	.273	3	3	11	2	3	1	0	1	1	7	.636	2	0	2	0	.385	0	0	1	1
8	Luke Johnson	.273	3	3	11	1	3	1	0	0	2	4	.364	0	1	2	0	.333	0	0	1	1
1	John Quinlan	.143	3	3	14	0	2	1	0	0	2	3	.214	2	0	5	0	.250	0	0	0	0
19	Mark Quatrani	.083	3	3	12	1	1	0	0	0	0	1	.083	1	0	4	1	.154	0	0	0	0
6	Kyle Musser	.071	3	3	14	1	1	0	0	0	2	1	.071	1	1	2	1	.188	0	0	0	0
18	TJ Swidorski	.500	2	0	2	0	1	0	0	0	0	1	.500	0	0	0	0	.500	0	0	0	0
2	Mason Barela	.500	2	0	2	0	1	0	0	0	0	1	.500	0	0	1	0	.500	0	0	0	0
12	Ryan Porter	.000	3	0	1	0	0	0	0	0	0	0	.000	1	0	0	0	.500	0	0	0	0
31	Ryan Dillon	.000	1	0	1	0	0	0	0	0	0	0	.000	0	0	1	0	.000	0	0	0	0
TOTALS		.243	3		103	14	25	5	1	2	13	38	.369	12	7	29	2	.358	1	1	3	3
OPPONENTS		.313	3		99	42	31	4	2	6	40	57	.576	34	2	16	3	.493	1	1	3	4

PITCHING STATISTICS

#	PLAYER	ERA	W	L	APP	GS	CG	SHO	SV	IP	H	R	ER	BB	SO	2B	3B	HR	AB	AVG	WP	HBP	BK	SFA	SHA
32	Carson Mayfield	0.00	1	0	1	1	0	0/0	0	6.0	0	0	0	2	2	0	0	0	16	.000	0	1	0	0	0
3	Chris Ellison	8.31	0	1	1	1	0	0/0	0	4.1	3	4	4	5	2	0	0	0	13	.231	0	0	0	0	1
37	Huxley Holcombe	27.00	0	0	1	0	0	0/0	0	3.1	6	10	10	5	2	0	0	1	16	.375	0	0	0	0	0
21	John Gerfen	0.00	0	0	1	0	0	0/0	0	0.0	0	0	0	0	0	0	0	0	0	.000	0	0	0	0	0
12	Ryan Porter	11.57	0	0	1	0	0	0/0	0	2.1	4	3	3	2	2	1	0	1	11	.364	0	0	0	0	0
36	Nathaniel Jennewein	13.50	0	0	1	0	0	0/0	0	2.2	4	4	4	3	0	1	0	1	11	.364	0	0	0	1	0
42	Josh Shea	13.50	0	0	2	0	0	0/0	0	0.2	2	1	1	0	1	0	1	0	4	.500	0	0	0	0	0
16	Noah Keller	16.88	0	1	1	1	0	0/0	0	2.2	6	5	5	4	1	2	0	1	13	.462	0	0	0	0	0
26	John Hegarty	27.00	0	0	1	0	0	0/0	0	1.0	2	3	3	2	3	0	0	1	5	.400	1	1	0	0	0
28	Max Foster	27.00	0	0	1	0	0	0/0	0	0.1	1	1	1	0	1	0	0	1	2	.500	0	0	0	0	0
30	William Jaun	27.00	0	0	1	0	0	0/0	0	1.1	1	4	4	6	2	0	0	0	5	.200	0	0	0	0	0
44	Sam Keene	189.00	0	0	2	0	0	0/0	0	0.1	2	7	7	5	0	0	1	0	3	.667	1	0	0	0	0
TOTALS		15.12	1	2	3	0	0	0	0	25.0	31	42	42	34	16	4	2	6	99	.313	2	2	0	1	1
OPPONENTS		2.33	2	1	3	0	0	0	0	27.0	25	14	7	12	29	5	1	2	103	.243	2	7	0	1	1

2024 CORNELL IVY LEAGUE STATISTICS

Overall17-21

Home7-5

Away8-14

Neutral2-2

Ivy League11-10

BATTING STATISTICS

#	PLAYER	AVG	GP	GS	AB	R	H	2B	3B	HR	RBI	TB	SLG%	BB	HBP	SO	GDP	OB%	SF	SH	SB	ATT
1	John Quinlan	.424	21	21	99	27	42	5	1	3	13	58	.586	7	2	13	0	.472	0	2	7	9
7	Max Jensen	.402	21	21	92	18	37	5	1	3	26	53	.576	9	3	8	0	.471	0	0	3	3
6	Kyle Musser	.381	10	3	21	5	8	0	0	0	1	8	.381	3	1	4	1	.480	0	0	0	0
19	Mark Quatrani	.333	19	19	69	14	23	2	0	7	30	46	.667	10	9	9	2	.477	0	0	1	1
4	Caden Wildman	.304	21	19	79	17	24	2	0	3	18	35	.443	3	5	22	2	.368	0	1	4	4
22	Jakobi Davis	.286	21	21	70	17	20	2	1	3	10	33	.471	12	1	25	0	.398	0	2	4	5
20	Kevin Hager	.268	11	11	41	7	11	0	0	2	4	17	.415	3	1	12	0	.333	0	1	0	0
23	Braden Mack	.265	13	13	49	8	13	2	0	1	15	18	.367	0	1	15	3	.275	1	1	0	1
8	Luke Johnson	.256	15	9	39	8	10	1	0	0	0	11	.282	4	2	9	0	.356	0	0	0	0
18	TJ Swidorski	.244	10	10	41	8	10	1	0	0	3	11	.268	2	2	12	0	.304	1	0	2	3
40	Nathan Waugh	.228	21	21	79	23	18	4	0	3	17	31	.392	15	5	30	0	.376	2	0	0	0
2	Matt Barnhorst	.185	21	21	81	12	15	4	0	6	19	37	.457	3	1	26	1	.221	1	3	2	5
15	Owen Carlson	.143	7	0	7	0	1	0	0	0	0	1	.143	0	0	2	0	.143	0	0	0	0
12	Ryan Porter	.000	9	0	1	0	0	0	0	0	0	0	.000	0	0	1	0	.000	0	0	0	0
37	Huxley Holcombe	.000	8	2	0	0	0	0	0	0	0	0	.000	0	1	0	0	1.000	0	0	0	0
TOTALS		.302	21		768	164	232	28	3	31	156	359	.467	71	34	188	9	.384	5	10	23	31
OPPONENTS		.286	21		724	156	207	42	4	20	146	317	.438	107	36	147	10	.398	13	14	27	33

PITCHING STATISTICS

#	PLAYER	ERA	W	L	APP	GS	CG	SHO	SV	IP	H	R	ER	BB	SO	2B	3B	HR	AB	AVG	WP	HBP	BK	SFA	SHA
25	Beck Urofsky	0.00	0	0	1	0	0	0/0	0	0.1	0	0	0	0	0	0	0	0	1	.000	0	1	0	0	0
3	Chris Ellison	2.57	3	0	9	0	0	0/0	0	14.0	6	4	4	9	10	1	0	0	45	.133	1	2	0	2	0
21	John Gerfen	3.86	0	0	3	0	0	0/0	0	2.1	3	1	1	0	3	1	0	0	11	.273	0	0	1	0	0
13	Ethan Hamill	5.18	3	2	7	7	0	0/0	0	40.0	40	26	23	16	20	8	1	2	148	.270	1	6	0	2	4
16	Noah Keller	6.25	1	4	7	7	0	0/0	0	31.2	43	27	22	13	30	10	0	4	131	.328	1	5	1	1	3
33	Von Baker	6.61	1	0	7	0	0	0/0	0	16.1	14	12	12	12	14	1	1	3	60	.233	2	6	0	3	1
37	Huxley Holcombe	6.66	2	1	7	2	0	0/0	0	24.1	20	20	18	17	17	7	1	4	86	.233	2	3	0	1	4
32	Carson Mayfield	7.58	1	0	4	4	0	0/0	0	19.0	22	16	16	5	19	3	0	2	75	.293	1	3	0	0	1
30	William Jaun	8.38	0	1	4	1	0	0/0	1	9.2	10	10	9	9	10	1	0	1	38	.263	3	3	0	1	0
12	Ryan Porter	9.00	0	1	8	0	0	0/0	2	18.0	27	18	18	10	13	5	1	2	74	.365	3	4	1	1	1
36	Nathaniel Jennewein	10.24	0	0	6	0	0	0/0	0	9.2	12	11	11	9	11	1	0	1	39	.308	2	1	0	1	0
9	Story Kimura	20.25	0	1	3	0	0	0/0	0	2.2	9	7	6	5	0	3	0	1	15	.600	1	1	0	1	0
17	William Stephens	∞	0	0	1	0	0	0/0	0	0.0	1	4	4	2	0	1	0	0	1	1.000	0	1	0	0	0
TOTALS		6.89	11	10	21	0	0	3	188.0	207	156	144	107	147	42	4	20	724	.286	17	36	3	13	14	
OPPONENTS		6.74	10	11	21	0	1	4	185.2	232	164	139	71	188	28	3	31	768	.302	20	34	1	5	10	

Gray shaded text denotes player not on 2024-25 roster

GAME-BY-GAME INFORMATION

DATE	OPPONENT	SCORE/ TIME (ET)	CORNELL				OPPONENT				REC	IVY	POS	GB	WIN	LOSS	SAVE	TIME ATT.
			R	H	E	LOB	R	H	E	LOB								
2/21	at Duke	W, 11-8	11	11	0	9	8	6	3	4	1-0	—	—	—	Mayfield (1-0)	Johnson (0-2)	—	3:04 334
2/22	at Duke	L, 2-16	2	6	0	9	16	13	0	12	1-1	—	—	—	Higgins (1-0)	Keller (0-1)	—	3:17 443
2/23	at Duke	L, 1-18	1	8	0	11	18	12	1	3	1-2	—	—	—	Nard (1-0)	Ellison (0-1)	—	3:01 431
3/1	at UMBC	12 p.m.																
3/1	at UMBC	3 p.m.																
3/2	at UMBC	12 p.m.																
3/7	vs. Michigan St.	10 a.m.																
3/8	vs. UAB	12 p.m.																
3/9	at Winthrop	1 p.m.																
3/15	at Towson	11 a.m.																
3/15	at Towson	2 p.m.																
3/16	at Towson	1 p.m.																
3/22	at Yale	11:30 a.m.																
3/22	at Yale	2:30 p.m.																
3/23	at Yale	12 p.m.																
3/25	BINGHAMTON	3 p.m.																
3/29	BROWN	11:30 a.m.																
3/29	BROWN	2:30 p.m.																
3/30	BROWN	12 p.m.																
4/5	at Columbia	11:30 a.m.																
4/5	at Columbia	2:30 p.m.																
4/6	at Columbia	12 p.m.																
4/8	at Bucknell	3:30 p.m.																
4/12	PENN	11:30 a.m.																
4/12	PENN	2:30 p.m.																
4/13	PENN	1 p.m.																
4/15	at Binghamton	6:30 p.m.																
4/19	at Harvard	11:30 a.m.																
4/19	at Harvard	2:30 p.m.																
4/20	at Harvard	12 p.m.																
4/26	at Dartmouth	11:30 a.m.																
4/26	at Dartmouth	2:30 p.m.																
4/27	at Dartmouth	12 p.m.																
4/29	at Binghamton	6:30 p.m.																
5/3	PRINCETON	11:30 a.m.																
5/3	PRINCETON	2:30 p.m.																
5/4	PRINCETON	12 p.m.																

2025 CORNELL BASEBALL TV / PHOTO ROSTER



1

JOHN QUINLAN

OF • S/R • 5-9 • 185 • Sr.
Menlo Park, Calif.



2

MASON BARELA

C/INF • R/R • 5-9 • 195 • Fr.
Jupiter, Fla.



3

CHRIS ELLISON

RHP • R/R • 6-0 • 190 • Sr.
Howell, N.J.



4

CADAN WILDMAN

OF • R/R • 6-3 • 215 • Jr.
Woodbury, Minn.



5

TYLER BEAULIEU

OF • R/R • 6-1 • 175 • Fr.
Berwyn, Pa.



6

KYLE MUSSER

OF • R/R • 5-10 • 182 • Sr.
Lititz, Pa.



7

MAX JENSEN

INF • L/R • 6-3 • 210 • Sr.
Burke, Va.



8

LUKE JOHNSON

INF • R/R • 6-1 • 180 • So.
Coto de Caza, Calif.



9

GRAHAM BIBEN

RHP • R/R • 6-0 • 170 • So.
New York, N.Y.



11

MATTHEW WALTERS

OF • R/R • 5-11 • 195 • Jr.
Granbury, Texas



12

RYAN PORTER

OF/RHP • R/R • 6-0 • 185 • Sr.
Houston, Texas



13

ETHAN HAMILL

RHP • R/R • 6-3 • 200 • Jr.
Chester, Va.



15

OWEN CARLSON

INF • L/R • 5-11 • 180 • So.
Los Angeles, Calif.



16

NOAH KELLER

LHP • L/L • 6-1 • 210 • Jr.
Goodrich, Mich.



17

GUS MAGILL

RHP • R/R • 6-0 • 200 • Fr.
New York, N.Y.



18

TJ SWIDORSKI

INF • R/R • 6-0 • 185 • Jr.
Woodbury, Minn.



19

MARK QUATRANI

C • R/R • 5-11 • 200 • So.
Springfield, Pa.



20

KEVIN HAGER

INF • R/R • 6-0 • 190 • So.
Berkeley Heights, N.J.



21

JOHN GERFEN

LHP • R/L • 6-0 • 195 • Jr.
Brewster, N.Y.



22

JAKOBI DAVIS

OF • L/L • 6-4 • 210 • Sr.
Sarasota, Fla.



23

JAYDEN SHIN

INF • L/R • 6-2 • 205 • Fr.
Pennington, N.J.



25

BECK UROFSKY

INF • R/R • 6-4 • 225 • Jr.
Silver Spring, Md.



26

RYAN HEGARTY

RHP • L/R • 6-5 • 200 • Fr.
Needham, Mass.



28

MAX FOSTER

RHP • R/R • 6-3 • 210 • So.
Bethel, Conn.



29

WILL SIWINSKI

LHP • R/L • 6-3 • 195 • Fr.
San Francisco, Calif.



30

WILLIAM JAUN

1B/LHP • L/L • 6-3 • 225 • Fr.
Loveland, Ohio



31

RYAN DILLON

C • R/R • 6-2 • 185 • Fr.
Marlborough, Mass.



32

CARSON MAYFIELD

RHP • R/R • 6-5 • 200 • Jr.
Annandale, Va.



34

ETHAN VAN SICE

RHP • R/R • 5-9 • 170 • So.
Arlington, Va.



36

NATHANIEL JENNEW EIN

LHP • R/L • 5-11 • 180 • So.
Tampa, Fla.



37

HUXLEY HOLCOMBE

LHP • L/L • 6-6 • 180 • So.
Worcester, Mass.



38

BRAEDON JOHNSON

LHP • L/L • 6-3 • 220 • Fr.
Otego, N.Y.



40

TAVIAN RAMOS

RHP • R/R • 6-2 • 180 • Fr.
Neenah, Wis.



41

JACKSON MARKO

C • R/R • 5-10 • 175 • Jr.
Syracuse, N.Y.



42

JOSH SHEA

RHP • R/R • 5-11 • 175 • Jr.
Cortlandt Manor, N.Y.



43

ETHAN MCHUGH

RHP • R/R • 5-9 • 165 • Jr.
Annandale, N.J.



44

SAM KEENE

LHP • L/L • 6-4 • 200 • Fr.
Cohasset, Mass.



24

DAN PEPICELLI

Head Coach
10th Season



14

TOM FORD

Associate Head Coach
35th Season at Cornell



27

JOHN TOPPA


Assistant Coach
4th Season



35

ROBBY FARIS

Assistant Coach
1st Season



GRACE DeSTEFANO

Athletic Trainer
3rd Season