

# CORNELL BIG RED

## 2024-25 MEN'S HOCKEY GAME NOTES

TWO NATIONAL CHAMPIONSHIPS (1967, 1970) | 26 IVY LEAGUE CHAMPIONSHIPS | 13 ECAC HOCKEY CHAMPIONSHIPS

### 2024-25 SCHEDULE

#### OCTOBER

26 **TORONTO (EXH.)** (ESPN+) W, 6-2

#### NOVEMBER (4-2-3, 2-2-2 ECAC)

1 **#7 NORTH DAKOTA** (ESPN+/SNY) W, 4-1

2 **#7 NORTH DAKOTA** (ESPN+) W, 5-3

8 **YALE\*** (ESPN+) T, 2-2 (SOL)

9 **BROWN\*** (ESPN+) W, 3-1

15 at #17 Dartmouth\* (ESPN+) L, 3-4

16 at #20 Harvard\* (ESPN+/NESN) T, 2-2 (SOW)

22 **#18 QUINNIPIAC\*** (ESPN+/TSN+) L, 1-3

23 **PRINCETON\*** (ESPN+) W, 5-0

#### FROZEN APPLE (NEW YORK, N.Y.)

30 vs. #18 Quinnipiac (ESPN+/TSN+) T, 3-3 (SOW)

#### DECEMBER (1-1-0, 1-1-0 ECAC)

6 **COLGATE\*** (ESPN+/SNY) W, 3-2 (OT)

7 at Colgate\* (ESPN+) L, 3-6

#### JANUARY (3-4-2, 2-2-1 ECAC)

##### DESERT HOCKEY CLASSIC (TEMPE, ARIZ.)

3 vs. UMass (NCHC.tv) W, 4-2

4 at #19 Arizona State (NCHC.tv) L, 0-4

10 at Sacred Heart (FloHockey) T, 1-1 (SOW)

11 at Sacred Heart (FloHockey/SNY) L, 2-4

17 at Princeton\* (ESPN+/SNY) W, 6-2

18 at #16 Quinnipiac\* (ESPN+/NESN) T, 2-2 (SOW)

24 **HARVARD\*** (ESPN+) W, 4-1

25 **DARTMOUTH\*** (ESPN+) L, 1-6

31 at St. Lawrence\* (ESPN+) L, 1-2

#### FEBRUARY (4-2-1, 4-2-1 ECAC)

1 at Clarkson\* (ESPN+) T, 3-3 (SOW)

7 **RPI\*** (ESPN+/TSN+) W, 4-2

8 **UNION\*** (ESPN+) L, 1-4

14 at Brown\* (ESPN+) W, 6-1

15 at Yale\* (ESPN+/SNY) W, 5-3

21 **#19 CLARKSON\*** (ESPN+) L, 1-3

22 **ST. LAWRENCE\*** (ESPN+) W, 6-0

28 at Union\* (ESPN+) 7 p.m.

#### MARCH

1 at RPI\* (ESPN+) 7 p.m.

All game times Eastern, subject to change

\* - Denotes Ivy League contest

Bold Red CAPS denotes home game



### MEDIA CONTACT

#### MARSHALL HAIM

Assistant Director of Athletic Communications

✉ mh2348@cornell.edu

☎ (716) 465-4945 (mobile)

### CORNELL BIG RED

AT

### UNION GARNET CHARGERS

GAME NO. 28 | FRIDAY, FEB. 28 | 7 P.M. | SCHENECTADY, N.Y. | MESSA RINK AT ACHILLES CENTER | CORNELL LEADS SERIES, 49-24-10

12-9-6

OVERALL

9-7-4

ECAC HOCKEY

RV/20

USCHO/USA TODAY

18-11-3

OVERALL

11-7-2

ECAC HOCKEY

—/—

USCHO/USA TODAY

**Mike Schafer**

30TH SEASON AS HEAD COACH

**554-298-117 (.632)**

30TH SEASON AT CORNELL

**Josh Hauge**

3RD SEASON AS HEAD COACH

**48-48-8 (.500)**

3RD SEASON AT UNION

### CORNELL BIG RED

AT

### RPI ENGINEERS

GAME NO. 29 | SATURDAY, MARCH 1 | 7 P.M. | TROY, N.Y. | HOUSTON FIELD HOUSE | CORNELL LEADS SERIES, 71-39-11

12-9-6

OVERALL

9-7-4

ECAC HOCKEY

RV/20

USCHO/USA TODAY

12-18-2

OVERALL

7-13-0

ECAC HOCKEY

—/—

USCHO/USA TODAY

**Mike Schafer**

30TH SEASON AS HEAD COACH

**554-298-117 (.632)**

30TH SEASON AT CORNELL

**Dave Smith**

20TH SEASON AS HEAD COACH

**87-149-19 (.378)**

8TH SEASON AT RPI

### WEEKEND INFORMATION

#### FRIDAY BROADCAST



Play-by-Play: Andrew Santillo

Analyst: Connor Collett

Live Stats: [cornellbigred.com](http://cornellbigred.com)

#### SATURDAY BROADCAST



Play-by-Play: Matthew Mugno

Analyst: Dan Fridgen

Live Stats: [cornellbigred.com](http://cornellbigred.com)

#### RADIO BROADCASTS



Play-by-Play: Jason Weinstein

Analyst: Tony Eisenhut '88

Radio Stream: [cortacatoday.com](http://cortacatoday.com)

### PUCK DROP

► With two first-round byes still up for grabs, the Cornell men's hockey team (12-9-6, 9-7-4 ECAC Hockey) concludes the 2024-25 regular-season slate this weekend with a pivotal road trip, heading to the Capital Region for matchups against Union (18-11-3, 11-7-2 ECAC Hockey) and RPI (12-18-2, 7-13-0 ECAC Hockey).

► Puck drops for both contests are slated for 7 p.m. and will be broadcast on ESPN+. **JASON WEINSTEIN** (play-by-play) and **TONY EISENHUT '88** (analysis) will also have the call over the airwaves on WHCU (870 AM, 97.7 FM, [cortacatoday.com](http://cortacatoday.com)).

### SCENARIO CENTRAL

► Cornell is guaranteed at least the No. 7 seed in the ECAC Hockey Championship, which begins next weekend with a quartet of first-round matchups.

► The Big Red, guaranteed to host at least one playoff game at Lynah Rink, can achieve as high as the No. 3 seed with two wins this weekend and assistance from other programs.

► If Cornell secures a top-four seed in this year's ECAC Hockey Championship, it will mark the program's seventh consecutive season earning a bye into the quarterfinal round. Since the 2005-06 season, Cornell has received a bye 14 times, which is three more than the second-highest total of 11 by Quinnipiac, who has already clinched a first-round bye in this year's tournament for the seventh consecutive season.

### WEEKEND REWIND

► Cornell is coming off a weekend split against North Country rivals Clarkson and St. Lawrence at Lynah Rink. The Big Red began the weekend with a 3-1 loss to the Golden Knights, but responded by delivering a 6-0 shutout against St. Lawrence on Senior Night, marking the final regular-season home game for **MIKE SCHAFFER** '86, the Jay R. Bloom '77 Head Coach of Cornell Men's Hockey.

► Junior forward **DALTON BANCROFT** recorded his second career hat trick as part of a career-high four-point night in the Big Red's shutout of St. Lawrence.

► Senior forward **SULLIVAN MACK** scored a goal in both games on the weekend, extending his point streak to four games to match his career long.

### BANCROFT EARNS WEEKLY HONOR

► Junior forward **DALTON BANCROFT** was named ECAC Hockey's Forward of the Week, presented by Bluebird Hotels, the conference office announced Monday morning.

► Bancroft recorded a career-high four points in the Big Red's victory over St. Lawrence on Saturday night, with three of those points coming from goals, marking Bancroft's second career hat trick with the Big Red. His first three-goal game came against then-No. 6-ranked UConn on Nov. 26, 2022, at the Frozen Apple in Madison Square Garden, leading to a 6-0 victory for Cornell. Bancroft's three goals were the most scored by any ECAC Hockey player during the past week.

► The weekly honor marked Bancroft's second Player of the Week award from ECAC Hockey this season, having also been recognized on Nov. 11.

# 2024-25 CORNELL MEN'S HOCKEY ROSTER

NO	NAME	POS	HT	WT	YR	S/C	HOMETOWN	LAST TEAM	NHL	YR / RD / PICK
3	Jack O'Brien	D	6-0	184	Jr.	L	White Rock, British Columbia	Nanaimo Clippers (BCHL)		
4	Hank Kempf	D	6-2	203	Sr.	L	Wilmette, Ill.	Muskegon Lumberjacks (USHL)		2021 / 7 / 208
5	Hoyt Stanley	D	6-3	203	So.	R	West Vancouver, British Columbia	Victoria Grizzlies (BCHL)		2023 / 4 / 108
6	George Fegas	D	6-2	212	So.	R	Richmond Hill, Ontario	Muskegon Lumberjacks (USHL)		2022 / 3 / 83
7	Jimmy Rayhill	D	5-9	174	Sr.	R	New Hartford, N.Y.	Odessa Jackalopes (NAHL)		
8	Luke Devlin	F	6-3	209	So.	L	Memphis, Tenn.	West Kelowna Warriors (BCHL)		2022 / 6 / 182
9	Jack O'Leary	F	5-7	158	Sr.	R	St. James, N.Y.	Cedar Rapids RoughRiders (USHL)		
10	Jake Kraft	F	5-8	180	So.	L	Churchville, N.Y.	Cedar Rapids RoughRiders (USHL)		
11	Sean Donaldson	F	5-11	192	Jr.	L	Vancouver, British Columbia	Nanaimo Clippers (BCHL)		
12	Tim Rego	D	6-0	186	Sr.	R	Mansfield, Mass.	Brooks Bandits (AJHL)		
13	Marian Mosko	D	5-11	181	So.	L	Visolaje, Slovakia	Fargo Force (USHL)		
14	Ryan Walsh	F	6-1	188	So.	R	Rochester, N.Y.	Cedar Rapids RoughRiders (USHL)		2023 / 6 / 188
15	Tyler Catalano	F	6-4	216	So.	R	St. Louis, Mo.	Youngstown Phantoms (USHL)		
16	Charlie Major	F	5-10	180	Fr.	R	Skaneateles, N.Y.	Chicago Steel (USHL)		
17	Dalton Bancroft	F	6-3	207	Jr.	R	Madoc, Ontario	Trenton Golden Hawks (OJHL)		
18	Kyler Kovich	F	6-2	185	Sr.	L	Coquitlam, British Columbia	Tri-City Storm (USHL)		
19	Sullivan Mack	F	6-1	194	Sr.	L	Anchorage, Alaska	Salmon Arm Silverbacks (BCHL)		
21	Ben Robertson	D	5-11	191	So.	L	Potomac Falls, Va.	Waterloo Black Hawks (USHL)		
22	Kyle Penney	F	6-1	210	Sr.	L	Lawrencetown, Nova Scotia	Chilliwack Chiefs (BCHL)		
23	Winter Wallace	F	6-4	222	Jr.	R	Boulder, Colo.	Youngstown Phantoms (USHL)		
24	Nicholas Wolfenberg	D	6-2	212	Fr.	R	Calgary, Alberta	Okotoks Oilers (BCHL)		
26	Ondrej Psenicka	F	6-6	209	Sr.	L	Praha, Czechia	Waterloo Black Hawks (USHL)		
27	Michael Suda	D	6-1	187	Sr.	L	Cheektowaga, N.Y.	Fargo Force (USHL)		
28	Nick DeSantis	F	5-9	163	Jr.	R	Collegeville, Pa.	Madison Capitols (USHL)		
29	Parker Murray	F	6-5	229	Fr.	L	Manhattan Beach, Calif.	Chilliwack Chiefs (BCHL)		
30	Ian Shane	G	6-0	176	Sr.	L	Manhattan Beach, Calif.	Bismarck Bobcats (NAHL)		
33	Remington Keopple	G	6-2	184	Jr.	L	New Richmond, Wis.	Des Moines Buccaneers (USHL)		
37	Justin Katz	G	6-1	176	Fr.	R	Montréal, Québec	Powell River Kings (BCHL)		
38	Jonathan Castagna	F	6-2	200	So.	L	Etobicoke, Ontario	St. Andrew's College		2023 / 3 / 70

## COACHING AND SUPPORT STAFF

Head Coach:	Mike Schafer '86
Associate Head Coach:	Casey Jones '90
Assistant Coach:	Sean Flanagan
Dir. of Hockey Ops./Ast. Coach:	Corey Leivermann
Equipment Manager:	Sean Schmidt
Athletic Trainer:	Kait Petryszyn
Team Physician:	Dr. Dave Wentzel
Strenght & Conditioning:	Mike Missen

## PRUH-NUHN-SEE-AY-SHN GUIDE



















4	Hank Kempf	KEHM-pf
6	George Fegas	fehG-AIR-ess
12	Tim Rego	REE-go
13	Marian Mosko	MAA-skau
17	Dalton Bancroft	BAN-crawft
18	Kyler Kovich	KOH-vich
26	Ondrej Psenicka	AWN-dray zeh-NEET-skuh
27	Michael Suda	SOO-duh
28	Nick DeSantis	duh-SAN-tuhs
33	Remington Keopple	KEH-puhl
38	Jonathan Castagna	KUH-stan-yuh
HC	Mike Schafer	SHAY-fuhr
AT	Kait Petryszyn	puh-TRISH-in

## ROSTER BREAKDOWN

### BY CLASS

FRESHMAN (4)	SOPHOMORES (9)	JUNIORS (6)	SENIORS (10)
16 Major	5 Stanley	3 O'Brien	4 Kempf
29 Wolfenberg	6 Fegas	11 Donaldson	7 Rayhill
24 Murray	8 Devlin	17 Bancroft	9 O'Leary
37 Katz	10 Kraft	23 Wallace	12 Rego
	13 Mosko	28 DeSantis	18 Kovich
	14 Walsh	33 Keopple	19 Mack
	15 Catalano		22 Penney
	21 Robertson		26 Psenicka
	38 Castagna		27 Suda
			30 Shane

### BY STATE

 New York	6	 Colorado	1	 Pennsylvania	1
 British Columbia	4	 Czechia	1	 Québec	1
 Ontario	3	 Illinois	1	 Slovakia	1
 California	2	 Massachusetts	1	 Tennessee	1
 Alaska	1	 Missouri	1	 Virginia	1
 Alberta	1	 Nova Scotia	1	 Wisconsin	1

## CORNELL QUICK FACTS

### GENERAL INFORMATION

Location:	Ithaca, N.Y.
Enrollment:	26,284 (16,071 undergraduate)
Founded:	1865
Nickname:	Big Red
School Colors:	Carnelian Red (Pantone 187) and White
Conference:	Ivy League / ECAC Hockey
Interim President:	Michael I. Kotlikoff
Meakam Smith Director of Athletics:	Dr. Nicki Moore
Athletics Website:	CornellBigRed.com
Ticket Office Phone:	(607) 255-4247
Ticket Office Website:	BigRedTix.com
Facebook:	/CornellSports
X (formerly Twitter):	@CornellSports   @CornellMHockey
Instagram:	@CornellSports   @cornellMHockey

### HISTORY

Seasons of Hockey:	108th
First Varsity Season:	1900-01
All-Time Record:	1243-773-166 (.608)
ECAC Hockey Regular-Season Titles (last):	11 (2020)
Ivy League Regular-Season Titles (last):	26 (2024)
ECAC Hockey Championship Titles (last):	13 (2024)
NCAA Tournament Appearances (last):	24 (2024)
Most Consecutive NCAA Appearances:	4 (1967-70)
Frozen Four Appearances:	8 (2003)
National Championships:	2 (1967, 1970)
NCAA Tournament Record:	21-25 (.457)

### LYNAH RINK

Year Opened (Season):	1957 (68th)
Capacity:	4,267
All-Time Record:	620-235-73 (.707)
Under Mike Schafer:	291-110-48 (.702)

### COACHING / SUPPORT STAFF

Head Coach:	Mike Schafer (Cornell '86)
Record at Cornell:	554-298-117 (.632)
Overall Record:	Same as above
Associate Head Coach:	Casey Jones (Cornell '90)
Assistant Coach:	Sean Flanagan (St. Lawrence '10)
Dir. of Hockey Ops./Ast. Coach:	Corey Leivermann (Gustavus Adolphus '14)
Equipment Manager:	Sean Schmidt (Ferris State '09)
Athletic Trainer:	Kait Petryszyn (SUNY Cortland '22)

### 2023-24 IN REVIEW

Overall Record:	22-7-6 (.714)
ECAC Hockey Record (Finish):	12-6-4 (.636) — 2nd
Home Record:	10-3-2 (.733)
Road Record:	8-3-2 (.692)
Neutral Record:	4-1-2 (.714)
ECAC Hockey Tournament:	No. 2 seed / Championship Beat St. Lawrence in ECAC Hockey Championship, 3-1
NCAA Tournament:	No. 3 seed / Regional Final Beat Maine in semis, 3-1; Lost to Denver in final, 2-1
USCHO.com Poll Ranking (final):	9th
USA Hockey/The Rink Live Poll Ranking (final):	9th

### 2024-25 TEAM INFORMATION

Letterwinners Returning / Lost:	25 / 3
Newcomers:	4
Fr / So / Jr / Sr:	4 / 10 / 6 / 10

**#YELLCORNELL**

## TALE OF THE TAPE

as of 2/26/25

	C	U	RPI
Overall Record	12-9-6	18-11-3	12-18-2
60-Minute Record	11-9-7	17-11-4	11-15-6
Overtime Record	1-0-6	1-0-3	1-3-2
Shootout Record	5-1	3-0	1-1
Team Offense	3.00	3.22	3.00
National Rank	T-25th	16th	T-25th
Conference Offense	3.10	3.10	2.70
Conference Rank	T-4th	T-4th	7th
Team Defense	2.48	2.91	3.63
National Rank	18th	34th	60th
Conference Defense	2.45	2.75	3.60
Conference Rank	T-3rd	6th	11th
PP Percentage	.116	.229	.198
National Rank	62nd	17th	33rd
Conference PP. Pct.	.149	.273	.192
Conference Rank	8th	2nd	5th
Penalty Kill Pct.	.823	.752	.709
National Rank	20th	54th	62nd
Conference PK Pct.	.810	.754	.706
National Rank	5th	10th	12th

### FACEOFF PERCENTAGES

C	CORNELL (54.7%; 8th)	W	L	PCT
38	Jonathan Castagna	209	149	.584
14	Ryan Walsh	325	239	.576
18	Kyler Kovich	66	57	.537
15	Tyler Catalano	90	84	.517
16	Charlie Major	92	94	.495

U	UNION (50.5%; 27th)	W	L	PCT
19	Drew Sutton	154	117	.568
17	Parker Lindauer	146	130	.529
11	Colby MacArthur	171	176	.493
16	Lucas Buzziol	148	158	.484
24	Nate Hanley	189	205	.480

RPI	RPI (50.9%; 24th)	W	L	PCT
17	John Beaton	67	47	.588
25	Dovar Tinling	227	191	.543
18	Jakob Lee	306	262	.539
11	Rainers Rullers	211	236	.472
43	Brad McNeil	120	154	.438

## LOOKING TO EXTEND THE STREAK

► With one win this weekend, Cornell will register its eighth consecutive season with at least 10 victories in ECAC Hockey play.

► The streak would mark the third-longest duration in program history for achieving 10 or more conference wins, falling short of the 19-year span from 1964-65 to 1982-83, and the most recent streak of 13 consecutive seasons between 1999-00 and 2011-12.

► Entering this weekend, under **MIKE SCHAFER** '86, the Big Red have won at least 10 conference contests in 23 of the previous 28 seasons in which Cornell has played a season.

► If Cornell sweeps the Capital Region trip, it will mark the Big Red's eighth consecutive season of winning at least 11 conference games, representing the program's second-longest streak of achieving 11 or more conference wins in successive seasons, behind a 17-year span from 1964-65 to 1980-81.

## KILL, RED, KILL

► Cornell's penalty kill has excelled recently, killing 38 of its opponent's last 42 power-play opportunities (90.5 percent), ranking as the fourth-best penalty kill in Division I hockey since Jan. 4. The Big Red's clip only trails Quinnipiac (95.2 percent — 40-of-42), Western Michigan (92.6 percent — 25-of-27), and Holy Cross (91.3 percent — 42-of-46).

► Since Jan. 18, Cornell has killed 28 of its opponent's last 30 power plays (93.3 percent), ranking as the third-best penalty kill nationally and one of seven programs with at least a 90 percent success rate. Four of the seven teams with penalty kill percentages of at least 90 percent are ECAC Hockey programs. Cornell is tied with Quinnipiac for the best percentage among ECAC Hockey programs, with Dartmouth (91.7 percent — 22-of-24) and Clarkson (90.6 percent — 29-of-32) slightly behind the Big Red and Bobcats.

► Over the 2025 portion of the season, Cornell's 88.4 percent penalty kill (38-of-43) ranks sixth nationally and third in ECAC Hockey.

## CORNELL RECORD BOOK

### LONGEST STREAKS WITH 10+ ECAC WINS *Cornell Program History*

LENGTH	SEASON START	SEASON END
19 seasons	1964-65	1982-83
13 seasons	1999-00	2011-12
► 7 seasons	2016-17	—
5 seasons	1987-88	1991-92

### LONGEST STREAKS WITH 11+ ECAC WINS *Cornell Program History*

LENGTH	SEASON START	SEASON END
17 seasons	1964-65	1980-81
► 7 seasons	2016-17	—
6 seasons	2000-01	2005-06
5 seasons	2007-08	2011-12
4 seasons	1987-88	1990-91

## NCAA LEADERS

### TOP PENALTY KILL PERCENTAGES *Since Jan. 4 (as of 2/26/25)*

TEAM	oPPG	oPPo	PK%
Quinnipiac	2	42	.952
Western Michigan	2	27	.926
Holy Cross	4	46	.913
► Cornell	4	42	.905
Minnesota State	3	30	.900

### TOP PENALTY KILL PERCENTAGES *Since Jan. 18 (as of 2/26/25)*

TEAM	oPPG	oPPo	PK%
Minnesota State	1	19	.947
Holy Cross	2	35	.943
► Cornell	2	30	.933
Quinnipiac	2	30	.933
Dartmouth	2	24	.917
Western Michigan	2	23	.913
Clarkson	3	32	.906

## MEDIA INFORMATION

### ATHLETIC COMMUNICATIONS

Jeremy Hartigan

Sr. Associate Director of Athletics for Communications

Marshall Haim

Assistant Director of Athletic Communications (MIH)

Phone: (716) 465-4945

Email: mh2348@cornell.edu

TBA

Assistant Director of Athletic Communications

Aaron Kelly

Assistant Director of Athletic Communications

Sydney Duenckel

Athletic Communications Intern

### MEDIA CREDENTIALS

► All media credential requests must be submitted to the Cornell men's hockey SID, Marshall Haim, at least 48 hours in advance of the desired game(s) in which the media member(s) are requesting.

► If approved for media credentials, media members can acquire their credential at the will-call window inside Bartels Hall, the building connected to the east of Lynah Rink.

### WEEKLY MEDIA AVAILABILITY

► **MIKE SCHAFER** '86 and requested Cornell men's hockey student-athletes will be made available to the media each week throughout the season. Media availability will be held following every Tuesday practice, at approximately 5 p.m. Times and dates subject to change. Specific student-athlete requests should be made through Cornell's athletic communications office at least 24 hours in advance.

### INTERVIEW REQUESTS

► Outside of weekly media availability, interview requests for student-athletes and coaching staff members may be requested through the Cornell athletic communications office. Every interview request will be attempted to be accommodated, but student-athletes are requested to not miss any classes, study halls, practices, or any potential medical treatments.

### PRACTICES

► All Cornell men's hockey practices and morning skates are not open to the public.

### POSTGAME INTERVIEWS

► **MIKE SCHAFER** '86, the Jay R. Bloom '77 Head Coach of Cornell Men's Ice Hockey, and selected student-athletes will be made available to the media following a 10-minute cooling down period.

► All postgame interviews involving Cornell at Lynah Rink will be conducted inside the hockey office. On the road, postgame interviews will take place in a designated area or outside the team's dressing room.

### DRESSING ROOM ACCESS

► The Cornell men's hockey dressing room, both at home and on the road, is closed to all media members.

### LYNAH RINK PRESS BOX

► Line charts and game notes will be made available for the working media inside the Lynah Rink press box at least 90 minutes prior to puck drop. Wireless internet access is available inside Lynah Rink for working media members only.

**CORNELL**  
HOCKEY

## THIS DAY IN CORNELL MEN'S HOCKEY HISTORY

FEB.

28

Cornell is 12-9-0 all-time on Feb. 28; 4-4-0 under **MIKE SCHAFER**

**Feb. 28, 1998:** In the lone meeting between Cornell and Union on Feb. 28, Jay Varady scored 14:03 into the first period, serving as the game's lone goal in a 1-0 victory for Union over the Big Red at Lynah Rink. Trevor Koenig made 33 saves in goal for Union, besting **IAN BURT**'s 27-save performance for Cornell.

## HOCKEY HUMANITARIAN AWARD

► After being one of 14 nominees for the 2025 Hockey Humanitarian Award, senior defenseman **HANK KEMPF** was announced as one of five finalists by the Hockey Humanitarian Award Foundation on Feb. 12.

► Joining Kempf as finalists are Bemidji State's Kendra Fortin, Boston College's Keri Clougherty, Merrimack's Raice Szott, and St. Lawrence's Sarah Thompson.

► Kempf is the fourth consecutive nominee from either Big Red hockey program and the sixth finalist from Cornell for the award, joining former women's hockey players **ERIN SCHMALZ** '99, **ALYSSA GAGLIARDI** '14, and **MORGAN RICHARDSON** '16. **SAM PAOLINI** '03 is the only other men's player named a finalist, winning the award in 2003.

## SHANE'S WORLD, IT'S PARTY TIME, EXCELLENT!

► Senior goaltender **IAN SHANE** has excelled inside the blue paint during his time on East Hill. Over his 110 career appearances between the pipes for the Big Red, Shane has a 60-30-16 record with a 1.85 goals-against average and a .916 save percentage.

► Following his win over St. Lawrence last Saturday, Shane tied **MATTHEW GALAJDA** '20 for fourth on the Big Red's all-time wins chart, becoming one of five Cornell goaltenders to amass 60-plus victories, joining **KEN DRYDEN** '69 (76), **DAVID MCKEE** '06 and **BEN SCRIVENS** '10 (65), and Galajda (60).

► Among active Division I goaltenders, Shane is one of only three players with over 60 wins, joining Western Michigan's Cameron Rowe (69) and Wisconsin's Tommy Scarfone (65). Additionally, Shane is one of nine goaltenders with at least 50 victories, alongside Denver's Matt Davis (55), Boston College's Jacob Fowler and Boston University's Mathieu Caron (54), Minnesota's Liam Souliere (51), and Bemidji State's Mattias Sholl and Clarkson's Ethan Langenegger (50).

► After making 13 saves in Cornell's 6-0 win over St. Lawrence last Saturday, Shane earned his 13th career shutout, breaking a tie with Scarfone for the most shutouts by an active Division I goaltender. Shane's shutout also matched Dryden for the fourth-highest total in program history.

## 2K SHANE

► With his first save against St. Lawrence on Jan. 31, senior goaltender **IAN SHANE** recorded his 2,000th save, becoming Cornell's 10th goaltender to achieve the milestone, joining **ANDY ILES** '14, **BEN SCRIVENS** '10, **JASON ELLIOTT** '98, **MITCH GILLAM** '17, **CORRIE D'ALESSIO** '91, **BRIAN HAYWARD** '82, **DAVID MCKEE** '06, **DARREN ELIOT** '83, and **MATT UNDERHILL** '02.

► Entering this weekend, Shane trails McKee by 51 saves for the seventh-most stops by a Cornell goaltender in program history and is 71 stops away from matching D'Alessio for fifth in program history. Shane's 2,157 career stops rank 16th among active Division I goaltenders.

► Shane is one of nine active goaltenders to have recorded all of their 2,000-plus saves with the same team, joining Bemidji State's Mattias Sholl (2,617), Colorado College's Kaidan Mbereko (2,387), Bowling Green's Christian Stoeber (2,297), Omaha's Simon Latkoczy (2,260), Air Force's Guy Blessing (2,160), RPI's Jack Watson (2,125), St. Thomas' Aaron Trotter (2,059), and Providence's Philip Svedebäck (2,027).

## CORNELL RECORD BOOK

### HOCKEY HUMANITARIAN AWARD FINALISTS *Cornell Hockey History*

PLAYER	PROGRAM	SEASON
Erin Schmalz	Women's	1998-99
Sam Paolini	Men's	2002-03
Alyssa Gagliardi	Women's	2013-14
Morgan Richardson	Women's	2015-16
► Hank Kempf	Men's	2023-24
► Hank Kempf	Men's	2024-25

► Hank Kempf is the only other men's player named a finalist, winning the award in 2003.

## CORNELL RECORD BOOK

### MOST GOALTENDER WINS *Cornell Program History*

PLAYER	SEASONS	WINS
1. Ken Dryden	1966-69	76
2. David McKee	2003-06	65
Ben Scrivens	2006-10	65
4. Matthew Galajda	2017-20	60
► Ian Shane	2021-Pres.	60
6. Andy Iles	2010-14	58

### MOST GOALTENDER SHUTOUTS *Cornell Modern Era (Since 1957-58)*

PLAYER	SEASONS	SHO
1. Ben Scrivens	2006-10	19
Matthew Galajda	2017-20	19
3. Dave McKee	2003-06	18
4. Ken Dryden	1966-69	13
► Ian Shane	2021-Pres.	13

## CORNELL RECORD BOOK

### MOST GOALTENDER SAVES *Cornell Program History*

PLAYER	SEASONS	SAVES
1. Andy Iles	2010-14	2,988
2. Ben Scrivens	2006-10	2,872
3. Jason Elliott	1994-98	2,462
4. Mitch Gillam	2013-17	2,403
5. Corrie D'Alessio	1987-91	2,228
6. Brian Hayward	1978-82	2,225
7. David McKee	2003-06	2,208
► 8. Ian Shane	2021-Pres.	2,157
9. Darren Eliot	1979-83	2,143
10. Matt Underhill	1998-02	2,052



## NCAA RANKINGS

DCU / USCHO.com Poll (as of 2/24/25)  
**Bold denotes Cornell opponent in 2024-25**

TEAM	RECORD	LAST	PTS
1. Boston College (43)	24-6-1	2	991
2. Minnesota (6)	23-7-4	5	912
3. Michigan State	22-6-4	1	890
4. Western Michigan (1)	23-6-1	3	872
5. Maine	19-6-5	4	774
6. Denver	23-8-1	6	744
7. Providence	18-8-5	8	694
8. Ohio State	20-10-2	7	591
9. UConn	17-10-3	11	571
10. Boston University	18-12-1	9	558
11. Michigan	17-12-3	10	527
<b>12. Arizona State</b>	<b>18-12-2</b>	<b>12</b>	<b>455</b>
<b>13. Quinnipiac</b>	<b>21-9-2</b>	<b>14</b>	<b>377</b>
14. Minnesota State	22-8-2	15	308
15. Penn State	17-11-4	18	263
16. UMass Lowell	15-12-3	13	260
<b>17. UMass</b>	<b>17-12-3</b>	<b>16</b>	<b>257</b>
<b>18. North Dakota</b>	<b>17-12-2</b>	<b>17</b>	<b>210</b>
<b>19. Clarkson</b>	<b>20-9-3</b>	<b>19</b>	<b>129</b>
20. Colorado College	17-14-1	20	37

**Receiving votes:** Holy Cross (29), **Sacred Heart (14)**, Omaha (13), Michigan Tech (8), **Cornell (5)**, New Hampshire (4), Merrimack (3), Augustana (2), Wisconsin (2)

USA Hockey/The Rink Live Poll (as of 2/24/25)  
**Bold denotes Cornell opponent in 2024-25**

TEAM	RECORD	LAST	PTS
1. Boston College (33)	24-6-1	2	679
2. Minnesota	23-7-4	4	619
3. Michigan State	22-6-4	1	617
4. Western Michigan (1)	23-6-1	3	580
5. Maine	19-6-5	5	536
6. Denver	23-8-1	7	499
7. Providence	18-8-5	9	484
8. Boston University	18-12-1	8	390
9. UConn	17-10-3	10	389
10. Ohio State	20-10-2	6	387
11. Michigan	17-12-3	11	353
<b>12. Quinnipiac</b>	<b>21-9-2</b>	<b>14</b>	<b>285</b>
<b>13. Arizona State</b>	<b>18-12-2</b>	<b>12</b>	<b>271</b>
<b>14. UMass</b>	<b>17-12-3</b>	<b>16</b>	<b>205</b>
15. UMass Lowell	15-12-3	13	203
16. Penn State	17-11-4	17	192
17. Minnesota State	22-8-2	15	178
<b>18. North Dakota</b>	<b>17-12-2</b>	<b>18</b>	<b>134</b>
<b>19. Clarkson</b>	<b>20-9-3</b>	<b>19</b>	<b>93</b>
<b>20. Cornell</b>	<b>12-9-6</b>	<b>RV</b>	<b>14</b>

**Receiving votes:** Omaha (9), Holy Cross (7), Michigan Tech (6), Colorado College (4), New Hampshire (3), **Sacred Heart (3)**

## THIS DAY IN CORNELL MEN'S HOCKEY HISTORY

### MARCH

Cornell is 12-4-0 all-time on March 1; 6-3-0 under **MIKE SCHAFER**

**March 1, 1986:** **PETER NATYSHAK**'s goal with 3:39 left in overtime lifted Cornell to a 7-6 come-from-behind victory over RPI at Houston Field House. **DAVE SHIPPEL** scored with 2:04 left in regulation to tie the game, as the Big Red trailed for nearly the entirety of the contest. **DUANNE MOESER** added a hat trick for Cornell.

## JOINING RAREFIED COMPANY

► With his appearance against Quinnipiac on Jan. 18, senior goaltender **IAN SHANE** became the fourth Big Red goaltender in program history to appear in 100 career games with Cornell, joining **ANDY ILES** '14 (118 games), **BEN SCRIVENS** '10 (117 games), and **DAVID MCKEE** '06 (102 games).

► Shane is one of seven active Division I goaltenders to have appeared in 100 career games, joining Western Michigan's Cameron Rowe (120), Wisconsin's Tommy Scarfone (113), Boston University's Mathieu Caron (110), Clarkson's Ethan Langenegger (109), Bemidji State's Mattias Sholl (107), and Minnesota's Liam Souliere (101).

► Of the seven goaltenders with 100-plus appearances, Shane and Sholl are the lone two players to have played all their games with the same program.

## MAKING A NAME FOR HIMSELF

► Senior goaltender **IAN SHANE** boasts a 1.85 career goals-against average, the 15th-best figure in Division I hockey history. Shane is among 39 goalies who have played at least 1,500 minutes between the pipes and registered a sub-2.00 goals-against average.

► Cornell has four of the top 10 career goals-against averages in NCAA history, one of two programs (Michigan State) with multiple representatives inside the top 10.

► Shane and **BEN SCRIVENS** '10 (1.93) give Cornell six of the 38 sub-2.00 career goals-against averages in NCAA history — the highest number for any Division I program. Other Division I programs to have multiple sub-2.00 goals-against averages include Quinnipiac (four), Maine (three), Denver, Miami, Michigan State, Michigan Tech, Minnesota State, and Notre Dame (two each).

► Among active Division I goaltenders with at least 1,500 minutes, Shane is one of four netminders with a career goals-against average below 2.00, joining Boija (1.75), Boston College's Jacob Fowler (1.97), and Minnesota State's Alex Tracy (1.97).

► Shane's .9163 save percentage enters this weekend ranked as the 11th-highest figure for an active Division I goaltender with at least 1,500 minutes played. He leads all eligible ECAC Hockey netminders, ahead of Brown's Lawton Zacher (.9162) by one ten-thousandths of a point.

## JONNY-ON-THE-DOT

► Since the calendar year flipped to 2025, sophomore forward **JONATHAN CASTAGNA** has been one of Cornell's go-to players for taking faceoffs.

► Castagna has won 126 of the 201 draws he's taken in the new year, leading to a 62.7 percent success rate that ranks as the fourth-best faceoff win percentage among Division I players with at least 125 faceoff wins during the timeframe, trailing Western Michigan's Tim Washe (70.1 percent — 169-of-241), Long Island's Josh Zary (64.9 percent — 131-of-202) and Colorado College's Klavs Veinbergs (63.7 percent — 158-of-248).

► Castagna has won a team-leading 58.4 percent of the faceoffs (209-of-358) this season, ranking 13th nationally and second among ECAC Hockey players with at least 200 faceoff wins, only trailing Clarkson's Ellis Rickwood (59.4 percent — 357-of-601).

## NCAA RECORD BOOK

**GOALTENDING CAREER GAMES PLAYED**  
*Active Division I Goaltenders (as of 2/24/25)*

PLAYER	SCHOOL(S)	GP
<b>Cameron Rowe</b>	Wisconsin, <b>WMU</b>	123
<b>Tommy Scarfone</b>	RIT, <b>Wisconsin</b>	119
<b>Ethan Langenegger</b>	Lake State, <b>Clarkson</b>	113
<b>Mathieu Caron</b>	Brown, <b>Boston Univ.</b>	111
<b>Mattias Sholl</b>	Bemidji State	111
► <b>Ian Shane</b>	<b>Cornell</b>	<b>110</b>
<b>Liam Souliere</b>	Penn St., <b>Minnesota</b>	105

**NOTE:** *Bold italics* denotes current team

## NCAA RECORD BOOK

**CAREER GOALS-AGAINST AVERAGE LEADERS**  
*All-Time Leaders (Min. 1,500 Minutes Played)*

**GAA, PLAYER (SCHOOL — YEARS)**

- 1.29, David LeNeveu (Cornell — 2001-03)**
- 1.34, Yaniv Perets (Quinnipiac — 2020-23)**
- 1.46, Dryden McKay (Minnesota St. — 2018-22)**
- 1.54, Ryan Miller (Michigan St. — 2000-02)**
- 1.58, Filip Lindberg (UMass — 2018-21)**
- 1.59, Ken Dryden (Cornell — 1967-69)**
- 1.60, Connor Hellebuyck (UMass Lowell — 2012-14)**
- 1.70, Matthew Galajda (Cornell & Notre Dame — 2017-21)**
- 1.72, David McKee (Cornell — 2004-06)**
- 1.76, Joe Blackburn (Michigan St. — 1997-01)**
- 1.776, Albin Boija (Maine — 2023-Pres.)**
- 1.782, Brian Elliott (Wisconsin — 2003-07)**
- 1.841, Jimmy Howard (Maine — 2002-05)**
- 1.848, Angus Redmond (Mich. Tech — 2016-17)**
- **1.853, Ian Shane (Cornell — 2021-Pres.)**

## NCAA LEADERS

**TOP FACEOFF WIN PERCENTAGES** (Min. 125 FOW)  
*Since Jan. 1 (as of 2/26/24)*

PLAYER	SCHOOL	FO%
<b>Tim Washe</b>	Western Michigan	<b>.701</b>
<b>Josh Zary</b>	Long Island	<b>.649</b>
<b>Klavs Veinbergs</b>	Colorado College	<b>.637</b>
► <b>Jonathan Castagna</b>	<b>Cornell</b>	<b>.627</b>
<b>Gavin Morrissey</b>	Wisconsin	<b>.625</b>
<b>Dane Dowiak</b>	Penn State	<b>.601</b>
<b>Zach Faremouh</b>	Ferris State	<b>.600</b>
<b>Joel Määttä</b>	Vermont	<b>.600</b>
<b>Luke Haymes</b>	Dartmouth	<b>.600</b>
<b>Logan Morrell</b>	Michigan Tech	<b>.600</b>

## PAIRWISE RANKINGS

NCAA PAIRWISE RANKINGS (as of 2/19/25)

**Bold denotes Cornell opponent in 2024-25**

TEAM	RECORD	PCWs	RPI
1. Boston College	24-6-1	63	.6232
2. Michigan State	22-6-4	62	.6019
3. Minnesota	23-7-4	61	.5961
4. Maine	19-6-5	60	.5862
5. Western Michigan	23-6-1	59	.5808
6. Providence	18-8-5	58	.5737
7. Boston University	18-12-2	57	.5699
8. UConn	17-10-4	56	.5699
9. Denver	23-8-1	55	.5670
10. Ohio State	20-10-2	53	.5667
Michigan	17-12-3	53	.5542
<b>12. UMass</b>	<b>17-12-3</b>	<b>52</b>	<b>.5531</b>
<b>13. Quinnipiac</b>	<b>21-9-2</b>	<b>51</b>	<b>.5515</b>
14. UMass Lowell	15-12-3	50	.5509
15. Penn State	17-11-4	49	.5507
<b>16. Arizona State</b>	<b>18-12-2</b>	<b>48</b>	<b>.5454</b>
17. Minnesota State	22-8-2	47	.5394
<b>18. Clarkson</b>	<b>20-9-3</b>	<b>45</b>	<b>.5289</b>
North Dakota	17-12-2	45	.5289
20. New Hampshire	11-14-5	43	.5202
<b>21. Sacred Heart</b>	<b>19-10-5</b>	<b>42</b>	<b>.5192</b>
Cornell	12-9-6	42	.5173
23. Northeastern	11-16-3	41	.5162
Merrimack	13-16-1	41	.5161
<b>25. Colgate</b>	<b>16-13-3</b>	<b>39</b>	<b>.5122</b>
26. Vermont	11-16-3	38	.5120
Holy Cross	20-12-2	38	.5117
28. Omaha	16-13-1	36	.5104
29. Wisconsin	12-19-3	35	.5100
<b>30. Dartmouth</b>	<b>13-12-2</b>	<b>34</b>	<b>.5086</b>
31. LIU	16-12-2	32	.5078
32. Colorado College	17-14-1	31	.5071
Augustana	17-11-4	31	.5044
<b>34. Union</b>	<b>18-11-3</b>	<b>30</b>	<b>.5067</b>
35. Alaska	12-12-6	29	.5018
36. Bentley	18-14-2	28	.5043
37. St. Cloud State	12-17-1	27	.5012
38. Michigan Tech	16-13-3	26	.4926
39. Minnesota Duluth	11-17-2	25	.4907
40. St. Thomas	14-13-5	24	.4889
<b>41. Brown</b>	<b>13-12-2</b>	<b>23</b>	<b>.4888</b>
42. Bowling Green	15-12-4	22	.4879
Notre Dame	10-21-1	22	.4808
<b>44. Harvard</b>	<b>10-15-2</b>	<b>21</b>	<b>.4866</b>
Princeton	10-14-3	21	.4771
46. Bemidji State	13-15-4	18	.4745
47. Niagara	17-14-3	16	.4704
RPI	12-18-2	16	.4704
49. Lake Superior State	11-19-2	15	.4669
50. Army	14-17-2	13	.4652
Air Force	14-19-3	13	.4590
52. AIC	11-21-2	12	.4577
53. Ferris State	12-18-2	11	.4540
54. Lindenwood	8-22-2	9	.4444
St. Lawrence	9-21-2	9	.4382
56. Canisius	11-21-2	8	.4441
Yale	6-18-3	8	.4439
58. Robert Morris	10-19-5	7	.4336
59. Alaska Anchorage	6-23-5	4	.4304
RIT	10-22-2	4	.4251
Stonehill	10-22-0	4	.4200
62. Northern Michigan	5-26-1	2	.4093
Miami	3-25-2	2	.4038
64. Mercyhurst	4-26-4	0	.3828

## LUCK OF THE DRAW

► The success that sophomore forwards **RYAN WALSH** (325 faceoff wins, 57.6 percent) and **JONATHAN CASTAGNA** (209 faceoff wins, 58.4 percent) have had at the faceoff dot this season has led Cornell to be one of four Division I programs with multiple players to have won at least 200-plus faceoff wins and have at least a 57 percent success rate on their draws taken, joined by Maine, Penn State, and Wisconsin.

► Walsh's team-leading total of 325 faceoff wins ranks as the 20th-highest in Division I hockey and is third among ECAC Hockey players, trailing only Brown's Max Scott (392) and Clarkson's Ellis Rickwood (357).

► Averaging 12.04 faceoff wins per game this season, Walsh is one of seven Division I hockey players to average at least 12-plus faceoff wins per game, joined by Scott (14.52), Air Force's Clayton Cosentino (13.28), Niagara's Tyler Wallace (13.06), Notre Dame's Danny Nelson (12.93), Denver's Carter King (12.28), and Bentley's Ethan Leyh (12.19).

► After winning at least 13 faceoffs in both games last weekend, Walsh increased his season total to 18 games with a double-digit faceoff win total. Walsh has also won at least 13 draws on 14 occasions, standing alone as the seventh-most games with 13-plus faceoff wins this season.

## FINDING HIS SCORING TOUCH

► After his four-point game against St. Lawrence last Saturday, junior forward **DALTON BANCROFT** (13-7—20) has recorded at least 20 points in each of his first three seasons with the Big Red, becoming the 49th player in program history to reach the milestone and only the 10th player to achieve it under **MIKE SCHAFFER** '86.

► Bancroft became the first Big Red player to begin his career at Cornell with three consecutive 20-point seasons since **ANTHONY ANGELLO** (2015-18). The others to accomplish the feat under Schaffer include **KYLE KNOPP** (1995-98), **RYAN MOYNIHAN** (1996-99), **RYAN VESCE** (2000-03), **MATT MOULSON** (2002-05), **TOPHER SCOTT** (2004-07), **RILEY NASH** (2007-10), **BRIAN FERLIN** (2011-14), and **JOEL LOWRY** (2011-14).

► Powered by his 34 goals, Bancroft is tied with Moynihan (1996-99) and **MORGAN BARRON** (2017-20) for the sixth-most goals scored by a player in his first three seasons with the Big Red during Schaffer's 30-year tenure as head coach.

► Bancroft's 0.362 goals-per-game average ranks as the fifth-highest clip by a player under Schaffer within their first three seasons, trailing **MATT MOULSON** (0.54 — 53 goals in 99 games), **COLIN GREENING** (0.369 — 38 goals in 103 games), **BEN BERARD** (0.368 — 32 goals in 87 games), and **RILEY NASH** (0.363 — 37 goals in 102 games).

► Going along with his 34 goals, Bancroft's 72 points (34-38—72) are tied with Ferlin for the 10th-most points by a player within their first three seasons with the Big Red. Bancroft is two points shy of tying **STEPHEN BABY** (21-53—74 from 1999-02) for the ninth-most points in a player's first three seasons with the Big Red.

## WHAT CAN BLUE(LINERS) DO FOR YOU?

► Of the Big Red's 218 points recorded this season, 64 (10 goals, 54 assists) have come from defensemen (29.36 percent of scoring production), ranking as the eighth-highest percentage of points from defensemen entering this weekend.

► Ahead of the Big Red for the highest percentage of points from defensemen include Merrimack (32.0 percent — 63 of 197), Robert Morris (31.7 percent — 79 of 249), Colgate (31.1 percent — 88 of 283), Air Force (31.0 percent — 65 of 210), Minnesota Duluth (30.8 percent — 69 of 224), Colorado College (30.7 percent — 79 of 257), and Notre Dame (29.37 percent — 74 of 252).

► The 54 assists by Cornell blueliners, representing 39.4 percent of the overall assist total, rank as the nation's third-highest average among Division I hockey programs this season, trailing Merrimack at 42.6 percent (52 of 122) and Robert Morris at 39.5 percent (62 of 157).

## ECAC HOCKEY LEADERS

**MOST FACEOFF WINS THIS SEASON**

ECAC Hockey Leaders (as of 2/26/25)

PLAYER	SCHOOL	FOW
Max Scott	Brown	392
Ellis Rickwood	Clarkson	357
► Ryan Walsh	Cornell	325
Jakob Lee	RPI	306
Victor Czerneckianair	Quinnipiac	297

**TOP FACEOFF WIN PERCENTAGES** (Min. 200 FOW)

ECAC Hockey Leaders (as of 2/26/25)

PLAYER	SCHOOL	FO%
Ellis Rickwood	Clarkson	.594
► Jonathan Castagna	Cornell	.584
Victor Czerneckianair	Quinnipiac	.577
► Ryan Walsh	Cornell	.576
Travis Treloar	Quinnipiac	.554

## CORNELL RECORD BOOK

**MOST GOALS WITHIN FIRST THREE SEASONS**

Under Mike Schaffer '86 (Since 1995-96)

PLAYER	SEASONS	G
Matt Moulson	2002-05	53
Colin Greening	2006-09	38
Riley Nash	2007-10	37
Anthony Angello	2015-18	36
Ryan Vesce	2000-03	36
Ryan Moynihan	2004-07	34
Morgan Barron	2017-20	34
► Dalton Bancroft	2022-25	34

**MOST POINTS WITHIN FIRST THREE SEASONS**

Under Mike Schaffer '86 (Since 1995-96)

PLAYER	SEASONS	G	A	PTS
Ryan Vesce	2000-03	36	66	102
Riley Nash	2007-10	37	64	101
Matt Moulson	2002-05	53	47	100
Kyle Knopp	1995-98	30	61	91
Morgan Barron	2017-20	34	50	84
Colin Greening	2006-09	38	42	80
Ryan Moynihan	1996-99	34	46	80
Topher Scott	2004-07	15	62	77
Stephen Baby	1999-02	21	53	74
Brian Ferlin	2011-14	31	41	72
► Dalton Bancroft	2022-25	34	38	72

## CORNELL NATIONALLY...



### 2024-25 TEAM STATISTICS (as of 2/26/25)

	STAT	NCAA	ECAC
FACEOFF WIN PERCENTAGE	.547	8th	2nd
PENALTY KILL PERCENTAGE	.823	20th	5th
POWER-PLAY PERCENTAGE	.116	62nd	12th
SCORING DEFENSE	2.48	18th	3rd
SCORING MARGIN	+0.52	20th	3rd
SCORING OFFENSE	3.00	T-25th	T-6th
TOTAL ASSISTS	137	44th	6th
PIM PER GAME	10.67	15th	1st
TOTAL POINTS	218	43rd	6th
TOTAL PIM	288	35th	3rd
POWER-PLAY GOALS	10	63rd	12th
SHORT-HANDED GOALS	2	T-28th	T-8th
WIN PERCENTAGE	.556	25th	4th

### 2024-25 INDIVIDUAL LEADERS (as of 2/26/25)

	STAT	NCAA	ECAC
FACEOFFS WON			
Ryan Walsh	325	20th	3rd
GAME-WINNING GOALS			
Dalton Bancroft	4	T-11th	T-3rd
GOALTENDER WIN PERCENTAGE			
Ian Shane	.538	38th	7th
GOALS-AGAINST AVERAGE			
Ian Shane	2.32	24th	5th
GOALS PER GAME			
Ryan Walsh	0.48	T-31st	T-4th
Dalton Bancroft	0.48	T-31st	T-4th
HAT TRICKS			
Dalton Bancroft	1	T-5th	T-3rd
POINTS PER GAME			
Ryan Walsh	0.89	74th	12th
SHUTOUTS			
Ian Shane	2	T-13th	T-1st

## CORNELL IN THE RANKINGS

DATE	PAIRWISE	USCHO	USA/TRL
Preseason	N/A	9 (585)	9 (429)
Oct. 7	N/A	7 (615)	7 (458)
Oct. 14	N/A	8 (614)	7 (465)
Oct. 21	N/A	8 (602)	8 (441)
Oct. 28	N/A	9 (579)	8 (456)
Nov. 4	N/A	6 (753)	6 (527)
Nov. 11	N/A	6 (701)	5 (505)
Nov. 18	N/A	8 (579)	7 (431)
Nov. 25	N/A	11 (463)	11 (309)
Dec. 2	15	12 (443)	12 (302)
Dec. 9	25	14 (283)	14 (189)
Dec. 16	23	16 (255)	17 (148)
Dec. 30	24	16 (250)	16 (151)
Jan. 6	27	18 (166)	20 (87)
Jan. 13	29	RV (38)	RV (31)
Jan. 20	20	RV (41)	20 (51)
Jan. 27	20	RV (15)	RV (19)
Feb. 3	25	RV (1)	RV (7)
Feb. 10	33	—	—
Feb. 17	20	RV (13)	RV (21)
Feb. 24	21	RV (5)	20 (14)

Pairwise not officially acknowledged until first full weekend of December due to sample size

## ON THE PLUS SIDE...

► As they enter this weekend's contests, senior forward **ONDREJ PSENICKA** and senior defenseman **TIM REGO** both boast career plus-minus ratings of plus-52, making Cornell one of four Division I programs (Minnesota — three; Denver and Boston College — two) with multiple players achieving a career plus-minus rating of at least plus-50.

► Psenicka and Rego are also tied with Minnesota's Mike Koster and Western Michigan's Brian Kramer for the ninth-highest career plus-minus rating.

► Senior forward **KYLE PENNEY's** plus-48 rating allows Cornell to be one of only three Division I teams, alongside Boston College and Minnesota, that feature at least three players with a plus-48 rating.

► With the ratings of Psenicka, Rego, and Penney, senior forward **JACK O'LEARY's** plus-41 rating ranks Cornell among four Division I programs (Minnesota — five; Boston College and Denver — four) that have four players with career plus-minus ratings of plus-40.

► Psenicka and Rego's plus-52 ratings are tied with **GREG MILLER '13** for the highest career plus-minus rating in program history, which dates back to the 2002-03 season when plus-minus ratings were first fully tracked for an entire season. Along with this trio, **TRAVIS MITCHELL '23** (plus-51) is the only other Big Red player to achieve at least a career plus-50 rating.

## SHARING THE WEALTH

► Cornell saw scoring contributions from nearly every skater who appeared in at least one game last season. Of the 23 skaters who appeared in at least one contest last year, 21 registered at least one point (91.3 percent), and 19 players (82.6 percent) recorded at least two points.

► Across its 25 games this season, Cornell has succeeded in maintaining the scoring levels achieved from last year, with 20 of the 24 skaters who have appeared in at least one game having at least two points (83.3 percent). Along with senior goaltender Ian Shane's assist at Harvard on Nov. 21, 21 of the 26 players who have played this year have had at least one point (80.8 percent).

► The sophomore and senior classes are tied for the team lead in goals (28), while the seniors have a slight edge in assists (54) and points (82).

► Among Division I programs, Cornell's 39.4 percent of points from sophomores is the ninth-highest average, trailing Robert Morris (52.8 percent), Army (48.8 percent), Notre Dame (44.7 percent), RIT (43.2 percent), Boston College (41.3 percent), Penn State (40.1 percent), Denver (40.0 percent), and Luke Superior State (39.6 percent).

## ALL HE DOES IS WIN, WIN, WIN

► **MIKE SCHAFER '86**, the Jay R. Bloom '77 Head Coach of Cornell Men's Hockey, is one of four active Division I men's hockey head coaches with 550 career victories, joined by Quinnipiac's Rand Pecknold (663), Mercyhurst's Rick Gotkin (611), and Notre Dame's Jeff Jackson (599).

► Schafer is also one of six Division I head coaches with 500 career wins, accompanied by Air Force's Frank Serratore (518) and Ferris State's Bob Daniels (508), who, like Schafer, is also retiring following the season.

► Schafer's 554 wins rank as the 18th-most victories by a Division I head coach in college hockey history and is one win away from matching Michigan Tech's John MacInnes (555 wins — 1956-82).

► With his victory on Jan. 24 over Harvard, Schafer became the 10th Division I men's hockey head coach to win at least 550 games with a single program, joining Jack Parker (Boston University), Red Berenson (Michigan), Bob Peters (Bemidji State), Pecknold, Jerry York (Boston College), Ron Mason (Michigan State), Gotkin, Richard Umile (New Hampshire), and MacInnes.

## NCAA LEADERS

### TOP ACTIVE CAREER PLUS-MINUS RATINGS

Division I Hockey Players (as of 2/26/25)

PLAYER	SCHOOL	+/-
Jack Devine	Denver	+73
Rhett Pitlick	Minnesota State	+71
Ryan Leonard	Boston College	+63
Eamon Powell	Boston College	+63
Aiden Hansen-Bukata	Ohio State	+58
Boston Buckberger	Denver	+56
Luke Mittelstadt	Minnesota	+55
Jimmy Snuggerud	Minnesota	+54
► Tim Rego	Cornell	+52
Mike Koster	Minnesota	+52
► Ondrej Psenicka	Cornell	+52
Brian Kramer	Western Mich.	+52

## SCORING BREAKDOWN

### CORNELL'S 2024-25 SCORING BREAKDOWN

By Class and Position

CLASS	G	A	PTS	PCT
Freshmen	3	10	13	6.0%
Sophomores	28	54	82	37.6%
Juniors	18	14	32	14.7%
Seniors	32	59	91	41.7%

POSITION	G	A	PTS	PCT
Forwards	71	82	153	70.2%
Defensemen	10	54	64	29.4%
Goaltenders	0	1	1	0.5%

## NCAA LEADERS

### COACHES WITH 500+ WINS AT ONE SCHOOL

Division I History

COACH	SCHOOL	YEARS	W
Jack Parker*	Boston Univ.	1973-13	894
Red Berenson*	Michigan	1984-17	848
Bob Peters	Bemidji State	1966-01	702
Rand Pecknold*	Quinnipiac	1994-Pr.	663
Jerry York	Boston College	1994-22	656
Ron Mason	Michigan State	1979-02	635
Rick Gotkin*	Mercyhurst	1988-Pr.	611
Richard Umile*	UNH	1990-18	594
John MacInnes*	Michigan Tech	1956-82	555
► Mike Schafer*	Cornell	1995-Pr.	554
Jack Riley*	Army	1950-86	542
Bob Daniels*	Ferris State	1992-Pr.	509
John Kelley*	Boston College	1932-72	501

NOTE: \* - denotes entire career



ECAC WEEKLY HONORS

DATE	AWARD	PLAYER (SCHOOL)
Oct. 8	Forward	Ayrton Martino (Clarkson)
	Defender	John Prokop (Union)
	Rookie	Isaac Tremblay (St. Lawrence)
	Goalie	Mason Kucenski (St. Lawrence)
Oct. 14	Forward	Tyler Hotson (RPI)
	Defender	Max Smolinski (RPI)
	Rookie	Jared Mangun (Clarkson)
	Goalie	Matej Marinov (Quinnipiac)
Oct. 21	Forward	Ben Muthersbaugh (Union)
	Defender	Mason Waite (St. Lawrence)
	Rookie	Ben Muthersbaugh (Union)
	Goalie	Mason Kucenski (St. Lawrence)
Oct. 28	Forward	Brett Chorske (Colgate)
	Defender	Nic Belpedio (Colgate)
	Rookie	Ben Muthersbaugh (Union)
	Goalie	Ethan Langenegger (Clarkson)
Nov. 4	Forward	Ryan Walsh (Cornell)
	Defender	William Gilson (RPI)
	Rookie	Hayden Stavroff (Dartmouth)
	Goalie	Ian Shane (Cornell)
Nov. 11	Forward	Dalton Bancroft (Cornell)
	Defender	CJ Foley (Dartmouth)
	Rookie	Donovan Frias (Yale)
	Goalie	Aku Koskenvuo (Harvard)
Nov. 18	Forward	Ayrton Martino (Clarkson)
	Defender	Mason Langenbrunner (Harvard)
	Rookie	Luka Sukovic (Clarkson)
	Goalie	Ethan Pearson (Princeton)
Nov. 25	Forward	Brett Chorske (Colgate)
	Defender	Ben Robertson (Cornell)
	Rookie	Charlie Gollob (Brown)
	Goalie	Lawton Zacher (Brown)
Dec. 2	Forward	Casey Severo (Harvard)
	Defender	Alex Pineau (Brown)
	Rookie	Jake Manfre (Princeton)
	Goalie	Arthur Smith (Princeton)
Dec. 9	Forward	Ayrton Martino (Clarkson)
	Defender	Tommy Bergsland (Colgate)
	Rookie	Miles Gunty (Princeton)
	Goalie	Mason Kucenski (St. Lawrence)
Dec. 30	Forward	Jack Ricketts (Quinnipiac)
	Defender	Connor Sullivan (Yale)
	Rookie	Hank Cleaves (Dartmouth)
	Goalie	Lawton Zacher (Brown)
Jan. 6	Forward	Jakob Lee (RPI)
	Defender	John Prokop (Union)
	Rookie	Jagger Tapper (RPI)
	Goalie	Kyle Chauvette (Union)
Jan. 13	Forward	Aaron Schwartz (Quinnipiac)
	Defender	Michael Neumeier (Colgate)
	Rookie	Ben Charette (Harvard)
	Goalie	Matej Marinov (Quinnipiac)
Jan. 20	Forward	Max Scott (Brown)
	Defender	Tim Rego (Cornell)
	Rookie	Dylan Silverstein (Quinnipiac)
	Goalie	Emmett Croteau (Dartmouth)
Jan. 27	Forward	Ryan St. Louis (Brown)
	Defender	CJ Foley (Dartmouth)
	Rookie	Mick Thompson (Harvard)
	Goalie	Ethan Pearson (Princeton)
Feb. 3	Forward	Jack Ricketts (Quinnipiac)
	Defender	David Ma (Princeton)
	Rookie	Brian Nicholas (Brown)
	Goalie	Andrew Takacs (Colgate)
Feb. 10	Forward	Brandon Buhr (Union)
	Defender	Tommy Bergsland (Colgate)
	Rookie	Aaron Schwartz (Quinnipiac)
	Goalie	Lawton Zacher (Brown)
Feb. 17	Forward	Ayrton Martino (Clarkson)
	Defender	Mason Langenbrunner (Harvard)
	Rookie	Chris Pelosi (Quinnipiac)
	Goalie	Ian Shane (Cornell)
Feb. 24	Forward	Dalton Bancroft (Cornell)
	Defender	Reid Irwin (Colgate)
	Rookie	Lucas St. Louis (Harvard)
	Goalie	Ethan Langenegger (Clarkson)

STANDINGS AND SCHEDULES

ECAC HOCKEY												OVERALL					
OPPONENT	PTS	GP	W	L	T	OW	OL	SW	GF	GA	GP	W	L	T	GF	GA	
y-Quinnipiac	46	20	15	4	1	2	2	0	72	38	32	21	9	2	117	71	
y-Clarkson	42	20	14	5	1	1	0	0	67	40	32	20	9	3	102	70	
x-Union	37	20	11	7	2	0	0	2	62	55	32	19	10	3	103	93	
x-Colgate	37	20	11	7	2	1	2	1	71	61	32	16	13	3	104	105	
x-Dartmouth	33	20	10	9	1	0	2	0	61	49	27	13	12	2	84	71	
x-Cornell	33	20	9	7	4	1	0	3	62	49	27	12	9	6	81	67	
Harvard	28	20	8	10	2	1	2	1	49	50	27	10	15	2	67	82	
Brown	26	20	9	10	1	3	0	1	48	56	27	13	12	2	70	68	
RPI	22	20	7	13	0	0	1	0	54	72	32	12	18	2	96	116	
Princeton	20	20	5	12	3	1	2	1	47	68	27	10	14	3	61	78	
Yale	18	20	5	12	3	1	0	1	48	71	27	6	18	3	62	107	
St. Lawrence	18	20	5	13	2	1	1	1	41	73	32	9	21	2	67	107	
NOTE: y-Clinched first-round bye; x-Clinched at least first-round home playoff game																	
IVY LEAGUE												OVERALL					
OPPONENT	PTS	GP	W	L	T	OW	OL	SW	GF	GA	GP	W	L	T	GF	GA	
Cornell	21	10	6	2	2	0	0	1	37	22	27	12	9	6	81	67	
Dartmouth	18	8	6	2	0	0	0	0	28	16	27	13	12	2	84	71	
Princeton	13	10	3	5	2	1	2	1	22	31	27	10	14	3	61	78	
Harvard	10	8	3	4	1	1	1	0	19	20	27	10	15	2	67	82	
Brown	10	7	3	3	1	1	0	1	15	16	27	13	12	2	70	68	
Yale	6	7	1	4	2	0	0	1	11	20	27	6	18	3	62	107	
LAST WEEK'S SCORES												THIS WEEK'S SCHEDULE					
Friday, Feb. 21						Saturday, Feb. 22						Friday, Feb. 28					
#19 Clarkson 3, Cornell 1						Cornell 6, St. Lawrence 0						Cornell at Union, 7:00					
#14 Quinnipiac 4, Yale 1						#14 Quinnipiac 4, Brown 0						#14 Quinnipiac at SLU, 7:00					
Brown 3, Princeton 2 (OT)						#19 Clarkson 5, Colgate 3						#19 Clarkson, 7:00					
Colgate 5, St. Lawrence 4						Dartmouth 2, Union 1						Dartmouth at Brown, 7:00					
RPI 2, Dartmouth 1						Harvard 3, RPI 2						Colgate at RPI, 7:00					
Union 2, Harvard 1						Yale 2, Princeton 2 (OT)						Princeton at SLU, 7:00					
												Harvard at Yale, 7:00					
												Saturday, March 1					
												Cornell at RPI, 7:00					
												#14 Quinnipiac at SLU, 7:00					
												Colgate at Union, 4:00					
												Harvard at Brown, 7:00					
												Princeton at #19 Clarkson, 7:00					
												Dartmouth at Yale, 7:00					

AYE, AYE, CAPTAIN!

- Senior forward **KYLE PENNEY** was officially named captain of the Cornell hockey team for a second consecutive season on Sept. 5.
- Penney is the seventh player under **MIKE SCHAFER** '86 named a two-time captain, joining **MITCH VANDERLAAN** '19, **JOHN McCARRON** '15, **COLIN GREENING** '10, **STEPHEN BÂBY** '03, **KYLE KNOPP** '99, and **BRAD CHARTRAND** '96. Penney is the 14th player in program history to be a two-time captain.
- Joining Penney on the leadership team for the season will be senior defensemen **HANK KEMPF** and **TIM REGO** and senior forward **JACK O'LEARY**, who will all serve as alternate captains. O'Leary is the second player in Cornell program history named an alternate captain in consecutive seasons, joining **COLE BARDREAU** '15 (2013-14 and 2014-15).

ARE CORNELL STUDENT-ATHLETES ON SCHOLARSHIP?

- The quick and easy answer: No. Every Cornell student-athlete is awarded need-based financial aid, just like every other student at the University — with the package including student loans and grants.
- The original Ivy League agreement, established in 1954, was to improve and foster intercollegiate athletics while emphasizing such competition in harmony with the institutions' educational purposes.
- The Ivy League is nationally recognized for its success — absent of athletic scholarships — while rigorously maintaining its self-imposed high academic standards.
- Given the current national pressures on intercollegiate success and the ever-changing landscape of collegiate athletics, the Ivy League has demonstrated a rare willingness and ability to abide by these rules and still compete successfully in Division I athletics.

IT'S JUST A NUMBER...

- Freshman goaltender **JUSTIN KATZ** (No. 37) and sophomore forward **JONATHAN CASTAGNA** (No. 38) are the first players to wear their respective sweater numbers in Cornell men's hockey history.
- Katz's No. 37 is the highest number worn by a Big Red goaltender since **EDDY SKAZYK** was the bearer of a No. 39 sweater for two seasons with the Big Red from 1994-96.
- Castagna is the first forward in Cornell program history to wear a number north of 30, and his No. 38 sweater is the highest number ever worn by a Big Red player since Skazyk donned No. 39 between the 1994-95 and 1995-96 seasons.



SERIES HISTORY



SERIES HISTORY

CORNELL LEADS, 49-24-10

Ithaca, N.Y. (Lynah Rink):	27-13-4 (23-13-3)
Schenectady, N.Y. (Messa Rink):	19-10-6 (19-10-6)
Neutral Sites:	3-1-0
Under Mike Schafer:	40-20-9

SCORING RECORDS

CORNELL		UNION	
Ithaca:	10, (2x)	Ithaca:	7
Last: COR, 10-1 (2/4/2023)		UNI, 7-0 (3/7/2015)	
Schenectady:	8	Schenectady:	7
COR, 8-1 (1/3/1992)		UNI, 7-1 (2/21/97)	
Neutral Site:	4, (2x)	Neutral Site:	5
Last: COR, 4-1 (3/17/2017)		UNI, 5-2 (3/21/2014)	

GAME-BY-GAME (SCHAFFER ERA)

DATE	COR RK	UNI RK	SITE	SCORE
12/10/1995			Schenectady, N.Y.	T, 5-5 (OT)
2/23/1996			Ithaca, N.Y.	W, 5-1
12/7/1996			Ithaca, N.Y.	T, 3-3 (OT)
2/21/1997			Schenectady, N.Y.	L, 1-7
12/5/1997			Schenectady, N.Y.	L, 2-4
2/28/1998			Ithaca, N.Y.	L, 0-1
12/4/1998			Ithaca, N.Y.	W, 5-2
2/27/1999			Schenectady, N.Y.	W, 3-1
11/6/1999			Schenectady, N.Y.	W, 2-1 (OT)
2/18/2000			Ithaca, N.Y.	W, 4-3
11/10/2000			Schenectady, N.Y.	L, 0-2
3/3/2001			Schenectady, N.Y.	W, 2-1
11/9/2001			Ithaca, N.Y.	W, 5-0
3/2/2002	#9		Schenectady, N.Y.	W, 3-1
1/17/2003	#4		Schenectady, N.Y.	W, 6-0
2/22/2003	#2		Ithaca, N.Y.	W, 3-1
1/16/2004	#10		Ithaca, N.Y.	T, 1-1 (OT)
2/21/2004			Schenectady, N.Y.	L, 0-3
1/14/2005	#11		Schenectady, N.Y.	W, 2-1 (OT)
2/19/2005	#4		Ithaca, N.Y.	W, 4-1
11/18/2005	#5		Ithaca, N.Y.	L, 1-2
2/25/2006	#7		Schenectady, N.Y.	W, 2-1
12/2/2006	#13		Ithaca, N.Y.	W, 6-0
2/9/2007	#20		Schenectady, N.Y.	T, 3-3 (OT)
1/12/2008			Schenectady, N.Y.	L, 1-2
2/15/2008			Ithaca, N.Y.	L, 2-3
3/14/2008			Schenectady, N.Y.	W, 3-2
3/15/2008			Schenectady, N.Y.	W, 3-2
1/16/2009	#5		Schenectady, N.Y.	W, 4-1
2/21/2009	#11		Ithaca, N.Y.	W, 5-2
12/5/2009	#7		Schenectady, N.Y.	T, 2-2 (OT)
2/26/2010	#9	#15	Ithaca, N.Y.	W, 4-1
3/20/2010	#7	#15	Albany, N.Y.	W, 3-0
1/15/2011		#14	Ithaca, N.Y.	L, 1-5
2/11/2011	#9		Schenectady, N.Y.	L, 0-4
2/4/2012	#14	#11	Schenectady, N.Y.	T, 4-4 (OT)
2/24/2012	#11	#8	Ithaca, N.Y.	W, 3-2
1/18/2013	#16	#17	Schenectady, N.Y.	W, 3-2
2/23/2013		#20	Ithaca, N.Y.	W, 4-2
11/9/2013	#15		Schenectady, N.Y.	L, 0-3
2/14/2014	#11	#3	Ithaca, N.Y.	L, 1-4
3/21/2014	#13	#2	Lake Placid, N.Y.	L, 2-5
1/16/2015			Schenectady, N.Y.	W, 5-1
2/21/2015			Ithaca, N.Y.	W, 2-1
3/6/2015			Ithaca, N.Y.	L, 2-4
3/7/2015			Ithaca, N.Y.	L, 0-7
1/16/2016	#8		Schenectady, N.Y.	T, 3-3 (OT)
2/26/2016	#16		Ithaca, N.Y.	L, 1-5
3/4/2016	#18		Ithaca, N.Y.	W, 1-0
3/5/2016	#18		Ithaca, N.Y.	W, 2-1 (OT)
2/3/2017	#16	#4	Schenectady, N.Y.	W, 5-3
2/25/2017	#9	#7	Ithaca, N.Y.	T, 3-3 (OT)
3/17/2017	#9	#6	Lake Placid, N.Y.	W, 4-1
2/2/2018	#1		Ithaca, N.Y.	W, 4-3
2/24/2018	#2	#19	Schenectady, N.Y.	L, 3-4
2/1/2019	#14	#18	Schenectady, N.Y.	W, 4-0
2/23/2019	#9	#20	Ithaca, N.Y.	W, 3-1
3/15/2019	#10		Ithaca, N.Y.	L, 2-3
3/16/2019	#10		Ithaca, N.Y.	W, 4-0
3/17/2019	#10		Ithaca, N.Y.	W, 4-2
1/11/2020	#2		Schenectady, N.Y.	T, 3-3 (OT)
2/14/2020	#2		Ithaca, N.Y.	W, 5-2
11/12/2021	#13		Ithaca, N.Y.	W, 4-1
2/12/2022	#15		Schenectady, N.Y.	W, 5-2
1/6/2023	#18		Schenectady, N.Y.	W, 6-1
2/4/2023	#11		Ithaca, N.Y.	W, 10-1
2/10/2024	#13		Schenectady, N.Y.	W, 6-1
3/1/2024	#13		Ithaca, N.Y.	L, 2-3
2/8/2025			Ithaca, N.Y.	L, 1-4

SCOUTING UNION

► Union enters the final weekend of regular season play with an 18-11-3 overall record and an 11-7-2 mark in ECAC Hockey play. The Garnet Chargers are tied with Colgate for third place in the conference standings with 37 points.

► The Garnet Chargers are one of seven Division I programs to have at least five players with at least 26 points entering this weekend, joining Arizona State and Denver (six) and Boston College, Minnesota, Quinnipiac, and UMass (five apiece).

► Brandon Buhr (18-9—27) leads Union with 18 goals, tied for 12th in Division I hockey. Buhr and Ben Muthersbaugh (12-15—27) are one point away from matching Nate Hanley (10-18—28) for the team lead in points. Colby MacArthur (6-20—26) and Caden Villegas (6-20—26) are tied for the team lead in assists.

► Kyle Chauvette (17-10-3, 2.69, .899) has started 31 of Union's 32 games in goal this season.

97 YEARS, 155 MILES, 83 MEETINGS

► Cornell has a 49-24-10 edge over Union as the Big Red is unbeaten in nine of its last 11 against the Garnet Chargers (8-2-1). Over the previous 11 games, Cornell has outscored Union by 30 goals, 50-20.

► The Big Red aims to avoid losing a third consecutive game to Union on Friday night. If the Garnet Chargers secure a victory, it will mark their first three-game win streak over Cornell since winning three straight meetings between Nov. 9, 2013, and March 21, 2014. Union has not swept the first regular-season series against Cornell since the 2013-14 season.

► At Messa Rink, Cornell is unbeaten in its last five trips to Schenectady (4-0-1) while outscoring Union 24-7, which includes a 12-2 clip over the last two meetings.

CONNECTIONS WITH UNION

► Union head coach Josh Hauge spent seven seasons at Clarkson under Cornell associate head coach **CASEY JONES** '90, serving as an assistant coach from 2015-19 and associate head coach from 2019-22 ... Cornell director of hockey operations and assistant coach **COREY LEIVERMANN** coached John Prokop (2018-19 Janesville Jets) and **NICK DeSANTIS** and D.J. Hart (2021-22 Madison Capitols) ... Hart also played with DeSantis on the 2018-19 Sioux Falls Stampede and was teammates with **JIMMY RAYHILL** on the 2020-21 Odessa Jackalopes ... Hart and Lucas Massie spent the 2022-23 season on the Fargo Force with **MARIAN MOSKO** ... Prokop was also teammates with **HANK KEMPF** (2019-20 Muskegon Lumberjacks) as well as **REMINGTON KEOPPLE** (2020-22) and **LUKE DEVLIN** (2021-22) on the Des Moines Buccaneers ... Josh Phillips played on the Sioux Falls Stampede with DeSantis (2019-20) and **SEAN DONALDSON** (2020-21) ... Connor Smith was teammates with **JAKE KRAFT** and **RYAN WALSH** on the 2022-23 Cedar Rapids RoughRiders ... Parker Lindauer and Caden Villegas spent the 2020-21 season together on the Tri-City Storm with **KYLER KOVICH** ... Jacob Jeannette played on the Waterloo Black Hawks with **ONDREJ PSENICKA** (2019-20) and **BEN ROBERTSON** (2021-22) ... Nate Hanley spent time on the same teams as **JACK O'LEARY** (2018-20) and **MICHAEL SUDA** (2019-20) on the Cedar Rapids RoughRiders and with **TYLER CATALANO** and **WINTER WALLACE** on the 2020-21 Youngstown Phantoms ... Kyle Chauvette played on the Phantoms for two seasons (2020-22) with Catalano and Wallace.

CORNELL PLAYERS VS. UNION

PLAYER	GP	G	A	PTS	SH	SH%	+/-	PIM	PPG	SHG	GWG	BLK	FOW	FOL	FO%
Ondrej Psenicka	7	3	3	6	10	.300	+7	4	1	0	1	2	3	2	.600
Jonathan Castagna	3	3	2	5	5	.600	+3	0	0	0	1	1	13	8	.619
Kyle Penney	7	2	3	5	15	.133	+3	2	0	0	0	4	1	0	1.000
Dalton Bancroft	5	2	3	5	10	.200	+1	0	1	0	0	3	0	0	—
Nick DeSantis	5	2	1	3	5	.400	+2	0	1	0	0	2	0	0	—
Tim Rego	7	1	2	3	5	.200	+6	2	0	0	1	5	0	0	—
Sullivan Mack	6	1	2	3	8	.125	+5	2	0	0	0	0	0	0	—
Jack O'Leary	5	0	3	3	7	.000	+2	0	0	0	0	2	0	0	—
Winter Wallace	3	1	1	2	2	.500	+2	2	0	0	0	1	0	0	—
Ryan Walsh	3	0	2	2	12	.000	E	0	0	0	0	0	21	34	.382
Kyler Kovich	3	1	0	1	1	1.000	E	0	0	0	0	1	7	5	.583
Hank Kempf	7	0	1	1	7	.000	+6	6	0	0	0	2	0	0	—
Michael Suda	6	0	1	1	12	.000	+5	6	0	0	0	3	0	0	—
Luke Devlin	1	0	1	1	1	.000	+1	2	0	0	0	0	0	0	—
Tyler Catalano	3	0	0	0	2	.000	E	0	0	0	0	0	7	8	.467
Jake Kraft	3	0	0	0	3	.000	-1	0	0	0	0	2	1	2	.333
Jack O'Brien	3	0	0	0	4	.000	+1	0	0	0	0	2	0	0	—
Ben Robertson	3	0	0	0	1	.000	+3	0	0	0	0	4	0	0	—
Hoyt Stanley	3	0	0	0	4	.000	+2	0	0	0	0	4	0	0	—
Sean Donaldson	2	0	0	0	3	.000	E	0	0	0	0	0	0	0	—
George Fegaras	2	0	0	0	4	.000	-3	2	0	0	0	3	0	0	—
Nicholas Wolfenberg	1	0	0	0	0	.000	E	0	0	0	0	0	0	0	—
TOTALS	88	16	25	41	121	.132	45	28	3	0	3	41	53	59	.473
GOALTENDER	GP	GS	W	L	T	W%	MIN	GA	GAA	SV	SV%	PPG	SHG	SHO	
Ian Shane	5	5	3	2	0	.600	288:31	9	1.87	87	.906	5	0	0	

SERIES HISTORY



SERIES HISTORY

CORNELL LEADS, 71-39-11

Ithaca, N.Y. (Lynah Rink):	35-14-8 (34-14-8)
Troy, N.Y. (Houston Field House):	31-22-3 (30-22-3)
Neutral Sites:	4-3-0
Under Mike Schafer:	39-19-9

SCORING RECORDS

CORNELL			RPI		
Ithaca:	13		Ithaca:	8	
COR, 13-1 (2/16/1924)			RPI, 8-0 (12/18/1963)		
Troy:	7, (3x)		Troy:	9, (2x)	
Last: COR, 7-6 (OT) (3/1/1986)			Last: RPI, 9-1 (3/4/1994)		
Neutral Site:	9		Neutral Site:	5	
COR, 9-0 (12/22/1969)			RPI, 5-1 (3/15/1985)		

GAME-BY-GAME (SCHAFER ERA)

DATE	COR RK	RPI RK	SITE	SCORE
12/9/1995			Troy, N.Y.	L, 3-5
2/24/1996			Ithaca, N.Y.	W, 4-0
12/6/1996			Ithaca, N.Y.	L, 2-4
2/22/1997			Troy, N.Y.	W, 5-2
3/14/1997			Lake Placid, N.Y.	W, 5-3
12/6/1997			Troy, N.Y.	L, 5-7
2/27/1998			Ithaca, N.Y.	L, 3-4
3/13/1998			Troy, N.Y.	W, 5-4
3/14/1998			Troy, N.Y.	L, 0-3
3/15/1998			Troy, N.Y.	W, 5-4
12/5/1998			Ithaca, N.Y.	T, 3-3 (OT)
2/26/1999			Troy, N.Y.	L, 5-7
11/5/1999		#6	Troy, N.Y.	L, 4-5 (OT)
2/19/2000		#10	Ithaca, N.Y.	W, 3-2
11/11/2000			Troy, N.Y.	W, 3-2
3/2/2001			Troy, N.Y.	L, 1-2
11/10/2001			Ithaca, N.Y.	W, 4-1
3/1/2002	#9		Troy, N.Y.	W, 2-1
3/15/2002	#8		Lake Placid, N.Y.	W, 3-0
1/18/2003	#4		Troy, N.Y.	W, 3-2
2/21/2003	#2		Ithaca, N.Y.	W, 5-0
3/14/2003	#2		Ithaca, N.Y.	W, 3-2
3/15/2003	#2		Ithaca, N.Y.	W, 4-0
1/17/2004	#10		Ithaca, N.Y.	L, 0-2
2/20/2004			Troy, N.Y.	W, 2-1
1/15/2005	#11		Troy, N.Y.	W, 5-0
2/18/2005	#4		Ithaca, N.Y.	W, 3-0
11/19/2005	#5		Ithaca, N.Y.	T, 1-1 (OT)
2/24/2006	#7		Troy, N.Y.	L, 0-2
12/1/2006	#13		Ithaca, N.Y.	T, 3-3 (OT)
2/10/2007	#20		Troy, N.Y.	W, 6-1
1/11/2008			Troy, N.Y.	W, 2-1
2/16/2008			Ithaca, N.Y.	W, 7-1
1/17/2009	#5		Troy, N.Y.	W, 3-0
2/20/2009	#11		Ithaca, N.Y.	W, 4-1
3/13/2009	#12		Ithaca, N.Y.	L, 0-1
3/14/2009	#12		Ithaca, N.Y.	W, 4-0
3/15/2009	#12		Ithaca, N.Y.	W, 4-3
12/4/2009	#7		Troy, N.Y.	W, 2-1
2/27/2010	#9		Ithaca, N.Y.	T, 1-1 (OT)
1/14/2011		#10	Ithaca, N.Y.	W, 5-1
2/12/2011		#8	Troy, N.Y.	W, 3-2 (OT)
2/3/2012	#14		Troy, N.Y.	T, 2-2 (OT)
2/25/2012	#11		Ithaca, N.Y.	L, 1-2 (OT)
1/19/2013	#16		Troy, N.Y.	L, 2-3
2/22/2013			Ithaca, N.Y.	W, 4-1
11/8/2013	#15	#10	Troy, N.Y.	T, 3-3 (OT)
2/15/2014	#11		Ithaca, N.Y.	L, 1-3
1/17/2015			Troy, N.Y.	L, 0-3
2/20/2015			Ithaca, N.Y.	T, 2-2 (OT)
1/15/2016	#8	#20	Troy, N.Y.	L, 0-1
2/27/2016	#16	#17	Ithaca, N.Y.	T, 3-3 (OT)
2/4/2017	#16		Troy, N.Y.	W, 4-3
2/24/2017	#9		Ithaca, N.Y.	W, 2-0
2/3/2018	#1		Ithaca, N.Y.	L, 1-2
2/23/2018	#2		Troy, N.Y.	W, 4-2
2/2/2019	#14		Troy, N.Y.	T, 1-1 (OT)
2/22/2019	#9		Ithaca, N.Y.	L, 2-3 (OT)
1/10/2020	#2		Troy, N.Y.	W, 3-0
2/15/2020	#2		Ithaca, N.Y.	W, 4-2
11/13/2021	#13		Ithaca, N.Y.	W, 11-3
2/11/2022	#15		Troy, N.Y.	L, 2-6
1/7/2023	#18		Troy, N.Y.	W, 6-4
2/3/2023	#11		Ithaca, N.Y.	W, 3-1
2/9/2024	#13		Troy, N.Y.	W, 4-1
3/2/2024	#13		Ithaca, N.Y.	W, 3-1
2/7/2025			Ithaca, N.Y.	W, 4-2

SCOUTING RPI

- ▶ RPI enters this weekend with an overall record of 12-18-2 and a 7-13-0 mark in ECAC Hockey play. The Engineers are still fighting for the right to host a first-round matchup and can finish anywhere between the No. 8 and 12 seeds.
- ▶ Will Gilson (8-16—24) and Tyler Hotson (6-16—22) are tied for the team lead in assists while also serving as the lone two RPI players with 20-plus points on the season. Jakob Lee (12-7—19) has scored a team-high 12 goals, four more than Gilson, Jagger Tapper (8-11—19), Dovar Tinling (8-10—18), and Jake Gagnon (8-7—15).
- ▶ Goaltending duties have favored Noah Giesbrecht (11-16-0, 3.33, .900) as Jack Watson (1-2-2, 3.90, .898) has started in five of his six appearances.

117 YEARS, 170 MILES, 121 MEETINGS

- ▶ Cornell enters Saturday's matchup against RPI with a record of 71-39-11 versus the Engineers, having won eight of the last nine contests. During this stretch, Cornell averages 4.44 goals per game and maintains an average victory margin of 2.22. All eight of Cornell's victories have come by a margin of at least two goals.
- ▶ The Big Red has won its last five games against RPI, tying for the third-longest win streak against the Engineers in program history. A victory on Saturday would mark Cornell's longest win streak against RPI since stringing seven consecutive wins from Nov. 10, 2001, to March 15, 2003.
- ▶ At Houston Field House, Cornell is unbeaten in six of the last seven trips to Troy (5-1-1).
- ▶ With a point Saturday, senior defenseman **TIM REGO** (2-6—8) would tie **JASON DAILEY** '98 (2-7—9) for the most points recorded by a Big Red blueliner against RPI in program history.

CONNECTIONS WITH RPI

▶ **KYLE PENNEY** and Jack Agnew played on the 2019-20 Chilliwack Chiefs ... **KYLER KOVICH** and Max Smolinski were teammates on the 2020-21 Tri-City Storm ... **IAN SHANE** and Will Gilson spent three years together at Connecticut-based Westminster Prep ... Jordan Tonelli and Jack Brackett played on the Cedar Rapids RoughRiders with **JACK O'LEARY** during the 2018-19 season ... Tonelli and Brackett also played with O'Leary and **MICHAEL SUDA** on the 2019-20 RoughRiders ... Suda and Nick Strom played on the 2020-21 Fargo Force ... **SEAN DONALDSON** and Gustavs Ozolins spent the 2021-22 season on the Sioux Falls Stampede ... Jérémie Payant played on the 2021-22 Nanaimo Clippers with Donaldson and **JACK O'BRIEN** ... **LUKE DEVLIN** and Félix Caron played on the 2022-23 West Kelowna Warriors ... **TIM REGO** and Jakob Lee were both on the 2019-20 Brooks Bandits ... Sutter Muzzatti and Noah Giesbrecht played on the 2019-20 Muskegon Lumberjacks with **HANK KEMPf** ... Dovar Tinling was teammates with Devlin and **REMINGTON KEOPPLE** on the 2021-22 Des Moines Buccaneers ... Tyler Hotson played at St. Andrew's College with Devlin (2020-22) and **JONATHAN CASTAGNA** (2021-22) ... Hotson also spent the 2022-23 season with **GEORGE FEGARAS** on the Muskegon Lumberjacks ... Brody Maguire and Jagger Tapper spent the past three seasons on the Okotoks Oilers (2021-24) with **NICHOLAS WOLFENBERG** ... Lucas Matta and Mathieu Bourgault played on the Silver Arm Silverbacks during the 2020-21 campaign with **SULLIVAN MACK**.

CORNELL PLAYERS VS. RPI

PLAYER	GP	G	A	PTS	SH	SH%	+/-	PIM	PPG	SHG	GWG	BLK	FOW	FOL	FO%
Tim Rego	7	2	6	8	16	.125	+4	0	0	0	0	9	0	0	—
Nick DeSantis	5	1	6	7	10	.100	+6	0	1	0	0	2	0	0	—
Ondrej Psenicka	7	3	1	4	15	.200	+7	0	1	0	1	4	2	3	.400
Sullivan Mack	7	1	3	4	5	.200	+4	0	0	0	0	3	0	0	—
Jack O'Leary	5	2	1	3	11	.182	+4	4	0	0	1	1	0	2	.000
Hank Kempf	7	1	2	3	5	.200	+3	0	0	0	0	8	0	0	—
Jonathan Castagna	3	1	2	3	6	.167	+2	2	0	0	0	2	21	12	.636
Kyle Penney	7	1	1	2	13	.077	-2	2	0	0	0	4	0	1	.000
Jake Kraft	3	1	1	2	5	.200	0	0	0	0	1	1	0	0	—
Tyler Catalano	3	0	2	2	7	.000	+2	2	0	0	0	3	14	8	.636
Luke Devlin	1	1	0	1	2	.500	+1	0	0	0	1	0	0	0	—
Sean Donaldson	1	1	0	1	1	1.000	+1	0	0	0	0	0	0	0	—
Michael Suda	5	0	1	1	6	.000	+6	0	0	0	0	3	0	0	—
Hoyt Stanley	3	0	1	1	4	.000	+5	2	0	0	0	2	0	0	—
Kyler Kovich	3	0	1	1	2	.000	+2	0	0	0	0	0	4	4	.500
George Fegaras	2	0	1	1	1	.000	+1	0	0	0	0	1	0	0	—
Dalton Bancroft	5	0	0	0	11	.000	0	2	0	0	0	4	0	1	.000
Jack O'Brien	3	0	0	0	1	.000	+2	0	0	0	0	1	0	0	—
Ben Robertson	3	0	0	0	6	.000	-2	4	0	0	0	3	0	0	—
Ryan Walsh	3	0	0	0	1	.000	-1	0	0	0	0	3	17	21	.447
Winter Wallace	2	0	0	0	4	.000	+3	0	0	0	0	0	0	0	—
Nicholas Wolfenberg	1	0	0	0	0	.000	0	0	0	0	0	0	0	0	—
Marian Mosko	1	0	0	0	1	.000	0	0	0	0	0	0	0	0	—
TOTALS	87	15	29	44	133	.113	+48	18	2	0	4	54	58	52	.527
GOALTENDER	GP	GS	W	L	T	W%	MIN	GA	GAA	SV	SV%	PPG	SHG	SHO	
Ian Shane	5	5	5	0	0	1.000	299:06	9	1.81	77	.895	6	0	0	

## YEAR-BY-YEAR RESULTS

SEASON	RECORD	W%	GF	GA	+/-
1957-58	2-4-1	.357	37	48	-11
1958-59	3-10-0	.231	26	105	-79
1959-60	1-7-0	.125	17	66	-49
1960-61	3-8-0	.273	40	36	+4
1961-62	8-2-0	.800	50	20	+30
1962-63	5-4-1	.550	44	31	+13
1963-64	5-5-1	.500	35	37	-2
1964-65	11-2-0	.846	91	37	+54
1965-66	13-1-0	.929	95	22	+73
1966-67	10-1-0	.909	76	18	+58
1967-68	12-0-0	1.000	77	15	+62
1968-69	12-0-0	1.000	94	15	+79
1969-70	12-0-0	1.000	86	20	+66
1970-71	13-0-0	1.000	88	23	+65
1971-72	12-1-0	.923	95	30	+65
1972-73	14-0-1	.967	99	42	+57
1973-74	11-1-0	.917	74	40	+34
1974-75	9-3-1	.731	74	43	+31
1975-76	10-3-0	.769	82	42	+40
1976-77	14-2-0	.875	124	63	+61
1977-78	13-1-1	.900	126	51	+75
1978-79	13-3-0	.813	93	52	+41
1979-80	8-5-0	.615	67	50	+17
1980-81	12-1-0	.923	70	27	+43
1981-82	6-8-0	.429	59	47	+12
1982-83	9-1-2	.833	54	33	+21
1983-84	7-5-0	.583	49	51	-2
1984-85	11-1-1	.885	72	43	+29
1985-86	6-4-4	.571	62	54	+8
1986-87	6-6-0	.500	59	55	+4
1987-88	10-5-0	.667	69	40	+29
1988-89	9-3-0	.750	52	31	+21
1989-90	10-2-2	.786	60	37	+23
1990-91	10-3-2	.733	73	39	+34
1991-92	6-3-2	.636	35	27	+8
1992-93	4-9-0	.308	39	53	-14
1993-94	5-7-2	.429	57	59	-2
1994-95	4-4-4	.500	48	39	+9
1995-96	11-1-2	.857	75	32	+43
1996-97	10-4-2	.688	62	42	+20
1997-98	6-6-0	.500	31	29	+2
1998-99	6-7-1	.464	43	44	-1
1999-00	11-3-0	.786	57	33	+24
2000-01	7-2-4	.692	33	26	+7
2001-02	14-1-1	.906	65	27	+38
2002-03	15-0-0	1.000	68	14	+54
2003-04	7-7-5	.500	46	41	+5
2004-05	15-0-1	.969	64	18	+46
2005-06	12-3-2	.765	55	36	+19
2006-07	9-7-2	.556	54	38	+16
2007-08	10-5-2	.647	58	32	+26
2008-09	12-3-1	.781	45	21	+24
2009-10	12-3-1	.781	53	28	+25
2010-11	9-8-1	.528	52	48	+4
2011-12	10-3-2	.733	41	24	+17
2012-13	6-5-2	.538	26	25	+1
2013-14	8-5-2	.600	33	32	+1
2014-15	7-7-3	.500	35	40	-5
2015-16	9-5-2	.625	46	39	+7
2016-17	9-4-3	.656	42	38	+4
2017-18	15-2-0	.882	62	24	+38
2018-19	12-6-0	.667	60	35	+25
2019-20	11-0-2	.923	50	19	+31
2020-21	— NO SEASON (COVID-19 PANDEMIC) —				
2021-22	9-4-3	.656	50	31	+19
2022-23	12-3-1	.781	56	26	+30
2023-24	10-3-2	.733	51	26	+25
2024-25	8-4-1	.654	40	28	+12
TOTALS	621-236-73	.707	4001	2437	+1564



If you've never been to a Big Red hockey game at Cornell's Lynah Rink, there are quite a few things you've never experienced. You've never camped in line to get season tickets and ensure your spot as one of the raucous and devoted "Lynah Faithful." But most importantly, if you've never been to Lynah, you've never experienced all the best that college hockey offers.

Lynah Rink, which enters its 68th year serving as the home of Big Red hockey this season, was formally dedicated on April 6, 1957, a month after its opening to the public on March 4, 1957. The facility, which was built following a \$500,000 anonymous donation (approximately \$5.59 million in 2024), honors the late **JAMES LYNAB '05**, who served as the director of athletics at Cornell from 1935-43.

The donation to build Lynah Rink resurrected the Cornell hockey program following a 10-year hiatus, ensuring hockey returned as a varsity sport for the 1957-58 season.

Cornell began sponsoring hockey as a varsity sport with the 1900-01 season, which featured all Big Red home games played on the university's outdoor rink on Beebe Lake. Due to a series of abnormally mild winters, the program was left — literally — on thin ice, causing Cornell to drop the program entirely after the 1947-48 campaign.

Since its opening in March of 1957, Lynah Rink has received numerous face-lifts since hosting its inaugural event on March 21, 1957, a 7-3 victory for the NHL's New York Rangers in an exhibiton against the Rochester Americans of the American Hockey League (AHL). Hockey Hall of Fame goaltender Gump Worsley stopped 44 shots in the victory for the Rangers.

Among the renovations, Cornell spent nearly \$1 million in the summer of 2000, to replace the rink floor, drainage system, frost protection and refrigeration piping, and adding new boards and seamless glass.

During the summer of 2006, a 16,700-square-foot expansion added new locker rooms, coaches offices, study lounges, new athletic training space, and approximately 450 new seats in the seating bowl.

Over last season's winter break, updated Cornell branding on the façade and south concourse brought a more modern look to the facility.

Though many physical aspects of Lynah Rink have changed over time, the crowd remains constant. Lynah Rink can hold 4,267 boisterous Cornell hockey fans, who provide unwavering support for the Big Red while creating an unparalleled atmosphere in college hockey.

Although many rinks in the nation are bigger in capacity, few are known to be louder. The Cornell fans, aptly named the "Lynah Faithful," stream into every home contest, making themselves as much a part of the game as the players do. Whether they're cheering for the Big Red or joining the pep band in their rendition of "Give My Regards to Davy," the Lynah Faithful reaffirms the old saying, "There's no place like home."

Since the doors opened on Lynah Rink, the Cornell men's hockey program has won a pair of NCAA Division I men's hockey championships in 1967 and 1970, garnering an ECAC Hockey-record 13 tournament championships (1967-70, 1973, 1980, 1986, 1996-97, 2003, 2005, 2010, 2024) and 26 Ivy League titles, 22 of which have been won outright.

## NCAA HISTORY

TOP DIVISION I HOME WIN PERCENTAGES  
Mike Schafer Era (1995-Present) (as of 2/24/25)

TEAM	RECORD	W%
Michigan	401-123-38	.747
Quinnipiac	330-109-40	.731
North Dakota	410-138-58	.724
Boston College	332-117-41	.719
Denver	405-150-49	.711
► Cornell	291-111-48	.700
Minnesota	403-164-52	.693
Boston University	318-143-54	.670
Maine	322-145-55	.670
Minnesota State	329-157-52	.660





# MIKE SCHAFER '86

30TH SEASON AS HEAD COACH

**Years at Cornell:** 37th Season  
**College:** Cornell '86

**M**IKE SCHAFER '86, the longest-tenured head coach in Cornell men's hockey history, is currently in his 30th and final season at the helm of the Cornell men's hockey program after announcing on June 13, 2024, that he will retire following the conclusion of the 2024-25 season.

Former Cornell standout centerman and assistant coach, and current associate head coach, **CASEY JONES** '90 will replace Schafer beginning with the 2025-26 season.

When Schafer returned to his alma mater in the summer of 1995 to become the 12th head coach in Cornell men's hockey history, Schafer's goal was to bring the Big Red to a position of national prominence.

Schafer has accomplished that objective with his career coaching record of 548-293-114. His 548 victories are the second-most by any Cornell coach with a single team, trailing former softball head coach **DICK BLOOD** (623).

Cornell has consistently been ranked among the nation's elite under Schafer, which includes the Big Red being ranked in the top 20 of the USCHO.com poll 442 times since its inception in 1997-98.

Along with being one of Cornell's legendary head coaches, Schafer's 549 career victories and .633 win percentage rank fourth among active Division I men's head coaches.

During his 29-plus seasons behind the Big Red bench, Schafer has guided Cornell to 14 NCAA Tournament appearances, which included a trip to Buffalo, N.Y., for the 2003 Frozen Four — the program's first since the 1979-80 campaign. Along with its Frozen Four appearance, the Big Red established the school record for wins (30), claiming one more victory than Cornell's 1969-70 national championship squad, who remains the lone Division I program to go undefeated in a single season (29-0-0). In addition to its 30 wins in 2002-03, Cornell had a 19-2-1 mark in ECAC Hockey play, signifying the program's best league play record since going 21-0-0 in 1969-70.

With Schafer serving as Cornell's bench boss, the Big Red have registered 14 20-win seasons and 17 campaigns with at least a .600 win percentage, including the last seven seasons in which the Big Red has competed. In ECAC Hockey play, the Schafer-led Big Red has won at least 10 conference games on 23 occasions, also including each of the last seven seasons.

In 2020, Schafer was named co-winner of the Spencer Penrose Award, given to the nation's top head coach, sharing the honor with North Dakota's Brad Berry. It was the first time Schafer won the award after being named ECAC Hockey's Coach of the Year five times (2002, 2003, 2005, 2018, 2020).

Cornell has claimed six Whitelaw Cup (ECAC Hockey tournament titles), two more than the late legendary **NED HARKNESS** for the most in Big Red history. Schafer also has guided Cornell to three Cleary Cups (ECAC's regular-season championships) over the past seven years.

Over his illustrious coaching career for Cornell, Schafer has coached 10 players to First Team All-America status (11 instances), eight Ivy League Players of the Year, six ECAC Hockey Ken Dryden Award winners (league's best goaltender), five Rookies of the Year in both ECAC Hockey and the Ivy League, and three ECAC Hockey Players of the Year.

Schafer and his wife, Diane, have two sons, Luke and John '18, and a daughter, Michelle.

## SCHAFER'S FILE

### COACHING EXPERIENCE

1986-90	Cornell (Assistant Coach)
1990-94	Western Michigan (Assistant Coach)
1994-95	Western Michigan (Associate Head Coach)
1995-Pres.	Cornell (Head Coach)

### PLAYING EXPERIENCE

1979-80	Georgetown Gemini (CJBHL)
1980-82	Guelph Platters (OPJHL)
1982-86	Cornell

### EDUCATION

<b>Cornell University</b>
B.A., Business Management & Marketing, 1986

### COACHING CAREER

SEASON	RECORD	W%	CONF.	W%
<b>CORNELL (1995 - PRESENT)</b>				
1995-96	21-9-4	.676	14-4-4	.727
1996-97	21-9-5	.671	14-6-2	.682
1997-98	15-16-2	.485	9-12-1	.432
1998-99	12-15-4	.452	9-10-3	.477
1999-00	16-14-2	.531	10-9-1	.525
2000-01	16-12-5	.561	11-8-3	.568
2001-02	25-8-2	.743	17-3-2	.818
2002-03	30-5-1	.847	19-2-1	.886
2003-04	16-10-6	.594	13-6-3	.659
2004-05	27-5-3	.814	18-2-2	.864
2005-06	22-9-4	.686	13-6-3	.659
2006-07	14-13-4	.516	10-8-4	.545
2007-08	19-14-3	.569	12-9-1	.568
2008-09	22-10-4	.667	13-6-3	.659
2009-10	21-9-4	.676	14-5-3	.705
2010-11	16-15-3	.515	11-9-2	.545
2011-12	19-9-7	.643	12-4-6	.682
2012-13	15-16-3	.485	8-11-3	.432
2013-14	17-10-5	.609	11-7-4	.591
2014-15	11-14-6	.452	9-9-4	.500
2015-16	16-11-7	.574	8-8-6	.500
2016-17	21-9-5	.671	13-4-5	.705
2017-18	25-6-2	.788	17-3-2	.818
2018-19	21-11-4	.639	13-5-4	.682
2019-20	23-2-4	.862	18-2-2	.864
2020-21	— NO SEASON (COVID-19 PANDEMIC) —			
2021-22	18-10-4	.625	12-6-4	.636
2022-23	21-11-2	.647	15-6-1	.705
2023-24	22-7-6	.714	12-6-4	.636
2024-25	12-9-6	.556	9-7-4	.550
<b>TOTALS</b>	<b>554-298-117</b>	<b>.632</b>	<b>364-183-87</b>	<b>.643</b>

## CORNELL'S RECORD UNDER SCHAFER

CATEGORY	2024-25	UNDER SCHAFER	STREAK	CATEGORY	2024-25	UNDER SCHAFER	STREAK	CATEGORY	2024-25	UNDER SCHAFER	STREAK
Overall	12-9-6	554-298-117	Won 1	Cornell Scores First	8-0-4	404-89-59	Won 4	Leads after 1st period	9-0-3	292-46-29	Won 3
ECAC Hockey Game	9-7-4	364-183-87	Won 1	Opponent Scores First	4-9-2	150-209-51	Lost 4	Trails after 1st period	3-5-1	68-152-30	Lost 5
Ivy League Game	5-2-2	198-95-35	Won 1	When Shutout	0-1-0	0-50-7	Lost 6	Tied after 1st period	0-4-2	194-100-58	Lost 1
Non-Conference Game	3-2-2	190-115-30	Lost 1	Scores One Goal	0-5-1	21-94-27	Lost 4	Leads after 2nd period	8-0-0	424-22-29	Won 21
Home	8-4-1	292-111-48	Won 1	Scores Two Goals	0-2-3	85-91-46	Tied 1	Trails after 2nd period	3-7-3	34-201-33	Lost 3
Away	3-5-4	199-131-56	Won 2	Scores Three Goals	2-1-2	150-43-28	Tied 1	Tied after 2nd period	1-2-3	96-75-55	Lost 1
Neutral Site	1-0-1	63-56-13	Tied 1	Scores Four Goals	4-0-0	126-16-6	Won 9	Outshoots Opponent	8-6-4	344-140-63	Won 1
October	0-0-0	18-10-2	Won 2	Scores 5+ Goals	6-0-0	172-4-3	Won 114	Outshot by Opponent	2-3-2	191-147-51	Won 1
November	4-2-3	139-65-25	Tied 1	Shutout Opponent	2-0-0	113-0-7	Won 27	Tied in Shots	2-0-0	19-11-3	Won 3
December	1-1-0	54-32-19	Lost 1	Allows One Goal	4-0-1	195-16-27	Won 2	In Overtime	1-0-6	52-44-117	Tied 3
January	3-4-2	114-65-37	Lost 2	Allows Two Goals	4-1-3	163-51-46	Won 1	In Shootouts	5-1	14-11	Won 5
February	4-2-1	135-68-31	Won 1	Allows Three Goals	2-2-2	63-71-28	Lost 1	vs. Ranked Opponents	2-4-3	121-108-33	Lost 1
March	0-0-0	94-57-3	Lost 1	Allows Four Goals	0-4-0	19-73-6	Lost 7				
April	0-0-0	0-1-0	Lost 1	Allows 5+ Goals	0-2-0	1-87-3	Lost 54				

SCHAFER MISCELLANEA

SCHAFER'S ALL-TIME VICTORIES				
11/10/95	vs. Brown	W, 4-1	1	
1/19/98	at Colgate	W, 3-2 (OT)	50	
3/10/01	vs. Princeton	W, 2-1	100	
3/1/03	at Yale	W, 3-0	150	
10/28/05	vs. Michigan State	W, 4-2	200	
3/7/08	vs. Dartmouth	W, 3-2	250	
11/27/10	vs. Colgate	W, 4-3	300	
11/1/13	vs. Princeton	W, 4-2	350	
1/7/17	at Merrimack	W, 1-0	400	
2/1/19	at Union	W, 4-0	450	
11/4/22	at Princeton	W, 3-1	500	
1/24/25	vs. Harvard	W, 4-1	550	
2/22/25	vs. <i>St. Lawrence</i>	W, 6-0	554	
GOALS SCORED UNDER SCHAFER • ALL GAMES				
11/10/95	Chad Wilson	A Michigan State	1	
2/23/96	Jeff Burgoyne	H Union	100	
1/25/97	Darren Tymchyshyn	H Ferris State	200	
1/17/98	Jeff Oates	H Colgate	300	
1/29/99	Denis Ladouceur	A Princeton	400	
2/4/00	Larry Pierce	A Harvard	500	
2/17/01	Mark McRae	H Vermont	600	
2/16/02	Matt McRae	A Vermont	700	
1/17/03	Ryan Vesce	A Union	800	
11/29/03	Byron Bitz	H Mercyhurst	900	
12/29/04	Cam Abbott	N Maine	1000	
12/2/05	Chris Abbott	H Princeton	1100	
12/1/06	Mitch Carefoot	H RPI	1200	
1/20/08	Topher Scott	H Clarkson	1300	
1/17/09	Michael Kennedy	A RPI	1400	
1/15/10	Locke Jillson	A Clarkson	1500	
1/14/11	Joe Devin	H RPI	1600	
1/21/12	Joakim Ryan	H Harvard	1700	
2/16/13	Nick D'Agostino	A Harvard	1800	
3/15/14	Patrick McCarron	H Clarkson	1900	
1/9/16	Jeff Kubiak	H Merrimack	2000	
2/3/17	Anthony Angello	A Union	2100	
1/19/18	Anthony Angello	H Colgate	2200	
2/1/19	Morgan Barron	A Union	2300	
1/10/20	Jeff Malott	A RPI	2400	
1/1/22	Ondrej Psenicka	A Arizona State	2500	
1/6/23	Jack Malone	A Union	2600	
12/29/23	Dalton Bancroft	N UMass	2700	
11/23/24	Dalton Bancroft	H Princeton	2800	
2/22/25	<i>Dalton Bancroft</i>	<i>H St. Lawrence</i>	<i>2860</i>	
SCHAFER'S RECORD AGAINST OPPONENTS				
<i>Bold denotes 2024-25 opponent</i>				
AIC	1-0-1	Minnesota State	1-0-0	
Air Force	1-0-0	New Hampshire	4-4-0	
Alabama-Huntsville	5-0-1	Niagara	15-2-0	
Alaska	2-0-0	<b>North Dakota</b>	<b>6-4-0</b>	
<b>Arizona State</b>	<b>4-3-1</b>	Northeastern	5-0-0	
Army	1-1-1	Northern Michigan	4-1-1	
Bemidji State	0-1-0	Notre Dame	1-0-0	
Boston College	1-1-0	Ohio State	6-5-0	
Boston University	7-8-2	Omaha	2-1-1	
Bowling Green	0-1-1	Penn State	1-0-0	
<b>Brown</b>	<b>47-8-6</b>	<b>Princeton</b>	<b>47-18-3</b>	
Canisius	2-0-0	Providence	2-3-1	
<b>Clarkson</b>	<b>45-23-12</b>	<b>Quinnipiac</b>	<b>27-21-6</b>	
<b>Colgate</b>	<b>40-19-12</b>	RIT	2-2-0	
Colorado College	4-3-1	Robert Morris	1-0-0	
<b>Dartmouth</b>	<b>32-25-8</b>	<b>RPI</b>	<b>39-19-9</b>	
Denver	2-4-0	<b>Sacred Heart</b>	<b>2-3-1</b>	
Ferris State	2-3-0	St. Cloud State	1-1-0	
<b>Harvard</b>	<b>43-25-9</b>	<b>St. Lawrence</b>	<b>33-20-8</b>	
Lake Superior State	0-1-1	UConn	1-0-0	
Maine	2-5-3	<b>UMass</b>	<b>4-1-2</b>	
Mercyhurst	0-1-1	UMass Lowell	0-2-0	
Merrimack	4-2-0	<b>Union</b>	<b>40-20-9</b>	
Miami (Ohio)	4-3-0	Vermont	13-2-4	
Michigan	2-0-1	Wayne State	1-1-0	
Michigan State	3-5-1	Western Michigan	6-1-1	
Minnesota	0-1-0	Wisconsin	1-1-0	
Minnesota Duluth	2-2-1	<b>Yale</b>	<b>33-20-9</b>	

FIVE-YEAR SITUATIONAL BREAKDOWNS

	2019-20	2021-22	2022-23	2023-24	2024-25	FIVE-YEAR TOTAL	SCHAFER TOTAL
Overall	23-2-4	18-10-4	21-11-2	22-7-6	12-9-6	<b>96-39-22</b>	<b>554-298-117</b>
ECAC Hockey games	18-2-2	12-6-4	15-6-1	12-6-4	9-7-4	<b>66-27-15</b>	<b>364-183-87</b>
Ivy League games	8-1-1	5-3-2	8-2-0	5-2-3	5-2-2	<b>31-10-8</b>	<b>174-82-33</b>
Non-conference games	5-0-2	6-4-0	6-5-1	10-1-2	3-2-2	<b>30-12-7</b>	<b>190-115-30</b>
At home	11-0-2	9-4-3	12-3-1	10-3-2	8-4-1	<b>50-14-9</b>	<b>292-111-48</b>
On the road	10-2-1	8-6-1	7-6-1	8-3-2	3-5-4	<b>36-22-9</b>	<b>199-131-56</b>
At a neutral site	2-0-1	1-0-0	2-2-0	4-1-2	1-0-1	<b>10-3-4</b>	<b>63-56-13</b>
Leading after 1st period	15-0-0	10-3-3	15-2-1	14-0-1	9-0-3	<b>63-5-8</b>	<b>292-46-29</b>
Trailing after 1st period	0-1-0	2-6-1	3-4-1	1-4-1	3-5-1	<b>9-20-4</b>	<b>68-152-30</b>
Tied after 1st period	8-1-4	6-1-0	3-5-0	7-3-4	0-4-2	<b>24-14-10</b>	<b>194-100-58</b>
Leading after 2nd period	20-0-0	12-0-1	19-0-0	19-0-2	8-0-0	<b>78-0-3</b>	<b>424-22-29</b>
Trailing after 2nd period	0-2-3	3-8-1	1-7-1	2-4-1	3-7-3	<b>9-28-9</b>	<b>34-201-33</b>
Tied after 2nd period	3-0-1	3-2-2	1-4-1	1-3-3	1-2-3	<b>9-11-10</b>	<b>96-75-55</b>
Outshooting opponent	17-1-3	12-8-2	18-6-2	15-5-4	8-5-4	<b>70-25-15</b>	<b>344-139-63</b>
Outshot by opponent	3-1-1	5-1-2	2-4-0	7-2-2	2-4-2	<b>19-12-7</b>	<b>191-148-51</b>
Shots are even	3-0-0	1-1-0	1-1-0	0-0-0	2-0-0	<b>7-2-0</b>	<b>19-11-3</b>
One-goal margin	3-1	7-7	6-7	4-5	1-2	<b>21-22</b>	<b>203-139</b>
Two-goal margin	7-0	3-1	5-2	6-1	5-3	<b>26-7</b>	<b>130-66</b>
Three-plus-goal margin	13-1	8-2	10-2	12-1	6-4	<b>49-10</b>	<b>221-93</b>
Scoring first	20-0-1	12-2-3	18-3-1	17-3-4	8-0-4	<b>75-8-13</b>	<b>404-89-59</b>
Opponent scores first	3-2-3	6-8-1	3-8-1	5-4-2	4-9-2	<b>21-29-7</b>	<b>150-209-51</b>
In October	0-0-0	2-0-0	0-2-0	2-0-0	0-0-0	<b>4-2-0</b>	<b>18-10-2</b>
In November	9-0-0	6-1-0	6-2-0	3-3-1	4-2-3	<b>28-8-4</b>	<b>138-65-25</b>
In December	1-1-0	1-0-1	2-1-1	1-1-2	1-1-0	<b>6-4-4</b>	<b>54-32-19</b>
In January	4-1-4	4-3-2	5-2-0	5-0-1	3-4-2	<b>21-10-9</b>	<b>114-65-37</b>
In February	9-0-0	4-4-1	5-2-1	5-1-2	4-2-1	<b>22-10-9</b>	<b>135-68-31</b>
In March	0-0-0	1-2-0	3-2-0	6-2-0	0-0-0	<b>10-6-0</b>	<b>94-57-3</b>
On Sunday	1-0-0	0-2-0	0-0-0	0-0-0	0-0-0	<b>1-3-0</b>	<b>19-19-5</b>
On Monday	0-0-0	0-0-0	0-0-0	0-0-0	0-0-0	<b>0-0-0</b>	<b>3-2-0</b>
On Tuesday	0-0-0	0-1-0	1-0-0	0-0-0	0-0-0	<b>1-1-0</b>	<b>13-7-3</b>
On Wednesday	0-0-0	0-0-0	0-0-0	0-0-0	0-0-0	<b>0-0-0</b>	<b>3-4-1</b>
On Thursday	0-0-0	0-0-0	2-0-0	1-0-0	0-0-0	<b>3-0-0</b>	<b>7-8-1</b>
On Friday	11-1-1	7-5-1	10-4-1	11-3-2	7-4-2	<b>46-17-7</b>	<b>260-106-45</b>
On Saturday	11-1-3	11-2-3	8-6-1	10-4-4	5-5-4	<b>45-18-15</b>	<b>249-152-62</b>
First of back-to-back	12-1-1	7-6-1	11-3-0	11-3-2	7-4-2	<b>48-17-8</b>	<b>275-111-44</b>
Second of back-to-back	10-1-3	9-2-3	7-5-2	9-3-3	5-5-3	<b>40-16-14</b>	<b>227-143-58</b>
Third in three days	0-0-0	0-1-0	0-0-0	0-0-0	0-0-0	<b>0-1-0</b>	<b>7-5-0</b>
In a single game	1-0-0	2-1-0	3-3-0	2-1-0	0-0-1	<b>8-5-1</b>	<b>45-39-15</b>
In overtime	0-0-4	4-1-4	0-2-2	2-2-6	1-0-6	<b>7-5-22</b>	<b>52-44-117</b>
In shootouts	0-0	0-4	1-1	4-2	5-1	<b>10-8</b>	<b>14-11</b>
vs. ECAC Hockey opp.	18-2-2	13-8-4	17-7-1	16-6-4	9-7-5	<b>73-28-14</b>	<b>438-221-93</b>
vs. Atlantic Hockey opp.	0-0-0	0-0-0	2-0-1	0-0-0	0-1-1	<b>2-1-2</b>	<b>12-5-3</b>
vs. Big Ten opp.	3-0-0	0-0-0	0-0-0	0-0-0	0-0-0	<b>3-0-0</b>	<b>4-3-0</b>
vs. CCHA opp.	0-0-0	0-0-0	0-0-0	0-0-0	0-0-0	<b>0-0-0</b>	<b>18-14-4</b>
vs. Hockey East opp.	1-0-1	1-0-0	1-2-0	2-0-1	1-0-0	<b>6-2-2</b>	<b>30-26-8</b>
vs. NCHC opp.	0-0-0	2-0-0	1-2-0	2-1-0	2-1-0	<b>7-4-0</b>	<b>13-9-1</b>
vs. Independent opp.	0-0-0	2-2-0	0-0-0	2-0-1	0-0-0	<b>4-2-1</b>	<b>10-3-3</b>
vs. Ranked Opponents	6-1-3	5-1-1	3-8-0	7-2-2	2-4-3	<b>23-16-9</b>	<b>121-108-33</b>

TEAM GOALS IN A GAME

1.	11	11/13/21 vs. RPI (W, 11-3)
2.	10	11/20/99 vs. Clarkson (W, 10-4)
	10	2/4/23 vs. Union (W, 10-1)
4.	9	3/9/18 vs. Quinnipiac (W, 9-1)
5.	8	1/23/96 vs. UMass (W, 8-1)
	8	3/8/96 vs. Colgate (W, 8-1)
	8	3/9/96 vs. Colgate (W, 8-3)
	8	2/6/99 vs. Princeton (W, 8-4)
	8	11/12/99 vs. Brown (W, 8-1)
	8	2/11/00 at Clarkson (W, 8-3)
	8	11/15/02 at Vermont (W, 8-0)
	8	2/8/03 vs. Vermont (W, 8-1)
	8	2/17/07 vs. Princeton (W, 8-4)
	8	12/29/22 vs. AIC (W, 8-4)

INDIVIDUAL GOALS IN A GAME

1.	4	Max Andreev	vs. RPI (11/13/21)
2.	3	Brad Chartrand	vs. Harvard (11/11/95)
	3	P.C. Drouin	at Union (12/10/95)
	3	Kyle Knopp	at Brown (2/17/96)
	3	David Kozier	at Harvard (11/13/98)
	3	Matt Moulson	vs. Dartmouth (2/7/03)
	3	Ryan Vesce	at Princeton (11/8/03)
	3	Matt Moulson	at Harvard (1/9/04)
	3	Mike Knoepfli	vs. Clarkson (3/12/04)
	3	Matt Moulson	vs. Union (2/19/05)
	3	Colin Greening	vs. Dartmouth (2/29/08)
	3	Tyler Roeszler	vs. Colgate (1/22/11)
	3	Mitch Vanderlaan	at Yale (11/12/16)
	3	Jeff Malott	at Princeton (1/13/17)
	3	Noah Bauld	vs. St. Lawrence (11/17/17)
	3	Kyle Betts	vs. Canisius (12/30/17)
	3	Anthony Angello	at Harvard (1/26/18)
	3	Morgan Barron	vs. Yale (11/9/19)
	3	Ben Berard	vs. Clarkson (2/29/20)
	3	Ben Berard	at Dartmouth (11/6/21)
	3	Matt Stienburg	at St. Lawrence (12/3/21)
	3	Dalton Bancroft	vs. UConn (11/26/22)
	3	Jonathan Castagna	vs. Princeton (1/19/24)
	3	Dalton Bancroft	vs. St. Lawrence (2/22/25)

TEAM ASSISTS IN A GAME

1.	22	11/13/21 vs. RPI (W, 11-3)
2.	20	11/20/99 vs. Clarkson (W, 10-4)
	20	11/20/99 vs. Clarkson (W, 10-4)
4.	18	3/9/18 vs. Quinnipiac (W, 9-1)
	18	2/4/23 vs. Union (W, 10-1)
6.	16	1/23/96 vs. UMass (W, 8-1)
	16	3/8/96 vs. Colgate (W, 8-1)
	16	3/9/96 vs. Colgate (W, 8-3)
	16	2/6/99 vs. Princeton (W, 8-4)
	16	11/12/99 vs. Brown (W, 8-1)
	16	2/11/00 at Clarkson (W, 8-3)
	16	11/15/02 at Vermont (W, 8-0)
	16	2/8/03 vs. Vermont (W, 8-1)
	16	2/17/07 vs. Princeton (W, 8-4)
	16	12/29/22 vs. AIC (W, 8-4)

INDIVIDUAL ASSISTS IN A GAME

1.	4	Jeff Burgoyne	vs. Princeton (2/6/99)
	4	Kyle Knopp	at RPI (2/26/99)
	4	Mark McRae	at Clarkson (2/11/00)
	4	Mike Knoepfli	vs. Vermont (2/8/03)
	4	Ryan Vesce	at Princeton (11/8/03)
	4	Ryan Vesce	at Harvard (1/9/04)
	4	Byron Bitz	vs. Princeton (2/13/04)
	4	Brenden Locke	vs. Quinnipiac (3/9/18)
	4	Yanni Kaldis	vs. Quinnipiac (3/9/18)
	4	Nick DeSantis	at RPI (1/7/23)
11.	3	83 times by 57 players	
		Last: Sullivan Mack, at Brown (2/14/25)	

TEAM POINTS IN A GAME

1.	33	11/13/21 vs. RPI (W, 11-3; 11g-22a)
2.	30	11/20/99 vs. Clarkson (W, 10-4; 10g-20a)
3.	28	2/4/23 vs. Union (W, 10-1; 10g-18a)
4.	27	3/9/18 vs. Union (W, 10-1; 9g-18a)
5.	24	1/23/96 vs. Quinnipiac (W, 9-1; 8g-16a)
	24	3/8/96 vs. UMass (W, 8-1; 8g-16a)
	24	3/9/96 vs. Colgate (W, 8-1; 8g-16a)
	24	2/6/99 vs. Colgate (W, 8-3; 8g-16a)
	24	11/12/99 vs. Princeton (W, 8-4; 8g-16a)
	24	2/11/00 vs. Brown (W, 8-1; 8g-16a)
	24	11/15/02 at Clarkson (W, 8-3; 8g-16a)
	24	2/8/03 at Vermont (W, 8-0; 8g-16a)
	24	2/17/07 vs. Vermont (W, 8-1; 8g-16a)
	24	12/29/22 vs. Princeton (W, 8-4; 8g-16a)

INDIVIDUAL POINTS IN A GAME

1.	7	Ryan Vesce (3g-4a)	at Princeton (11/8/03)
2.	6	Max Andreev (4g-2a)	vs. Union (11/13/21)
3.	5	Kyle Knopp (2g-3a)	at Union (12/10/95)
	5	Denis Ladouceur (2g-3a)	vs. Clarkson (11/20/99)
5.	4	44 times by 34 players	
		Last: Dalton Bancroft (3g-a), vs. SLU (2/22/25)	

POWER-PLAY GOALS IN A GAME

1.	6	2/4/23 vs. Union (W, 10-1)
2.	5	12/10/95 at Union (T, 5-5 — OT)
	5	2/8/03 vs. Vermont (W, 8-1)
4.	4	12/1/95 vs. Yale (W, 6-2)
	4	2/16/96 at Harvard (W, 5-4 — OT)
	4	2/6/99 vs. Princeton (W, 8-4)
	4	11/6/09 vs. Dartmouth (W, 5-1)
	4	10/26/13 at Omaha (W, 4-3)
9.	3	46 times, Last: 1/21/23 vs. Princeton (W, 3-2)

SHORT-HANDED GOALS IN A GAME

1.	2	11/11/95 vs. Harvard (W, 5-3)
	2	12/2/95 vs. Princeton (T, 5-5 — OT)
	2	2/7/97 at Dartmouth (W, 5-3)
	2	2/6/99 vs. Princeton (W, 8-4)
	2	3/11/05 vs. Clarkson (W, 5-0)
	2	1/13/12 at Quinnipiac (W, 2-1)
7.	1	57 times, Last: 2/3/23 vs. Clarkson (W, 7-2)

TEAM SAVES IN A GAME

1.	60	3/17/13 at Quinnipiac (L, 2-3 — 2OT)
2.	59	3/26/06 vs. Wisconsin (L, 0-1 — 3OT)
3.	52	12/27/96 vs. Providence (W, 4-3 — 3OT)
	52	2/13/10 vs. Yale (L, 1-2 — OT)
5.	47	11/22/97 vs. Yale (L, 1-2 — OT)
	47	11/24/98 at Northeastern (W, 4-2)
7.	46	12/10/95 at Union (T, 5-5 — OT)
	46	3/9/12 vs. Dartmouth (W, 4-3 — 2OT)
9.	45	3/1/96 at Clarkson (L, 1-2 — OT)
	45	3/16/01 vs. Harvard (W, 5-2)
	45	11/30/07 vs. UMass (T, 0-0 — OT)

INDIVIDUAL SAVES IN A GAME

1.	60	Andy Iles	at Quinnipiac (3/17/13 — 2OT)
2.	59	David McKee	vs. Wisconsin (3/26/06 — 3OT)
3.	52	Jean-Marc Pelletier	vs. Providence (12/27/96 — 3OT)
	52	Ben Scrivens	vs. Yale (2/13/10 — OT)
5.	47	Jason Elliott	vs. Yale (11/22/97 — OT)
	47	Matt Underhill	at Northeastern (11/24/98)
7.	46	Jason Elliott	at Union (12/10/95 — OT)
	46	Andy Iles	vs. Dartmouth (W, 4-3 — 2OT)
9.	45	Jason Elliott	at Clarkson (3/1/96 — OT)
	45	Matt Underhill	vs. Harvard (3/16/01)
	45	Ben Scrivens	vs. UMass (11/30/07 — OT)

QUICKEST GOALS TO BEGIN GAME

1.	0:08	Dalton Bancroft	vs. Yale (11/8/24)
2.	0:16	Ryan O'Byrne	at St. Lawrence (2/25/05)
3.	0:22	Tristan Mullin	at Brown (2/15/19)
4.	0:25	Matt McRae	at Yale (11/30/01)
5.	0:27	Denis Ladouceur	vs. Union (12/4/98)
6.	0:28	Anthony Angello	vs. RPI (2/27/16)
7.	0:29	Jamie Papp	vs. Harvard (3/7/97)
8.	0:31	Ryan Vesce (PP)	at Harvard (2/15/03)
	0:31	Nick D'Agostino	vs. Harvard (2/18/11)
10.	0:32*	Dalton Bancroft	vs. UConn (11/26/22)

\* - denotes game-winning goal

LATEST GOALS IN REGULATION

1.	59:59	Tyler Mugford (EN)	vs. Robert Morris (10/26/06)
	59:59	Blake Gallagher (EN)	vs. Brown (2/12/10)
	59:59	Anthony Angello (EN)	at Yale (11/12/16)
	59:59	Anthony Angello (EN)	at Harvard (1/26/18)
5.	59:58*	Alec McCrea (PP)	vs. Harvard (11/11/17)
6.	59:57	Kyle Knopp (EN)	vs. St. Lawrence (3/1/97)
	59:57	Vinnie Auger (PP/EN)	vs. Northeastern (11/1/97)
	59:57	Krzysztof Wieckowski (EN)	at Boston Univ. (11/25/01)
9.	59:56	Colin Greening (EN)	vs. Colgate (11/24/09)
10.	59:55	Shane Palahicky (PP)	vs. Yale (11/8/02)
	59:55	Sullivan Mack (EN)	vs. North Dakota (11/1/24)

\* - denotes game-winning goal

QUICKEST GAME-WINNING GOALS

1.	0:32	Dalton Bancroft	vs. UConn (11/26/22)
2.	0:37	Michael Kennedy	at RPI (1/17/09)
3.	0:42	Taylor Davenport	vs. Union (12/2/06)
4.	0:46	Sullivan Mack	at Princeton (2/26/22)
5.	1:21	Brenden Locke	vs. Union (3/16/19)
6.	1:23	Ryan Walsh	vs. Harvard (1/24/25)
7.	1:38	Mike Iggulden	at Clarkson (2/26/05)
8.	1:49	Max Andreev	vs. St. Lawrence (2/28/20)
9.	1:59	Cam Abbott	at Union (1/17/03)
10.	2:17	Trevor Yates	vs. Colgate (11/13/15)

LATEST GAME-WINNING GOALS

1.	110:14	David Adler (3OT)	vs. Providence (12/27/96)
2.	97:40	Sean Whitney (2OT)	vs. Dartmouth (3/9/12)
3.	90:32	Matt Moulson (2OT)	vs. Clarkson (3/11/06)
4.	89:54	Colin Greening (2OT)	vs. Princeton (3/20/09)
5.	88:30	Raymond Sawada (2OT)	vs. Clarkson (3/10/06)
6.	81:09	Matt McRae (2OT)	vs. Boston College (3/30/03)
7.	72:32	Brian Ferlin (OT)	vs. Clarkson (3/16/14)
8.	70:41	Joe Devin (OT)	vs. Quinnipiac (3/13/11)
9.	67:25	David Kozier (OT)	vs. Princeton (3/9/01)
10.	64:46	Mark McRae (PP/OT)	at Vermont (1/12/01)

LATEST GAME-WINNING GOALS (NON-OT)

1.	59:58	Alec McCrea (PP)	vs. Harvard (11/11/17)
2.	59:54	Ben Berard	at Dartmouth (11/6/21)
3.	59:44	Sam Paolini	vs. Yale (2/9/02)
4.	59:42	Evan Barlow	vs. Northeastern (3/28/09)
5.	59:41	Larry Pierce	vs. Niagara (11/6/98)
6.	59:37	Mark McCutcheon	vs. Quinnipiac (12/3/05)
7.	59:35	Yanni Kaldis (PP)	at RPI (2/4/17)
8.	59:34	Travis Bell	at St. Lawrence (1/26/02)
9.	59:21	Mark McCutcheon	at Colgate (2/4/06)
10.	59:20	Colin Greening (EN)	at Yale (11/9/07)

Bold denotes accomplished this season



SINGLE-SEASON AND CAREER LEADERS UNDER SCHAFER

GOALS IN A SEASON

1.	24	Brad Chartrand	1995-96
2.	22	Matt Moulson	2004-05
3.	19	Ryan Vesce	2002-03
4.	18	P.C. Drouin	1995-96
	18	Matt Moulson	2003-04
	18	Matt Moulson	2005-06
	18	Blake Gallagher	2009-10
8.	17	Joe Devin	2010-11
9.	15	Five times by five players <b>Last:</b> Morgan Barron (2018-19)	

GOALS BY DEFENSEMAN, SEASON

1.	13	Chad Wilson	1996-97
2.	11	Tony Bergin	1996-97
	11	Doug Murray	2001-02
4.	9	Mark McRae	2002-03
	9	Charlie Cook	2004-05
6.	8	Mark McRae	2000-01
	8	Mark McRae	2001-02
	8	Nick D'Agostino	2011-12
	8	Joakim Ryan	2013-14
	8	Sam Malinski	2022-23

ASSISTS IN A SEASON

1.	33	Stephen Bâby	2002-03
2.	32	Kyle Knopp	1998-99
3.	30	Gabriel Seger	2023-24
4.	26	Steve Wilson	1995-96
	26	Ryan Vesce	2002-03
6.	25	Greg Miller	2010-11
7.	24	Yanni Kaldis	2018-19
8.	23	Stephen Bâby	2001-02
	23	Riley Nash	2009-10
	23	Gabriel Seger	2022-23

ASSISTS BY DEFENSEMAN, SEASON

1.	26	Steve Wilson	1995-96
2.	24	Yanni Kaldis	2018-19
3.	22	Mark McRae	2001-02
4.	21	Doug Murray	2001-02
5.	20	Doug Murray	2002-03
	20	Joakim Ryan	2012-13
	20	Yanni Kaldis	2019-20
8.	19	Mark McRae	2002-03
	19	Charlie Cook	2003-04
	19	Patrick McCarron	2016-17

POINTS IN A SEASON

1.	45	Ryan Vesce	2002-03
2.	44	Gabriel Seger	2023-24
3.	43	Brad Chartrand	1995-96
4.	42	Kyle Knopp	1998-99
	42	Matt Moulson	2004-05
6.	41	Stephen Bâby	2002-03
7.	38	Matt Moulson	2005-06
8.	37	Blake Gallagher	2009-10
9.	35	Matt Moulson	2003-04
	35	Colin Greening	2009-10
	35	Riley Nash	2009-10

POINTS BY DEFENSEMAN, SEASON

1.	32	Doug Murray	2001-02
2.	30	Steve Wilson	1995-96
	30	Mark McRae	2001-02
4.	28	Mark McRae	2002-03
	28	Yanni Kaldis	2018-19
6.	26	Sam Malinski	2022-23
7.	25	Doug Murray	2002-03
	25	Patrick McCarron	2016-17
	25	Yanni Kaldis	2019-20
10.	24	Joakim Ryan	2013-14

TEAM GOALS IN A SEASON

1.	139	1995-96	# of players with goals:	19
2.	133	2002-03	# of players with goals:	19
3.	123	1996-97	# of players with goals:	19
4.	118	2001-02	# of players with goals:	21
5.	115	2023-24	# of players with goals:	18
6.	112	2004-05	# of players with goals:	18
	112	2022-23	# of players with goals:	22
8.	108	2018-19	# of players with goals:	21
9.	107	2009-10	# of players with goals:	20
10.	104	1999-00	# of players with goals:	19
	104	2019-20	# of players with goals:	21

TEAM ASSISTS IN A SEASON

1.	237	1995-96	# of players with assists:	19
2.	236	2002-03	# of players with assists:	21
3.	198	2001-02	# of players with assists:	22
4.	195	2023-24	# of players with assists:	21
	195	2022-23	# of players with assists:	22
6.	193	1996-97	# of players with assists:	20
7.	190	2019-20	# of players with assists:	22
8.	186	2004-05	# of players with assists:	21
	186	2018-19	# of players with assists:	22
10.	181	2009-10	# of players with assists:	20

TEAM POINTS IN A SEASON

1.	376	1995-96	# of players with points:	20
2.	369	2002-03	# of players with points:	21
3.	316	2001-02	# of players with points:	23
	316	1996-97	# of players with points:	20
5.	310	2023-24	# of players with points:	21
6.	307	2022-23	# of players with points:	22
7.	298	2004-05	# of players with points:	21
8.	294	2019-20	# of players with points:	23
	294	2018-19	# of players with points:	22
10.	288	2009-10	# of players with points:	22

TEAM SAVES IN A SEASON

1.	1004	1997-98	Matches:	33	SV/match:	30.42
2.	978	1996-97	Matches:	35	SV/match:	27.94
3.	949	2010-11	Matches:	34	SV/match:	27.91
4.	948	2007-08	Matches:	36	SV/match:	26.33
5.	936	2015-16	Matches:	34	SV/match:	27.53
6.	915	2009-10	Matches:	34	SV/match:	26.91
7.	904	2012-13	Matches:	34	SV/match:	26.59
8.	898	1995-96	Matches:	34	SV/match:	26.41
9.	879	2016-17	Matches:	35	SV/match:	25.11
10.	870	2011-12	Matches:	35	SV/match:	24.86

SEASON GOALS-AGAINST AVERAGE

1.	1.24	2004-05	GA:	44	Minutes:	2134:19
2.	1.26	2002-03	GA:	46	Minutes:	2187:32
3.	1.52	2017-18	GA:	50	Minutes:	1978:38
4.	1.54	2019-20	GA:	45	Minutes:	1750:43
5.	1.68	2001-02	GA:	61	Minutes:	2176:41
6.	1.80	2023-24	GA:	64	Minutes:	2135:41
7.	1.82	2003-04	GA:	59	Minutes:	1942:47
8.	1.84	2009-10	GA:	63	Minutes:	2049:53
9.	1.849	2008-09	GA:	64	Minutes:	2076:35
10.	1.854	2022-23	GA:	63	Minutes:	2038:42

SEASON SHUTOUTS

1.	10	2004-05	
	10	2017-18	
3.	9	2002-03	
4.	7	2009-10	
	7	2008-09	
	7	2015-16	
7.	6	2011-12	
8.	5	Six times, <b>Last:</b> 2021-22	

*Bold denotes accomplished this season / active player*

CAREER GOALS

1.	71	Matt Moulson	2002-06
2.	53	Colin Greening	2006-10
3.	46	Doug Stienstra	1996-00
	46	Ryan Vesce	2000-04
5.	45	Ryan Moynihan	1996-00
6.	41	Mitch Vanderlaan	2015-19
7.	40	Kyle Knopp	1995-99
8.	37	Sam Paolini	1999-03
	37	Riley Nash	2007-10
	37	Joe Devin	2007-11
<b>T11.</b>	<b>36</b>	<b>Ondrej Psenicka</b>	<b>2021-Pr.</b>

CAREER ASSISTS

1.	93	Kyle Knopp	1995-99
2.	86	Stephen Bâby	1999-03
3.	82	Ryan Vesce	2000-04
	82	Topher Scott	2004-08
5.	72	Yanni Kaldis	2016-20
6.	68	Mark McRae	1999-03
7.	67	Matt Moulson	2002-06
8.	64	Riley Nash	2007-10
	64	Greg Miller	2009-13
10.	63	Blake Gallagher	2006-10

CAREER POINTS

1.	138	Matt Moulson	2002-06
2.	133	Kyle Knopp	1995-99
3.	128	Ryan Vesce	2000-04
4.	115	Stephen Bâby	1999-03
	115	Colin Greening	2006-10
6.	107	Topher Scott	2004-08
7.	106	Ryan Moynihan	1996-00
8.	101	Riley Nash	2007-10
9.	99	Doug Stienstra	1996-00
10.	98	Mark McRae	1999-03
	98	Greg Miller	2009-13

CAREER SAVES

1.	2,988	Andy Iles	2010-14
2.	2,824	Ben Scrivens	2006-10
3.	2,403	Mitch Gillam	2013-17
4.	2,208	David McKee	2003-06
<b>5.</b>	<b>2,157</b>	<b>Ian Shane</b>	<b>2021-Pr.</b>
6.	2,052	Matt Underhill	1998-02
7.	1,977	Jason Elliott	1995-98
8.	1,844	Matthew Galajda	2017-20
9.	935	Dave LeNeveu	2001-03
10.	906	Ian Burt	1997-01

CAREER GOALS-AGAINST AVERAGE

1.	1.29	Dave LeNeveu	2001-03
2.	1.64	Matthew Galajda	2017-20
3.	1.71	David McKee	2003-06
<b>4.</b>	<b>1.85</b>	<b>Ian Shane</b>	<b>2021-Pr.</b>
5.	1.91	Ben Scrivens	2006-10
6.	2.15	Mitch Gillam	2013-17
7.	2.26	Andy Iles	2010-14
8.	2.29	Troy Davenport	2004-08
9.	2.32	Matt Underhill	1998-02
10.	2.33	Mike Garman	2008-11

CAREER SHUTOUTS

1.	19	Matthew Galajda	2017-20
	19	Ben Scrivens	2006-10
3.	18	David McKee	2003-06
<b>4.</b>	<b>13</b>	<b>Ian Shane</b>	<b>2021-Pr.</b>
5.	11	Dave LeNeveu	2001-03
	11	Mitch Gillam	2013-17
7.	9	Andy Iles	2010-14
8.	6	Matt Underhill	1998-02
9.	4	Jason Elliott	1995-98
10.	3	Hayden Stewart	2014-18

## SCHAFER'S ALUMNI IN THE NHL (AS OF FEB. 26)



### MORGAN BARRON

F | Winnipeg | CU from 2017-20

#### 2024-25 STATS

GP	G	A	PTS
52	5	3	8

#### CAREER NHL STATS

GP	G	A	PTS
234	27	26	53



### SAM MALINSKI

D | Colorado | CU from 2019-23

#### 2024-25 STATS

GP	G	A	PTS
56	2	5	7

#### CAREER NHL STATS

GP	G	A	PTS
79	5	12	17

## BIG RED NHLers UPCOMING SCHEDULE

### THURSDAY, FEB. 27

• Winnipeg at Nashville, 8:00

### FRIDAY, FEB. 28

• Minnesota at Colorado, 9:00

### SATURDAY, MARCH 1

• Philadelphia at Winnipeg, 7:00

### TUESDAY, MARCH 4

• Winnipeg at N.Y. Islanders, 7:30

• Pittsburgh at Colorado, 9:00

## #PRORED TRACKER

LAST UPDATED: FEB. 24, 2025

### NORTH AMERICA NHL (2)

• Morgan Barron — Winnipeg  
• Sam Malinski — Colorado

### AHL (11)

• Anthony Angello — Milwaukee  
• Cole Bardreau — Bridgeport  
• Ben Berard — Abbotsford  
• Jacob MacDonald — Colorado  
• Jack Malone — Utica  
• Jeff Malott — Ontario  
• Travis Mitchell — Bridgeport  
• Riley Nash — Hartford  
• Joakim Ryan — Chicago  
• Gabriel Seger — Grand Rapids  
• Matt Stienburg — Colorado

### ECHL (2)

• Max Andreev - Kansas City  
• Kyle Betts — Florida

### SPHL (1)

• Hayden Stewart - Birmingham Bulls

### INTERNATIONAL AUSTRIA - ICEHL (1)

• Sean Collins — Black Wings Linz

### CZECHIA - EXTRALIGA (1)

• Joe Leahy - HC Vítkovice

### ENGLAND - EIHL (1)

• Michael Regush — Coventry Blaze

### GERMANY - DEL (3)

• Alex Green — Straubing Tigers  
• Cody Haiskanen — Nürnberg Ice Tigers  
• Alec McCrea — Düsseldorfer EG

### GERMANY - DEL2 (1)

• Jake Weidner — EC Kassel Huskies

### JAPAN - ASIA LEAGUE (1)

• Alex Rauter — Yokohama Grits

### NORWAY (1)

• Mitch Gillam — Frisk Asker

### RUSSIA - KHL (2)

• Kirill Gotovets — Dynamo Moskva  
• Yanni Kaldis — Severstal Cherepovets

### SWEDEN - HOCKEYALLSVENSKAN (1)

• Matt Cairns — IF Björklöven

## CORNELLIANS IN THE NHL



### CORNELLIANS ACTIVELY IN THE NHL (2)

PLAYER	AT CORNELL	NHL SEASON	NHL TEAM
Morgan Barron	2017-20	4th	Winnipeg
Sam Malinski	2019-23	2nd	Colorado

### NHLers TO PLAY FOR SCHAFER AT CORNELL (30)

PLAYER	YEAR(S) COACHED	NHL CAREER	TEAM(S)
Joe Nieuwendyk	1986-87	1987-07	CGY, DAL, NJ, TOR, FLA
Corrie D'Alessio	1987-90	1992-93	HFD
Dan Ratushny	1988-90	1992-93	VAN
Ryan Hughes	1989-90	1995-96	BOS

### AS A HEAD COACH (26)

Brad Chartrand	1995-96	1999-04	LAK
P.C. Drouin	1995-96	1996-97	BOS
Jean-Marc Pelletier	1995-97	1998-04	PHI, PHX
Matt Underhill	1998-02	2003-04	CHI
Douglas Murray	1999-03	2005-14	SJ, PIT, MTL
Ryan Vesce	2000-04	2008-10	SJ
Mike Iggulden	2001-05	2007-09	SJ, NYI
David LeNeveu	2001-03	2005-11	PHX, CBJ
Matt Moulson	2002-06	2007-18	LA, NYI, BUF, MIN
Ryan O'Byrne	2003-06	2007-13	MTL, COL, TOR
Byron Bitz	2003-07	2008-12	BOS, FLA, VAN
Raymond Sawada	2004-08	2008-11	DAL
Colin Greening	2006-10	2010-16	OTT, TOR
Brendon Nash	2006-10	2010-11	MTL
Ben Scrivens	2006-10	2011-16	TOR, LA, EDM, MTL
Riley Nash	2007-10	2011-24	CAR, BOS, CBJ, WPG, TB, ARI, NYR
Sean Collins	2008-12	2012-16	CBJ, WSH
Brian Ferlin	2011-14	2014-15	BOS
Joakim Ryan	2011-15	2017-21	SJ, LA, CAR
Jacob MacDonald	2011-15	2018-24	FLA, COL, SJ
Cole Bardreau	2011-15	2019-23	NYI
Anthony Angello	2015-18	2019-22	PIT
<b>Morgan Barron</b>	<b>2018-20</b>	<b>2020-25</b>	<b>NYR, WPG</b>
Jeff Malott	2016-20	2021-22	WPG
<b>Sam Malinski</b>	<b>2019-23</b>	<b>2023-25</b>	<b>COL</b>
Matt Stienburg	2019-23	2024-25	COL

### CORNELLIANS IN HOCKEY HALL OF FAME (2)



### KEN DRYDEN

G | Montréal | CU from 1966-69

#### CAREER STATS

GP	SV	GAA	SV%
397	10,213	2.24	.922



5-time Vezina Trophy winner; 6-time All-Star



### JOE NIEUWENDYK

F | Calgary, Dallas, New Jersey, Toronto, Florida | CU from 1984-87

#### CAREER STATS

GP	G	A	PTS
1,257	564	562	1,126



1988 Calder; 1995 Clancy; 1999 Conn Smythe

## MALINSKI NETS SECOND GOAL FOR AVS

**NASHVILLE (FEB. 22, 2025)** — Former Cornell defenseman **SAM MALINSKI** '23 scored his second goal of the season, snapping a 39-game goalless streak, in the Colorado Avalanche's 2-1 loss to the Nashville Predators at Bridgestone Arena last Saturday evening.

Malinski took a 96.8 mph slap shot on a drop pass by Jonathan Drouin from the top of the right faceoff circle that beat Predators goaltender Juuse Saros to his high-blocker side.

The goal was Malinski's second point in three games after he registered an assist against in the Avalanche's 4-2 road win over Calgary on Feb. 6.

...

In the American Hockey League (AHL), former Cornell defenseman **JACOB MACDONALD** '15 continues to fill up the stat sheet for the Avalanche's AHL affiliate, Colorado Eagles.

MacDonald had a goal and assist against Texas on Feb. 22, rising his season point total to 37 (21 goals, 16 assists), one point shy of tying Matthew Phillips and T.J. Tynan for the team lead.

MacDonald's career-high 21 goals is tied for the seventh-highest total in the AHL this season and has eight more goals than the second-place holder for defensemen (San Jose's Luca Cagnoni — 13).

Elsewhere in the AHL, former Big Red forward **BEN BERARD** '23 scored his second goal of the season with the Abbotsford Canucks in a 5-3 loss to the San Diego Gulls on Feb. 19, just one day after being called up from the ECHL's Kalamazoo Wings.



## JACK O'BRIEN

#3

**2024-25 STATS: 22 GP, 0 G, 2 A, 2 PTS, 2 PIM**
**Height: 6-0 Weight: 184 lbs. Shoots: Left Year: Junior**
**Hometown: White Rock, British Columbia**
**Previous Team: Nanaimo Clippers (BCHL)**

SEASON	GP	G	A	PTS	SH	SH%	PN-MIN	+/-	PPG	SHG	GWG	BLK	FOW	FOL	FO%
2022-23	1	0	0	0	1	.000	0-0	E	0	0	0	0	0	0	.000
2023-24	9	0	0	0	5	.000	0-0	+4	0	0	0	2	0	0	.000
2024-25	22	0	2	2	12	.000	1-2	+2	0	0	0	6	0	0	.000
<b>TOTALS</b>	<b>32</b>	<b>0</b>	<b>2</b>	<b>2</b>	<b>18</b>	<b>.000</b>	<b>1-2</b>	<b>+6</b>	<b>0</b>	<b>0</b>	<b>0</b>	<b>8</b>	<b>0</b>	<b>0</b>	<b>.000</b>

### O'BRIEN AT A GLANCE

Most Goals \_\_\_\_\_ N/A  
 Most Assists \_\_\_\_\_ 1, (2x), Last: at Yale (2/15/25)  
 Most Points \_\_\_\_\_ 1, (2x), Last: at Yale (2/15/25)  
 First Goal \_\_\_\_\_ N/A  
 First Assist \_\_\_\_\_ at Dartmouth (11/15/24)  
 Last Goal \_\_\_\_\_ N/A  
 Last Assist \_\_\_\_\_ at Yale (2/15/25) - 1 game

Longest Point Streak \_\_\_\_\_ N/A  
 Longest Goal Streak \_\_\_\_\_ N/A  
 Longest Assist Streak \_\_\_\_\_ N/A



## HANK KEMPF

#4

**2024-25 STATS: 27 GP, 2 G, 5 A, 7 PTS, 12 PIM**
**Height: 6-2 Weight: 203 lbs. Shoots: Left Year: Senior**
**Hometown: Wilmette, Ill.**
**Previous Team: Muskegon Lumberjacks (USHL)**


SEASON	GP	G	A	PTS	SH	SH%	PN-MIN	+/-	PPG	SHG	GWG	BLK	FOW	FOL	FO%
2021-22	32	0	8	8	54	.000	3-6	+8	0	0	0	12	0	0	.000
2022-23	31	1	1	2	25	.040	5-10	+12	0	0	0	30	0	0	.000
2023-24	35	1	7	8	34	.029	6-12	+14	0	0	1	59	0	0	.000
2024-25	27	2	5	7	23	.087	6-12	+3	0	0	0	25	0	0	.000
<b>TOTALS</b>	<b>125</b>	<b>4</b>	<b>21</b>	<b>25</b>	<b>136</b>	<b>.029</b>	<b>20-40</b>	<b>+37</b>	<b>0</b>	<b>0</b>	<b>1</b>	<b>126</b>	<b>0</b>	<b>0</b>	<b>.000</b>

### KEMPF AT A GLANCE

Most Goals \_\_\_\_\_ 1, (4x), Last: vs. St. Lawrence (2/22/25)  
 Most Assists \_\_\_\_\_ 2, (2x), Last: vs. St. Lawrence (3/23/24)  
 Most Points \_\_\_\_\_ 2, (2x), Last: vs. St. Lawrence (3/23/24)  
 First Goal \_\_\_\_\_ at RPI (1/7/23)  
 First Assist \_\_\_\_\_ at Dartmouth (11/6/21)  
 Last Goal \_\_\_\_\_ vs. St. Lawrence (2/22/25)  
 Last Assist \_\_\_\_\_ at Clarkson (2/1/25) - 6 games

Longest Point Streak \_\_\_\_\_ 4 games (11/6/21 - 11/19/21)  
 Longest Goal Streak \_\_\_\_\_ N/A  
 Longest Assist Streak \_\_\_\_\_ 4 games (11/6/21 - 11/19/21)



## HOYT STANLEY

#5

**2024-25 STATS: 26 GP, 1 G, 8 A, 9 PTS, 31 PIM**
**Height: 6-3 Weight: 203 lbs. Shoots: Right Year: Sophomore**
**Hometown: West Vancouver, British Columbia**
**Previous Team: Victoria Grizzlies (BCHL)**


SEASON	GP	G	A	PTS	SH	SH%	PN-MIN	+/-	PPG	SHG	GWG	BLK	FOW	FOL	FO%
2023-24	35	2	8	10	37	.054	11-22	+16	0	0	0	25	0	0	.000
2024-25	26	1	8	9	26	.038	10-31	+8	0	0	0	37	0	0	.000
<b>TOTALS</b>	<b>61</b>	<b>3</b>	<b>16</b>	<b>19</b>	<b>63</b>	<b>.048</b>	<b>21-53</b>	<b>+24</b>	<b>0</b>	<b>0</b>	<b>0</b>	<b>62</b>	<b>0</b>	<b>0</b>	<b>.000</b>

### STANLEY AT A GLANCE

Most Goals \_\_\_\_\_ 1, (3x), Last: at Clarkson (2/1/25)  
 Most Assists \_\_\_\_\_ 2, vs. UMass (1/3/25)  
 Most Points \_\_\_\_\_ 2, vs. UMass (1/3/25)  
 First Goal \_\_\_\_\_ vs. UMass (12/29/23)  
 First Assist \_\_\_\_\_ vs. Minnesota Duluth (10/27/23)  
 Last Goal \_\_\_\_\_ at Clarkson (2/1/25) - 6 games  
 Last Assist \_\_\_\_\_ vs. St. Lawrence (2/22/25)

Longest Point Streak \_\_\_\_\_ 3 games (1/13/24 - 1/20/24)  
 Longest Goal Streak \_\_\_\_\_ N/A  
 Longest Assist Streak \_\_\_\_\_ 3 games (1/13/24 - 1/20/24)



## GEORGE FEGARAS

#6

**2024-25 STATS: 21 GP, 1 G, 9 A, 10 PTS, 10 PIM**
**Height: 6-2 Weight: 212 lbs. Shoots: Right Year: Sophomore**
**Hometown: Richmond Hill, Ontario**
**Previous Team: Muskegon Lumberjacks (USHL)**


SEASON	GP	G	A	PTS	SH	SH%	PN-MIN	+/-	PPG	SHG	GWG	BLK	FOW	FOL	FO%
2023-24	33	3	4	7	57	.053	6-12	+9	1	0	0	19	0	0	.000
2024-25	21	1	9	10	35	.029	5-10	E	0	0	0	15	0	0	.000
<b>TOTALS</b>	<b>54</b>	<b>4</b>	<b>13</b>	<b>17</b>	<b>92</b>	<b>.043</b>	<b>11-22</b>	<b>+9</b>	<b>1</b>	<b>0</b>	<b>0</b>	<b>34</b>	<b>0</b>	<b>0</b>	<b>.000</b>

### FEGARAS AT A GLANCE

Most Goals \_\_\_\_\_ 1, (4x), Last: vs. Dartmouth (1/25/25)  
 Most Assists \_\_\_\_\_ 2, (2x), Last: at Colgate (12/7/24)  
 Most Points \_\_\_\_\_ 2, (3x), Last: at Colgate (12/7/24)  
 First Goal \_\_\_\_\_ at Brown (11/4/23)  
 First Assist \_\_\_\_\_ at Brown (11/4/23)  
 Last Goal \_\_\_\_\_ vs. Dartmouth (1/25/25) - 8 games  
 Last Assist \_\_\_\_\_ vs. RPI (2/7/25) - 5 games

Longest Point Streak \_\_\_\_\_ 3 games (1/18/25 - 1/25/25)  
 Longest Goal Streak \_\_\_\_\_ N/A  
 Longest Assist Streak \_\_\_\_\_ 2, (2x), Last: (1/18/25 - 1/24/25)



## JIMMY RAYHILL

#7

**2024-25 STATS: 6 GP, 0 G, 1 A, 1 PTS, 0 PIM**
**Height: 5-9 Weight: 174 lbs. Shoots: Right Year: Senior**
**Hometown: New Hartford, N.Y.**
**Previous Team: Odessa Jackalopes (NAHL)**

SEASON	GP	G	A	PTS	SH	SH%	PN-MIN	+/-	PPG	SHG	GWG	BLK	FOW	FOL	FO%
2021-22	0	0	0	0	0	.000	0-0	E	0	0	0	0	0	0	.000
2022-23	0	0	0	0	0	.000	0-0	E	0	0	0	0	0	0	.000
2023-24	0	0	0	0	0	.000	0-0	E	0	0	0	0	0	0	.000
2024-25	6	0	1	1	3	.000	0-0	E	0	0	0	2	0	1	.000
<b>TOTALS</b>	<b>6</b>	<b>0</b>	<b>1</b>	<b>1</b>	<b>3</b>	<b>.000</b>	<b>0-0</b>	<b>E</b>	<b>0</b>	<b>0</b>	<b>0</b>	<b>2</b>	<b>0</b>	<b>1</b>	<b>.000</b>

### RAYHILL AT A GLANCE

Most Goals \_\_\_\_\_ N/A  
 Most Assists \_\_\_\_\_ 1, vs. St. Lawrence (2/22/25)  
 Most Points \_\_\_\_\_ 1, vs. St. Lawrence (2/22/25)  
 First Goal \_\_\_\_\_ N/A  
 First Assist \_\_\_\_\_ vs. St. Lawrence (2/22/25)  
 Last Goal \_\_\_\_\_ N/A  
 Last Assist \_\_\_\_\_ vs. St. Lawrence (2/22/25)

Longest Point Streak \_\_\_\_\_ N/A  
 Longest Goal Streak \_\_\_\_\_ N/A  
 Longest Assist Streak \_\_\_\_\_ N/A



**LUKE DEVLIN**

#8

**2024-25 STATS: 0 GP, 0 G, 0 A, 0 PTS, 0 PIM****Height:** 6-3 **Weight:** 209 lbs. **Shoots:** Left **Year:** Sophomore**Hometown:** Memphis, Tenn.**Previous Team:** West Kelowna Warriors (BCHL)

SEASON	GP	G	A	PTS	SH	SH%	PN-MIN	+/-	PPG	SHG	GWG	BLK	FOW	FOL	FO%
2023-24	30	6	2	8	29	.207	6-12	+1	0	0	1	7	26	37	.413
2024-25	0	0	0	0	0	.000	0-0	E	0	0	0	0	0	0	.000
<b>TOTALS</b>	<b>30</b>	<b>6</b>	<b>2</b>	<b>8</b>	<b>29</b>	<b>.207</b>	<b>6-12</b>	<b>+1</b>	<b>0</b>	<b>0</b>	<b>1</b>	<b>7</b>	<b>26</b>	<b>37</b>	<b>.413</b>

**DEVLIN AT A GLANCE****Most Goals** \_\_\_\_\_ 1, (6x), Last: at RPI (2/9/24)**Most Assists** \_\_\_\_\_ 1, (2x), Last: at Union (2/10/24)**Most Points** \_\_\_\_\_ 2, vs. Clarkson (2/3/24)**First Goal** \_\_\_\_\_ at Yale (11/3/23)**First Assist** \_\_\_\_\_ vs. Clarkson (2/3/24)**Last Goal** \_\_\_\_\_ at RPI (2/9/24) - 7 games**Last Assist** \_\_\_\_\_ at Union (2/10/24) - 6 games**Longest Point Streak** \_\_\_\_\_ 4 games (2/2/24 - 2/10/24)**Longest Goal Streak** \_\_\_\_\_ 3 games (2/2/24 - 2/9/24)**Longest Assist Streak** \_\_\_\_\_ N/A**JACK O'LEARY**

#9

**2024-25 STATS: 26 GP, 6 G, 9 A, 15 PTS, 19 PIM****Height:** 5-7 **Weight:** 158 lbs. **Shoots:** Right **Year:** Senior**Hometown:** St. James, N.Y.**Previous Team:** Cedar Rapids RoughRiders (USHL)

SEASON	GP	G	A	PTS	SH	SH%	PN-MIN	+/-	PPG	SHG	GWG	BLK	FOW	FOL	FO%
2021-22	11	1	1	2	9	.111	4-19	+3	0	0	0	1	0	0	.000
2022-23	29	6	11	17	30	.200	4-8	+19	0	0	2	19	0	1	.000
2023-24	35	7	8	15	43	.163	6-12	+15	0	0	1	12	2	7	.222
2024-25	26	6	9	15	34	.176	4-19	+4	0	0	2	9	7	7	.500
<b>TOTALS</b>	<b>101</b>	<b>20</b>	<b>29</b>	<b>49</b>	<b>116</b>	<b>.172</b>	<b>18-58</b>	<b>+41</b>	<b>0</b>	<b>0</b>	<b>5</b>	<b>41</b>	<b>9</b>	<b>15</b>	<b>.375</b>

**O'LEARY AT A GLANCE****Most Goals** \_\_\_\_\_ 1, (20x), Last: vs. St. Lawrence (2/22/25)**Most Assists** \_\_\_\_\_ 3, at Clarkson (2/1/25)**Most Points** \_\_\_\_\_ 3, at Clarkson (2/1/25)**First Goal** \_\_\_\_\_ at North Dakota (1/7/22)**First Assist** \_\_\_\_\_ at North Dakota (1/7/22)**Last Goal** \_\_\_\_\_ vs. St. Lawrence (2/22/25)**Last Assist** \_\_\_\_\_ vs. St. Lawrence (2/22/25)**Longest Point Streak** \_\_\_\_\_ 5 games (11/23/24 - 1/3/25)**Longest Goal Streak** \_\_\_\_\_ 2, (3x), Last: (11/30/24 - 12/6/24)**Longest Assist Streak** \_\_\_\_\_ 3, (3x), Last: (2/3/24 - 2/10/24)**JAKE KRAFT**

#10

**2024-25 STATS: 27 GP, 7 G, 5 A, 12 PTS, 2 PIM****Height:** 5-8 **Weight:** 180 lbs. **Shoots:** Left **Year:** Sophomore**Hometown:** Churchville, N.Y.**Previous Team:** Cedar Rapids RoughRiders (USHL)

SEASON	GP	G	A	PTS	SH	SH%	PN-MIN	+/-	PPG	SHG	GWG	BLK	FOW	FOL	FO%
2023-24	35	4	9	13	47	.085	1-2	+6	0	0	1	13	2	0	1.000
2024-25	27	7	5	12	50	.140	1-2	+6	0	0	1	9	1	7	.125
<b>TOTALS</b>	<b>62</b>	<b>11</b>	<b>14</b>	<b>25</b>	<b>97</b>	<b>.113</b>	<b>2-4</b>	<b>+12</b>	<b>0</b>	<b>0</b>	<b>2</b>	<b>22</b>	<b>3</b>	<b>7</b>	<b>.300</b>

**KRAFT AT A GLANCE****Most Goals** \_\_\_\_\_ 1, (10x), Last: at Clarkson (2/1/25)**Most Assists** \_\_\_\_\_ 2, at Princeton (1/17/25)**Most Points** \_\_\_\_\_ 3, at Princeton (1/17/25)**First Goal** \_\_\_\_\_ vs. Harvard (11/11/23)**First Assist** \_\_\_\_\_ at Yale (11/3/23)**Last Goal** \_\_\_\_\_ at Yale (2/15/25) - 2 games**Last Assist** \_\_\_\_\_ 2, at Princeton (1/17/25) - 11 games**Longest Point Streak** \_\_\_\_\_ 4 games (1/27/24 - 2/9/24)**Longest Goal Streak** \_\_\_\_\_ 2, (2x), Last: (1/11/25 - 1/17/25)**Longest Assist Streak** \_\_\_\_\_ 2, (3x), Last: (11/2/24 - 11/8/24)**SEAN DONALDSON**

#11

**2024-25 STATS: 15 GP, 0 G, 0 A, 0 PTS, 19 PIM****Height:** 5-11 **Weight:** 192 lbs. **Shoots:** Left **Year:** Junior**Hometown:** Vancouver, British Columbia**Previous Team:** Nanaimo Clippers (BCHL)

SEASON	GP	G	A	PTS	SH	SH%	PN-MIN	+/-	PPG	SHG	GWG	BLK	FOW	FOL	FO%
2022-23	22	3	7	10	34	.088	0-0	4	1	0	0	3	0	0	.000
2023-24	10	0	0	0	12	.000	0-0	-1	0	0	0	1	0	0	.000
2024-25	15	0	0	0	15	.000	4-19	-7	0	0	0	1	0	1	.000
<b>TOTALS</b>	<b>47</b>	<b>3</b>	<b>7</b>	<b>10</b>	<b>61</b>	<b>.049</b>	<b>4-19</b>	<b>-4</b>	<b>1</b>	<b>0</b>	<b>0</b>	<b>5</b>	<b>0</b>	<b>1</b>	<b>.000</b>

**DONALDSON AT A GLANCE****Most Goals** \_\_\_\_\_ 1, (3x), Last: vs. Princeton (1/21/23)**Most Assists** \_\_\_\_\_ 2, (2x), Last: vs. Brown (11/19/22)**Most Points** \_\_\_\_\_ 2, (2x), Last: vs. Brown (11/19/22)**First Goal** \_\_\_\_\_ at Minnesota Duluth (10/29/22)**First Assist** \_\_\_\_\_ 2, vs. Yale (11/18/22)**Last Goal** \_\_\_\_\_ vs. Princeton (1/21/23) - 30 games**Last Assist** \_\_\_\_\_ vs. AIC (12/30/22) - 34 games**Longest Point Streak** \_\_\_\_\_ 3 games (11/18/22 - 11/22/22)**Longest Goal Streak** \_\_\_\_\_ N/A**Longest Assist Streak** \_\_\_\_\_ 3 games (11/18/22 - 11/22/22)**TIM REGO**

#12

**2024-25 STATS: 27 GP, 4 G, 13 A, 17 PTS, 16 PIM****Height:** 6-0 **Weight:** 186 lbs. **Shoots:** Right **Year:** Senior**Hometown:** Mansfield, Mass.**Previous Team:** Brooks Bandits (AJHL)

SEASON	GP	G	A	PTS	SH	SH%	PN-MIN	+/-	PPG	SHG	GWG	BLK	FOW	FOL	FO%
2021-22	32	2	9	11	29	.069	3-6	+4	0	0	0	22	0	0	.000
2022-23	33	2	7	9	28	.071	8-16	+18	0	0	2	30	0	0	.000
2023-24	35	2	8	10	37	.054	7-14	+21	1	0	0	52	0	0	.000
2024-25	27	4	13	17	34	.118	4-16	+9	0	0	1	22	1	1	.500
<b>TOTALS</b>	<b>127</b>	<b>10</b>	<b>37</b>	<b>47</b>	<b>128</b>	<b>.078</b>	<b>22-52</b>	<b>+52</b>	<b>1</b>	<b>0</b>	<b>3</b>	<b>126</b>	<b>1</b>	<b>1</b>	<b>.500</b>

**REGO AT A GLANCE****Most Goals** \_\_\_\_\_ 2, vs. RPI (11/13/21)**Most Assists** \_\_\_\_\_ 2, (3x), Last: vs. RPI (2/7/25)**Most Points** \_\_\_\_\_ 3, vs. RPI (11/13/21)**First Goal** \_\_\_\_\_ 2, vs. RPI (11/13/21)**First Assist** \_\_\_\_\_ 2, at Harvard (11/5/21)**Last Goal** \_\_\_\_\_ at Brown (2/14/25) - 3 games**Last Assist** \_\_\_\_\_ vs. St. Lawrence (2/22/25)**Longest Point Streak** \_\_\_\_\_ 4 games, 2/7/25 - 2/15/25**Longest Goal Streak** \_\_\_\_\_ N/A**Longest Assist Streak** \_\_\_\_\_ 3, (3x), Last: (1/17/25 - 1/24/25)



## MARIAN MOSKO

#13

2024-25 STATS: 2 GP, 0 G, 0 A, 0 PTS, 0 PIM

Height: 5-11 Weight: 181 lbs. Shoots: Left Year: Sophomore

Hometown: Visolaje, Slovakia

Previous Team: Fargo Force (USHL)

SEASON	GP	G	A	PTS	SH	SH%	PN-MIN	+/-	PPG	SHG	GWG	BLK	FOW	FOL	FO%
2023-24	11	0	1	1	2	.000	0-0	+3	0	0	0	3	0	0	.000
2024-25	2	0	0	0	1	.000	0-0	-1	0	0	0	1	0	0	.000
<b>TOTALS</b>	<b>13</b>	<b>0</b>	<b>1</b>	<b>1</b>	<b>3</b>	<b>.000</b>	<b>0-0</b>	<b>+2</b>	<b>0</b>	<b>0</b>	<b>0</b>	<b>4</b>	<b>0</b>	<b>0</b>	<b>.000</b>

### MOSKO AT A GLANCE

Most Goals \_\_\_\_\_ N/A  
 Most Assists \_\_\_\_\_ 1, vs. Princeton (1/19/24)  
 Most Points \_\_\_\_\_ 1, vs. Princeton (1/19/24)  
 First Goal \_\_\_\_\_ N/A  
 First Assist \_\_\_\_\_ vs. Princeton (1/19/24)  
 Last Goal \_\_\_\_\_ N/A  
 Last Assist \_\_\_\_\_ vs. Princeton (1/19/24) - 9 games

Longest Point Streak \_\_\_\_\_ N/A  
 Longest Goal Streak \_\_\_\_\_ N/A  
 Longest Assist Streak \_\_\_\_\_ N/A



## RYAN WALSH

#14

2024-25 STATS: 27 GP, 13 G, 11 A, 24 PTS, 16 PIM

Height: 6-1 Weight: 188 lbs. Shoots: Right Year: Sophomore

Hometown: Rochester, N.Y.

Previous Team: Cedar Rapids RoughRiders (USHL)



SEASON	GP	G	A	PTS	SH	SH%	PN-MIN	+/-	PPG	SHG	GWG	BLK	FOW	FOL	FO%
2023-24	35	12	10	22	73	.164	9-21	+5	4	0	5	9	251	241	.510
2024-25	27	13	11	24	68	.191	8-16	+7	3	0	2	15	325	239	.576
<b>TOTALS</b>	<b>62</b>	<b>25</b>	<b>21</b>	<b>46</b>	<b>141</b>	<b>.177</b>	<b>17-37</b>	<b>+12</b>	<b>7</b>	<b>0</b>	<b>7</b>	<b>24</b>	<b>576</b>	<b>480</b>	<b>.545</b>

### WALSH AT A GLANCE

Most Goals \_\_\_\_\_ 2, (2x), Last: at Yale (2/15/25)  
 Most Assists \_\_\_\_\_ 2, (3x), Last: at Princeton (1/17/25)  
 Most Points \_\_\_\_\_ 3, (4x), Last: at Yale (2/15/25)  
 First Goal \_\_\_\_\_ vs. Minnesota Duluth (10/27/23)  
 First Assist \_\_\_\_\_ vs. Minnesota Duluth (10/27/23)  
 Last Goal \_\_\_\_\_ 2, at Yale (2/15/25) - 2 games  
 Last Assist \_\_\_\_\_ vs. St. Lawrence (2/22/25)

Longest Point Streak \_\_\_\_\_ 3, (5x), Last: (11/23/24 - 12/6/24)  
 Longest Goal Streak \_\_\_\_\_ 3 games (1/27/24 - 2/3/24)  
 Longest Assist Streak \_\_\_\_\_ 3 games (2/23/24 - 3/1/24)



## TYLER CATALANO

#15

2024-25 STATS: 27 GP, 2 G, 4 A, 6 PTS, 24 PIM

Height: 6-4 Weight: 216 lbs. Shoots: Right Year: Sophomore

Hometown: St. Louis, Mo.

Previous Team: Youngstown Phantoms (USHL)

SEASON	GP	G	A	PTS	SH	SH%	PN-MIN	+/-	PPG	SHG	GWG	BLK	FOW	FOL	FO%
2023-24	24	1	4	5	19	.053	3-14	-1	0	0	0	15	74	79	.484
2024-25	27	2	4	6	23	.087	8-24	E	0	0	1	7	90	84	.517
<b>TOTALS</b>	<b>51</b>	<b>3</b>	<b>8</b>	<b>11</b>	<b>42</b>	<b>.071</b>	<b>11-38</b>	<b>-1</b>	<b>0</b>	<b>0</b>	<b>1</b>	<b>22</b>	<b>164</b>	<b>163</b>	<b>.502</b>

### CATALANO AT A GLANCE

Most Goals \_\_\_\_\_ 1, (3x), Last: at Dartmouth (11/15/24)  
 Most Assists \_\_\_\_\_ 1, (8x), Last: at Yale (2/15/25)  
 Most Points \_\_\_\_\_ 1, (11x), Last: at Yale (2/15/25)  
 First Goal \_\_\_\_\_ vs. Yale (2/17/24)  
 First Assist \_\_\_\_\_ vs. St. Lawrence (2/2/24)  
 Last Goal \_\_\_\_\_ at Dartmouth (11/15/24) - 22 games  
 Last Assist \_\_\_\_\_ at Yale (2/15/25) - 2 games

Longest Point Streak \_\_\_\_\_ 3 games (2/2/24 - 2/9/24)  
 Longest Goal Streak \_\_\_\_\_ N/A  
 Longest Assist Streak \_\_\_\_\_ 3 games (2/2/24 - 2/9/24)



## CHARLIE MAJOR

#16

2024-25 STATS: 19 GP, 2 G, 9 A, 11 PTS, 4 PIM

Height: 5-10 Weight: 180 lbs. Shoots: Right Year: Freshman

Hometown: Skaneateles, N.Y.

Previous Team: Chicago Steel (USHL)

SEASON	GP	G	A	PTS	SH	SH%	PN-MIN	+/-	PPG	SHG	GWG	BLK	FOW	FOL	FO%
2024-25	19	2	9	11	41	.049	2-4	+4	0	0	1	7	92	94	.495
<b>TOTALS</b>	<b>19</b>	<b>2</b>	<b>9</b>	<b>11</b>	<b>41</b>	<b>.049</b>	<b>2-4</b>	<b>+4</b>	<b>0</b>	<b>0</b>	<b>1</b>	<b>7</b>	<b>92</b>	<b>94</b>	<b>.495</b>

### MAJOR AT A GLANCE

Most Goals \_\_\_\_\_ 1, (2x), Last: at Brown (2/14/25)  
 Most Assists \_\_\_\_\_ 2, vs. St. Lawrence (2/22/25)  
 Most Points \_\_\_\_\_ 2, (3x), Last: vs. St. Lawrence (2/22/25)  
 First Goal \_\_\_\_\_ vs. Colgate (12/6/24)  
 First Assist \_\_\_\_\_ vs. North Dakota (11/2/24)  
 Last Goal \_\_\_\_\_ at Brown (2/14/25) - 3 games  
 Last Assist \_\_\_\_\_ 2, vs. St. Lawrence (2/22/25)

Longest Point Streak \_\_\_\_\_ 2, (2x), Last: (2/14/25 - 2/15/25)  
 Longest Goal Streak \_\_\_\_\_ N/A  
 Longest Assist Streak \_\_\_\_\_ 2, (2x), Last: (2/14/25 - 2/15/25)



## DALTON BANCROFT

#17

2024-25 STATS: 27 GP, 13 G, 7 A, 20 PTS, 25 PIM

Height: 6-3 Weight: 207 lbs. Shoots: Right Year: Junior

Hometown: Madoc, Ontario

Previous Team: Trenton Golden Hawks (OJHL)

SEASON	GP	G	A	PTS	SH	SH%	PN-MIN	+/-	PPG	SHG	GWG	BLK	FOW	FOL	FO%
2022-23	33	9	12	21	66	.136	8-19	+9	5	0	2	15	1	3	.250
2023-24	34	12	19	31	77	.156	7-25	+14	7	0	2	20	0	1	.000
2024-25	27	13	7	20	86	.151	7-25	+5	3	1	4	15	6	8	.429
<b>TOTALS</b>	<b>94</b>	<b>34</b>	<b>38</b>	<b>72</b>	<b>229</b>	<b>.148</b>	<b>22-69</b>	<b>+28</b>	<b>15</b>	<b>1</b>	<b>8</b>	<b>50</b>	<b>7</b>	<b>12</b>	<b>.368</b>

### BANCROFT AT A GLANCE

Most Goals \_\_\_\_\_ 3, (2x), Last: vs. St. Lawrence (2/22/25)  
 Most Assists \_\_\_\_\_ 2, (5x), Last: at Brown (2/14/25)  
 Most Points \_\_\_\_\_ 4, vs. St. Lawrence (2/22/25)  
 First Goal \_\_\_\_\_ vs. Yale (11/18/22)  
 First Assist \_\_\_\_\_ at Minnesota Duluth (10/28/22)  
 Last Goal \_\_\_\_\_ 3, vs. St. Lawrence (2/22/25)  
 Last Assist \_\_\_\_\_ vs. St. Lawrence (2/22/25)

Longest Point Streak \_\_\_\_\_ 4, (4x), Last: (3/15/24 - 3/23/24)  
 Longest Goal Streak \_\_\_\_\_ 2, (4x), Last: (11/23/24 - 11/30/24)  
 Longest Assist Streak \_\_\_\_\_ 4 games (3/15/24 - 3/23/24)

**KYLER KOVICH**

#18

**2024-25 STATS: 27 GP, 3 G, 6 A, 9 PTS, 17 PIM****Height:** 6-2 **Weight:** 185 lbs. **Shoots:** Left **Year:** Senior**Hometown:** Coquitlam, British Columbia**Previous Team:** Tri-City Storm (USHL)

SEASON	GP	G	A	PTS	SH	SH%	PN-MIN	+/-	PPG	SHG	GWG	BLK	FOW	FOL	FO%
2021-22	19	3	1	4	13	.231	4-8	+6	0	0	1	7	1	0	1.000
2022-23	16	1	2	3	10	.100	2-4	+3	0	0	0	2	0	0	.000
2023-24	7	0	1	1	7	.000	1-2	+1	0	0	0	3	0	1	.000
2024-25	27	3	6	9	28	.107	7-17	+9	0	0	0	10	66	57	.537
<b>TOTALS</b>	<b>69</b>	<b>7</b>	<b>10</b>	<b>17</b>	<b>58</b>	<b>.121</b>	<b>14-31</b>	<b>+19</b>	<b>0</b>	<b>0</b>	<b>1</b>	<b>22</b>	<b>67</b>	<b>58</b>	<b>.536</b>

**KOVICH AT A GLANCE****Most Goals** \_\_\_\_\_ 1, (7x), Last: vs. Union (2/8/25)**Most Assists** \_\_\_\_\_ 1, (9x), Last: at Brown (2/14/25)**Most Points** \_\_\_\_\_ 1, (16x), Last: at Brown (2/14/25)**First Goal** \_\_\_\_\_ vs. Boston University (11/27/21)**First Assist** \_\_\_\_\_ at Dartmouth (11/6/21)**Last Goal** \_\_\_\_\_ vs. Union (2/8/25) - 4 games**Last Assist** \_\_\_\_\_ vs. Clarkson (2/21/25) - 1 game**Longest Point Streak** \_\_\_\_\_ 3 games (2/7/25 - 2/14/25)**Longest Goal Streak** \_\_\_\_\_ 2 games (1/7/22 - 1/8/22)**Longest Assist Streak** \_\_\_\_\_ 2 games (2/24/23 - 2/25/23)**SULLIVAN MACK**

#19

**2024-25 STATS: 23 GP, 5 G, 10 A, 15 PTS, 4 PIM****Height:** 6-1 **Weight:** 194 lbs. **Shoots:** Left **Year:** Senior**Hometown:** Anchorage, Alaska**Previous Team:** Salmon Arm Silverbacks (BCHL)

SEASON	GP	G	A	PTS	SH	SH%	PN-MIN	+/-	PPG	SHG	GWG	BLK	FOW	FOL	FO%
2021-22	20	1	1	2	27	.037	2-4	-3	0	0	1	5	0	0	.000
2022-23	25	6	4	10	29	.207	4-8	+6	0	0	2	13	0	0	.000
2023-24	29	7	10	17	44	.159	1-2	+6	0	1	1	7	0	1	.000
2024-25	23	5	10	15	51	.098	2-4	+7	0	0	0	9	5	8	.385
<b>TOTALS</b>	<b>97</b>	<b>19</b>	<b>25</b>	<b>44</b>	<b>151</b>	<b>.126</b>	<b>9-18</b>	<b>+16</b>	<b>0</b>	<b>1</b>	<b>4</b>	<b>34</b>	<b>5</b>	<b>9</b>	<b>.357</b>

**MACK AT A GLANCE****Most Goals** \_\_\_\_\_ 2, (3x), Last: vs. Maine (3/28/24)**Most Assists** \_\_\_\_\_ 3, at Brown (2/14/25)**Most Points** \_\_\_\_\_ 3, at Brown (2/14/25)**First Goal** \_\_\_\_\_ at Princeton (2/26/22)**First Assist** \_\_\_\_\_ vs. RPI (11/13/21)**Last Goal** \_\_\_\_\_ vs. St. Lawrence (2/22/25)**Last Assist** \_\_\_\_\_ vs. St. Lawrence (2/22/25)**Longest Point Streak** \_\_\_\_\_ 4, (2x), Last: (2/15/24 - Pres.)**Longest Goal Streak** \_\_\_\_\_ 2 games (2/21/25 - Pres.)**Longest Assist Streak** \_\_\_\_\_ 3 games (2/3/24 - 2/10/24)**BEN ROBERTSON**

#21

**2024-25 STATS: 27 GP, 1 G, 9 A, 10 PTS, 4 PIM****Height:** 5-11 **Weight:** 191 lbs. **Shoots:** Left **Year:** Sophomore**Hometown:** Potomac Falls, Va.**Previous Team:** Waterloo Black Hawks (USHL)

SEASON	GP	G	A	PTS	SH	SH%	PN-MIN	+/-	PPG	SHG	GWG	BLK	FOW	FOL	FO%
2023-24	35	5	18	23	76	.066	1-2	+19	2	0	1	38	0	0	.000
2024-25	27	1	9	10	33	.030	2-4	+2	1	0	0	25	0	0	.000
<b>TOTALS</b>	<b>62</b>	<b>6</b>	<b>27</b>	<b>33</b>	<b>109</b>	<b>.055</b>	<b>3-6</b>	<b>+21</b>	<b>3</b>	<b>0</b>	<b>1</b>	<b>63</b>	<b>0</b>	<b>0</b>	<b>.000</b>

**ROBERTSON AT A GLANCE****Most Goals** \_\_\_\_\_ 2, vs. Harvard (3/16/24)**Most Assists** \_\_\_\_\_ 2, (4x), Last: vs. St. Lawrence (2/22/25)**Most Points** \_\_\_\_\_ 2, (6x), Last: vs. St. Lawrence (2/22/25)**First Goal** \_\_\_\_\_ at Arizona State (1/12/24)**First Assist** \_\_\_\_\_ vs. Minnesota Duluth (10/27/23)**Last Goal** \_\_\_\_\_ vs. Princeton (11/23/24) - 19 games**Last Assist** \_\_\_\_\_ 2, vs. St. Lawrence (2/22/25)**Longest Point Streak** \_\_\_\_\_ 7 games (10/27/23 - 11/17/23)**Longest Goal Streak** \_\_\_\_\_ 2 games (1/12/24 - 1/13/24)**Longest Assist Streak** \_\_\_\_\_ 7 games (10/27/23 - 11/17/23)**KYLE PENNEY**

#22

**2024-25 STATS: 16 GP, 5 G, 0 A, 5 PTS, 15 PIM****Height:** 6-1 **Weight:** 210 lbs. **Shoots:** Left **Year:** Senior**Hometown:** Lawrencetown, Nova Scotia**Previous Team:** Chilliwack Chiefs (BCHL)

SEASON	GP	G	A	PTS	SH	SH%	PN-MIN	+/-	PPG	SHG	GWG	BLK	FOW	FOL	FO%
2021-22	32	8	6	14	59	.136	4-8	+3	0	0	0	23	25	36	.410
2022-23	33	7	11	18	45	.156	2-4	+9	1	0	1	14	45	60	.429
2023-24	35	10	18	28	66	.152	5-18	+30	0	0	2	28	21	16	.568
2024-25	16	5	0	5	36	.139	2-15	+6	0	1	0	4	17	21	.447
<b>TOTALS</b>	<b>116</b>	<b>30</b>	<b>35</b>	<b>65</b>	<b>206</b>	<b>.146</b>	<b>13-45</b>	<b>+48</b>	<b>1</b>	<b>1</b>	<b>3</b>	<b>69</b>	<b>108</b>	<b>133</b>	<b>.448</b>

**PENNEY AT A GLANCE****Most Goals** \_\_\_\_\_ 2, at Dartmouth (11/15/24)**Most Assists** \_\_\_\_\_ 2, (6x), Last: vs. Harvard (3/16/24)**Most Points** \_\_\_\_\_ 3, (2x), Last: at Yale (2/25/23)**First Goal** \_\_\_\_\_ at Dartmouth (11/6/21)**First Assist** \_\_\_\_\_ vs. Boston University (11/27/21)**Last Goal** \_\_\_\_\_ at Brown (2/14/25) - 2 games**Last Assist** \_\_\_\_\_ vs. Denver (3/30/24) - 16 games**Longest Point Streak** \_\_\_\_\_ 5 games (2/2/24 - 2/16/24)**Longest Goal Streak** \_\_\_\_\_ 2, (7x), Last: (2/2/24 - 2/3/24)**Longest Assist Streak** \_\_\_\_\_ 4 games (12/30/23 - 1/19/24)**WINTER WALLACE**

#23

**2024-25 STATS: 0 GP, 0 G, 0 A, 0 PTS, 0 PIM****Height:** 6-4 **Weight:** 222 lbs. **Shoots:** Right **Year:** Junior**Hometown:** Boulder, Colo.**Previous Team:** Youngstown Phantoms (USHL)

SEASON	GP	G	A	PTS	SH	SH%	PN-MIN	+/-	PPG	SHG	GWG	BLK	FOW	FOL	FO%
2022-23	23	3	5	8	21	.143	9-18	+7	0	0	0	3	0	0	.000
2023-24	26	1	1	2	15	.067	6-12	-2	0	0	0	8	3	7	.300
2024-25	0	0	0	0	0	.000	0-0	E	0	0	0	0	0	0	.000
<b>TOTALS</b>	<b>49</b>	<b>4</b>	<b>6</b>	<b>10</b>	<b>36</b>	<b>.111</b>	<b>15-30</b>	<b>+5</b>	<b>0</b>	<b>0</b>	<b>0</b>	<b>11</b>	<b>3</b>	<b>7</b>	<b>.300</b>

**WALLACE AT A GLANCE****Most Goals** \_\_\_\_\_ 1, (4x), Last: at Union (2/10/24)**Most Assists** \_\_\_\_\_ 1, (6x), Last: at Brown (11/4/23)**Most Points** \_\_\_\_\_ 1, (10x), Last: at Union (2/10/24)**First Goal** \_\_\_\_\_ at Minnesota Duluth (10/28/22)**First Assist** \_\_\_\_\_ at Clarkson (11/12/22)**Last Goal** \_\_\_\_\_ at Union (2/10/24) - 8 games**Last Assist** \_\_\_\_\_ at Brown (11/4/23) - 20 games**Longest Point Streak** \_\_\_\_\_ 2, (2x), Last: (2/11/23 - 2/17/23)**Longest Goal Streak** \_\_\_\_\_ N/A**Longest Assist Streak** \_\_\_\_\_ 2 games (2/11/23 - 2/17/23)





## NICHOLAS WOLFENBERG #24

2024-25 STATS: 13 GP, 1 G, 1 A, 2 PTS, 2 PIM

Height: 6-2 Weight: 212 lbs. Shoots: Right Year: Freshman

Hometown: Calgary, Alberta

Previous Team: Okotoks Oilers (BCHL)

SEASON	GP	G	A	PTS	SH	SH%	PN-MIN	+/-	PPG	SHG	GWG	BLK	FOW	FOL	FO%
2024-25	13	1	1	2	8	.125	1-2	+2	0	0	0	3	0	0	.000
TOTALS	13	1	1	2	8	.125	1-2	+2	0	0	0	3	0	0	.000

### WOLFENBERG AT A GLANCE

Most Goals \_\_\_\_\_ 1, vs. North Dakota (11/1/24)  
 Most Assists \_\_\_\_\_ 1, at Sacred Heart (1/11/25)  
 Most Points \_\_\_\_\_ 1, (2x), Last: at Sacred Heart (1/11/25)

First Goal \_\_\_\_\_ vs. North Dakota (11/1/24)  
 First Assist \_\_\_\_\_ at Sacred Heart (1/11/25)  
 Last Goal \_\_\_\_\_ vs. North Dakota (11/1/24) - 12 games  
 Last Assist \_\_\_\_\_ at Sacred Heart (1/11/25) - 5 games

Longest Point Streak \_\_\_\_\_ N/A  
 Longest Goal Streak \_\_\_\_\_ N/A  
 Longest Assist Streak \_\_\_\_\_ N/A



## ONDREJ PSENICKA #26

2024-25 STATS: 21 GP, 7 G, 8 A, 15 PTS, 8 PIM

Height: 6-6 Weight: 209 lbs. Shoots: Left Year: Senior

Hometown: Praha, Czechia

Previous Team: Waterloo Black Hawks (USHL)

SEASON	GP	G	A	PTS	SH	SH%	PN-MIN	+/-	PPG	SHG	GWG	BLK	FOW	FOL	FO%
2021-22	32	12	9	21	68	.176	9-18	+21	2	1	3	11	18	17	.514
2022-23	34	8	7	15	60	.133	5-10	+15	1	0	1	9	41	43	.488
2023-24	35	9	12	21	56	.161	8-30	+13	2	0	1	29	5	9	.537
2024-25	21	7	8	15	45	.156	4-8	+3	2	0	0	13	8	9	.471
TOTALS	122	36	36	72	229	.157	26-66	+52	7	1	5	62	72	78	.480

### PSENICKA AT A GLANCE

Most Goals \_\_\_\_\_ 2, (4x), Last: at Colgate (12/7/24)  
 Most Assists \_\_\_\_\_ 2, (3x), Last: vs. Harvard (3/16/24)  
 Most Points \_\_\_\_\_ 3, (2x), Last: vs. AIC (12/29/22)

First Goal \_\_\_\_\_ vs. Alaska (10/29/21)  
 First Assist \_\_\_\_\_ at Dartmouth (11/6/21)  
 Last Goal \_\_\_\_\_ at Brown (2/14/25) - 3 games  
 Last Assist \_\_\_\_\_ at Yale (2/15/25) - 2 games

Longest Point Streak \_\_\_\_\_ 8 games (1/17/25 - 2/15/25)  
 Longest Goal Streak \_\_\_\_\_ 2, (6x), Last: (2/9/24 - 2/10/24)  
 Longest Assist Streak \_\_\_\_\_ 4 games (3/11/22 - 10/28/22)



## MICHAEL SUDA #27

2024-25 STATS: 27 GP, 0 G, 6 A, 6 PTS, 14 PIM

Height: 6-1 Weight: 187 lbs. Shoots: Left Year: Senior

Hometown: Cheektowaga, N.Y.

Previous Team: Fargo Force (USHL)

SEASON	GP	G	A	PTS	SH	SH%	PN-MIN	+/-	PPG	SHG	GWG	BLK	FOW	FOL	FO%
2021-22	6	0	0	0	5	.000	0-0	-1	0	0	0	1	0	0	.000
2022-23	33	1	6	7	27	.037	4-8	+8	0	0	1	16	0	0	.000
2023-24	32	0	5	5	46	.000	5-10	+13	0	0	0	26	0	0	.000
2024-25	27	0	6	6	26	.000	7-14	+8	0	0	0	25	0	0	.000
TOTALS	98	1	17	18	104	.010	16-32	+28	0	0	1	68	0	0	.000

### SUDA AT A GLANCE

Most Goals \_\_\_\_\_ 1, vs. Clarkson (3/10/23)  
 Most Assists \_\_\_\_\_ 2, (2x), Last: at Princeton (1/17/25)  
 Most Points \_\_\_\_\_ 2, (2x), Last: at Princeton (1/17/25)

First Goal \_\_\_\_\_ vs. Clarkson (3/10/23)  
 First Assist \_\_\_\_\_ at Minnesota Duluth (10/29/22)  
 Last Goal \_\_\_\_\_ vs. Clarkson (3/10/23) - 63 games  
 Last Assist \_\_\_\_\_ 2, at Princeton (1/17/25) - 11 games

Longest Point Streak \_\_\_\_\_ 2 games (11/11/23 - 11/17/23)  
 Longest Goal Streak \_\_\_\_\_ N/A  
 Longest Assist Streak \_\_\_\_\_ 2 games (11/11/23 - 11/17/23)



## NICK DeSANTIS #28

2024-25 STATS: 26 GP, 5 G, 5 A, 10 PTS, 20 PIM

Height: 5-9 Weight: 163 lbs. Shoots: Right Year: Junior

Hometown: Collegeville, Pa.

Previous Team: Madison Capitols (USHL)

SEASON	GP	G	A	PTS	SH	SH%	PN-MIN	+/-	PPG	SHG	GWG	BLK	FOW	FOL	FO%
2022-23	30	9	11	20	40	.225	6-12	+9	3	0	1	4	0	0	.000
2023-24	35	8	6	14	46	.174	11-30	+16	1	0	1	16	0	0	.000
2024-25	26	5	5	10	35	.143	6-20	+9	1	0	0	9	3	2	.600
TOTALS	91	22	22	44	121	.182	23-62	+34	5	0	2	29	3	2	.600

### DeSANTIS AT A GLANCE

Most Goals \_\_\_\_\_ 2, (5x), Last: vs. Harvard (1/24/25)  
 Most Assists \_\_\_\_\_ 4, at RPI (1/7/23)  
 Most Points \_\_\_\_\_ 4, at RPI (1/7/23)

First Goal \_\_\_\_\_ at St. Lawrence (11/11/22)  
 First Assist \_\_\_\_\_ vs. AIC (12/29/22)  
 Last Goal \_\_\_\_\_ vs. RPI (2/7/25) - 5 games  
 Last Assist \_\_\_\_\_ vs. Clarkson (2/21/25) - 1 game

Longest Point Streak \_\_\_\_\_ 6 games (12/29/22 - 1/20/23)  
 Longest Goal Streak \_\_\_\_\_ 3 games (1/12/24 - 1/19/24)  
 Longest Assist Streak \_\_\_\_\_ 4 games (1/6/23 - 1/20/23)



## PARKER MURRAY #29

2024-25 STATS: 3 GP, 0 G, 0 A, 0 PTS, 2 PIM

Height: 6-5 Weight: 229 lbs. Shoots: Left Year: Freshman

Hometown: Manhattan Beach, Calif.

Previous Team: Chilliwack Chiefs (BCHL)

SEASON	GP	G	A	PTS	SH	SH%	PN-MIN	+/-	PPG	SHG	GWG	BLK	FOW	FOL	FO%
2024-25	3	0	0	0	1	.000	1-2	E	0	0	0	0	0	0	.000
TOTALS	2	0	0	0	0	.000	0-0	E	0	0	0	0	0	0	.000

### MURRAY AT A GLANCE

Most Goals \_\_\_\_\_ N/A  
 Most Assists \_\_\_\_\_ N/A  
 Most Points \_\_\_\_\_ N/A

First Goal \_\_\_\_\_ N/A  
 First Assist \_\_\_\_\_ N/A  
 Last Goal \_\_\_\_\_ N/A  
 Last Assist \_\_\_\_\_ N/A

Longest Point Streak \_\_\_\_\_ N/A  
 Longest Goal Streak \_\_\_\_\_ N/A  
 Longest Assist Streak \_\_\_\_\_ N/A

**IAN SHANE**

#30

**2024-25 STATS: 26 GP / 26 GS, 11-9-6 RECORD, 2.32 GAA, .895 SV%****Height:** 6-0 **Weight:** 176 lbs. **Catches:** Left **Year:** Senior**Hometown:** Manhattan Beach, Calif.**Previous Team:** Bismarck Bobcats (NAHL)

SEASON	GP-GS	MIN	GA	GAA	SV	SV%	RECORD	SHO	PPG	SHG	G	A	PTS	PIM
2021-22	17-16	979:27	28	1.72	387	.933	7-6-3	3	10	0	0	0	0	0
2022-23	33-31	1852:53	53	1.72	581	.916	20-10-1	5	17	0	0	0	0	2
2023-24	34-34	2021:08	57	1.69	685	.923	22-5-6	3	21	1	0	0	0	0
2024-25	26-26	1524:52	59	2.32	504	.895	11-9-6	2	13	2	0	1	1	2
<b>TOTALS</b>	<b>110-107</b>	<b>6378:20</b>	<b>197</b>	<b>1.85</b>	<b>2157</b>	<b>.916</b>	<b>60-30-16</b>	<b>13</b>	<b>61</b>	<b>3</b>	<b>0</b>	<b>1</b>	<b>1</b>	<b>4</b>

**SHANE AT A GLANCE****Most Saves** \_\_\_\_\_ 42, at Quinnipiac (2/25/22)**Most Assists** \_\_\_\_\_ 1, at Harvard (11/16/24)**First Game** \_\_\_\_\_ at Arizona State (1/2/22)**First Start** \_\_\_\_\_ at North Dakota (1/17/22)**First Shutout** \_\_\_\_\_ at Yale (1/17/22)**Current Shutout Streak** \_\_\_\_\_ **62:13, 2/21/25 - Pres.****Longest Shutout Streak** \_\_\_\_\_ 143:41, 2/25/22 - 3/11/22**Last Shutout** \_\_\_\_\_ vs. St. Lawrence (2/22/25)**Last Assist** \_\_\_\_\_ at Harvard (11/16/24) - 20 games**REMINGTON KEOPPLE**

#33

**2024-25 STATS: 2 GP / 0 GS, 0-0-0 RECORD, 0.00 GAA, 1.000 SV%****Height:** 6-2 **Weight:** 184 lbs. **Catches:** Left **Year:** Junior**Hometown:** New Richmond, Wis.**Previous Team:** Des Moines Buccaneers (USHL)

SEASON	GP-GS	MIN	GA	GAA	SV	SV%	RECORD	SHO	PPG	SHG	G	A	PTS	PIM
2022-23	5-3	174:28	9	3.10	52	.852	1-1-1	0	2	1	0	0	0	0
2023-24	2-1	114:33	7	3.67	44	.863	0-2-0	0	1	0	0	0	0	0
2024-25	3-1	106:43	2	1.12	36	.947	1-0-0	0	1	0	0	0	0	0
<b>TOTALS</b>	<b>10-5</b>	<b>395:44</b>	<b>18</b>	<b>2.73</b>	<b>132</b>	<b>.880</b>	<b>2-3-1</b>	<b>0</b>	<b>4</b>	<b>1</b>	<b>0</b>	<b>0</b>	<b>0</b>	<b>0</b>

**KEOPPLE AT A GLANCE****Most Saves** \_\_\_\_\_ 23, at Princeton (1/17/25)**Most Assists** \_\_\_\_\_ N/A**First Game** \_\_\_\_\_ at Minnesota Duluth (10/29/22)**First Start** \_\_\_\_\_ at Minnesota Duluth (10/29/22)**First Shutout** \_\_\_\_\_ N/A**Current Shutout Streak** \_\_\_\_\_ **7:38, 1/17/25 - Pres.****Longest Shutout Streak** \_\_\_\_\_ 51:50, 12/7/24 - 1/17/25**Last Shutout** \_\_\_\_\_ N/A**Last Assist** \_\_\_\_\_ N/A**JUSTIN KATZ**

#37

**2024-25 STATS: 0 GP / 0 GS, 0-0-0 RECORD, 0.00 GAA, .000 SV%****Height:** 6-1 **Weight:** 176 lbs. **Catches:** Right **Year:** Freshman**Hometown:** Montréal, Québec**Previous Team:** Powell River Kings (BCHL)

SEASON	GP-GS	MIN	GA	GAA	SV	SV%	RECORD	SHO	PPG	SHG	G	A	PTS	PIM
2024-25	0-0	0:00	0	0.00	0	.000	0-0-0	0	0	0	0	0	0	0
<b>TOTALS</b>	<b>0-0</b>	<b>0:00</b>	<b>0</b>	<b>0.00</b>	<b>0</b>	<b>.000</b>	<b>0-0-0</b>	<b>0</b>	<b>0</b>	<b>0</b>	<b>0</b>	<b>0</b>	<b>0</b>	<b>0</b>

**KATZ AT A GLANCE****Most Saves** \_\_\_\_\_ N/A**Most Assists** \_\_\_\_\_ N/A**First Game** \_\_\_\_\_ N/A**First Start** \_\_\_\_\_ N/A**First Shutout** \_\_\_\_\_ N/A**Current Shutout Streak** \_\_\_\_\_ 0:00**Longest Shutout Streak** \_\_\_\_\_ N/A**Last Shutout** \_\_\_\_\_ N/A**Last Assist** \_\_\_\_\_ N/A**JONATHAN CASTAGNA**

#38

**2024-25 STATS: 23 GP, 3 G, 8 A, 11 PTS, 14 PIM****Height:** 6-2 **Weight:** 200 lbs. **Shoots:** Left **Year:** Sophomore**Hometown:** Etobicoke, Ontario**Previous Team:** St. Andrew's College

SEASON	GP	G	A	PTS	SH	SH%	PN-MIN	+/-	PPG	SHG	GWG	BLK	FOW	FOL	FO%
2023-24	35	11	14	25	60	.183	11-25	+20	0	0	3	15	220	183	.546
2024-25	23	3	8	11	42	.071	7-14	-5	0	0	0	13	209	149	.584
<b>TOTALS</b>	<b>58</b>	<b>14</b>	<b>22</b>	<b>36</b>	<b>102</b>	<b>.137</b>	<b>18-39</b>	<b>+15</b>	<b>0</b>	<b>0</b>	<b>3</b>	<b>28</b>	<b>429</b>	<b>332</b>	<b>.564</b>

**CASTAGNA AT A GLANCE****Most Goals** \_\_\_\_\_ 3, vs. Princeton (1/19/24)**Most Assists** \_\_\_\_\_ 2, (5x), Last: vs. Quinnipiac (11/30/24)**Most Points** \_\_\_\_\_ 4, (2x), Last: at Union (2/10/24)**First Goal** \_\_\_\_\_ at Brown (11/4/23)**First Assist** \_\_\_\_\_ vs. Minnesota Duluth (10/27/23)**Last Goal** \_\_\_\_\_ at Princeton (1/17/25) - 7 games**Last Assist** \_\_\_\_\_ at Clarkson (2/1/25) - 2 games**Longest Point Streak** \_\_\_\_\_ 3, (2x), Last: (2/3/24 - 2/10/24)**Longest Goal Streak** \_\_\_\_\_ 2 games (2/9/24 - 2/10/24)**Longest Assist Streak** \_\_\_\_\_ 2, (3x), Last: (11/30/24 - 12/6/24)

## 2024-25 GOAL SCORING SUMMARIES

Player	Season	By Site			By Period				By Strength			Game	Last	Last Goal		Games Since
	Goals	Home	Road	Neutral	1st	2nd	3rd	OT	EV	PP	SH	Winner	Leading	Date / Opp	Goaltender	
Dalton Bancroft	13	7	4	2	5	4	4	—	9	3	1	4	4	2/22/25 vs. St. Lawrence	Kucenski	0
Jonathan Castagna	3	1	1	1	1	—	2	—	3	—	—	—	—	1/17/25 at Princeton	Smith	7
Tyler Catalano	2	1	1	—	1	—	1	—	2	—	—	1	1	11/15/24 at Dartmouth	Clarke	22
Nick DeSantis	5	4	1	—	2	1	2	—	4	1	—	—	1	2/7/25 vs. RPI	Giesbrecht	5
Luke Devlin	—	—	—	—	—	—	—	—	—	—	—	—	—	—	—	—
Sean Donaldson	—	—	—	—	—	—	—	—	—	—	—	—	—	—	—	—
George Fegasaras	1	1	—	—	—	1	—	—	1	—	—	—	—	1/25/25 vs. Dartmouth	Croteau	8
Hank Kempf	2	1	1	—	—	1	1	—	2	—	—	—	—	2/22/25 vs. St. Lawrence	Kucenski	0
Kyler Kovich	3	1	2	—	2	1	—	—	3	—	—	—	1	2/8/25 vs. Union	Chauvette	4
Jake Kraft	7	3	4	—	4	2	1	—	7	—	—	1	1	2/15/25 at Yale	Pak	2
Sullivan Mack	5	3	1	1	1	3	1	—	5	—	—	—	—	2/22/25 vs. St. Lawrence	Kucenski	0
Charlie Major	2	1	1	—	1	—	—	1	2	—	—	1	1	2/14/25 at Brown	Zacher	3
Marian Mosko	—	—	—	—	—	—	—	—	—	—	—	—	—	—	—	—
Parker Murray	—	—	—	—	—	—	—	—	—	—	—	—	—	—	—	—
Jack O'Brien	—	—	—	—	—	—	—	—	—	—	—	—	—	—	—	—
Jack O'Leary	6	5	—	1	1	3	2	—	6	—	—	2	1	2/22/25 vs. St. Lawrence	Kucenski	0
Kyle Penney	5	2	3	—	—	3	2	—	4	—	1	—	—	2/14/25 at Brown	Zacher	3
Ondrej Psenicka	7	2	5	—	3	1	3	—	5	2	—	—	—	2/14/25 at Brown	Zacher	3
Jimmy Rayhill	—	—	—	—	—	—	—	—	—	—	—	—	—	—	—	—
Tim Rego	4	1	2	1	—	1	3	—	4	—	—	1	1	2/14/25 at Brown	Zacher	3
Ben Robertson	1	1	—	—	—	—	1	—	—	1	—	—	—	11/23/24 vs. Princeton	Pearson	19
Hoyt Stanley	1	—	1	—	1	—	—	—	1	—	—	—	—	2/1/25 at Clarkson	Langenegger	6
Michael Suda	—	—	—	—	—	—	—	—	—	—	—	—	—	—	—	—
Winter Wallace	—	—	—	—	—	—	—	—	—	—	—	—	—	—	—	—
Ryan Walsh	13	5	7	1	3	5	5	—	10	3	—	2	1	2/15/25 at Yale	Pearson	2
Nicholas Wolfenberg	1	1	—	—	1	—	—	—	1	—	—	—	—	11/1/24 vs. North Dakota	Semptimphelter	12

## 2024-25 GOAL SCORING SUMMARIES

PLAYER	TOTALS	EVEN	PP	SH	HOME	AWAY	NEUTRAL	1ST	2ND	3RD	OT
Dalton Bancroft	13-7—20	9-6—15	3-1—4	1-0—1	7-3—10	4-4—8	2-0—2	5-2—7	4-4—8	4-1—5	—
Jonathan Castagna	3-8—11	3-7—10	0-1—1	—	1-4—5	1-2—3	1-2—3	1-2—3	0-3—3	2-3—5	—
Tyler Catalanò	2-4—6	2-4—6	—	—	1-1—2	1-3—4	—	1-1—2	0-3—3	1-0—1	—
Nick DeSantis	5-5—10	4-5—9	1-0—1	—	4-3—7	1-2—3	—	2-0—2	1-3—4	2-2—4	—
Luke Devlin	—	—	—	—	—	—	—	—	—	—	—
Sean Donaldson	—	—	—	—	—	—	—	—	—	—	—
George Fegaras	1-9—10	1-3—4	0-6—6	—	1-5—6	0-4—4	—	0-4—4	1-1—2	0-4—4	—
Hank Kempf	2-5—7	2-5—7	—	—	1-3—4	1-1—2	0-1—1	0-3—3	1-2—3	1-0—1	—
Kyler Kovich	3-6—9	3-6—9	—	—	1-3—4	2-3—5	—	2-0—2	1-3—4	0-3—3	—
Jake Kraft	7-5—12	7-5—12	—	—	3-2—5	4-3—7	—	4-3—7	2-1—3	1-1—2	—
Sullivan Mack	5-10—15	5-10—15	—	—	3-2—5	1-7—8	1-1—2	1-3—4	3-4—7	1-3—4	—
Charlie Major	2-9—11	2-6—8	0-3—3	—	1-5—6	1-4—5	—	1-3—4	0-1—1	0-5—5	1-0—1
Marian Mosko	—	—	—	—	—	—	—	—	—	—	—
Parker Murray	—	—	—	—	—	—	—	—	—	—	—
Jack O'Brien	0-2—2	0-2—2	—	—	—	0-2—2	—	—	0-1—1	0-1—1	—
Jack O'Leary	6-9—15	6-9—15	—	—	5-2—7	0-6—6	1-1—2	1-4—5	3-2—5	2-3—5	—
Kyle Penney	5-0—5	4-0—4	—	1-0—1	2-0—2	3-0—3	—	—	3-0—3	2-0—2	—
Ondrej Psenicka	7-8—15	5-8—13	2-0—2	—	2-5—7	5-2—7	0-1—1	3-3—6	1-2—3	3-2—5	0-1—1
Jimmy Rayhill	0-1—1	0-1—1	—	—	0-1—1	—	—	—	—	0-1—1	—
Tim Rego	4-13—17	4-9—13	0-4—4	—	1-8—9	2-5—7	1-0—1	0-5—5	1-4—5	3-4—7	—
Ben Robertson	1-9—10	0-6—6	1-3—4	—	1-5—6	0-3—3	0-1—1	0-2—2	0-2—2	1-5—6	—
Ian Shane	0-1—1	0-1—1	—	—	—	0-1—1	—	—	0-1—1	—	—
Hoyt Stanley	1-8—9	1-8—9	—	—	0-3—3	1-3—4	0-2—2	1-1—2	0-2—2	0-5—5	—
Michael Suda	0-6—6	0-6—6	—	—	0-3—3	0-2—2	0-1—1	0-2—2	0-1—1	0-3—3	—
Winter Wallace	—	—	—	—	—	—	—	—	—	—	—
Ryan Walsh	13-11—24	10-8—18	3-2—5	0-1—1	5-5—10	7-5—12	1-1—2	3-4—7	5-3—8	5-4—9	—
Nicholas Wolfenberg	1-1—2	1-1—2	—	—	1-0—1	0-1—1	—	1-0—1	0-1—1	—	—

## 2024-25 GOALTENDING BREAKDOWN

PLAYER	OVERALL								HOME								ROAD / NEUTRAL							
	GP	REC	SHO	MIN	GA	GAA	SV	SV%	GP	REC	SHO	MIN	GA	GAA	SV	SV%	GP	REC	SHO	MIN	GA	GAA	SV	SV%
Justin Katz	—	—	—	—	—	—	—	—	—	—	—	—	—	—	—	—	—	—	—	—	—	—	—	—
Remington Keopple	3	1-0-0	0	106:43	2	1.12	36	.947	—	—	—	—	—	—	—	—	3	1-0-0	0	106:43	2	1.12	36	.947
Ian Shane	26	11-9-6	2	1524:52	59	2.32	504	.895	13	8-4-1	2	780:38	24	1.84	221	.902	13	3-5-5	0	744:14	35	2.82	283	.890
PLAYER	OCTOBER								NOVEMBER								DECEMBER							
	GP	REC	SHO	MIN	GA	GAA	SV	SV%	GP	REC	SHO	MIN	GA	GAA	SV	SV%	GP	REC	SHO	MIN	GA	GAA	SV	SV%
Justin Katz	—	—	—	—	—	—	—	—	—	—	—	—	—	—	—	—	—	—	—	—	—	—	—	—
Remington Keopple	—	—	—	—	—	—	—	—	—	—	—	—	—	—	—	—	1	0-0-0	0	9:40	0	0.00	3	1.000
Ian Shane	—	—	—	—	—	—	—	—	9	4-2-3	1	551:11	18	1.96	195	.915	2	1-1-0	0	111:32	7	3.77	21	.750
PLAYER	JANUARY								FEBRUARY								MARCH							
	GP	REC	SHO	MIN	GA	GAA	SV	SV%	GP	REC	SHO	MIN	GA	GAA	SV	SV%	GP	REC	SHO	MIN	GA	GAA	SV	SV%
Justin Katz	—	—	—	—	—	—	—	—	—	—	—	—	—	—	—	—	—	—	—	—	—	—	—	—
Remington Keopple	2	1-0-0	0	97:03	2	1.24	33	.943	—	—	—	—	—	—	—	—	—	—	—	—	—	—	—	—
Ian Shane	8	2-4-2	0	441:46	20	2.72	157	.887	7	4-2-1	1	420:23	14	2.00	131	.903	—	—	—	—	—	—	—	—



CAREER GOAL SCORING SUMMARIES

PLAYER	CAREER GOALS	BY SITE			BY PERIOD				BY STRENGTH			GAME WINNER	LAST LEADING	LAST GOAL		GAMES SINCE
		HOME	ROAD	NEUTRAL	1ST	2ND	3RD	OT	EV	PP	SH			DATE / OPP	GOALTENDER	
Dalton Bancroft	34	17	9	8	11	13	9	1	18	15	1	8	8	2/22/25 vs. St. Lawrence	Kucenski	0
Jonathan Castagna	14	5	6	3	6	5	3	—	14	—	—	3	5	1/17/25 at Princeton	Smith	7
Tyler Catalano	3	2	1	—	2	—	1	—	3	—	—	1	1	11/15/24 at Dartmouth	Clarke	22
Nick DeSantis	22	13	6	3	10	4	8	—	17	5	—	2	3	2/7/25 vs. RPI	Giesbrecht	5
Luke Devlin	6	3	3	—	4	—	2	—	6	—	—	1	—	2/9/24 at RPI	Watson	7
Sean Donaldson	3	1	2	—	1	1	1	—	2	1	—	—	—	1/21/23 vs. Princeton	Pearson	30
George Fegasas	4	2	1	1	—	3	1	—	3	1	—	—	—	1/25/25 vs. Dartmouth	Croteau	8
Hank Kempf	4	1	3	—	2	1	1	—	4	—	—	1	—	2/22/25 vs. St. Lawrence	Kucenski	0
Kyler Kovich	7	1	5	1	4	2	1	—	7	—	—	1	2	2/8/25 vs. Union	Chauvette	4
Jake Kraft	11	7	4	—	5	3	3	—	11	—	—	2	1	2/15/25 at Yale	Pak	2
Sullivan Mack	19	11	5	3	3	9	7	—	18	—	1	4	3	2/22/25 vs. St. Lawrence	Kucenski	0
Charlie Major	2	1	1	—	1	—	—	1	2	—	—	1	1	2/14/25 at Brown	Zacher	3
Marian Mosko	—	—	—	—	—	—	—	—	—	—	—	—	—	—	—	—
Parker Murray	—	—	—	—	—	—	—	—	—	—	—	—	—	—	—	—
Jack O'Brien	—	—	—	—	—	—	—	—	—	—	—	—	—	—	—	—
Jack O'Leary	20	12	5	3	8	5	7	—	20	—	—	5	6	2/22/25 vs. St. Lawrence	Kucenski	0
Kyle Penney	30	16	12	2	5	14	11	—	28	1	1	3	3	2/14/25 at Brown	Zacher	3
Ondrej Psenicka	36	16	16	4	12	9	15	—	28	7	1	5	4	2/14/25 at Brown	Zacher	3
Jimmy Rayhill	—	—	—	—	—	—	—	—	—	—	—	—	—	—	—	—
Tim Rego	10	4	5	1	2	4	4	—	9	1	—	3	1	2/14/25 at Brown	Zacher	3
Ben Robertson	6	3	3	—	1	2	2	1	3	3	—	1	2	11/23/24 vs. Princeton	Pearson	19
Hoyt Stanley	3	1	1	1	1	2	—	—	3	—	—	—	—	2/1/25 at Clarkson	Langenegger	6
Michael Suda	1	1	—	—	—	—	1	—	1	—	—	1	—	3/10/23 vs. Clarkson	Haider	63
Winter Wallace	4	1	3	—	1	1	2	—	4	—	—	—	1	2/10/24 at Union	Chauvette	8
Ryan Walsh	25	11	11	3	5	11	9	—	18	7	—	7	6	2/15/25 at Yale	Pearson	2
Nicholas Wolfenberg	1	1	—	—	1	—	—	—	1	—	—	—	—	11/1/24 vs. North Dakota	Semptimphelter	12

CAREER GOAL SCORING SUMMARIES

PLAYER	TOTALS	EVEN	PP	SH	HOME	AWAY	NEUTRAL	1ST	2ND	3RD	OT
Dalton Bancroft	34-38—72	18-22—40	15-16—31	1-0—1	17-22—39	9-12—21	8-4—12	11-12—23	13-17—30	9-9—18	1-0—1
Jonathan Castagna	14-22—36	14-21—35	0-1—1	—	5-12—17	6-7—13	3-3—6	6-5—11	5-9—14	3-8—11	—
Tyler Catalano	3-8—11	3-8—11	—	—	2-4—6	1-4—5	—	2-4—6	0-4—4	1-0—1	—
Nick DeSantis	22-22—44	17-20—37	5-2—7	—	13-6—19	6-14—20	3-2—5	10-8—18	4-9—13	8-5—13	—
Luke Devlin	6-2—8	6-2—8	—	—	3-1—4	3-1—4	—	4-0—4	0-1—1	2-1—3	—
Sean Donaldson	3-7—10	2-4—6	1-3—4	—	1-7—8	2-0—2	—	1-1—2	1-3—4	1-3—4	—
George Fegasas	4-13—17	3-5—8	1-8—9	—	2-6—8	1-7—8	1-0—1	0-5—5	3-3—6	1-5—6	—
Hank Kempf	4-21—25	4-19—23	0-1—1	0-1—1	1-11—12	3-6—9	0-4—4	2-7—9	1-10—11	1-4—5	—
Kyler Kovich	7-10—17	7-10—17	—	—	1-3—4	5-7—12	1-0—1	4-1—5	2-4—6	1-5—6	—
Jake Kraft	11-14—25	11-12—23	0-2—2	—	7-5—12	4-8—12	0-1—1	5-6—11	3-6—9	3-2—5	—
Sullivan Mack	19-25—44	18-24—42	0-1—1	1-0—1	11-11—22	5-10—15	3-4—7	3-9—12	9-10—19	7-5—12	0-1—1
Charlie Major	2-9—11	2-6—8	0-3—3	—	1-5—6	1-4—5	—	1-3—4	0-1—1	0-5—5	1-0—1
Marian Mosko	0-1—1	0-1—1	—	—	0-1—1	—	—	0-1—1	—	—	—
Parker Murray	—	—	—	—	—	—	—	—	—	—	—
Jack O'Brien	0-2—2	0-2—2	—	—	—	0-2—2	—	—	0-1—1	0-1—1	—
Jack O'Leary	20-29—49	20-28—48	—	0-1—1	12-13—25	5-14—19	3-2—5	8-10—18	5-9—14	7-10—17	—
Kyle Penney	30-35—65	28-33—61	1-2—3	1-0—1	16-11—27	12-20—32	2-4—6	5-10—15	14-13—27	11-11—22	0-1—1
Ondrej Psenicka	36-36—72	28-34—62	7-2—9	1-0—1	16-20—36	16-13—29	4-3—7	12-10—22	9-11—20	15-14—29	0-1—1
Jimmy Rayhill	0-1—1	0-1—1	—	—	0-1—1	—	—	—	—	0-1—1	—
Tim Rego	10-37—47	9-27—36	1-10—11	—	4-18—22	5-14—19	1-5—6	2-14—16	4-10—14	4-13—17	—
Ben Robertson	6-27—33	3-15—18	3-12—15	—	3-14—17	3-10—13	0-3—3	1-5—6	2-12—14	2-9—11	1-1—2
Ian Shane	0-1—1	0-1—1	—	—	—	0-1—1	—	—	0-1—1	—	—
Hoyt Stanley	3-16—19	3-16—19	—	—	1-8—9	1-5—6	1-3—4	1-5—6	2-4—6	0-7—7	—
Michael Suda	1-17—18	1-16—17	0-1—1	—	1-9—10	0-5—5	0-3—3	0-6—6	0-4—4	1-7—8	—
Winter Wallace	4-6—10	4-5—9	0-1—1	—	1-3—4	3-3—6	—	1-2—3	1-0—1	2-4—6	—
Ryan Walsh	25-21—46	18-12—30	7-8—15	0-1—1	11-9—20	11-8—19	3-4—7	5-5—10	11-11—22	9-5—14	—
Nicholas Wolfenberg	1-1—2	1-1—2	—	—	1-0—1	0-1—1	—	1-0—1	0-1—1	—	—

CAREER GOALTENDING BREAKDOWN

PLAYER	OVERALL								HOME								ROAD / NEUTRAL							
	GP	REC	SHO	MIN	GA	GAA	SV	SV%	GP	REC	SHO	MIN	GA	GAA	SV	SV%	GP	REC	SHO	MIN	GA	GAA	SV	SV%
Justin Katz	—	—	—	—	—	—	—	—	—	—	—	—	—	—	—	—	—	—	—	—	—	—	—	—
Remington Keopple	10	2-3-1	0	403:22	18	2.68	132	.880	2	1-0-0	0	63:42	3	2.83	19	.864	8	1-3-1	0	332:02	15	2.71	113	.883
Ian Shane	110	60-30-16	13	6378:20	197	1.85	2157	.916	52	31-14-7	6	3098:33	90	1.74	904	.909	58	29-16-9	7	3279:47	107	1.96	1253	.921
PLAYER	OCTOBER								NOVEMBER								DECEMBER							
	GP	REC	SHO	MIN	GA	GAA	SV	SV%	GP	REC	SHO	MIN	GA	GAA	SV	SV%	GP	REC	SHO	MIN	GA	GAA	SV	SV%
Ryan McInchak	—	—	—	—	—	—	—	—	—	—	—	—	—	—	—	—	—	—	—	—	—	—	—	—
Remington Keopple	1	0-1-0	0	40:00	4	6.00	11	.733	4	1-2-0	0	200:17	8	2.40	67	.893	2	0-0-0	0	13:24	2	8.96	5	.714
Ian Shane	4	2-1-0	1	197:27	4	1.22	73	.948	22	12-5-4	2	1254:57	38	1.82	432	.919	10	4-3-3	1	597:42	22	2.21	161	.880
PLAYER	JANUARY								FEBRUARY								MARCH							
	GP	REC	SHO	MIN	GA	GAA	SV	SV%	GP	REC	SHO	MIN	GA	GAA	SV	SV%	GP	REC	SHO	MIN	GA	GAA	SV	SV%
Ryan McInchak	—	—	—	—	—	—	—	—	—	—	—	—	—	—	—	—	—	—	—	—	—	—	—	—
Remington Keopple	2	1-0-0	0	97:03	2	1.24	33	.943	1	0-0-1	0	45:00	2	2.67	16	.889	—	—	—	—	—	—	—	—
Ian Shane	29	16-7-5	3	1703:22	60	2.11	614	.911	29	16-8-4	5	1703:33	47	1.66	547	.921	16	10-6-0	1	921:19	26	1.69	330	.927

GOALS SCORED, GAME

1.	19	1/13/1965 vs. Hamilton (W, 19-0)
	19	1/27/1968 at Yale (W, 19-1)
3.	18	1/20/1968 at Penn (W, 18-1)
4.	16	12/14/1957 vs. Lehigh (W, 16-3)
5.	15	11/25/1965 vs. York (W, 15-0)
	15	11/25/1975 vs. uOttawa (W, 15-2)
7.	14	2/10/1965 at Hamilton (W, 14-0)
	14	11/24/1966 vs. McMaster (W, 14-2)
	14	2/17/1968 vs. Dartmouth (W, 14-2)
	14	1/8/1969 vs. Penn (W, 14-0)
	14	3/4/1970 vs. Dartmouth (W, 14-0)
12.	13	Nine times, <b>Last:</b> 1/21/1978 vs. Yale (W, 13-1)

GOALS SCORED, PERIOD

1.	9	12/14/1957 vs. Lehigh — 1st period (W, 16-3)
	9	1/27/1968 at Yale — 2nd period (W, 19-1)
	9	1/21/1978 vs. Yale — 1st period (W, 13-1)
4.	8	3/4/1961 vs. Penn — 3rd period (W, 13-1)
	8	2/21/1979 vs. Harvard — 1st period (W, 11-3)
6.	7	3/3/1962 vs. Penn — 2nd period (W, 10-0)
	7	1/13/1965 vs. Hamilton — 2nd period (W, 19-0)
	7	1/13/1965 vs. Hamilton — 3rd period (W, 19-0)
	7	2/10/1965 at Hamilton — 1st period (W, 14-0)
	7	11/24/1966 vs. McMaster — 1st period (W, 14-2)
	7	1/19/1967 at Colgate — 1st period (W, 10-2)
	7	1/20/1968 at Penn — 2nd period (W, 18-1)
	7	1/20/1968 at Penn — 3rd period (W, 18-1)
	7	2/17/1968 at Dartmouth — 2nd period (W, 14-2)
	7	2/5/1969 at Yale — 2nd period (W, 11-2)
	7	12/28/1973 vs. Colo. Coll. — 2nd period (W, 9-8)
	7	11/25/1975 vs. uOttawa — 3rd period (W, 15-2)

MARGIN OF VICTORY

1.	+19	1/13/1965 vs. Hamilton (W, 19-0)
2.	+18	1/27/1968 at Yale (W, 19-1)
3.	+17	1/20/1968 at Penn (W, 18-1)
4.	+15	11/25/1965 vs. York (W, 15-0)
5.	+14	2/10/1965 at Hamilton (W, 14-0)
	+14	1/8/1969 vs. Penn (W, 14-0)
	+14	3/4/1970 vs. Dartmouth (W, 14-0)
8.	+13	1/4/1911 at Western Reserve (W, 13-0)
	+13	12/14/1957 vs. Lehigh Club (W, 16-3)
	+13	11/30/1963 at Penn (W, 13-0)
	+13	11/23/1968 vs. Guelph (W, 13-0)
	+13	11/25/1975 vs. uOttawa (W, 15-2)
13.	+12	Six times, <b>Last:</b> 1/21/1978 vs. Yale (W, 13-1)

MARGIN OF DEFEAT

1.	-23	12/27/1939 vs. Boston College (L, 1-14)
2.	-18	1/10/1959 at Harvard (L, 0-18)
3.	-16	1/19/1946 at Yale (L, 2-18)
4.	-14	3/2/1959 vs. Middlebury (L, 1-15)
5.	-13	1/21/1928 at Princeton (L, 1-14)
	-13	1/18/1947 at Yale (L, 0-13)
	-13	2/21/1948 at Colgate (L, 1-14)
	-13	2/23/1959 vs. Harvard (L, 0-13)
	-13	12/16/1959 at Yale (L, 0-13)
10.	-12	1/6/1945 at Army (L, 1-13)
	-12	2/19/1947 at Colgate (L, 3-15)
	-12	12/19/1957 vs. Princeton (L, 1-13)
	-12	2/14/1959 at Dartmouth (L, 2-14)
	-12	1/23/1960 vs. Dartmouth (L, 0-12)

POWER-PLAY GOALS, GAME

1.	7	11/18/1977 vs. York (W, 10-3)
2.	6	1/4/1973 vs. Loyola (W, 13-5)
	6	11/21/1975 vs. Waterloo (W, 9-1)
	6	1/19/1980 vs. Yale (W, 9-4)
	6	2/4/2023 vs. Union (W, 10-1)
6.	5	9 times, <b>Last:</b> 2/8/2003 vs. Vermont (W, 8-1)

POWER-PLAY GOALS, PERIOD

1.	5	2/4/2023 vs. Union — 1st period (W, 10-1)
2.	4	1/2/1971 vs. Guelph — 2nd period (W, 7-2)
	4	11/18/1977 vs. York — 2nd period (W, 10-3)
	4	1/26/1980 vs. Maine — 3rd period (W, 6-2)
	4	2/8/2003 vs. Vermont — 2nd period (W, 8-1)
6.	3	23 times, <b>Most recent:</b> 11/7/2015 vs. Quinnipiac — 1st period (OTL, 4-5)

SHORT-HANDED GOALS, GAME

1.	4	12/18/1961 vs. Ohio (W, 9-0)
2.	3	1/13/1965 vs. Hamilton (W, 19-0)
3.	2	25 times, <b>Last:</b> 1/13/2012 at Quinnipiac (W, 3-2)

SHORT-HANDED GOALS, PERIOD

1.	3	12/18/1961 vs. Ohio — 2nd period (W, 9-0)
	3	1/13/1965 vs. Hamilton — 3rd period (W, 19-0)
3.	2	1/19/1967 vs. Colgate — 3rd period (W, 10-2)
	2	12/28/1976 vs. Princeton — 3rd period (W, 8-5)
	2	2/11/1978 at Dartmouth — 2nd period (W, 7-1)
	2	2/7/1986 at St. Lawrence — 3rd period (W, 7-4)
	2	12/29/1986 at Wisconsin — 3rd period (L, 5-7)
	2	2/20/1988 vs. Yale — 3rd period (W, 7-4)
	2	1/15/1995 vs. Army — 2nd period (W, 8-2)
	2	1/13/2012 at Quinnipiac — 3rd period (W, 3-2)

FASTEST GOALS TO BEGIN GAME

1.	0:06	Bob Murray (2/11/1974 vs. Yale)
2.	0:08	Robert Spitzmiller (2/12/1930 vs. St. Lawrence)
	0:08	Pete Marcov (12/13/1983 at Princeton)
	0:08	Doug Derraugh (11/10/1990 vs. Princeton)
	<b>0:08</b>	<b>Dalton Bancroft (11/8/2024 vs. Yale)</b>
6.	0:09	Brian McCutcheon (1/3/1970 vs. Colgate)
7.	0:12	Tyler McManus (12/5/1992 at Harvard)
8.	0:13	Roger Eastman (12/14/1957 vs. Lehigh)
9.	0:14	Doug Ferguson (3/8/1966 vs. Boston College)
10.	0:15	Murray Stephen (1/16/1965 at Harvard)

FASTEST TWO GOALS

1.	0:05	3/5/1960 vs. Colgate (W, 5-2)
	0:05	2/14/2020 vs. Union (W, 5-2)
3.	0:06	3/9/1971 vs. Providence (W, 6-3)
	<b>0:06</b>	<b>1/24/2025 vs. Harvard (W, 4-1)</b>
5.	0:07	2/10/1965 at Hamilton (W, 14-0)
6.	0:08	1/27/1968 at Yale (W, 19-1)
	0:08	12/1/1978 vs. Brown (L, 5-7)
	0:08	3/8/1985 vs. Yale (W, 9-2)
	0:08	11/17/2017 vs. St. Lawrence (W, 6-1)
10.	0:09	Nine times, <b>Last:</b> 2/7/1986 at St. Lawrence (W, 7-4)

FASTEST TWO GOALS, GAME START

1.	0:36	11/23/1968 vs. Guelph (W, 13-0)
2.	1:11	3/2/1991 vs. Colgate (W, 8-1)
3.	1:14	11/26/2022 vs. UConn (W, 6-0)
4.	1:20	11/21/1964 vs. Waterloo (W, 5-4)
<b>5.</b>	<b>1:23</b>	<b>1/24/2025 vs. Harvard (W, 4-1)</b>
6.	1:40	12/14/1957 vs. Lehigh (W, 16-3)
7.	1:44	1/17/1987 vs. Brown (OTL, 4-5)
8.	1:53	3/5/1960 vs. Colgate (W, 5-2)
9.	1:54	2/7/1986 at St. Lawrence (W, 7-4)
10.	1:55	3/14/1969 vs. Michigan Tech (OTW, 4-3)

FASTEST THREE GOALS

1.	0:23	2/4/2023 vs. Union (W, 10-1) — <i>all PPG</i>
2.	0:24	2/28/1976 vs. Princeton (W, 8-2)
3.	0:29	1/13/1965 vs. Hamilton (W, 19-0) — <i>all SHG</i>
4.	0:32	1/20/1968 at Penn (W, 18-1)
5.	0:38	1/24/1969 at Penn (W, 10-3)
6.	0:40	3/4/1961 vs. Penn (W, 13-1)
7.	0:43	2/4/2023 vs. Union (W, 10-1)
8.	0:45	12/14/1957 vs. Lehigh (W, 16-3)
9.	0:51	3/10/1979 vs. Boston University (W, 7-4)
10.	0:52	1/9/1965 vs. Princeton (W, 7-3)

FASTEST THREE GOALS, GAME START

1.	2:29	2/28/1976 vs. Princeton (W, 8-2)
2.	3:28	11/23/1968 vs. Guelph (W, 13-0)
3.	3:47	3/2/1991 vs. Colgate (W, 8-1)
4.	3:52	11/24/1966 vs. McMaster (W, 14-2)
5.	4:30	2/22/1975 at Princeton (W, 9-5)
6.	4:33	12/5/1978 vs. St. Lawrence (W, 8-0)
7.	4:34	1/27/1968 at Yale (W, 19-1)
8.	5:03	12/18/1967 at Harvard (W, 9-0)
9.	5:09	1/13/1940 at St. Lawrence (W, 5-3)
10.	5:21	3/14/1969 vs. Michigan Tech (OTW, 4-3)

FASTEST FOUR GOALS

1.	0:54	2/4/2023 vs. Union (W, 10-1) — <i>first 3G were PPG</i>
2.	1:34	3/4/1961 vs. Penn (W, 13-1)
3.	1:35	1/21/1978 vs. Yale (W, 13-1)
4.	1:37	2/28/1976 vs. Princeton (W, 8-2)
5.	1:39	3/4/1961 vs. Penn (W, 13-1)
6.	1:43	11/25/1975 vs. uOttawa (W, 15-2)
7.	1:48	1/20/1968 at Penn (W, 18-1)
8.	2:01	11/25/1975 vs. uOttawa (W, 15-2)
9.	2:05	11/25/1975 vs. uOttawa (W, 15-2)
10.	2:06	12/3/1977 at Brown (L, 6-7)

FASTEST FIVE GOALS

1.	2:01	3/4/1961 vs. Penn (W, 13-1)
2.	2:29	11/25/1975 vs. uOttawa (W, 15-2)
3.	2:35	11/25/1975 vs. uOttawa (W, 15-2)
4.	3:04	1/21/1978 vs. Yale (W, 13-1)
5.	3:34	11/25/1975 vs. uOttawa (W, 15-2)
6.	3:35	2/4/2023 vs. Union (W, 10-1) — <i>first 4G were PPG</i>
7.	3:39	3/4/1961 vs. Penn (W, 13-1)
8.	3:42	1/27/1968 at Yale (W, 19-1)
9.	3:46	1/21/1978 at Yale (W, 19-1)
10.	3:56	1/27/1968 vs. Yale (W, 13-1)

MOST SAVES BY TEAM, GAME

1.	61	2/23/1959 vs. Harvard (L, 0-13) <i>John Detwiler (61 saves)</i>
	61	3/6/1982 at Yale (L, 2-5) <i>Brian Hayward (61 saves)</i>
3.	60	12/17/1958 vs. Yale (L, 1-12) <i>Pete Wheelwright (29 saves); John Detwiler (31 saves)</i>
	60	12/20/1962 vs. Clarkson (L, 3-8) <i>Laing Kennedy (60 saves)</i>
	60	1/3/1986 at British Columbia (W, 5-2) <i>Doug Dadswell (60 saves)</i>
	60	3/17/2013 at Quinnipiac (L, 2-3 — 2OT) <i>Andy Iles (60 saves)</i>
7.	59	3/26/2006 vs. Wisconsin (L, 0-1 — 3OT) <i>David McKee (59 saves)</i>
8.	58	1/10/1959 at Harvard (L, 0-18) <i>John Detwiler (58 saves)</i>
9.	57	3/14/1986 vs. Yale (W, 3-2 — 2OT) <i>Doug Dadswell (57 saves)</i>
	57	2/4/1961 at Harvard (L, 1-2) <i>Laing Kennedy (57 saves)</i>

POINTS IN SEASON, PLAYER

1.	83	Lance Nethery	1977-78
2.	78	Lance Nethery	1976-77
3.	74	Brian Cornell	1968-69
4.	71	Doug Ferguson	1965-66
5.	69	Carlo Ugolini	1972-73
6.	68	James Vaughan	1975-76
7.	66	Doug Derrauth	1990-91
8.	65	Lance Nethery	1978-79
9.	63	Larry Fullan	1971-72
	63	Doug Marrett	1972-73
	63	David Peace	1974-75

GOALS SCORED IN SEASON, PLAYER

1.	37	Doug Ferguson	1965-66
2.	34	Doug Marrett	1972-73
3.	32	Lance Nethery	1976-77
4.	31	James Vaughan	1975-76
	31	Brock Tredway	1978-79
6.	30	Doug Derrauth	1990-91
7.	29	Brian Cornell	1967-68
	29	Mark Trivett	1976-77
	29	Roy Kerling	1977-78
	29	Brock Tredway	1980-81

ASSISTS IN SEASON, PLAYER

1.	60	Lance Nethery	1977-78
2.	52	Brian Cornell	1968-69
3.	47	Lance Nethery	1978-79
4.	46	Lance Nethery	1976-77
5.	44	Carlo Ugolini	1972-73
6.	43	Larry Fullan	1971-72
7.	41	Brian Campbell	1974-75
8.	40	Peter Tufford	1968-69
9.	39	Michael Doran	1965-66
	39	Steve Bajinski	1974-75

SAVES IN SEASON, PLAYER

1.	967	Doug Dadswell	1985-86
2.	906	Mitch Gillam	2015-16
3.	898	Andy Iles	2012-13
4.	894	Ben Scrivens	2009-10
5.	883	Ben Scrivens	2007-08
6.	870	Andy Iles	2011-12
7.	857	Doug Dadswell	1984-85
8.	856	Jason Elliott	1997-98
9.	843	Mitch Gillam	2016-17
10.	836	Dave Elenbaas	1972-73

GOALS-AGAINST AVERAGE, SEASON

1.	1.20	Dave LeNeveu	2002-03
2.	1.24	David McKee	2004-05
3.	1.48	Ken Dryden	1966-67
4.	1.51	Matthew Galajda	2017-18
5.	1.52	Ken Dryden	1967-68
6.	1.56	Matthew Galajda	2019-20
7.	1.69	Ian Shane	2023-24
8.	1.72	Ian Shane	2022-23
9.	1.74	Ben Scrivens	2008-09
10.	1.81	Ken Dryden	1968-69

SHUTOUTS, SEASON

1.	10	David McKee	2004-05
2.	9	Dave LeNeveu	2002-03
3.	9	Matthew Galajda	2017-18
4.	7	Ben Scrivens	2008-09
5.	7	Ben Scrivens	2009-10
6.	7	Mitch Gillam	2015-16
7.	6	Ken Dryden	1967-68
8.	6	Andy Iles	2011-12
9.	5	Five times, <b>Last: Ian Shane (2022-23)</b>	

POINTS IN SEASON, TEAM

1.	530	1976-77	# of players with points:	20
2.	522	1977-78	# of players with points:	22
3.	502	1968-69	# of players with points:	18
4.	480	1967-68	# of players with points:	18
	474	1975-76	# of players with points:	26
6.	465	1971-72	# of players with points:	19
	465	1969-70	# of players with points:	17
8.	433	1978-79	# of players with points:	23
9.	430	1972-73	# of players with points:	19
10.	427	1974-75	# of players with points:	20

GOALS SCORED IN SEASON, TEAM

1.	204	1976-77	# of players with goals:	20
2.	195	1977-78	# of players with goals:	21
3.	190	1968-69	# of players with goals:	16
4.	187	1967-68	# of players with goals:	17
5.	179	1969-70	# of players with goals:	17
6.	176	1971-72	# of players with goals:	16
7.	174	1975-76	# of players with goals:	18
8.	166	1978-79	# of players with goals:	20
9.	164	1966-67	# of players with goals:	14
10.	159	1970-71	# of players with goals:	19

ASSISTS IN SEASON, TEAM

1.	327	1977-78	# of players with assists:	20
	326	1976-77	# of players with assists:	20
3.	312	1968-69	# of players with assists:	18
4.	300	1975-76	# of players with assists:	25
5.	293	1967-68	# of players with assists:	18
6.	289	1971-72	# of players with assists:	19
	286	1969-70	# of players with assists:	17
8.	274	1972-73	# of players with assists:	18
	270	1974-75	# of players with assists:	20
	267	1978-79	# of players with assists:	22

SAVES IN SEASON, TEAM

1.	1030	1985-86	Games: 32	SV/game: 32.19
2.	1026	1980-81	Games: 31	SV/game: 33.10
3.	1004	1997-98	Games: 33	SV/game: 30.42
4.	978	1996-97	Games: 35	SV/game: 27.94
5.	951	1979-80	Games: 31	SV/game: 30.68
6.	949	2010-11	Games: 34	SV/game: 27.91
7.	948	2007-08	Games: 36	SV/game: 26.33
8.	938	1993-94	Games: 30	SV/game: 31.27
9.	936	2015-16	Games: 34	SV/game: 27.53
10.	931	1984-85	Games: 30	SV/game: 31.03

GOALS-AGAINST AVERAGE, SEASON

1.	1.24	2004-05	GA: 44	Minutes: 2134:19
2.	1.26	2002-03	GA: 46	Minutes: 2187:32
3.	1.48	1967-68	GA: 43	Minutes: 1740:00
4.	1.52	2017-18	GA: 50	Minutes: 1978:38
5.	1.54	2019-20	GA: 45	Minutes: 1750:43
6.	1.59	1966-67	GA: 46	Minutes: 1740:00
7.	1.68	2001-02	GA: 61	Minutes: 2176:41
8.	1.80	2023-24	GA: 64	Minutes: 2135:41
9.	1.82	2003-04	GA: 59	Minutes: 1942:47
10.	1.84	2009-10	GA: 63	Minutes: 2049:53

SHUTOUTS, SEASON

1.	10	2004-05
	10	2017-18
3.	9	2002-03
4.	7	2008-09
	7	2009-10
	7	2015-16
	6	1967-68
8.	6	2011-12
9.	5	Eight times, <b>Last: 2022-23</b>

CAREER POINTS

1.	271	Lance Nethery	1975-79
2.	207	Brock Tredway	1977-81
3.	200	Roy Kerling	1977-78, 1979-82
4.	187	Doug Ferguson	1964-67
5.	177	Duanne Moeser	1982-86
6.	165	Larry Fullan	1969-72
7.	160	Peter Tufford	1966-69
8.	159	Gary Cullen	1981-85
9.	154	James Vaughan	1974-77
10.	153	Doug Derrauth	1987-91

CAREER GOALS SCORED

1.	113	Brock Tredway	1977-81
2.	93	Roy Kerling	1977-78, 1979-82
3.	91	Doug Ferguson	1964-67
	91	Lance Nethery	1975-79
5.	81	Duanne Moeser	1982-86
6.	73	Joe Nieuwendyk	1984-87
7.	71	James Vaughan	1974-77
	71	Matt Moulson	2002-06
9.	68	John Hughes	1967-70
	68	Peter Tufford	1966-69
	68	Trent Andison	1987-91

CAREER ASSISTS

1.	180	Lance Nethery	1975-79
2.	108	Larry Fullan	1969-72
3.	107	Roy Kerling	1977-78, 1979-82
4.	105	Gary Cullen	1981-85
5.	96	Doug Ferguson	1964-67
	96	Duanne Moeser	1982-86
7.	95	Brian Cornell	1966-69
8.	94	Brock Tredway	1977-81
9.	93	Kyle Knopp	1995-99
10.	92	Brian Campbell	1973-76
	92	Peter Tufford	1966-69

CAREER SAVES

1.	2988	Andy Iles	2010-14
2.	2824	Ben Scrivens	2006-10
3.	2462	Jason Elliott	1994-98
4.	2403	Mitch Gillam	2013-17
5.	2228	Corrie D'Alessio	1987-91
	2225	Brian Hayward	1978-82
7.	2208	David McKee	2003-06
8.	2157	Ian Shane	2021-Pres.
9.	2143	Darren Eliot	1979-83
10.	2052	Matt Underhill	1998-02

CAREER GOALS-AGAINST AVERAGE

1.	1.29	Dave LeNeveu	2001-03
2.	1.60	Ken Dryden	1966-69
3.	1.64	Matthew Galajda	2017-20
4.	1.71	David McKee	2003-06
5.	1.85	Ian Shane	2021-Pres.
6.	1.91	Ben Scrivens	2006-10
7.	2.13	Brian Cropper	1968-71
8.	2.15	Mitch Gillam	2013-17
9.	2.26	Andy Iles	2010-14
10.	2.32	Matt Underhill	1998-02

CAREER SHUTOUTS

1.	19	Matthew Galajda	2017-20
	19	Ben Scrivens	2006-10
3.	18	David McKee	2003-06
4.	13	Ken Dryden	1966-69
	13	Ian Shane	2021-Pres.
6.	11	Dave LeNeveu	2001-03
	11	Mitch Gillam	2013-17
8.	10	Laing Kennedy	1960-63
9.	9	Andy Iles	2010-14
10.	7	Brian Cropper	1968-71
	7	Errol McKibbin	1963-66



2024-25 OVERALL STATISTICS

Overall 12-9-6 Home 8-4-1 Away 3-5-4 Neutral 1-0-1 ECAC Hockey 9-7-4

#	PLAYER	GP	G	A	PTS	SH	SH%	+/-	PN-MIN	MIN	MAJ	OTH	PPG	SHG	FG	GWG	GTG	OTG	HT	PN	UA	BLK	SHOOTOUTS		
																							G	ATT	PCT
14	Ryan Walsh	27	13	11	24	68	.191	+7	8-16	8	0	0	3	0	1	2	1	0	0	0	1	15	0	2	.000
17	Dalton Bancroft	27	13	7	20	86	.151	+5	7-25	5	1	1	3	1	2	4	0	0	1	0	0	15	3	5	.600
12	Tim Rego	27	4	13	17	34	.118	+9	4-16	3	0	1	0	0	0	1	0	0	0	0	0	22	0	0	—
26	Ondrej Psenicka	21	7	8	15	45	.156	+3	4-8	4	0	0	2	0	1	0	1	0	0	0	1	13	0	0	—
9	Jack O'Leary	26	6	9	15	34	.176	+4	4-19	2	1	1	0	0	1	2	2	0	0	0	0	9	0	0	—
19	Sullivan Mack	23	5	10	15	51	.098	+7	2-4	2	0	0	0	0	1	0	0	0	0	0	0	9	0	0	—
10	Jake Kraft	27	7	5	12	50	.140	+6	1-2	1	0	0	0	0	2	1	0	0	0	0	1	9	0	0	—
38	Jonathan Castagna	23	3	8	11	42	.071	-5	7-14	7	0	0	0	0	0	0	0	0	0	0	0	13	0	0	—
16	Charlie Major	19	2	9	11	41	.049	+4	2-4	2	0	0	0	0	1	1	0	1	0	0	0	7	0	1	.000
28	Nick DeSantis	26	5	5	10	35	.143	+9	6-20	5	0	1	1	0	2	0	1	0	0	0	2	9	0	0	—
6	George Fegaras	21	1	9	10	35	.029	0	5-10	5	0	0	0	0	0	0	0	0	0	0	0	15	0	0	—
21	Ben Robertson	27	1	9	10	33	.030	+2	2-4	2	0	0	1	0	0	0	0	0	0	0	0	25	2	2	1.000
18	Kyler Kovich	27	3	6	9	28	.107	+9	7-17	6	1	0	0	0	0	0	0	0	0	0	0	10	0	0	—
5	Hoyt Stanley	26	1	8	9	26	.038	+8	10-31	8	1	1	0	0	1	0	0	0	0	0	0	37	0	0	—
4	Hank Kempf	27	2	5	7	23	.087	+3	6-12	6	0	0	0	0	0	0	0	0	0	0	0	25	0	1	.000
15	Tyler Catalano	27	2	4	6	23	.087	0	8-24	7	0	1	0	0	0	1	0	0	0	0	0	7	0	0	—
27	Michael Suda	27	0	6	6	26	.000	+8	7-14	7	0	0	0	0	0	0	0	0	0	0	0	25	3	4	.750
22	Kyle Penney	16	5	0	5	36	.139	+6	2-15	0	1	1	0	1	0	0	0	0	0	0	1	4	0	0	—
24	Nicholas Wolfenberg	14	1	1	2	8	.125	+2	1-2	1	0	0	0	0	0	0	0	0	0	0	0	3	0	0	—
3	Jack O'Brien	21	0	2	2	12	.000	+2	1-2	1	0	0	0	0	0	0	0	0	0	0	0	6	0	0	—
7	Jimmy Rayhill	6	0	1	1	3	.000	0	0-0	0	0	0	0	0	0	0	0	0	0	0	0	2	0	0	—
30	Ian Shane	26	0	1	1	0	.000	0	1-2	1	0	0	0	0	0	0	0	0	0	0	0	0	0	0	—
11	Sean Donaldson	15	0	0	0	15	.000	-7	4-19	2	1	1	0	0	0	0	0	0	0	0	0	1	0	0	—
13	Marian Mosko	2	0	0	0	1	.000	-1	0-0	0	0	0	0	0	0	0	0	0	0	0	0	1	0	0	—
29	Parker Murray	3	0	0	0	1	.000	0	1-2	1	0	0	0	0	0	0	0	0	0	0	0	0	0	0	—
33	Remington Keopple	3	0	0	0	0	.000	0	0-0	0	0	0	0	0	0	0	0	0	0	0	0	0	0	0	—
TEAM		3-6																							
TOTALS		27	81	137	218	756	.107	+81	103-288	89	6	8	10	2	12	12	5	1	1	0	6	282	8	15	.533
OPPONENTS		27	67	108	175	607	.110	-94	111-277	101	5	5	14	3	15	9	1	0	1	0	7	341	3	16	.188

#	PLAYER	GP-GS	MIN	GA	GAA	SV	SV%	W	L	T	SHO	PPG	SHG	ENG
30	Ian Shane	26-26	1524:52	59	2.32	504	.895	11	9	6	2	13	2	0
33	Remington Keopple	3-1	106:43	2	1.12	36	.947	1	0	0	0	1	0	0
EMPTY NET			21:23	6	—	—	—	—	—	—	—	0	1	5
TOTALS		27	1652:58	67	2.43	540	.890	12	9	6	2	14	3	5
OPPONENTS		27	1652:58	81	2.94	675	.893	9	12	6	1	10	2	4

FACEOFFS

#	PLAYER	W	L	PCT
28	Nick DeSantis	3	2	.600
38	Jonathan Castagna	209	149	.584
14	Ryan Walsh	325	239	.576
18	Kyler Kovich	66	57	.537
15	Tyler Catalano	90	84	.517
9	Jack O'Leary	7	7	.500
12	Tim Rego	1	1	.500
16	Charlie Major	92	94	.495
26	Ondrej Psenicka	8	9	.471
22	Kyle Penney	17	21	.447
17	Dalton Bancroft	6	8	.429
19	Sullivan Mack	5	8	.385
10	Jake Kraft	1	7	.125
7	Jimmy Rayhill	0	1	.000
11	Sean Donaldson	0	1	.000
TOTALS		830	688	.547
OPPONENTS		688	830	.453

POWER-PLAY SCORING

#	PLAYER	G	A	PTS	SH	SH%
6	George Fegaras	0	6	6	3	.000
14	Ryan Walsh	3	2	5	20	.150
17	Dalton Bancroft	3	1	4	24	.125
21	Ben Robertson	1	3	4	13	.077
12	Tim Rego	0	4	4	7	.000
16	Charlie Major	0	3	3	14	.000
26	Ondrej Psenicka	2	0	2	11	.182
28	Nick DeSantis	1	0	1	6	.167
38	Jonathan Castagna	0	1	1	6	.000

SHORT-HANDED SCORING

#	PLAYER	G	A	PTS	SH	SH%
17	Dalton Bancroft	1	0	1	5	.200
22	Kyle Penney	1	0	1	3	.333
14	Ryan Walsh	0	1	1	4	.000

PERIOD-BY-PERIOD STATS

GOALS	1ST	2ND	3RD	OT	TOTAL
Cornell	26	26	28	1	81
Opponents	17	30	20	0	67
Difference	+9	-4	+8	+1	+14
SHOTS	1ST	2ND	3RD	OT	TOTAL
Cornell	225	233	270	28	756
Opponents	191	230	178	8	607
Difference	+34	+3	+92	+20	+149
SAVES	1ST	2ND	3RD	OT	TOTAL
Cornell	174	200	158	8	540
Opponents	199	207	242	27	675
Difference	-25	-7	-84	-19	-135

2024-25 ECAC HOCKEY STATISTICS

Overall12-9-6

Home8-4-1

Away3-5-4

Neutral1-0-1

ECAC Hockey9-7-4

#	PLAYER	GP	G	A	PTS	SH	SH%	+/-	PN-MIN	MIN	MAJ	OTH	PPG	SHG	FG	GWG	GTG	OTG	HT	PN	UA	BLK	SHOOTOUTS		
																							G	ATT	PCT
17	Dalton Bancroft	20	11	6	17	63	.175	+6	4-19	2	1	1	3	0	2	3	0	0	1	0	0	13	2	3	.667
14	Ryan Walsh	20	10	7	17	53	.189	+5	5-10	5	0	0	3	0	1	2	1	0	0	0	0	12	0	1	.000
12	Tim Rego	20	2	12	14	20	.100	+6	3-14	2	0	1	0	0	0	0	0	0	0	0	0	15	0	0	—
26	Ondrej Psenicka	14	6	7	13	31	.194	+6	3-6	3	0	0	2	0	1	0	0	0	0	0	1	10	0	0	—
9	Jack O'Leary	19	4	8	12	25	.160	0	2-15	0	1	0	0	0	1	2	1	0	0	0	0	5	0	0	—
19	Sullivan Mack	16	3	8	11	27	.111	+4	2-4	2	0	0	0	0	0	0	0	0	0	0	0	5	0	0	—
16	Charlie Major	12	2	8	10	23	.087	+6	1-2	1	0	0	0	0	1	1	0	1	0	0	0	7	0	1	.000
10	Jake Kraft	20	5	4	9	31	.161	+2	1-2	1	0	0	0	0	1	1	0	0	0	0	1	9	0	0	—
18	Kyler Kovich	20	3	6	9	22	.136	+10	6-15	5	1	0	0	0	0	0	0	0	0	0	0	7	0	0	—
6	George Fegaras	16	1	8	9	21	.048	0	5-10	5	0	0	0	0	0	0	0	0	0	0	0	9	0	0	—
28	Nick DeSantis	19	4	4	8	32	.125	+8	6-20	5	0	1	1	0	1	0	1	0	0	0	1	4	0	0	—
21	Ben Robertson	20	1	7	8	23	.043	-1	2-4	2	0	0	1	0	0	0	0	0	0	0	0	21	2	2	1.000
38	Jonathan Castagna	16	2	4	6	26	.077	-7	3-6	3	0	0	0	0	0	0	0	0	0	0	0	12	0	0	—
5	Hoyt Stanley	19	1	5	6	22	.045	+7	8-27	6	1	0	0	0	1	0	0	0	0	0	0	25	0	0	—
4	Hank Kempf	20	2	3	5	15	.133	+3	4-8	4	0	0	0	0	0	0	0	0	0	0	0	17	0	0	—
22	Kyle Penney	14	4	0	4	29	.138	+5	2-15	0	1	0	0	1	0	0	0	0	0	0	1	4	0	0	—
15	Tyler Catalano	20	1	3	4	20	.050	0	6-20	5	0	1	0	0	0	0	0	0	0	0	0	4	0	0	—
27	Michael Suda	20	0	4	4	19	.000	+7	6-12	6	0	0	0	0	0	0	0	0	0	0	0	20	2	3	.667
3	Jack O'Brien	14	0	2	2	10	.000	+2	0-0	0	0	0	0	0	0	0	0	0	0	0	0	3	0	0	—
7	Jimmy Rayhill	6	0	1	1	3	.000	0	0-0	0	0	0	0	0	0	0	0	0	0	0	0	2	0	0	—
30	Ian Shane	19	0	1	1	0	.000	0	1-2	1	0	0	0	0	0	0	0	0	0	0	0	0	0	0	—
11	Sean Donaldson	12	0	0	0	14	.000	-6	4-19	2	1	1	0	0	0	0	0	0	0	0	0	1	0	0	—
13	Marian Mosko	2	0	0	0	1	.000	-1	0-0	0	0	0	0	0	0	0	0	0	0	0	0	1	0	0	—
24	Nicholas Wolfenberg	10	0	0	0	4	.000	+1	0-0	0	0	0	0	0	0	0	0	0	0	0	0	3	0	0	—
29	Parker Murray	3	0	0	0	1	.000	0	1-2	1	0	0	0	0	0	0	0	0	0	0	0	0	0	0	—
33	Remington Keopple	2	0	0	0	0	.000	0	0-0	0	0	0	0	0	0	0	0	0	0	0	0	0	0	0	—
TEAM		3-6																							
TOTALS		20	62	108	170	535	.116	+63	78-238	64	6	8	10	1	9	9	3	1	1	0	4	209	6	10	.600
OPPONENTS		20	49	78	127	435	.113	-71	87-229	77	5	5	11	2	11	7	1	0	1	0	5	250	3	10	.300

#	PLAYER	GP-GS	MIN	GA	GAA	SV	SV%	W	L	T	SHO	PPG	SHG	ENG
30	Ian Shane	19-19	1140:02	42	2.21	360	.896	8	7	4	2	10	1	0
33	Remington Keopple	2-1	69:40	2	1.72	26	.929	1	0	0	0	1	0	0
EMPTY NET			13:16	5	—	—	—	—	—	—	—	0	1	5
TOTALS		20	1222:58	49	2.40	386	.887	9	7	4	2	11	2	5
OPPONENTS		20	1222:58	62	3.04	473	.884	7	9	4	0	10	1	1

FACEOFFS

#	PLAYER	W	L	PCT
28	Nick DeSantis	3	1	.750
38	Jonathan Castagna	152	99	.606
14	Ryan Walsh	257	170	.602
18	Kyler Kovich	58	48	.547
15	Tyler Catalano	68	62	.523
12	Tim Rego	1	1	.500
22	Kyle Penney	16	17	.485
26	Ondrej Psenicka	7	8	.467
9	Jack O'Leary	5	6	.455
17	Dalton Bancroft	5	6	.455
16	Charlie Major	43	62	.410
19	Sullivan Mack	1	4	.200
10	Jake Kraft	1	6	.143
7	Jimmy Rayhill	0	1	.000
11	Sean Donaldson	0	1	.000
TOTALS		617	492	.556
OPPONENTS		492	617	.444

POWER-PLAY SCORING

#	PLAYER	G	A	PTS	SH	SH%
6	George Fegaras	0	6	6	3	.000
14	Ryan Walsh	3	2	5	16	.188
17	Dalton Bancroft	3	1	4	17	.176
21	Ben Robertson	1	3	4	10	.100
12	Tim Rego	0	4	4	4	.000
16	Charlie Major	0	3	3	10	.000
26	Ondrej Psenicka	2	0	2	9	.222
28	Nick DeSantis	1	0	1	6	.167
38	Jonathan Castagna	0	1	1	5	.000

SHORT-HANDED SCORING

#	PLAYER	G	A	PTS	SH	SH%
22	Kyle Penney	1	0	1	2	.500

PERIOD-BY-PERIOD STATS

GOALS	1ST	2ND	3RD	OT	TOTAL
Cornell	19	23	19	1	62
Opponents	11	19	19	0	49
Difference	+8	+4	0	+1	+13
SHOTS	1ST	2ND	3RD	OT	TOTAL
Cornell	159	172	184	20	535
Opponents	146	151	134	4	435
Difference	+13	+21	+50	+16	+100
SAVES	1ST	2ND	3RD	OT	TOTAL
Cornell	135	132	115	4	386
Opponents	140	149	165	19	473
Difference	-5	-17	-50	-15	-87

2024-25 PERIOD-BY-PERIOD COMPARISONS

DATE		OPPONENT		GOALS												SHOTS																	
				TOTAL			CU BY PERIOD				OPP BY PERIOD				+/- BY PERIOD				TOTAL			CU BY PERIOD				OPP BY PERIOD				+/- BY PERIOD			
				CU	OPP	+/-	1	2	3	OT	1	2	3	OT	1	2	3	OT	CU	OPP	+/-	1	2	3	OT	1	2	3	OT	1	2	3	OT
11/1	North Dakota	4	1	+1	3	0	1	—	1	0	0	—	+2	0	+1	—	21	24	-3	6	10	5	—	5	10	9	—	+1	0	-4	—		
11/2	North Dakota	5	3	+2	1	1	3	—	0	3	0	—	+1	-2	+3	—	28	28	0	11	4	13	—	5	15	8	—	+6	-11	+5	—		
11/8	Yale	2	2	0	1	1	0	0	1	1	0	0	0	0	0	0	33	10	+23	5	10	13	5	3	6	0	1	+2	+4	+13	+4		
11/9	Brown	3	1	+2	0	1	2	—	1	0	0	—	-1	+1	+2	—	31	19	+12	7	11	13	—	9	5	5	—	-2	+6	+8	—		
11/15	at Dartmouth	3	4	-1	0	1	2	—	0	2	2	—	0	-1	0	—	32	23	+9	11	7	14	—	8	5	10	—	+3	+2	+4	—		
11/16	at Harvard	2	2	0	0	1	1	0	1	1	0	0	-1	0	+1	0	26	34	-8	6	5	12	3	13	11	10	0	-7	-6	+2	+3		
11/22	Quinnipiac	1	3	-2	1	0	0	—	1	0	2	—	0	0	-2	—	16	23	-7	5	5	6	—	5	9	9	—	0	-4	-3	—		
11/23	Princeton	5	0	+5	3	0	2	—	0	0	0	—	+3	0	+2	—	24	24	0	12	7	5	—	8	9	7	—	+4	-2	-2	—		
11/30	vs. Quinnipiac	3	3	0	2	0	1	0	0	3	0	0	+2	-3	+1	0	33	29	+4	15	4	13	1	6	14	6	3	+9	-10	+7	-2		
12/6	Colgate	3	2	+1	0	1	1	1	1	1	0	0	-1	0	+1	+1	31	10	+21	5	12	11	3	4	4	2	0	+1	+8	+9	+3		
12/7	at Colgate	3	6	-3	1	1	1	—	1	2	3	—	0	-1	-2	—	20	22	-2	3	9	8	—	8	5	9	—	-5	+4	-1	—		
1/3	vs. UMass	4	2	+2	0	1	3	—	1	1	0	—	-1	0	+3	—	35	24	+11	9	10	16	—	6	13	5	—	+3	-3	+11	—		
1/4	at Arizona State	0	4	-4	0	0	0	—	2	2	0	—	-2	-2	0	—	34	28	+6	8	9	17	—	11	12	5	—	-3	-3	+12	—		
1/10	at Sacred Heart	1	1	0	1	0	0	0	1	0	0	0	0	0	0	0	41	18	+23	9	13	12	7	5	6	6	1	+4	+7	+6	+6		
1/11	at Sacred Heart	2	4	-2	0	1	1	—	1	2	1	—	-1	-1	0	—	29	21	+8	8	11	10	—	7	9	5	—	+1	+2	+5	—		
1/17	at Princeton	6	2	+4	2	2	2	—	1	0	1	—	+1	+2	+1	—	31	25	+6	10	13	8	—	7	9	9	—	+3	+4	-1	—		
1/18	at Quinnipiac	2	2	0	1	0	1	0	0	2	0	0	+1	-2	+1	0	25	24	+1	7	6	6	6	6	15	3	0	+1	-9	+3	+6		
1/24	Harvard	4	1	+3	2	1	1	—	0	1	0	—	+2	0	+1	—	24	15	+9	11	7	6	—	6	6	3	—	+5	+1	+3	—		
1/25	Dartmouth	1	6	-5	0	1	0	—	1	2	3	—	-1	-1	-3	—	17	30	-13	6	6	5	—	7	11	12	—	-1	-5	-7	—		
1/31	at St. Lawrence	1	2	-1	0	1	0	—	1	1	0	—	-1	0	0	—	28	29	-1	5	10	13	—	10	15	4	—	-5	-5	+9	—		
2/1	at Clarkson	3	3	0	2	1	0	0	1	2	0	0	+1	-1	0	0	27	37	-10	8	4	12	3	11	11	12	3	-3	-7	0	0		
2/7	RPI	4	2	+2	1	1	2	—	0	0	2	—	+1	+1	0	—	30	18	+12	13	7	10	—	6	3	9	—	+7	+4	+1	—		
2/8	Union	1	4	-3	0	1	0	—	1	1	2	—	-1	0	-2	—	31	24	+7	8	12	11	—	13	5	6	—	-5	+7	+5	—		
2/14	at Brown	6	1	+5	1	3	2	—	0	0	1	—	+1	+3	+1	—	31	18	+13	7	14	10	—	5	8	5	—	+2	+6	+5	—		
2/15	at Yale	5	3	+2	2	3	0	—	0	2	1	—	+2	+1	-1	—	22	26	-4	10	8	4	—	6	10	10	—	+4	-2	-6	—		
2/21	Clarkson	1	3	-2	0	1	0	—	0	1	2	—	0	0	-2	—	25	11	+14	6	10	9	—	4	3	4	—	+2	+7	+5	—		
2/22	St. Lawrence	6	0	+6	2	2	2	—	0	0	0	—	+2	+2	+2	—	31	13	+18	14	9	8	—	7	1	5	—	+7	+8	+3	—		
2/28	at Union																																
3/1	at RPI																																



2024-25 GAME-BY-GAME SCORING BREAKDOWN

Date	Opponent	3 O'Brien	4 Kempf	5 Stanley	6 Fegaras	7 Rayhill	8 Devlin	9 O'Leary	10 Kraft	11 Donaldson	12 Rego	13 Mosko	14 Walsh	15 Catalano	16 Major
11/1	North Dakota	0-0—0	0-0—0	0-1—1	DND	DND	DND	0-0—0	0-0—0	DND	0-0—0	DND	0-0—0	1-0—1	0-0—0
11/2	North Dakota	0-0—0	0-1—1	0-0—0	DND	DND	DND	1-0—1	1-1—2	DND	1-1—2	DND	1-2—3	0-1—1	0-1—1
11/8	Yale	DNP	0-1—1	0-0—0	DND	DND	DND	1-0—1	0-1—1	0-0—0	0-0—0	DND	0-1—1	0-0—0	0-0—0
11/9	Brown	DNP	0-0—0	0-0—0	DND	DND	DND	0-0—0	0-0—0	0-0—0	0-0—0	DND	1-0—1	0-0—0	0-0—0
11/15	at Dartmouth	0-1—1	0-0—0	0-1—1	DND	DND	DND	0-0—0	0-0—0	0-0—0	0-0—0	DND	0-0—0	1-0—1	0-1—1
11/16	at Harvard	0-0—0	0-0—0	0-0—0	DND	DND	DND	0-0—0	0-0—0	0-0—0	1-1—2	DND	1-0—1	0-0—0	0-1—1
11/22	Quinnipiac	DNP	0-0—0	0-0—0	0-0—0	DND	DND	0-0—0	0-0—0	0-0—0	0-1—1	DND	0-0—0	0-0—0	0-0—0
11/23	Princeton	0-0—0	0-0—0	0-0—0	0-2—2	DND	DND	0-1—1	1-0—1	0-0—0	0-1—1	DND	1-1—2	0-0—0	0-1—1
11/30	vs. Quinnipiac	0-0—0	0-1—1	0-0—0	0-0—0	DND	DND	1-0—1	0-0—0	0-0—0	0-0—0	DND	0-1—1	0-0—0	0-0—0
12/6	Colgate	DNP	0-1—1	0-0—0	0-1—1	DND	DND	1-0—1	0-0—0	0-0—0	0-0—0	DND	1-0—1	0-0—0	1-1—2
12/7	at Colgate	0-0—0	0-0—0	0-0—0	0-2—2	DND	DND	0-1—1	0-1—1	0-0—0	0-0—0	DND	0-0—0	0-1—1	0-0—0
1/3	vs. UMass	0-0—0	0-0—0	0-2—2	0-0—0	DND	DND	0-1—1	0-0—0	0-0—0	1-0—1	DND	1-0—1	0-0—0	0-0—0
1/4	at Arizona State	0-0—0	0-0—0	0-0—0	0-0—0	DND	DND	0-0—0	0-0—0	DND	0-0—0	DND	0-0—0	0-0—0	0-0—0
1/10	at Sacred Heart	0-0—0	0-0—0	0-0—0	0-1—1	DND	DND	0-0—0	0-0—0	0-0—0	0-0—0	DND	0-0—0	0-0—0	0-0—0
1/11	at Sacred Heart	0-0—0	0-0—0	0-0—0	0-0—0	DND	DND	0-0—0	1-0—1	DND	0-0—0	DND	1-1—2	0-0—0	0-0—0
1/17	at Princeton	0-0—0	0-0—0	0-0—0	0-0—0	0-0—0	DND	0-0—0	1-2—3	DND	0-1—1	DND	1-2—3	0-0—0	DND
1/18	at Quinnipiac	0-0—0	0-0—0	0-0—0	0-1—1	0-0—0	DND	0-0—0	0-0—0	DND	0-2—2	DND	0-0—0	0-0—0	DND
1/24	Harvard	0-0—0	0-0—0	0-0—0	0-1—1	0-0—0	DND	0-0—0	1-0—1	DND	0-1—1	DND	1-0—1	0-0—0	DND
1/25	Dartmouth	0-0—0	0-0—0	0-0—0	1-0—1	DNP	DND	0-0—0	0-0—0	DND	0-0—0	DND	0-0—0	0-0—0	DND
1/31	at St. Lawrence	0-0—0	1-0—1	DND	0-0—0	0-0—0	DND	DND	0-0—0	DND	0-0—0	0-0—0	0-0—0	0-1—1	DND
2/1	at Clarkson	0-0—0	0-1—1	1-0—1	0-0—0	0-0—0	DND	0-3—3	1-0—1	DND	0-0—0	0-0—0	0-0—0	0-0—0	DND
2/7	RPI	0-0—0	0-0—0	0-1—1	0-1—1	DND	DND	1-0—1	0-0—0	DND	0-2—2	DND	0-0—0	0-0—0	DND
2/8	Union	0-0—0	0-0—0	0-0—0	0-0—0	DND	DND	0-0—0	0-0—0	DND	0-1—1	DND	0-0—0	0-0—0	DND
2/14	at Brown	0-0—0	0-0—0	0-1—1	0-0—0	DND	DND	0-2—2	0-0—0	0-0—0	1-0—1	DND	2-1—3	0-0—0	1-1—2
2/15	at Yale	0-1—1	0-0—0	0-1—1	0-0—0	DND	DND	0-0—0	1-0—1	0-0—0	0-1—1	DND	2-1—3	0-1—1	0-1—1
2/21	Clarkson	0-0—0	0-0—0	0-0—0	0-0—0	DND	DND	0-0—0	0-0—0	0-0—0	0-0—0	DND	0-0—0	0-0—0	0-0—0
2/22	St. Lawrence	DND	1-0—1	0-1—1	0-0—0	0-1—1	DND	1-1—2	0-0—0	0-0—0	0-1—1	DND	0-1—1	0-0—0	0-2—2

Date	Opponent	17 Bancroft	18 Kovich	19 Mack	21 Robertson	22 Penney	23 Wallace	24 Wolfenber	26 Psenicka	27 Suda	28 DeSantis	29 Murray	30 Shane	33 Keopple	38 Castagna
11/1	North Dakota	0-0—0	0-0—0	1-1—2	0-1—1	0-0—0	DND	1-0—1	0-0—0	0-0—0	1-0—1	DND	0-0—0	DNP	0-2—2
11/2	North Dakota	0-0—0	0-0—0	0-0—0	0-0—0	1-0—1	DND	0-0—0	0-0—0	0-1—1	0-0—0	DND	0-0—0	DNP	0-0—0
11/8	Yale	1-0—1	0-0—0	0-0—0	0-0—0	0-0—0	DND	0-0—0	DND	0-0—0	0-0—0	DND	0-0—0	DNP	0-1—1
11/9	Brown	2-1—3	0-1—1	0-0—0	0-1—1	0-0—0	DND	0-0—0	DND	0-1—1	0-0—0	DND	0-0—0	DNP	0-0—0
11/15	at Dartmouth	0-0—0	0-0—0	DND	0-1—1	2-0—2	DND	0-0—0	DND	0-0—0	0-0—0	0-0—0	0-0—0	DNP	0-0—0
11/16	at Harvard	0-0—0	0-0—0	DND	0-0—0	0-0—0	DND	0-0—0	DND	0-0—0	0-1—1	0-0—0	0-1—1	DNP	0-0—0
11/22	Quinnipiac	0-0—0	0-0—0	DND	0-0—0	0-0—0	DND	DND	0-0—0	0-0—0	0-0—0	DND	0-0—0	DNP	1-0—1
11/23	Princeton	1-0—1	0-0—0	DND	1-1—2	0-0—0	DND	DND	1-1—2	0-1—1	0-0—0	DND	0-0—0	DNP	0-0—0
11/30	vs. Quinnipiac	1-0—1	0-0—0	1-1—2	0-0—0	DND	DND	DND	0-0—0	0-0—0	0-0—0	DND	0-0—0	DNP	0-2—2
12/6	Colgate	0-0—0	0-0—0	0-0—0	0-0—0	DND	DND	DND	0-1—1	0-0—0	0-0—0	DND	0-0—0	DNP	0-1—1
12/7	at Colgate	0-1—1	1-0—1	0-0—0	0-0—0	DND	DND	DND	2-0—2	0-0—0	0-0—0	DND	0-0—0	0-0—0	0-0—0
1/3	vs. UMass	1-0—1	0-0—0	0-0—0	0-1—1	DND	DND	DND	0-1—1	0-1—1	0-0—0	DND	0-0—0	DNP	1-0—1
1/4	at Arizona State	0-0—0	0-0—0	0-0—0	0-0—0	DND	DND	0-0—0	0-0—0	0-0—0	0-0—0	DND	0-0—0	DNP	0-0—0
1/10	at Sacred Heart	0-1—1	0-0—0	0-0—0	0-0—0	DND	DND	DND	1-0—1	0-0—0	0-0—0	DND	0-0—0	DNP	0-0—0
1/11	at Sacred Heart	0-0—0	0-0—0	0-0—0	0-0—0	DND	DND	0-1—1	0-0—0	0-0—0	0-1—1	DND	0-0—0	0-0—0	0-0—0
1/17	at Princeton	1-0—1	1-0—1	0-1—1	0-2—2	DND	DND	0-0—0	0-1—1	0-2—2	0-0—0	DND	DNP	0-0—0	1-1—2
1/18	at Quinnipiac	0-0—0	0-1—1	0-0—0	0-0—0	DND	DND	0-0—0	1-0—1	0-0—0	1-0—1	DND	0-0—0	DNP	0-0—0
1/24	Harvard	0-1—1	0-0—0	0-0—0	0-0—0	0-0—0	DND	DND	0-1—1	0-0—0	2-0—2	DND	0-0—0	DNP	0-0—0
1/25	Dartmouth	0-0—0	0-0—0	0-0—0	0-0—0	0-0—0	DND	DND	0-1—1	0-0—0	0-1—1	DND	0-0—0	DNP	0-0—0
1/31	at St. Lawrence	0-0—0	0-1—1	0-0—0	0-0—0	DND	DND	0-0—0	DND	0-0—0	DND	0-0—0	0-0—0	DNP	0-0—0
2/1	at Clarkson	0-0—0	0-0—0	1-1—2	0-0—0	DND	DND	0-0—0	DND	0-0—0	0-0—0	DND	0-0—0	DNP	0-1—1
2/7	RPI	0-0—0	0-1—1	0-0—0	0-0—0	1-0—1	DND	0-0—0	1-0—1	0-0—0	1-1—2	DND	0-0—0	DNP	0-0—0
2/8	Union	0-0—0	1-0—1	0-0—0	0-0—0	0-0—0	DND	DNP	0-1—1	0-0—0	0-0—0	DND	0-0—0	DNP	0-0—0
2/14	at Brown	0-2—2	0-1—1	0-3—3	0-0—0	1-0—1	DND	DND	1-0—1	0-0—0	0-0—0	DND	0-0—0	DNP	DND
2/15	at Yale	2-0—2	0-0—0	0-2—2	0-0—0	0-0—0	DND	DND	0-1—1	0-0—0	0-0—0	DND	0-0—0	DNP	DND
2/21	Clarkson	0-0—0	0-1—1	1-0—1	0-0—0	0-0—0	DND	DND	0-0—0	0-0—0	0-1—1	DND	0-0—0	DNP	DND
2/22	St. Lawrence	3-1—4	0-0—0	1-1—2	0-2—2	0-0—0	DND	DND	0-0—0	0-0—0	0-0—0	DND	0-0—0	DNP	DND

NOTE: SHADED DENOTES MULTI-GAME POINT STREAK

ACTIVE GOAL STREAKS

Sullivan Mack (2 games / 2 goals)

ACTIVE ASSIST STREAKS

No active streaks

ACTIVE POINT STREAKS

Sullivan Mack (4 games / 2-6—8)

## 2024-25 SPECIAL TEAMS GAME-BY-GAME BREAKDOWN

### Key:

○ 5-on-4 killed; ● 5-on-4 goal; □ 4-on-3 killed; ■ 4-on-3 goal; ◎ 5-on-4 major penalty killed; ⦿ 5-on-4 major penalty goal; ▣ 4-on-3 major penalty goal;  
 ② 5-on-3 killed; ⑤ 5-on-3 goal; ◇ 4-on-3 then 5-on-4 killed; ◆ 5-on-4 goal after 4-on-3 killed; Ⓢ shorthanded goal; ▤ 4-on-3 major penalty killed

Date	Opponent	1st Per. PPs	2nd Per. PPs	3rd Per. PPs	OT PPs	1st Per. PKs	2nd Per. PKs	3rd Per. PKs	OT PKs
11/1	North Dakota		○	○			○	○	
11/2	North Dakota	○○○	○	○			○○○	○○	
11/8	Yale		○			●	②○		
11/9	Brown	○	○	○○		○	○		
11/15	at Dartmouth		○○	◎			⑤●		
11/16	at Harvard	○	○	●○		○	⦿○	○	
11/22	Quinnipiac			○○		●	○		
11/23	Princeton		○○◇	●●		○	○○○		
11/30	vs. Quinnipiac	○	⑤			○	⑤○○○		
12/6	Colgate	○	○	②●			●		○
12/7	at Colgate	○	○●					②●●●	
1/3	vs. UMass		○○				●		
1/4	at Arizona State			○		○	■	○	
1/10	at Sacred Heart		②○○	②		○		○	
1/11	at Sacred Heart		○○			○○		○	
1/17	at Princeton		○	●				○○●◎	
1/18	at Quinnipiac	●		○○			○		
1/24	Harvard	○	○	○			○○	○	
1/25	Dartmouth	○	○	Ⓢ		○○	○	○②	
1/31	at St. Lawrence		○	○○○			○	○	
2/1	at Clarkson	○	○	○	□	○●	○	○	
2/7	RPI	●	○○	○			○○	○	
2/8	Union	○		○○		○	●	○	
2/14	at Brown	○	○	○○		○	○		
2/15	at Yale	●○		○		○	○	○	
2/21	Clarkson		○○○			○○			
2/22	St. Lawrence	○○	○○●					○	
2/28	at Union								
3/1	at RPI								

## 2024-25 SPECIAL TEAMS BREAKDOWN

Last Friday vs. Clarkson					Last Saturday vs. St. Lawrence				2024-25 Totals			
Cornell PP	PPG	Opp.	Opp. Goals	PP Time	PPG	Opp.	Opp. Goals	PP Time	PPG/Opp.	Opp. Goals	Time	PP%
5-on-4	0	3	0	6:00	1	5	0	11:32	10/83	3	154:41	12.0%
5-on-3	—	—	—	—	—	—	—	—	0/3	0	2:50	0.0%
4-on-3	—	—	—	—	—	—	—	—	0/2	0	0:36	0.0%
Cornell PK	PPG	Opp.	CU Goals	PK Time	PPG	Opp.	CU Goals	PK Time	PPG/Opp.	CU Goals	Time	PK%
5-on-4	0	2	0	4:00	0	1	0	2:00	12/76	2	140:18	84.2%
5-on-3	—	—	—	—	—	—	—	—	1/3	0	3:48	66.7%
4-on-3	—	—	—	—	—	—	—	—	1/1	0	0:17	0.0%
Even Strength	CU Goals	Chances	Opp. Goals	Time	CU Goals	Chances	Opp. Goals	Time	CU Goals	Chances	Opp Goals	Time
4-on-4	—	—	—	—	1	1	0	3:49	1	14	2	24:01
3-on-3	—	—	—	—	—	—	—	—	0	0	0	0:00
Cornell Empty Net	CU Goals	Chances	Opp. Goals	Time	CU Goals	Chances	Opp. Goals	Time	CU Goals	Chances	Opp Goals	Time
6-on-5	0	1	1	1:00	—	—	—	—	0	9	5	17:02
6-on-4	—	—	—	—	—	—	—	—	0	2	1	1:30
6-on-3	—	—	—	—	—	—	—	—	0	0	0	0:00
Opp. Empty Net	CU Goals	Chances	Opp. Goals	Time	CU Goals	Chances	Opp. Goals	Time	CU Goals	Chances	Opp Goals	Time
6-on-5	—	—	—	—	—	—	—	—	4	8	1	6:41
6-on-4	—	—	—	—	—	—	—	—	0	2	0	1:52
6-on-3	—	—	—	—	—	—	—	—	0	0	0	0:00

*Pulled Goalie situations does not include delayed penalty scenarios*

Assessed penalty while on power play: Cornell 1, Opponents 2

GAME NUMBERS FOR HOME, ROAD, AND NEUTRAL SITES ARE BASED UPON THOSE TYPES OF GAMES

<b>SCORING</b>		<b>OVERTIMES AND SHOOTOUTS</b>	
Cornell Hat Trick at Home (0 games)	2/22/2025 vs. St. Lawrence (Dalton Bancroft)	Won Home Game in Overtime (6 games)	12/6/2024 vs. Colgate (Charlie Major)
Cornell Hat Trick on Road (51 games)	12/3/2021 at St. Lawrence (Matt Stienburg)	Won Road Game in Overtime (19 games)	1/12/2024 at Arizona State (Ben Robertson)
Cornell Hat Trick at Neutral Site (13 games)	11/26/2022 vs. UConn (Dalton Bancroft)	Won Neutral Site Game in Overtime (32 games)	12/28/2015 vs. Providence (Jeff Kubiak)
Opponent Hat Trick at Home (2 games)	2/8/2025 vs. Union (Brandon Buhr)	Lost Home Game in Overtime (40 games)	12/2/2022 vs. Harvard (Sean Farrell)
Opponent Hat Trick on Road (103 games)	11/5/2016 at Harvard (Lewis Zerter-Gossage)	Lost Road Game in Overtime (13 games)	2/23/2024 at Clarkson (Mathieu Gosselin)
Opponent Hat Trick at Neutral Site (64 games)	3/21/2009 vs. Yale (Sean Backman)	Lost Neutral Site Game in Overtime (11 games)	3/17/2023 vs. Harvard (Alex Laferriere)
Two Hat Tricks in Game (1,004 games)	2/26/1994 vs. Yale (Jake Karam & Vincent Auger)	Won Shootout at Home (17 games)	2/17/2024 vs. Yale
Three Hat Tricks in Game (2,149 games)	1/4/1911 vs. Western Reserve (5, Edmund 'Stubby' Wagner; 3, Frank Crasswaller; 3, Jefferson Vincent)	Won Shootout on Road (2 games)	2/1/2025 at Clarkson
Defenseman Scored Hat Trick (1,348 games)	2/20/1982 vs. Maine (Joe Gallant)	Won Shootout at Neutral Site (7 games)	11/30/2024 vs. Quinnipiac
Hat Trick in Consecutive Games (1,099 games)	Doug Derrrough 1/22/1991 at Colgate; 1/26/1991 at Dartmouth	Lost Shootout at Home (10 games)	11/8/2024 vs. Yale
Hat Trick in 3+ Straight Games (1,474 games)	Brock Tredway 1/21/1978 vs. Yale; 1/25/1978 vs. Princeton; 1/28/1978 vs. Penn	Lost Shootout on Road (16 games)	1/27/2024 at Dartmouth
Scored 4+ Goals in a Game (122 games)	11/13/2021 vs. RPI (Max Andreev — 4 goals)	Lost Shootout at Neutral Site (6 games)	12/30/2023 vs. Arizona State
Scored 5+ Goals in a Game (1,842 games)	1/13/1965 vs. Hamilton (Doug Ferguson — 6 goals)	<b>TEAM SCORING</b>	
Two Multi-Goal Scorers in Game (2 games)	2/15/2025 at Yale (2, Ryan Walsh; 2, Dalton Bancroft)	Scored 10+ Goals at Home (33 games)	2/4/2023 vs. Union (W, 10-1)
Three Multi-Goal Scorers in Game (73 games)	2/4/2023 vs. Union (2, Dalton Bancroft; 2, Nick DeSantis; 2, Sam Malinski)	Scored 10+ Goals on Road (471 games)	2/18/1989 at Brown (W, 10-3)
<b>SCORING MARGINS</b>		Scored 10+ Goals at Neutral Site (162 games)	1/4/1985 vs. McGill (T, 10-10)
Cornell Shutout at Home (7 games)	11/23/2024 vs. Princeton (Ian Shane, 24 saves)	Allowed 10+ Goals at Home (562 games)	1/21/1987 vs. Colgate (L, 4-10)
Cornell Shutout on Road (17 games)	1/26/2024 at Harvard (Ian Shane, 17 saves)	Allowed 10+ Goals on Road (146 games)	3/16/2013 at Quinnipiac (L, 0-10)
Cornell Shutout at Neutral Site (4 games)	3/23/2023 vs. Denver (Ian Shane, 26 saves)	Allowed 10+ Goals at Neutral Site (131 games)	12/27/1995 vs. Colorado College (L, 0-11)
Opponent Shutout at Home (30 games)	2/18/2023 vs. St. Lawrence (Emil Zetterquist, 28 saves)	5-Goal Period at Home (33 games)	2/4/2023 vs. Union (6 goals — 1st period)
Opponent Shutout on Road (8 games)	1/4/2025 at Arizona State (Gibson Homer, 34 saves)	5-Goal Period on Road (286 games)	11/15/2002 at Vermont (5 goals — 1st period)
Opponent Shutout at Neutral Site (11 games)	3/17/2023 vs. Harvard (Mitchell Gibson, 15 saves)	5-Goal Period at Neutral Site (5 games)	3/22/2024 vs. Dartmouth (5 goals — 3rd period)
Consecutive Shutouts (99 games)	2/25/2022 at Quinnipiac (Ian Shane, 42 saves) 2/26/2022 at Princeton (Ian Shane, 23 saves)	Two Goals in Under One Minute (0 games)	2/22/2025 vs. St. Lawrence (0:29)
Three Straight Shutouts (129 games)	2/21/2020 at Yale (Matthew Galajda, 17 saves) 2/22/2020 at Brown (Matthew Galajda, 19 saves) 2/28/2020 vs. St. Lawrence (Matthew Galajda, 26 saves)	Three Goals in Under Three Minutes (72 games)	2/10/2023 vs. Colgate (2:20)
Four Straight Shutouts (2,168 games)	2/9/1907 vs. Rochester (George Adler) 2/16/1907 at Army (George Adler) 1/18/1908 at Army (George Adler) 1/28/1908 vs. Rochester (Curtis Yohe) 1/31/1908 at RPI (George Adler) 2/8/1908 vs. Cascadilla (George Adler)	Four Goals in Under Four Minutes (73 games)	2/4/2023 vs. Union (0:54 & 3:04)
Shutout in Consecutive Games (313 games)	12/28/2014 vs. Lake State (Gordon Defiel, 39 saves) 12/29/2014 vs. Miami (Ohio) (Jay Williams, 15 saves)	Five Goals in Under Five Minutes (73 games)	2/4/2023 vs. Union (3:35)
Shutout in Three Straight Games (1,940 games)	2/6/1960 vs. Princeton (Clifford Michel, 14 saves) 2/12/1960 at Dartmouth (Tom Wahman, 15 saves) 2/13/60 at Brown (Roderick McGarry, 26 saves)	<b>SPECIAL TEAMS SCORING</b>	
Won 1-0 Game at Home (39 games)	12/3/2022 vs. Dartmouth (Travis Mitchell)	Scored 3+ Power-Play Goals (73 games)	2/4/2023 vs. Union (6 goals)
Won 1-0 Game on Road (40 games)	2/25/2022 at Quinnipiac (Jack Malone)	Scored 4+ Power-Play Goals (73 games)	2/4/2023 vs. Union (6 goals)
Won 1-0 Game at Neutral Site (242 games)	12/30/1967 vs. Toronto (Bob McGuinn — OT)	Scored 5+ Power-Play Goals (73 games)	2/4/2023 vs. Union (6 goals)
Lost 1-0 Game at Home (30 games)	2/18/2023 vs. St. Lawrence (Aleksi Peltonen)	Allowed 3+ Power-Play Goals (80 games)	1/7/2023 at RPI (4 goals)
Lost 1-0 Game on Road (116 games)	1/15/2016 at RPI (Chris Bradley)	Allowed 4+ Power-Play Goals (80 games)	1/7/2023 at RPI (4 goals)
Lost 1-0 Game at Neutral Site (11 games)	3/17/2023 vs. Harvard (Alex Laferriere — OT)	Allowed 5+ Power-Play Goals (600 games)	3/18/2006 vs. Harvard (5 goals)
Won by 5+ Goals at Home (0 games)	2/22/2025 vs. St. Lawrence (W, 6-0)	Scored SHG in Game (18 games)	11/30/2024 vs. Quinnipiac (Dalton Bancroft)
Won by 5+ Goals on Road (1 game)	2/14/2025 at Brown (W, 6-1)	Scored 2+ SHG in Game (411 games)	1/13/2012 at Quinnipiac (Sean Collins & Joel Lowry)
Won by 5+ Goals at Neutral Site (12 games)	11/26/2022 vs. UConn (W, 6-0)	Allowed SHG in Game (8 games)	1/25/2025 vs. Dartmouth (CJ Foley & Cooper Flinton)
Lost by 5+ Goals at Home (4 games)	1/25/2025 vs. Dartmouth (L, 1-6)	Allowed 2+ SHG in Game (8 games)	1/25/2025 vs. Dartmouth (CJ Foley & Cooper Flinton)
Lost by 5+ Goals on Road (58 games)	1/31/2020 at Quinnipiac (L, 0-5)	Short-Handed Goal in OT (321 games)	11/14/2014 vs. Clarkson (Eric Freschi)
Lost by 5+ Goals at Neutral Site (25 games)	3/25/2017 vs. UMass Lowell (L, 0-5)	SHG in Consecutive Games (573 games)	2/9/2007 at Union (Mitch Carefoot) 2/10/2007 at RPI (Mark McCutcheon)
<b>LEADS AND DEFICITS</b>		<b>EMPTY-NET GOALS</b>	
Trailed by Two Goals and Won (16 games)	12/6/2024 vs. Colgate (OTW, 3-2; trailed 2-0)	Empty-Net Goal at Home (9 games)	11/9/2024 vs. Brown (Ryan Walsh)
Trailed by Three Goals and Won (846 games)	2/6/1999 vs. Princeton (W, 8-4; trailed 3-0)	Empty-Net Goal on Road (14 games)	2/10/2024 at Union (Ondrej Psenicka)
Trailed by Four Goals and Won (1,310 games)	12/10/1983 vs. Harvard (W, 6-5; trailed 4-0)	Empty-Net Goal at Neutral Site (0 games)	1/3/2025 vs. UMass (Jonathan Castagna)
Trailed by Five Goals and Won (1,596 games)	12/28/1973 vs. Colo. Coll. (W, 9-8; trailed 8-3)	Allowed Empty-Net Goal at Home (1 game)	2/21/2025 vs. Clarkson (Ryan Richardson)
Led by Two Goals and Lost (125 games)	11/5/2021 vs. Harvard (L, 2-3; led 2-0)	Allowed Empty-Net Goal on Road (6 games)	1/11/2025 at Sacred Heart (Tyler Ghirardosi)
Led by Three Goals and Lost (291 games)	11/7/2015 vs. Quinnipiac (OTL, 4-5; led 3-0, 4-1)	Allowed Empty-Net Goal at Neutral Site (21 games)	11/24/2018 vs. Harvard (Adam Fox)
Led by Four Goals and Lost (1,602 games)	3/16/1973 vs. Wisconsin (OTL, 5-6; led 4-0)	Scored Multiple Empty-Net Goals (30 games)	3/22/2024 vs. Dartmouth (2, Nick DeSantis)
<b>PENALTIES</b>		Allowed Multiple Empty-Net Goals (104 games)	2/11/2022 at RPI (Jake Johnson & Jakub Lacka)
Did not commit a penalty (38 games)	2/16/2024 vs. Brown (W, 3-0)	Scored Extra-Attacker Goal (35 games)	2/24/2024 at St. Lawrence (2, Ondrej Psenicka)
Opponent did not commit a penalty (85 games)	12/2/2022 vs. Harvard (OTL, 2-3)	Scored Two Extra-Attacker Goals (35 games)	2/24/2024 at St. Lawrence (2, Ondrej Psenicka)
Neither team committed a penalty (181 games)	1/4/2019 at Princeton (W, 3-2)	Allowed Extra-Attacker Goal (5 games)	2/7/2025 vs. RPI (Dovar Tinling)
Neither team had a power-play opportunity (181 games)	1/4/2019 at Princeton (W, 3-2)	Allowed Two Extra-Attacker Goals (118 games)	12/4/2021 at Clarkson (Lukas Kaelble, Anthony Romano, Zach Tsekos)
<i>Shaded row denotes accomplished during 2024-25 season</i>		<b>PENALTY SHOTS</b>	
		Scored on Penalty Shot (51 games)	12/2/2023 vs. Colgate (Sullivan Mack)
		Unsuccessful on Penalty Shot (63 games)	3/23/2023 vs. Denver (Nick DeSantis)
		Allowed Goal on Penalty Shot (45 games)	1/20/2024 vs. Quinnipiac (Alex Power)
		Stopped Shooter on Penalty Shot (113 games)	1/8/2022 at North Dakota (Mark Senden)
		<b>GOALTENDING FEATS</b>	
		Scored a Goal (347 games)	11/26/2013 vs. Niagara (Mitch Gillam)
		Recorded a Point (21 games)	11/16/2024 at Harvard (Ian Shane — assist)
		Made 30+ Saves (6 games)	2/1/2025 at Clarkson (Ian Shane, 34 saves)
		Made 40+ Saves (98 games)	2/25/2022 at Quinnipiac (Ian Shane, 42 saves)
		Made 50+ Saves (356 games)	3/17/2013 at Quinnipiac (Andy Iles — 60 saves)
		Made 60+ Saves (356 games)	3/17/2013 at Quinnipiac (Andy Iles — 60 saves)