

CORNELL BIG RED

2025 BASEBALL GAME NOTES

6 IVY LEAGUE REGULAR-SEASON CHAMPIONSHIPS | 7 ALL-AMERICANS | 60 FIRST TEAM ALL-IVY SELECTIONS

2025 SCHEDULE

FEBRUARY

21	at #17 Duke (DH) (ACCNX)	3 p.m.
22	at #17 Duke (DH) (ACCNX)	3 p.m.
23	at #17 Duke (ACCNX)	12 p.m.

MARCH

1	at UMBC (DH) (AmericaEast.tv)	12 p.m.
1	at UMBC (DH) (AmericaEast.tv)	3 p.m.
2	at UMBC (AmericaEast.tv)	12 p.m.

FIRST PITCH INVITATIONAL (GREENVILLE, S.C.)

7	vs. Michigan State	10 a.m.
8	vs. UAB	12 p.m.
9	at Winthrop (ESPN+)	1 p.m.
15	at Towson (DH)	11 a.m.
15	at Towson (DH)	2 p.m.
16	at Towson (FloBaseball)	1 p.m.
22	at Yale* (DH) (ESPN+)	11:30 a.m.
22	at Yale* (DH) (ESPN+)	2:30 p.m.
23	at Yale* (DH) (ESPN+)	12 p.m.
25	BINGHAMTON (ESPN+)	3 p.m.
29	BROWN* (DH) (ESPN+)	11:30 a.m.
29	BROWN* (DH) (ESPN+)	2:30 p.m.
30	BROWN* (ESPN+)	12 p.m.

APRIL

5	at Columbia* (DH) (ESPN+)	11:30 a.m.
5	at Columbia* (DH) (ESPN+)	2:30 p.m.
6	at Columbia* (ESPN+)	12 p.m.
8	at Bucknell (ESPN+)	3:30 p.m.
12	PENN* (DH) (ESPN+)	11:30 a.m.
12	PENN* (DH) (ESPN+)	2:30 p.m.
13	PENN* (ESPN+)	12 p.m.
15	at Binghamton (ESPN+)	6:30 p.m.
19	at Harvard* (DH) (ESPN+)	11:30 a.m.
19	at Harvard* (DH) (ESPN+)	2:30 p.m.
20	at Harvard* (ESPN+)	12 p.m.
26	at Dartmouth* (DH) (ESPN+)	11:30 a.m.
26	at Dartmouth* (DH) (ESPN+)	2:30 p.m.
27	at Dartmouth* (ESPN+)	12 p.m.
29	at Binghamton (ESPN+)	6:30 p.m.

MAY

3	PRINCETON* (DH) (ESPN+)	11:30 a.m.
3	PRINCETON* (DH) (ESPN+)	2:30 p.m.
4	PRINCETON* (ESPN+)	12 p.m.

All game times Eastern, subject to change

* - Denotes Ivy League contest

Bold Red CAPS denotes home game

CORNELL BIG RED

AT

DUKE BLUE DEVILS

GAMES 1-3 | FEB. 21-23 | DURHAM, N.C. | JACK COOMBS FIELD | DUKE LEADS SERIES, 13-5-1

0-0 OVERALL	0-0 IVY LEAGUE	—/—/— RANKS (D1B/NCBWA/USAT)
Dan Pepicelli 21ST SEASON AS HEAD COACH	101-167-1 (.377) 10TH SEASON AT CORNELL	

2-2 OVERALL	0-0 ACC	17/19/12 RANKS (D1B/NCBWA/USAT)
Chris Pollard 26TH SEASON AS HEAD COACH	381-277 (.579) 13TH SEASON AT DUKE	

WEEKEND INFORMATION

FRIDAY

Play-by-Play: Chris Edwards
Live Stats: statbroadcast.com

FRIDAY FORECAST

42° **6:04**
Temperature: 44° high | 20° low
Forecast: Mainly sunny
Winds: NW 5-10 mph

SATURDAY

Play-by-Play: Chris Edwards
Live Stats: statbroadcast.com

SATURDAY FORECAST

43° **6:05**
Temperature: 45° high | 24° low
Forecast: Mostly cloudy
Winds: Light and variable

SUNDAY

Play-by-Play: Ryan Young
Live Stats: statbroadcast.com

SUNDAY FORECAST

49° **6:06**
Temperature: 56° high | 29° low
Forecast: Sunny
Winds: Light and variable

PROBABLE STARTING PITCHERS (CORNELL STATS FROM 2024)

RHP **Carson Mayfield** (2-2, 8.55)
LHP **Kyle Johnson** (0-1, 6.75)

LHP **Noah Keller** (1-6, 6.55)
RHP **Ryan Higgins** (0-0, 2.25)

RHP **Chris Ellison** (4-0, 5.70)
LHP **James Tallon** (0-1, 16.20)

FIRST PITCH

► The Cornell baseball team opens the program's 154th season this weekend, commencing a 15-game season-opening road trip with a three-game series against No. 17-ranked Duke in Durham, N.C., at Jack Coombs Field.

► All three games will be broadcast live on ACC Network Extra. Chris Edwards will provide play-by-play for Saturday's doubleheader, while Ryan Young will take over commentary duties for the series finale between the Big Red and Blue Devils on Sunday.

LOOK AT WHO'S BACK

► Cornell returns 14 of its 17 hitters who registered at least one at-bat last season. Over 76 percent of the Big Red's offense returns from last year, including its top three hitters — all of which earned First Team All-Ivy honors in 2024 — in senior outfielder **JOHN QUINLAN** (.378), sophomore catcher **MARK QUATRANI** (.362), and senior infielder **MAX JENSEN** (.358). Junior outfielder **CADEN WILDMAN** (.279) and senior outfielder **JAKOBI DAVIS** (.265) also return in 2025, giving the Big Red five of its top six hitters from a year ago.

► Moving to the mound, Cornell is bringing back over 80 percent of its appearances from last season and over 87 percent of its innings pitched, including team-leader junior right-hander **ETHAN HAMILL** (58.2 IP). The Big Red returns all but one of their 38 starts from last season, including Hamill (nine starts), juniors **NOAH KELLER** and **CARSON MAYFIELD** (eight starts), senior **WILLIAM JAUN** (six starts), and sophomore **HUXLEY HOLCOMBE** (three starts).

IVY LEAGUE PRESEASON POLL

► The Ivy League preseason poll was announced this past Monday with Columbia pitted as the unanimous favorite following a vote of two representatives from each of the eight Ivy League programs (16 total voters).

► Penn was picked to finish second, serving as the lone other Ancient Eight program to receive over 100 points. Cornell was tabbed third while Princeton was selected to finish fourth, rounding out the projected second annual Ivy League Tournament, which will be held at the No. 1 seed.

► Yale (69 points) and Harvard (59 points) were picked to finish fifth and sixth, respectively, while Dartmouth (30 points) and Brown (21 points) rounded out the final two spots.

► Cornell's third-place projection is the program's highest preseason ranking in the annual Ivy League's preseason poll since its inception in 2018.

IVY PRESEASON POLL

2025 IVY LEAGUE PRESEASON POLL
Two Votes Per Program

SCHOOL (First-Place Votes)	POINTS
1. Columbia (16)	128
2. Penn	101
► 3. Cornell	88
4. Princeton	80
5. Yale	69
6. Harvard	59
7. Dartmouth	30
8. Brown	21



MEDIA CONTACT

MARSHALL HAIM

Assistant Director of Athletic Communications

✉ mh2348@cornell.edu

☎ (716) 465-4945 (mobile)

2025 CORNELL BASEBALL ROSTER

#	NAME	POS	B/T	HT	WT	YR	HOMETOWN / HIGH SCHOOL
1	John Quinlan	OF	S/R	5-9	185	Sr.	Menlo Park, Calif. / Menlo-Atherton
2	Mason Barela	C/INF	R/R	5-9	195	Fr.	Jupiter, Fla. / Jupiter
3	Chris Ellison	RHP	R/R	6-0	190	Sr.	Howell, N.J. / Howell
4	Caden Wildman	OF	R/R	6-3	215	Jr.	Woodbury, Minn. / East Ridge
5	Tyler Beaulieu	OF	R/R	6-1	175	Fr.	Berwyn, Pa. / Episcopal Academy
6	Kyle Musser	OF	R/R	5-10	182	Sr.	Lititz, Pa. / Manheim Township
7	Max Jensen	INF	L/R	6-3	210	Sr.	Burke, Va. / Lake Braddock
8	Luke Johnson	INF	R/R	6-1	180	So.	Coto de Caza, Calif. / Santa Margarita Catholic
9	Graham Biben	RHP	R/R	6-0	170	So.	New York, N.Y. / Riverdale Country School
11	Matthew Walters	OF	R/R	5-11	195	Jr.	Granbury, Texas / Granbury
12	Ryan Porter	OF/RHP	R/R	6-0	185	Sr.	Houston, Texas / Paetow
13	Ethan Hamill	RHP	R/R	6-3	200	Jr.	Chester, Va. / Thomas Dale
15	Owen Carlson	INF	L/R	5-11	180	So.	Los Angeles, Calif. / Harvard-Westlake School
16	Noah Keller	LHP	L/L	6-1	210	Jr.	Goodrich, Mich. / Goodrich
17	Gus Magill	RHP	R/R	6-0	200	Fr.	New York, N.Y. / Fordham Preparatory School
18	TJ Swidorski	INF	R/R	6-0	185	Jr.	Woodbury, Minn. / East Ridge
19	Mark Quatrani	C	R/R	5-11	200	So.	Springfield, Pa. / The Haverford School
20	Kevin Hager	INF	R/R	6-0	190	So.	Berkeley Heights, N.J. / Delbarton School
21	John Gerfen	LHP	R/L	6-0	195	Jr.	Brewster, N.Y. / Brewster
22	Jakobi Davis	OF	L/L	6-4	210	Sr.	Sarasota, Fla. / Sarasota Riverview
23	Jayden Shin	INF	L/R	6-2	205	Fr.	Pennington, N.J. / Hopewell Valley
25	Beck Urofsky	INF	R/R	6-4	225	Jr.	Silver Spring, Md. / Bethesda-Chevy Chase
26	Ryan Hegarty	RHP	L/R	6-5	200	Fr.	Needham, Mass. / St. Mark's School
28	Max Foster	RHP	R/R	6-3	210	So.	Bethel, Conn. / Bethel
29	Will Siwinski	LHP	R/L	6-3	195	Fr.	San Francisco, Calif. / St. Ignatius College Prep
30	William Jaun	1B/LHP	L/L	6-3	225	Sr.	Loveland, Ohio / St. Xavier
31	Ryan Dillon	C	R/R	6-2	185	Fr.	Marlborough, Mass. / Marlborough
32	Carson Mayfield	RHP	R/R	6-5	200	Jr.	Annandale, Va. / Bishop O'Connell
34	Ethan Van Sice	RHP	R/R	5-9	170	So.	Arlington, Va. / Gonzaga College [D.C.]
36	Nathaniel Jennewein	LHP	R/L	5-11	180	So.	Tampa, Fla. / T.R. Robinson
37	Huxley Holcombe	LHP	L/L	6-6	180	So.	Worcester, Mass. / Worcester Academy
38	Braeden Johnson	LHP	L/L	6-3	220	Fr.	Otego, N.Y. / Unatego
40	Tavian Ramos	RHP	R/R	6-2	180	Fr.	Neenah, Wis. / Neenah
41	Jackson Marko	C	R/R	5-10	175	Jr.	Syracuse, N.Y. / Christian Brothers Academy
42	Josh Shea	RHP	R/R	5-11	175	Jr.	Cortlandt Manor, N.Y. / Hendrick Hudson
43	Ethan McHugh	RHP	R/R	5-9	165	Jr.	Annandale, N.J. / North Hunterdon
44	Sam Keene	LHP	L/L	6-4	200	Fr.	Cohasset, Mass. / Boston College HS

PITCHERS (16)			
3	Chris Ellison	R/R	Sr.
9	Graham Biben	R/R	So.
13	Ethan Hamill	R/R	Jr.
16	Noah Keller	L/L	Jr.
17	Gus Magill	R/R	Fr.
21	John Gerfen	R/L	Jr.
26	Ryan Hegarty	L/R	Fr.
28	Max Foster	R/R	So.
29	Will Siwinski	R/L	Fr.
32	Carson Mayfield	R/R	Jr.
34	Ethan Van Sice	R/R	So.
36	Nathaniel Jennewein	R/L	So.
37	Huxley Holcombe	L/L	So.
38	Braeden Johnson	L/L	Fr.
40	Tavian Ramos	R/R	Fr.
42	Josh Shea	R/R	Jr.
43	Ethan McHugh	R/R	Jr.
44	Sam Keene	L/L	Fr.

CATCHERS (4)			
2	Mason Barela	R/R	Fr.
19	Mark Quatrani	R/R	So.
31	Ryan Dillon	R/R	Fr.
41	Jackson Marko	R/R	So.

INFELDERS (6)			
7	Max Jensen	L/R	Sr.
8	Luke Johnson	R/R	So.
15	Owen Carlson	L/R	So.
18	TJ Swidorski	R/R	Jr.
20	Kevin Hager	R/R	So.
23	Jayden Shin	L/R	Fr.
25	Beck Urofsky	R/R	Jr.

OUTFIELDERS (5)			
1	John Quinlan	S/R	Sr.
4	Caden Wildman	R/R	Jr.
5	Tyler Beaulieu	OF	Fr.
6	Kyle Musser	R/R	Sr.
11	Matthew Walters	R/R	Jr.
22	Jakobi Davis	L/L	Jr.

UTILITY (2)			
12	Ryan Porter	R/R	Sr.
30	William Jaun	L/L	Jr.

COACHING AND SUPPORT STAFF

Head Coach:	Dan Pepicelli
Associate Head Coach:	Tom Ford
Assistant Coach:	John Toppa
Assistant Coach:	Robby Faris
Athletic Trainer:	Grace DeStefano
Strenght & Conditioning:	Chris Van Alstyne
Equipment Manager:	Graig Lyon

PRUH-NUHN-SEE-AY-SHN GUIDE















2	Mason Barela	buh-RELL-uh
5	Tyler Beaulieu	BOWL-yoo
6	Kyle Musser	MUH-sihr
9	Graham Biben	BYE-bin
17	Gus Magill	muh-GIHL
18	TJ Swidorski	swih-DOOR-skee
19	Mark Quatrani	QU-trah-knee
20	Kevin Hager	HAY-gher
21	John Gerfen	guhr-FIN
25	Beck Urofsky	yuhr-OFF-skee
29	Will Siwinski	sih-WIHN-skee
30	William Jaun	JOHN
34	Ethan Van Sice	van SIYS
36	Nathaniel Jennewein	jehn-IH-wine
37	Huxley Holcombe	hohl-CUMB
40	Tavian Ramos	TAY-vee-ihn
HC	Dan Pepicelli	PEP-ih-sell-ee
AC	John Toppa	TOE-puh
AT	Grace DeStefano	dee-STIH-fah-no

ROSTER BREAKDOWN

BY CLASS

FRESHMAN (10)	SOPHOMORES (9)	JUNIORS (11)	SENIORS (7)
2 Barela	8 L.Johnson	4 Wildman	1 Quinlan
5 Beaulieu	9 Biben	11 Walters	3 Ellison
17 Magill	15 Carlson	13 Hamill	6 Musser
23 Shin	19 Quatrani	16 Keller	7 Jensen
26 Hegarty	20 Hager	18 Swidorski	12 Porter
29 Siwinski	28 Foster	21 Gerfen	22 Davis
31 Dillon	34 Van Sice	25 Urofsky	30 Jaun
38 B.Johnson	36 Jennewein	32 Mayfield	
40 Ramos	37 Holcombe	41 Marko	
44 Keene		42 Shea	
		43 McHugh	

BY STATE

 New York	6	 Florida	3	 Maryland	1
 California	4	 Pennsylvania	3	 Michigan	1
 Massachusetts	4	 Minnesota	2	 Ohio	1
 New Jersey	4	 Texas	2	 Wisconsin	1
 Virginia	4	 Connecticut	1		

CORNELL QUICK FACTS

GENERAL INFORMATION

Location:	Ithaca, N.Y.
Enrollment:	26,284 (16,071 undergraduate)
Founded:	1865
Nickname:	Big Red
School Colors:	Carnelian Red (Pantone 187) and White
Conference:	Ivy League
Interim President:	Michael I. Kotlikoff
Meakam Smith Director of Athletics:	Dr. Nicki Moore
Athletics Website:	CornellBigRed.com
Facebook:	/CornellSports
Instagram:	@CornellSports @cornellbsb
X:	@CornellSports @CornellBaseball

HISTORY

Seasons of Baseball:	154th
First Season:	1869
All-Time Record (Win Pct.):	1761-2009-34 (.467)
Ivy League Regular-Season Titles (last):	6 (2012)
Ivy League Championship Titles (last):	1 (2012)
Ivy League Tournament Appearances (last):	1 (2024)
NCAA Tournament Appearances (last):	2 (2012)
Most Consecutive NCAA Appearances:	N/A
College World Series Appearances (last):	None
National Championships:	None
NCAA Tournament Record:	2-4 (.333)

BOOTH FIELD

Year Opened (Season):	2023 (3rd)
Dimensions:	318' (LF/RF), 390' (CF), 397' (LCF/RCF)
Capacity:	500
All-Time Record:	8-10 (.444)
Under Dan Pepicelli:	8-10 (.444)

COACHING STAFF

Head Coach:	Dan Pepicelli (Cortland '90)
Overall Record:	322-344-3 (.484)
Record at Cornell:	101-167-1 (.377)
Associate Head Coach:	Tom Ford (Ithaca '79)
Assistant Coach:	John Toppa (UConn '19)
Volunteer Ast. Coach:	Robby Faris (Johns Hopkins '20)

2024 IN REVIEW

Overall Record:	17-21 (.447)
Ivy League Record (Finish):	11-10 (.524) — 3rd
Home Record:	7-5 (.583)
Road Record:	8-14 (.364)
Neutral Record:	2-2 (.500)
Ivy League Tournament:	No. 3 seed / Champ. Round Lost to Penn in Championship Round, 11-9 & 12-6
NCAA Tournament:	Not selected
D1Baseball.com Poll Ranking (final):	N/A
NCBWA Poll Ranking (final):	N/A
USA Today Poll Ranking (final):	N/A

2025 TEAM INFORMATION

Letterwinners Returning / Lost:	18 / 6
Newcomers:	11
Fr / So / Jr / Sr:	10 / 8 / 11 / 7

CORNELL
BASEBALL

SCOUTING REPORT



as of 2/19/24
NOTE: Cornell stats/ranks from 2024



2	97	.288	<<	BATTING AVG.	.250	163	15
3	128	.453		SLUGGING PCT.	>> .500	64	7
3	178	.376		ON-BASE PCT.	>> .401	96	8
2	117	7.10	<<	RUNS (AVG.)	5.50	167	14
2	54	10.34	<<	HITS (AVG.)	8.50	148	14
3	181	52	<<	HOME RUNS	9	7	1
—	—	9.16	<<	STRIKEOUTS (AVG.)	9.75	—	—
7	259	3.79		WALKS (AVG.)	>> 7.50	23	3
6	249	38	<<	STOLEN BASES	2	197	11
7	262	7.80		ERA	>> 6.46	166	14
7	256	1.85		WHIP	>> 1.72	184	16
7	253	6.66		STRIKEOUTS (AVG.)	>> 11.75	29	7
—	—	.293		OPP. AVERAGE	>> .271	—	—
1	69	.975	<<	FIELDING PCT.	.951	230	14

BATTING LEADERS



CORNELL
(2024 stats)

	AVG	OBP	SLG	OPS
1 John Quinlan	.378	.439	.568	1.007
19 Mark Quatrani	.362	.492	.714	1.206
7 Max Jensen	.358	.455	.561	1.016
40 Nathan Waugh (not on roster)	.283	.404	.490	.894
4 Caden Wildman	.279	.373	.414	.787



DUKE

	AVG	OBP	SLG	OPS
40 Tyler Albright	.429	.556	1.071	1.627
7 Wallace Clark	.429	.579	.643	1.222
8 Ben Rounds	.333	.500	.467	.967
6 Macon Winslow	.313	.389	.500	.889
23 Jake Berger	.286	.444	.429	.873

QUATRANI HONORED BY DIBASEBALL

► Sophomore catcher **MARK QUATRANI** was honored by D1Baseball.com last month, being selected as one of the top 50 catchers in Division I baseball on Jan. 28.

► Quatrani, fresh off being named last year's Ivy League's Rookie of the Year, came in ranked at No. 39 on the list after posting a .362 batting average in his first year with the Big Red. Paired with his batting average, Quatrani registered a 1.206 OPS (.492 on-base percentage and .714 slugging percentage) after blasting 11 home runs and driving in 43 runs, both figures serving as team-highs.

► Among the 50 players named to the preseason list, Quatrani was the lone representative from the Ivy League and one of 12 sophomores honored, three of which were redshirt sophomores. Quatrani was one of 18 non-Power Four catchers named to the list

► Of the 49 players that played college baseball last season, Quatrani had the highest OPS (1.206) of any player named to the list, with his figure being 31 points higher than Virginia's Jacob FERENCE (1.175). Quatrani also had the third-highest batting average of those named, trailing Bowling Green sophomore Garrett Wright (.380) and Oklahoma junior Easton Carmichael (.366).

ALL-IVY AWARDS

► Last season, current seniors **MAX JENSEN** and **JOHN QUINLAN** were unanimously voted as First Team All-Ivy players, while current sophomore catcher **MARK QUATRANI** was also voted a first-team selection and was tabbed the Ivy League's Rookie of the Year.

► Quatrani being named Rookie of the Year marked just the third time in program history that a Cornell player has been named the conference's top newcomer. Only **BILL WALKENBACH** (1995) and **KELLON URBON** (2012) were the two previous Big Red players to receive the honor.

► The trio of First Team All-Ivy selections signified the fifth overall time (1969, 1971, 1977, 1982, 2024) that Cornell has had at least three first-team all-league players since first being instituted in 1960. **MIKE BRANCA** (first base), **MARLIN MCPHAIL** (second base), **JOHN DEMAYO** (outfield), and **GREG MYERS** (pitcher) all received First Team All-EIBL honors in the last instance Cornell had at least three first-team all-league selections.

NCAA LEADERS

D1BASEBALL.COM TOP 50 CATCHERS
List of Non-Power Four Catchers

RK	PLAYER	SCHOOL	YEAR
2.	Caden Bodine	Coastal Carolina	Jr.
4.	Grant Jay	Dallas Baptist	Jr.
6.	Ike Irish	Troy	Jr.
11.	Jose Torres	Louisiana	Sr.
13.	Owen Carapellotti	Georgetown	Sr.
14.	Boston Smith	Wright State	Sr.
25.	Mac Moise	FGCU	R-Sr.
26.	Garrett Wright	Bowling Green	So.
27.	Frankie Ferrentino	Merrimack	Jr.
31.	Jackson Bessette	Ill.-Chicago	Jr.
34.	Zak Skinner	Lamar	Sr.
35.	Emi Gonzalez	UC San Diego	R-Sr.
► 39.	Mark Quatrani	Cornell	So.
41.	Ethan Swidler	Lafayette	Jr.
43.	Andy Schuldt	Campbell	R-So.
48.	Parker Airhart	UT Arlington	Sr.
49.	Cole Campbell	NJIT	R-So.
50.	Tyler Howard	Portland	Jr.

CORNELL RECORD BOOK

TRIO OF FIRST TEAM ALL-LEAGUE HONOREES
Program History (Since 1960)

PLAYERS	YEAR
Ed Cott (C), Chris Ritter (OF), Pete Watzka (3B), Bob Witkoski (SS)	1969
Tom Boettcher (3B), Pete Watzka (OF), Bob Witkoski (2B)	1971
Gary Gronowski (P), Dave Johnson (OF), Ken Veenema (2B)	1977
Mike Branca (1B), John DeMayo (OF), Marlin McPhail (2B), Greg Myers (P)	1982
► Max Jensen (1B), Mark Quatrani (C), John Quinlan (OF)	2024



CARSON MAYFIELD 32

2024 STATS: 2-2, 8.55 ERA, 33.2 IP, 13 BB, 27 SO

Height / Weight: 6-5 / 200 lbs.
Hometown: Annandale, Va.
High School: Bishop O'Connell
Bats/Throws: R/R
Year: Junior

MAYFIELD'S CAREER STATS

	W	L	ERA	G	GS	CG	IP	H	R	ER	BB	SO	HR	GIDP	WHIP	AVG
2023	1	2	4.89	18	0	0	46.0	49	36	25	12	38	6	3	1.33	.266
2024	2	2	8.55	8	8	0	33.2	41	32	32	13	27	5	2	1.60	.299
2025	0	0	0.00	0	0	0	0.0	0	0	0	0	0	0	0	0.00	.000
TOTALS	3	4	6.44	26	8	0	79.2	90	68	57	25	65	11	5	1.44	.280

NEWS & NOTES ON MAYFIELD

► **THIS WEEKEND:** Scheduled to be Cornell's Opening Day starter for a second consecutive season ... no Cornell pitcher has started consecutive season openers since **CONNOR KAUFMANN** did so in 2012 (Maryland Eastern Shore) and 2013 (Gardner-Webb) ... Mayfield will be the fifth pitcher this century to start consecutive season openers, joining **BRENDAN McQUAID** in 2001 and 2002 (both against Bucknell), **ROCKY COLLIS** in 2005 (West Virginia) and 2006 (Bucknell), and **COREY PAPPEL** in 2010 (Binghamton) and 2011 (Rider).

► **2024:** Started all eight appearances before missing final month due to injury ... pitched just once over final six weeks ... posted 2-2 record with 8.55 ERA ... registered first victory at Richmond (March 16) with 5 IP, 5 H, 2 R, 1 BB, 3 SO line ... hurled season-high 6.2 IP as part of first collegiate quality start against Princeton (March 22); yielding 3 R on 3 H while issuing no walks and striking out season- and career-high eight batters ... other victory came against Dartmouth (March 30), finishing with 5 IP, 8 H, 4 R, 3 BB, 4 SO ... registered one walk or fewer in five of eight outings ... named to College Sports Communicators' (CSC) Academic All-District Team, lone representative from Cornell baseball team to earn honor.

► **2023:** Served as one of Cornell's go-to relievers, tying **SPENCER EDWARDS** for most appearances on season (18) ... 46 IP while striking out 38 and issuing just 12 walks ... posted 1-2 record with team-leading 4.89 ERA ... struck out season-high five batters on two occasions (March 18 at George Mason; April 21 vs. Princeton) ... first collegiate save came at Yale (March 24) before collecting first victory over Columbia in following weekend (April 2) ... also earned save at Dartmouth (May 6).

► **PRIOR TO CORNELL:** Four-year letterwinner in baseball at Falls Church and Bishop O'Connell ... named MVP at 2022 Mingo Bay Classic Tournament, where team claimed championship ... two-time captain (Falls Church — 2020; Bishop O'Connell — 2022) ... tabbed Second Team All-Region as RHP in 2019 while at Falls Church ... earned pair of first-team honors, being named First Team Division I All-State in 2021 and First Team All-WCAC in 2022 ... member of Expanded Services Mentoring Program at Bishop O'Connell in 2021-22.

► **PERSONAL:** Son of Jeff and Ann Mayfield, and has an older brother ... currently enrolled in the College of Arts and Sciences.

MAYFIELD'S 2024 SPLITS

SPLIT	W	L	G	GS	IP	H	R	ER	HR	BB	SO	ERA	AVG
TOTALS	2	2	8	8	33.2	41	32	32	5	13	27	8.55	.299
Home	1	0	3	3	12.1	19	13	13	1	5	11	9.49	.365
Away	1	2	5	5	21.1	22	19	19	4	8	16	8.02	.259
Neutral	—	—	—	—	—	—	—	—	—	—	—	—	—
Day	2	2	8	8	33.2	41	32	32	5	13	27	8.55	.299
Night	—	—	—	—	—	—	—	—	—	—	—	—	—
Starter	2	2	8	8	33.2	41	32	32	5	13	27	8.55	.299
Reliever	—	—	—	—	—	—	—	—	—	—	—	—	—

MAYFIELD'S 2024 SPLITS vs. LHB/RHB

	BF	AB	H	2B	3B	HR	BB	SO	AVG	OBP	SLG	OPS
Total	155	137	41	5	2	5	13	27	.299	.377	.474	.851
vs. LHB	55	52	16	1	0	2	3	7	.308	.345	.442	.788
vs. RHB	100	85	25	4	2	3	10	20	.294	.394	.494	.888

SINGLE-GAME HIGHS & LOWS

	2025	CAREER
—	IP	6.2, at Princeton (3/22/24)
—	H	10, at VCU (3/10/23)
—	R	9, at Georgetown (3/10/24)
—	ER	9, at Georgetown (3/10/24)
—	BB	3, (3x), Last: vs. Dartmouth (3/30/24)
—	SO	8, at Princeton (3/22/24)
—	HR	2, (3x), Last: at JMU (3/1/24)
—	PITCHES	88, at Princeton (3/22/24)
—	CG	—
—	SHO	—
—	W STREAK	—
—	L STREAK	2 games (3/3/24 - 3/10/24)

NOTE: Bold denotes active streak

MAYFIELD VS. DUKE

	W-L	ERA	AVG	G	GS	IP	H	R	ER	BB	SO	HR
CAREER	—	—	—	—	—	—	—	—	—	—	—	—
JACK COOMBS	—	—	—	—	—	—	—	—	—	—	—	—
2024	—	—	—	—	—	—	—	—	—	—	—	—

LAST APP: N/A

► Making first career appearance and start against Duke this weekend.

► Slated for third career appearance and second start against an ACC opponent ... struck out three batters in 1.1 innings of relief against Wake Forest (March 5, 2023) ... made first collegiate start in last year's season opener against Georgia Tech (Feb. 23, 2024).

MAYFIELD'S 2024 GAME LOG

DATE	VS.	RESULT	DEC	GS	IP	H	R	ER	BB	SO	HR	NP-S	S%	RS	W-L	ERA	AVG	NOTES
2/23	@ GT	L 6-9	—	1	3.0	4	2	2	3	2	0	81-50	61.7%	1	0-0	6.00	.286	First collegiate start
FEBRUARY																		
3/1	@ JMU	L 1-5	L-1	1	5.1	4	3	3	1	3	2	78-45	57.7%	1	0-1	5.40	.242	
3/10	@ GTWN (G1)	L 6-24	L-2	1	1.1	6	9	9	3	0	0	44-20	45.5%	0	0-2	13.03	.326	Allowed career-high 9 R / 9ER
3/16	@ RIC	W 9-3	W-1	1	5.0	5	2	2	1	3	1	59-42	71.2%	3	1-2	9.82	.306	
3/22	@ PRIN	L 3-4 (10)	—	1	6.2	3	3	3	0	8	1	88-58	65.9%	2	1-2	8.02	.259	First QS; career-highs for IP (6.2) & SO (8)
3/30	DART	W 7-5	W-2	1	5.0	8	4	4	3	4	0	81-45	55.6%	6	2-2	7.86	.280	
MARCH																		
4/6	HARV	W 5-4	—	1	4.0	4	4	4	1	3	0	55-36	65.5%	4	2-2	8.01	.281	Exited game early (apparent injury)
4/20	YALE	W 10-9 (10)	—	1	3.1	7	5	5	1	4	1	74-46	62.2%	0	2-2	8.55	.299	
APRIL																		
				2	7.1	11	9	9	2	7	1	210-127	60.5%	4	0-0	11.05	.367	
TOTALS																		
				8	33.2	41	32	32	13	27	5	560-342	61.1%	17	2-2	8.55	.299	



NOAH KELLER

2024 STATS: 1-6, 6.55 ERA, 45.1 IP, 30 BB, 41 SO

16

Height / Weight: 6-1 / 210 lbs.
Hometown: Goodrich, Mich.
High School: Goodrich HS

Bats/Throws: L/L
Year: Junior

KELLER'S CAREER STATS

	W	L	ERA	G	GS	CG	IP	H	R	ER	BB	SO	HR	GIDP	WHIP	AVG
2023	2	5	5.37	12	11	0	52.0	57	35	31	29	50	4	3	1.65	.281
2024	1	6	6.55	13	8	0	45.1	61	46	33	30	41	5	4	2.00	.323
2025	0	0	0.00	0	0	0	0.0	0	0	0	0	0	0	0	0.00	.000
TOTALS	3	11	5.92	25	19	0	97.1	118	81	64	59	91	9	7	1.82	.301

NEWS & NOTES ON KELLER

► **THIS WEEKEND:** Slated to take ball in middle game of Cornell's three-game series against Duke ... would be Keller's second time earning starting nod in opening weekend after serving as Opening Day starter against James Madison as freshman (Feb. 24, 2023).

► **2024:** Started eight of 13 appearances on season ... registered 1-6 record with 6.55 ERA ... lone win of season came against Yale (April 20), where he pitched six innings, allowing two runs on four hits, striking out six and walking none; outing was second quality start of season, joining March 22 appearance at Princeton (6 IP, 1 ER), where he struck out season- and career-high nine batters ... 6 IP was most on season, accomplishing feat against Princeton and Yale.

► **NOT FUN FOR LEFTIES:** Despite having a much smaller sample size, left-handed hitters had a tough time figuring Keller out in 2024 as lefties hit just .171 (7-of-41) with a .415 OPS (.244 on-base percentage, .171 slugging percentage) compared to a .365 clip (54-of-148) with a 1.051 OPS (.470 on-base percentage and .581 slugging percentage) produced by righties ... all seven hits allowed by Keller to left-handers were singles.

► **2023:** Made 11 starts in 12 appearances ... 11 starts matched classmate **ETHAN HAMILL** for the most starts by a freshman pitcher in Cornell history ... posted 2-5 record with 5.37 ERA while striking out 50 in 52 IP ... registered three quality outings, including back-to-back contests against Brown (April 8 - 7 IP, 1 ER) and Harvard (April 15 - 7 IP, 2 ER) ... struck out season-high seven batters on three occasions (Yale - March 26; Brown - April 8; Harvard - April 15).

► **PRIOR TO CORNELL:** Four-year letterwinner in baseball at Goodrich HS ... three-time All-Conference selection (2019, 2021, 2022) and two-time All-State selection (2021, 2022) ... named to 2022 All-State Dream Team.

► **PERSONAL:** Son of Brent and Adrienne Keller, and has two younger siblings ... enrolled in the School of Industrial and Labor Relations.

KELLER'S 2024 GAME LOG

DATE	VS.	RESULT	DEC	GS	IP	H	R	ER	BB	SO	HR	NP-S	S%	RS	W-L	ERA	AVG	NOTES
2/23	@ GT	L 6-9	L-1	0	3.1	3	4	0	5	3	0	73-37	50.6%	—	0-1	0.00	.231	
FEBRUARY				0	3.1	3	4	0	5	3	0	73-37	50.6%	0	0-1	0.00	.231	
3/1	@ JMU	L 1-5	—	0	2.0	4	2	2	1	1	0	35-20	57.1%	—	0-1	3.38	.304	
3/10	@ GTWN (G1)	L 6-24	—	0	0.0	3	7	4	4	0	0	31-14	45.2%	—	0-1	10.13	.385	
3/15	@ RIC	L 4-8	—	0	3.0	1	0	0	2	5	0	54-28	51.9%	—	0-1	6.48	.306	
3/22	@ PRIN (G2)	L 3-4 (10)	—	1	6.0	4	1	1	3	9	0	89-55	61.8%	3	0-1	4.40	.263	
3/30	DART (G2)	W 17-2	—	1	4.2	8	2	2	3	2	0	104-58	55.8%	7	0-1	4.26	.299	Tied single-game high for hits (8)
MARCH				2	15.2	20	12	9	13	17	0	313-175	55.9%	10	0-0	5.17	.313	
4/7	HAR(1)	L 6-14	L-2	1	3.2	6	4	1	0	2	0	96-68	70.8%	3	0-2	3.97	.305	
4/13	@ PENN (G1)	L 5-6	L-3	1	3.0	7	5	5	3	2	0	68-32	47.1%	4	0-3	5.26	.330	
4/20	YALE (G2)	W 8-2	W-1	1	6.0	4	2	2	0	6	0	97-61	62.9%	5	1-3	4.83	.308	
4/27	COL (G1)	L 11-14	L-4	1	4.0	8	8	6	3	4	3	95-59	62.1%	6	1-4	5.80	.320	Tied single-game high for hits (8)
APRIL				4	16.2	25	19	14	6	14	3	356-220	61.8%	18	1-3	7.56	.342	
5/4	@ BRWN (G1)	L 2-11	L-5	1	4.1	6	5	5	1	5	1	67-44	65.7%	0	1-5	6.30	.323	
5/17	vs. PRIN	W 9-7	—	1	4.0	3	2	2	3	2	0	74-44	59.5%	7	1-5	6.14	.313	
5/20	vs. PENN (G1)	L 9-11	L-6	0	1.1	4	4	3	2	0	1	33-16	48.5%	—	1-6	6.55	.323	
MAY				2	9.2	13	11	10	6	7	2	174-104	59.8%	7	0-2	9.31	.333	
TOTALS				8	45.1	61	46	33	30	41	5	916-536	58.5%	35	1-6	6.55	.323	

KELLER'S 2024 SPLITS

SPLIT	W	L	G	GS	IP	H	R	ER	HR	BB	SO	ERA	AVG
TOTALS	1	6	13	8	45.1	61	46	33	5	30	41	6.55	.323
Home	1	2	4	4	18.1	26	16	11	3	6	14	5.40	.329
Away	0	3	7	3	21.2	28	24	17	1	19	25	7.06	.318
Neutral	0	1	2	1	5.1	7	6	5	1	5	2	8.44	.318
Day	1	6	13	8	45.1	61	46	33	5	30	41	6.55	.323
Night	—	—	—	—	—	—	—	—	—	—	—	—	—
Starter	1	4	8	8	35.2	46	29	24	4	16	32	6.06	.315
Reliever	0	2	5	0	18.1	26	16	11	3	6	14	6.23	.419

KELLER'S 2024 SPLITS vs. LHB/RHB

	BF	AB	H	2B	3B	HR	BB	SO	AVG	OBP	SLG	OPS
Total	230	189	61	17	0	5	30	41	.323	.425	.492	.917
vs. LHB	47	41	7	0	0	0	4	15	.171	.244	.171	.415
vs. RHB	183	148	54	17	0	5	26	26	.365	.470	.581	1.051

SINGLE-GAME HIGHS & LOWS

	2025	CAREER
—	IP	7.0, (2x), Last: at Harvard (4/15/23)
—	H	8, (3x), Last: vs. Columbia (4/28/24)
—	R	8, vs. Columbia (4/28/24)
—	ER	6, (3x), Last: vs. Columbia (4/27/24)
—	BB	5, (2x), Last: at Ga. Tech (2/23/24)
—	SO	9, at Princeton (3/22/24)
—	HR	3, vs. Columbia (4/27/24)
—	PITCHES	104, vs. Dartmouth (3/30/24)
—	CG	—
—	SHO	—
—	WSTREAK	—
—	LSTREAK	2 games, (3x), Last: (4/27-5/4/24)

NOTE: Bold denotes occurred this season; active streak

KELLER VS. DUKE

	W-L	ERA	AVG	G	GS	IP	H	R	ER	BB	SO	HR
CAREER	—	—	—	—	—	—	—	—	—	—	—	—
JACK COOMBS	—	—	—	—	—	—	—	—	—	—	—	—
2024	—	—	—	—	—	—	—	—	—	—	—	—

LAST APP: N/A

► Scheduled to make first career appearance and start against Duke this weekend.

► Slated for second career appearance, first start against an ACC opponent ... saddled with loss out of bullpen in last year's season opener against Georgia Tech (Feb. 23, 2024), where he allowed four unearned runs on three hits across 3.1 IP while walking five and striking out three.



CHRIS ELLISON

2024 STATS: 4-0, 5.70 ERA, 23.2 IP, 18 BB, 15 SO

Height / Weight: 6-0 / 190 lbs.
Hometown: Howell, N.J.
High School: Howell HS

Bats/Throws: R/R
Year: Senior

3

ELLISON'S CAREER STATS

	W	L	ERA	G	GS	CG	IP	H	R	ER	BB	SO	HR	GIDP	WHIP	AVG
2022	0	1	8.06	18	4	0	41.1	59	41	37	24	26	6	2	2.01	.339
2023	0	0	2.70	3	0	0	3.1	2	2	1	3	1	0	0	1.50	.167
2024	4	0	5.70	16	0	0	23.2	14	16	15	18	15	1	1	1.35	.171
2025	0	0	0.00	0	0	0	0.0	0	0	0	0	0	0	0	0.00	.000
TOTALS	4	1	6.98	37	4	0	68.1	75	59	53	45	42	7	3	1.76	.280

NEWS & NOTES ON ELLISON

► **THIS WEEKEND:** Scheduled to make first collegiate start since May 8, 2022, against Brown during freshman year ... previous 19 outings had come out of bullpen.

► **2024:** Appeared in season-high 16 games out of bullpen ... received Honorable Mention All-Ivy honors after registering team-leading four victories, going 4-0 with 5.70 ERA in 23.2 IP ... strung nine consecutive outings (10.2 IP) without yielding a run (March 17 - April 28) ... held opponents scoreless in 12 of 16 outings ... registered first collegiate victory against Harvard (April 7), marking first of three consecutive appearances being named winning pitcher ... also posted victories over Penn (April 14) and Yale (April 20) ... was winning pitcher in Ivy League Tournament opener against Princeton (May 17) ... had season-high 4 SO in 3.2 IP against Brown (May 4) in final outing of regular season ... notched first career save against Penn (May 19) in second game of Ivy League Tournament.

► **2023:** Three relief appearances before missing remainder of season to injury ... logged 2.70 ERA in 3.1 IP with pair of outings against James Madison (Feb. 25-26).

► **2022:** Appeared in 18 games, four of which were starts, primarily serving as a long reliever ... contributed to Cornell's 11-10 comeback win over Canisius (April 5), throwing 4.1 IP of middle relief ... career-high 5 SO against Canisius and Columbia (May 1).

► **PRIOR TO CORNELL:** Three-year letterwinner in baseball and basketball at Howell HS ... also earned a letter in football ... three-time Perfect Game Honorable Mention All-America nominee (2019-21) ... earned plethora of accolades on baseball field, being named First Team All-State, First Team All-Shore Conference, as well as to All-Division team ... named Team MVP and was team captain ... tabbed Offensive MVP and Special Teams MVP on the gridiron.

► **PERSONAL:** Son of Jeffrey and Vera Ellison, and has two sisters ... currently enrolled in the College of Arts and Sciences.

ELLISON'S 2024 GAME LOG

DATE VS.	RESULT	DEC	GS	IP	H	R	ER	BB	SO	HR	NP-S	S%	RS	W-L	ERA	AVG	NOTES	
3/10 @ GTWN (G2)	L 0-20	—	0	1.0	0	0	0	2	3	0	26-14	53.8%	—	0-0	0.00	.000	Struck out the side despite issuing 2 BB	
3/15 @ RIC	L 4-8	—	0	1.0	3	3	2	0	0	0	25-17	68.0%	—	0-0	9.00	.333		
3/17 @ RIC	L 4-8	—	0	0.1	0	0	0	0	1	0	3-3	100.0%	—	0-0	7.71	.300	Struck out lone batter on 3 pitches	
3/22 @ PRIN (G1)	L 3-4 (10)	—	0	0.0	0	0	0	2	0	0	9-1	11.1%	—	0-0	7.71	.300		
3/30 DART (G1)	W 7-5	—	0	1.0	0	0	0	1	2	0	18-9	50.0%	—	0-0	5.40	.231		
3/31 DART	W 11-4	—	0	1.0	0	0	0	0	1	0	8-6	75.0%	—	0-0	4.15	.188	Fourth straight outing w/o allowing a hit	
MARCH				0	4.1	3	3	2	5	7	0	89-50	56.2%	—	0-0	4.15	.188	
4/7 HAR (G2)	W 6-5	W-1	0	2.0	1	0	0	0	1	0	21-13	61.9%	—	1-0	2.84	.190	First collegiate victory	
4/14 @ PENN	W 11-9	W-2	0	3.1	1	0	0	1	1	0	39-24	61.5%	—	2-0	1.86	.156	Second win in as many appearances	
4/20 YALE (G1)	W 10-9 (10)	W-3	0	1.0	0	0	0	0	0	0	11-7	63.6%	—	3-0	1.69	.147	Third consecutive win	
4/21 YALE	L 3-6	—	0	0.1	0	0	0	0	0	0	5-4	80.0%	—	3-0	1.64	.143	Eight straight scoreless outing	
4/28 COL	L 0-13	—	0	1.2	0	0	0	1	1	0	23-13	61.6%	—	3-0	1.42	.125	Ninth straight scoreless outing	
APRIL				0	8.1	2	0	0	2	3	0	99-61	61.6%	—	3-0	0.00	.083	
5/1 @ BING	W 13-7	—	0	1.0	1	3	3	2	0	1	27-16	59.3%	—	3-0	3.29	.136	Allowed runs allowed since March 15	
5/4 @ BRWN (G2)	L 12-13 (10)	—	0	3.2	4	4	4	4	4	0	79-45	57.0%	—	3-0	4.67	.169	Season-high for SO	
5/17 vs. PRIN	W 9-7	W-4	0	1.2	0	0	0	1	1	0	25-12	48.0%	—	4-0	4.26	.156	Fourth win on season	
5/19 vs. PENN	W 7-6	SV-1	0	1.0	0	0	0	0	0	0	15-9	60.0%	—	4-0	4.05	.149	First collegiate save	
5/20 vs. PENN (G2)	L 6-12	—	0	3.2	4	6	6	4	0	0	69-39	56.5%	—	4-0	5.70	.171	Season-highs for H, R, ER, and BB	
MAY				0	11.0	9	13	13	11	5	1	215-121	56.3%	—	1-0	10.64	.214	
TOTALS				0	23.2	14	16	15	18	15	1	403-232	57.6%	—	4-0	5.70	.171	

ELLISON'S 2024 SPLITS

SPLIT	W	L	G	GS	IP	H	R	ER	HR	BB	SO	ERA	AVG
TOTALS	4	0	16	0	23.2	14	16	15	1	18	15	5.70	.171
Home	2	0	6	0	7.0	1	0	0	0	2	5	0.00	.053
Away	1	0	7	0	10.1	9	10	9	1	11	9	7.84	.225
Neutral	1	0	3	0	6.1	4	6	6	0	7	1	X.XX	.XXX
Day	4	0	15	0	22.2	13	13	12	0	16	15	X.XX	.XXX
Night	0	0	1	0	1.0	1	3	3	1	2	0	9.00	.250
Starter	—	—	—	—	—	—	—	—	—	—	—	—	—
Reliever	4	0	16	0	23.2	14	16	15	1	18	15	5.70	.171

ELLISON'S 2024 SPLITS vs. LHB/RHB

	BF	AB	H	2B	3B	HR	BB	SO	AVG	OBP	SLG	OPS
Total	106	82	14	3	0	1	18	15	.171	.333	.244	.577
vs. LHB	23	14	3	0	0	0	7	2	.214	.455	.214	.669
vs. RHB	83	68	11	3	0	1	11	13	.162	.301	.250	.551

SINGLE-GAME HIGHS & LOWS

2025	CAREER
— IP	5.0, at Penn (4/17/22)
— H	10, vs. Dartmouth (4/24/22)
— R	8, vs. Columbia (5/1/22)
— ER	8, vs. Columbia (5/1/22)
— BB	4, (2x), Last: at Brown (5/4/24)
— SO	5, (2x), Last: vs. Columbia (5/1/22)
— HR	2, vs. Dartmouth (4/24/22)
— PITCHES	88, at Penn (4/17/22)
— CG	—
— SHO	—
— W STREAK	3 games (4/7/24 - 4/20/24)
— L STREAK	—

NOTE: Bold denotes active streak

ELLISON VS. DUKE

	W-L	ERA	AVG	G	GS	IP	H	R	ER	BB	SO	HR
CAREER	—	—	—	—	—	—	—	—	—	—	—	—
JACK COOMBS	—	—	—	—	—	—	—	—	—	—	—	—
2024	—	—	—	—	—	—	—	—	—	—	—	—

LAST APP: N/A

► Making first career appearance and start against Duke this weekend.

► Slated to make his third appearance and first start against an ACC opponent ... appeared in two games against Virginia in 2022 — both outings were in relief fashion.

BIG RED BULLPEN BRIEFS

#12 RYAN PORTER | SR. | OF/RHP

2024: 0-2-2 | 13 G (1 GS) | 24.1 IP | 9.25 ERA | 19 SO (15.3 K%) | 13 BB (10.5 BB%)

1ST-PITCH K%: 0/0 (0.0%)

1ST BATTER EFF.: 0/0 (0.0%)

IR/IRS: 0/0 (0.0% stranded)

vs. LHB: .000 (0-0), 0 HR

LAST FIVE OUTINGS

IP H R ER BB SO

LAST WIN: 4/28/23 vs. Penn

LAST LOSS: 5/20/24 vs. Penn

LAST SAVE: 4/20/24 vs. Yale

vs. RHB: .000 (0-0), 0 HR

► Appeared in 20 games on season, making eight starts (five in left field, two in right field, one as starting pitcher) ... split time between pitcher's mound and field before primarily serving as a relief pitcher in mid-March ... 0-2 record with two saves in 13 outings on mound ... lone start of season on mound came in championship game of Ivy League Baseball Tournament against Penn (May 20) ... registered saves against Dartmouth (March 30) and Yale (April 20) ... pitched season-high four innings against Columbia (April 27), where he struck out season-high four batters.

#21 JOHN GERFEN | JR. | LHP

2024: 0-0-0 | 6 G (0 GS) | 5.1 IP | 8.44 ERA | 8 SO (28.6 K%) | 3 BB (10.7 BB%)

1ST-PITCH K%: 0/0 (0.0%)

1ST BATTER EFF.: 0/0 (0.0%)

IR/IRS: 0/0 (0.0% stranded)

vs. LHB: .000 (0-0), 0 HR

LAST FIVE OUTINGS

IP H R ER BB SO

LAST WIN: —

LAST LOSS: 4/14/23 at Harvard

LAST SAVE: —

vs. RHB: .000 (0-0), 0 HR

► Logged six outings out of Cornell's bullpen in 2024 ... four of six appearances featured him pitching at least one inning ... did not allow any runs in four of six outings ... struck out season-high three batters against Binghamton (April 16), matching career high set against Ithaca (April 4, 2023) ... sister, Jennifer, also attends Cornell.

#26 JOHN HEGARTY | FR. | RHP

2025: 0-0-0 | 0 G (0 GS) | 0.0 IP | 0.00 ERA | 0 SO | 0 BB

1ST-PITCH K%: 0/0 (0.0%)

1ST BATTER EFF.: 0/0 (0.0%)

IR/IRS: 0/0 (0.0% stranded)

vs. LHB: .000 (0-0), 0 HR

LAST FIVE OUTINGS

IP H R ER BB SO

LAST WIN: —

LAST LOSS: —

LAST SAVE: —

vs. RHB: .000 (0-0), 0 HR

► Earned four varsity letters in baseball at St. Mark's School in Southborough, Mass. ... named Team MVP and was First Team All-Independent School League (ISL) and First Team All-New England Prep School Athletic Conference (NEPSAC) selection ... also received ISL All-Star honors in 2023 and was an All-ISL honorable mention as a sophomore in 2022 ... named to Honor Roll all four years at St. Mark's ... played club baseball for New England Ruffnecks Baseball from 2019-23 ... father, Patrick, played baseball at Harvard (1990-93) ... sister, Catherine, was member of Regis College women's track and field team in 2021-22 ... brother, Michael, is committed to play football at Penn in fall 2025.

#28 MAX FOSTER | SO. | RHP

2024: 0-0-0 | 6 G (0 GS) | 4.2 IP | 9.64 ERA | 6 SO (19.4 K%) | 9 BB (29.0 BB%)

1ST-PITCH K%: 0/0 (0.0%)

1ST BATTER EFF.: 0/0 (0.0%)

IR/IRS: 0/0 (0.0% stranded)

vs. LHB: .000 (0-0), 0 HR

LAST FIVE OUTINGS

IP H R ER BB SO

LAST WIN: —

LAST LOSS: —

LAST SAVE: —

vs. RHB: .000 (0-0), 0 HR

► Made six relief appearances in 2024, logging 4.2 innings of work ... hurled a scoreless inning against James Madison (March 2) ... pitched season-high 2 IP against Georgetown (March 10), where he recorded four of his six strikeouts on season ... played three seasons of baseball at Bethel HS in Bethel, Conn., where he was two-time First Team all-conference selection and two-time First Team all-state selection ... named all-conference academic team all three years, and was academic all-state honoree during senior year ... participated in CIAC Junior and Senior All-Star Games ... named to Honor Roll in all four years in high school and was a member of National Honor Society ... played club baseball at Baseball U, and was selected to PBR Futures Game during sophomore year ... father, Mark, played baseball at Nichols College, and brother, Maverick, is currently on baseball team at Mercer County CC.

#30 WILLIAM JAUN | SR. | 1B/LHP

2024: 1-4-1 | 12 G (6 GS) | 29.2 IP | 9.71 ERA | 25 SO (16.6 K%) | 29 BB (19.2 BB%)

1ST-PITCH K%: 0/0 (0.0%)

1ST BATTER EFF.: 0/0 (0.0%)

IR/IRS: 0/0 (0.0% stranded)

vs. LHB: .000 (0-0), 0 HR

LAST FIVE OUTINGS

IP H R ER BB SO

LAST WIN: 2/25/25 at Ga. Tech

LAST LOSS: 4/27/24 vs. Columbia

LAST SAVE: 5/5/24 at Brown

vs. RHB: .000 (0-0), 0 HR

► Registered 29.2 IP across 12 appearances (six starts) in 2024 after missing first two years due to injury ... was winning pitcher in collegiate debut against Georgia Tech (Feb. 25), registering 5 IP, 4 H, 2 ER ... fanned season-high five batters on two occasions (March 15 at Richmond; April 27 vs. Columbia) ... logged first collegiate save against Brown (May 5), pitching final three innings, allowing one run, and striking out three batters ... father, Gregory, played four years of baseball at Notre Dame (1980-83) ... brother, Eric, was outfielder at Babson (2016-19).

#34 ETHAN VAN SICE | SO. | RHP

2024: NO APPEARANCES (MISSED SEASON - INJURY)

1ST-PITCH K%: 0/0 (0.0%)

1ST BATTER EFF.: 0/0 (0.0%)

IR/IRS: 0/0 (0.0% stranded)

vs. LHB: .000 (0-0), 0 HR

LAST FIVE OUTINGS

IP H R ER BB SO

LAST WIN: —

LAST LOSS: —

LAST SAVE: —

vs. RHB: .000 (0-0), 0 HR

► Did not appear in any games in 2024 due to injury ... played four years of baseball at Gonzaga College in Washington, D.C. ... aided program to 2022 WCAC Championship and was named to 2023 All-WCAC Team.

#36 NATHANIEL JENNEWEIN | SO. | LHP 2024: 0-1-0 | 12 G (1 GS) | 17.2 IP | 8.66 ERA | 22 SO (23.9 K%) | 17 BB (18.5 BB%)

1ST-PITCH K%: 0/0 (0.0%)

1ST BATTER EFF.: 0/0 (0.0%)

IR/IRS: 0/0 (0.0% stranded)

vs. LHB: .000 (0-0), 0 HR

LAST FIVE OUTINGS

IP H R ER BB SO

LAST WIN: 2/25/25 at Ga. Tech

LAST LOSS: 4/27/24 vs. Columbia

LAST SAVE: 5/5/24 at Brown

vs. RHB: .000 (0-0), 0 HR

► Logged 12 appearances in first collegiate season in 2024 ... lone start of season came against Binghamton (April 16), where he struck out season-high five batters in 2 IP ... also struck out four batters in season-high 3 IP against Columbia (April 27) ... held opponents without a run in six outings, including three of last five ... lone brother, Paul, played baseball at DePauw (2022-23).

BIG RED BULLPEN BRIEFS

#37 HUXLEY HOLCOMBE | SO. | LHP 2024: 2-2-0 | 14 G (3 GS) | 41.2 IP | 7.78 ERA | 26 SO (12.8 K%) | 30 BB (14.8 BB%)

1ST-PITCH K%: 0/0 (0.0%) 1ST BATTER EFF.: 0/0 (0.0%) IR/IRS: 0/0 (0.0% stranded) vs. LHB: .000 (0-0), 0 HR LAST FIVE OUTINGS IP H R ER BB SO
LAST WIN: 4/13/24 at Penn LAST LOSS: 3/22/24 at Princeton LAST SAVE: — vs. RHB: .000 (0-0), 0 HR

► Started three of 14 appearances on mound in 2024, logging 2-2 record with 7.78 ERA ... served as one of Cornell's go-to bulk arms out of bullpen, registering 3+ IP in eight of 11 relief outings and 10 of 14 total appearances ... pitched season-high 5.0 IP and was winning pitcher in consecutive outings against Harvard (April 6) and Penn (April 13) ... named Ivy League Rookie of the Week following performance against Harvard, where he earned first collegiate victory after pitching five shutout innings, yielding just two baserunners (1 H, 1 BB), and striking out three ... posted season-high 4 SO on two occasions (April 28 vs. Columbia; May 20 vs. Penn).

#42 JOSH SHEA | JR. | RHP 2024: 0-0-0 | 1 G (0 GS) | 1.0 IP | 0.00 ERA | 1 SO (25.0 K%) | 0 BB

1ST-PITCH K%: 0/0 (0.0%) 1ST BATTER EFF.: 0/0 (0.0%) IR/IRS: 0/0 (0.0% stranded) vs. LHB: .000 (0-0), 0 HR LAST FIVE OUTINGS IP H R ER BB SO
LAST WIN: — LAST LOSS: — LAST SAVE: — vs. RHB: .000 (0-0), 0 HR

► Lone appearance of season in 2024 came against Binghamton (May 1), pitching a scoreless inning, allowing one hit and striking out one ... made six relief appearances during 2023, where he struck out two batters in 3.1 innings of work ... pitched season-high 1 IP against Ithaca (April 4, 2023) and Binghamton (April 11, 2023) ... mother, Beth, played tennis at Brown; uncle, Ken Katz, played played tennis at Princeton ... grandmother also attended Cornell.

#44 SAM KEENE | FR. | LHP 2025: 0-0-0 | 0 G (0 GS) | 0.0 IP | 0.00 ERA | 0 SO | 0 BB

1ST-PITCH K%: 0/0 (0.0%) 1ST BATTER EFF.: 0/0 (0.0%) IR/IRS: 0/0 (0.0% stranded) vs. LHB: .000 (0-0), 0 HR LAST FIVE OUTINGS IP H R ER BB SO
LAST WIN: — LAST LOSS: — LAST SAVE: — vs. RHB: .000 (0-0), 0 HR

► Earned three varsity letters at Boston College HS, where he was winning pitcher in program's clinching of 2024 Massachusetts State Baseball Championship ... team captain during 2024 season for program that ranked as high as No. 39 nationally ... two-time Catholic Conference All-Star selection (2023-24) ... named to All-Scholastic Team by *Boston Globe* in 2024 and by *Patriot Ledger* in 2023 and 2024 ... member of National Honor Society ... earned high honors all four years of high school ... played club baseball for North East Baseball, playing four years with team ... named to Perfect Game All-Tournament Team during 2022 and 2023 seasons ... aided team to WWBA New England Championship in 2023.

GAME-BY-GAME PITCH COUNTS

PLAYER	2/23 at DUKE	2/24 at DUKE	2/25 at DUKE	3/1 (1) at UMBC	3/1 (2) at UMBC	3/2 at UMBC	3/8 vs. MSU	3/9 vs. UAB	3/10 at WIN	3/15 (1) at TOW	3/15 (2) at TOW	3/16 at TOW	3/22 (1) vs. YALE	3/22 (2) vs. YALE
Graham Biben														
Chris Ellison														
Max Foster														
John Gerfen														
Ethan Hamill														
John Hegarty														
Huxley Holcombe														
William Jaunw														
Nathaniel Jennewein														
Braeden Johnson														
Sam Keene														
Noah Keller														
Gus Magill														
Carson Mayfield														
Ethan McHugh														
Ryan Porter														
Tavian Ramos														
Josh Shea														
Will Siwinski														
Ethan Van Sice														

BIG RED STARTING PITCHER RUN SUPPORT

PLAYER	RUN GS	RUN SUPPORT SUPPORT	RUNS PER 9 IP	RUNS IN STARTS	RUNS PER START	TEAM QUALITY W-L	QUALITY STARTS
Chris Ellison	0	0	0.00	0	0.00	0-0	0
Noah Keller	0	0	0.00	0	0.00	0-0	0
Carson Mayfield	0	0	0.00	0	0.00	0-0	0
TOTALS	0	0	0.00	0	0.00	0-0	0

BIG RED 2024 PITCHING SPLITS

	W	L	SV	G	IP	H	R	ER	HR	BB	SO	ERA	AVG
Total	0	0	0	0	0.0	0	0	0	0	0	0	0.00	.000
Home	0	0	0	0	0.0	0	0	0	0	0	0	0.00	.000
Away	0	0	0	0	0.0	0	0	0	0	0	0	0.00	.000
Neutral	0	0	0	0	0.0	0	0	0	0	0	0	0.00	.000
Day	0	0	0	0	0.0	0	0	0	0	0	0	0.00	.000
Night	0	0	0	0	0.0	0	0	0	0	0	0	0.00	.000
Starter	0	0	0	0	0.0	0	0	0	0	0	0	0.00	.000
Reliever	0	0	0	0	0.0	0	0	0	0	0	0	0.00	.000
February	0	0	0	0	0.0	0	0	0	0	0	0	0.00	.000
March	0	0	0	0	0.0	0	0	0	0	0	0	0.00	.000
April	0	0	0	0	0.0	0	0	0	0	0	0	0.00	.000
May	0	0	0	0	0.0	0	0	0	0	0	0	0.00	.000

BIG RED BATTER BRIEFS

#1 JOHN QUINLAN | JR. | OF | S/R

2024: .391 / .451 / .587 | 5 HR | 19 RBI | 10 SB

SERIES VS. DUKE: 0-0
ROAD TRIP: 0-0

vs. LHP: .000 (0-for-0, 0 HR)
vs. RHP: .000 (0-for-0, 0 HR)

ACTIVE HIT STREAK: 1 G, (2-5, .400)
LAST ERROR: 2 G, 5/19/24 vs. Penn (LF)

► Unanimously named First Team All-Ivy selection after starting all 33 appearances (29 in left field, four in right field) ... concluded season with .378 batting average with nine doubles, two triples, five home runs, and 20 RBI ... stole team-leading 10 bases, going 10-for-12 on steal attempts ... 56 hits ranked tied with **KEN VEENEMA** (1977) for fifth in Cornell history, trailing **GUY LEACH** (61 in 1988), **NATHAN FORD** (59 in 2008), **ERIK RICO** (57 in 2002), and **BRIAN BILLIGEN** (2012); figure was tied for sixth in Ivy League ... concluded year with second-highest batting average (.378) among eligible Ivy League hitters ... batted .423 in conference games, one of three Ivy League hitters to hit .400 in contests against Ancient Eight opposition ... led Ivy League in hits in conference play (42), lone player to reach 40-hit plateau in 2024 ... notched trio of four-hit efforts against Harvard (April 7), Penn (April 14), and Yale (April 20), one of two Cornell players since 2003 with at least three four-hit games in a season (**MARSHALL YANZICK** - 2012) ... hit walk-off two-RBI double in opening game of April 20 doubleheader against Yale, capping latest four-hit game of season; bloop two-run double solidified eight-run comeback for Big Red, which trailed 8-0 in bottom of eighth inning ... received Ivy League Player of the Week honors on April 22 after slashing .588/.667/1.118 (1.784 OPS), going 10-for-17 with three doubles, two home runs, five RBI, three stolen bases while striking out zero times during Big Red's 3-1 week against Binghamton and Yale ... Cornell's Academic All-Ivy selection.

2024 STATISTIC	TOTAL	IVY RANK
HITS (IVY PLAY)	42	1st
IVY BATTING AVG.	.424	2nd
BATTING AVG.	.378	2nd
HITS	56	T-6th
ON-BASE PCT.	.439	6th
OPS	1.007	10th

#2 MASON BARELA | FR. | C/INF | R/R

2025: .000 / .000 / .000 | 0 HR | 0 RBI | 0 SB

SERIES VS. DUKE: 0-0
ROAD TRIP: 0-0

vs. LHP: .000 (0-for-0, 0 HR)
vs. RHP: .000 (0-for-0, 0 HR)

ACTIVE HIT STREAK: —
LAST ERROR: 0 G

► Earned four varsity letters in baseball at Jupiter HS, where program won four district titles ... nominated for 2023 Palm Beach Athlete of the Year ... named captain during senior year.

#4 CADEN WILDMAN | SO. | OF | R/R

2024: .279 / .373 / .414 | 5 HR | 23 RBI | 7 SB

SERIES VS. DUKE: 0-0
ROAD TRIP: 0-0

vs. LHP: .000 (0-for-0, 0 HR)
vs. RHP: .000 (0-for-0, 0 HR)

ACTIVE HIT STREAK: 0 G, (0-4)
LAST ERROR: 19 G, 4/7 (G1) vs. Harvard (RF)

► Had breakout sophomore campaign in 2024, starting 35 of 38 appearances (32 in right field, three in center field) ... one of two players to play in all 38 of Cornell's games (**NATHAN WAUGH**) ... batted .279 with four doubles, five home runs, and 23 RBI ... became first Cornell player in program history to hit multiple grand slams in a game — which came in seventh and eighth innings — with two-home run game in nightcap of April 13 doubleheader at Penn ... named Ivy League's Co-Player of the Week following weekend performance against Penn, where he posted a .333/.375/.800 slash line, notching a double, two home runs, 11 RBI, and scored five runs ... plated go-ahead run with bases-clearing double in series finale and solidifying series victory against Quakers.

#6 KYLE MUSSER | SR. | OF | R/R

2024: .313 / .410 / .406 | 1 HR | 5 RBI | 0 SB

SERIES VS. DUKE: 0-0
ROAD TRIP: 0-0

vs. LHP: .000 (0-for-0, 0 HR)
vs. RHP: .000 (0-for-0, 0 HR)

ACTIVE HIT STREAK: 0 G, (0-2)
LAST ERROR: 38 G without an error

► Made six starts in 14 appearances in 2024 ... batted .313 with one home run and five RBI ... registered first multi-hit game of season against Penn (April 13), going 2-for-2 with three runs scored while coming off bench ... recorded first collegiate home run — a go-ahead three-run blast with Big Red down to its final strike — against Binghamton (April 16) ... logged season-high three hits against Brown (May 4), going 3-for-5 with an RBI.

#7 MAX JENSEN | SR. | OF | L/R

2024: .358 / .455 / .561 | 6 HR | 37 RBI | 5 SB

SERIES VS. DUKE: 0-0
ROAD TRIP: 0-0

vs. LHP: .000 (0-for-0, 0 HR)
vs. RHP: .000 (0-for-0, 0 HR)

ACTIVE HIT STREAK: 18 G, (31-78, .397)
LAST ERROR: 2 G, 5/19/24 vs. Penn (3B)

► Unanimously named First Team All-Ivy after slashing .358/.455/.561 with 1.007 OPS ... appeared and started in 37 games for the Big Red, splitting time between first and third base ... one of four Big Red hitters to bat over .300 on season, concluding year with .358 average with eight doubles, two triples, six home runs, and 37 RBI ... also scored 34 runs, one of three Big Red players to reach 30-plus runs ... ended season riding 18-game hit streak; had 11 multi-hit games and nine multi-RBI games during stretch358 average ranked fifth among eligible Ivy League hitters455 on-base percentage ranked fifth in conference and 1.015 OPS was eighth-highest in Ancient Eight ... registered 53 hits during season, tied for ninth-most in Ivy League ... logged .400 batting average in conference contests, one of three Ivy League players to accomplish feat and one of two Cornell players to do so (**JOHN QUINLAN** — .424) ... concluded conference play with second-highest hit total (37) trailing Quinlan's conference-leading 42 base knocks ... drove in 26 RBI in Ivy League play, marking fifth-most in Ancient Eight ... committed just one error in 239 fielding opportunities, leading to .996 fielding percentage ... factored in team-leading 20 double plays on season.

2024 STATISTIC	TOTAL	IVY RANK
STRIKEOUT RATE	9.0%	2nd
HITS IN IVY PLAY	37	2nd
IVY BATTING AVG.	.400	3rd
BATTING AVG.	.358	5th
ON-BASE PCT.	.455	5th
TRIPLES	2	T-7th
OPS	1.016	8th
HITS	53	T-9th

#8 LUKE JOHNSON | SO. | INF | R/R

2024: .241 / .313 / .276 | 0 HR | 5 RBI | 1 SB

SERIES VS. DUKE: 0-0
ROAD TRIP: 0-0

vs. LHP: .000 (0-for-0, 0 HR)
vs. RHP: .000 (0-for-0, 0 HR)

ACTIVE HIT STREAK: 1 G, (2-5, .400)
LAST ERROR: 3 G, 5/5/24 at Brown (3B)

► Started 19 of 28 appearances in 2024, primarily at third base ... batted .241 with three doubles and five RBI ... recorded hit in 10 of last 13 games of season ... registered doubles in first two collegiate games against Georgia Tech (Feb. 23 and Feb. 25) ... drove in first two RBI of collegiate career in latter game against Georgia Tech ... posted 3-for-5 effort with a double against Yale in opening game of April 20 doubleheader ... hit go-ahead two-run single in ninth inning against Princeton (May 17) in opening game of Ivy League Baseball Tournament ... older brother, Spencer, is pitcher at George Fox University, an Oregon-based Division III institution ... father, Craig, played collegiate tennis at Pepperdine (1989-93) before playing professionally and earned ranking as high as No. 287 ... mother, Michelle, played collegiate tennis at Notre Dame ... great-grandfather and great-grandmother (1929), great-uncle (1956), grandfather (1957), grandmother (1958), and aunt (1986) are all Cornell graduates.

BIG RED BATTER BRIEFS

#12 RYAN PORTER | SR. | OF/RHP | R/R

2024: .185 / .290 / .222 | 0 HR | 3 RBI | 0 SB

SERIES VS. DUKE: 0-0
ROAD TRIP: 0-0

vs. LHP: .000 (0-for-0, 0 HR)
vs. RHP: .000 (0-for-0, 0 HR)

ACTIVE HIT STREAK: 1 G (0-1)
LAST ERROR: 8 G, 4/7/24 at Harvard (P)

► Appeared in 20 games on season, making eight starts (five in left field, two in right field, one as starting pitcher) ... split time between pitcher's mound and field before primarily serving as a relief pitcher in mid-March ... batted .185 in 27 at-bats, logging one double and three RBI ... opened season with two-RBI effort against Georgia Tech (Feb. 23) ... logged lone multi-hit performance on season in series finale against Georgia Tech (Feb. 25).

#15 OWEN CARLSON | SO. | INF | L/R

2024: .286 / .342 / .400 | 1 HR | 2 RBI | 1 SB

SERIES VS. DUKE: 0-0
ROAD TRIP: 0-0

vs. LHP: .000 (0-for-0, 0 HR)
vs. RHP: .000 (0-for-0, 0 HR)

ACTIVE HIT STREAK: 0 G (0-1)
LAST ERROR: 16 games without an error

► Started in six of 16 appearances in 2024 ... started four games at second base, one at third base, and one as DH ... batted .286 with one double, one home run, and two RBI ... notched first career extra-base hit (double) against Richmond (March 16) ... posted two of three multi-hit performances against Richmond (March 16 and 17) ... other multi-hit performance came against Binghamton (May 1), where he blasted first collegiate home run in 2-for-5 effort with two runs scored ... did not commit any errors in his 24 fielding opportunities.

#18 TJ SWIDORSKI | JR. | INF | R/R

2024: .234 / .320 / .281 | 0 HR | 6 RBI | 2 SB

SERIES VS. DUKE: 0-0
ROAD TRIP: 0-0

vs. LHP: .000 (0-for-0, 0 HR)
vs. RHP: .000 (0-for-0, 0 HR)

ACTIVE HIT STREAK: 1 G (3-6, .500)
LAST ERROR: 11 G, 3/17/24 at Richmond (SS)

► Started in all 17 appearances on season, all of which came at shortstop ... batted .234 with three doubles and six RBI ... posted four multi-hit games, including season-high three hits against Brown (May 4) in 3-for-6 effort with three runs scored and a double ... drove in season-high three RBI against Georgia Tech (Feb. 25) ... collected two of his three doubles on season in opening game of March 10 doubleheader against Georgetown ... went 2-for-4 with two RBI against Yale (April 21) ... committed just one error in 79 fielding opportunities (.987 fielding percentage).

#19 MARK QUATRANI | SO. | C | R/R

2024: .362 / .492 / .714 | 11 HR | 43 RBI | 1 SB

SERIES VS. DUKE: 0-0
ROAD TRIP: 0-0

vs. LHP: .000 (0-for-0, 0 HR)
vs. RHP: .000 (0-for-0, 0 HR)

ACTIVE HIT STREAK: 6 G, (12-21, .571)
LAST ERROR: 1 G, 5/20/24 vs. Penn (C)

► Named Ivy League Rookie of the Year, becoming third Cornell player to earn honor (**BILL WALKENBACH** - 1995; **KELLEN URBON** - 2012) ... also received First Team All-Ivy honors, serving as lone freshman to earn distinction this season ... sixth Cornell player named First Team All-EIBL or All-Ivy as freshman since 1976, the first year freshman were eligible to play varsity baseball, joining **GREG MYERS** (1979), **JOHN DeGIOVANNI** (1980), Walkenbach (1995), **JUSTIN MILO** (2007), and Urbon (2012) ... started 29 of 30 appearances (20 starts at catcher, nine as designated hitter) ... concluded season batting .362 with .492 on-base percentage and .714 slugging percentage (1.231 OPS) with two doubles, one triple, 11 home runs, and 43 RBI ... 11 home runs were most by Cornell freshman in program history; became fourth Big Red player to hit 10-plus home runs in season (12, **CHRIS CRUZ** - 2012; 11, **ERIC KIRBY** - 1995; **ERIK RICO** - 2002) ... 43 RBI tied **GUY LEACH** (1988) for second-most in program history, two shy of matching **PETE WATZKA** (45 in 1971) for program record492 on-base percentage was fifth-highest by Cornell player with at least 80 at-bats714 slugging percentage ranked second-highest in program history (Rico — .768 — 2002); pair are lone players with slugging percentage north of .700 in a season (min. 80 at-bats) ... finished within top 10 among eligible Ivy League hitters in numerous statistical categories: on-base percentage and OPS (2nd), batting average and slugging percentage (3rd), home runs and RBI (T-5th), and hit by pitches (T-6th) ... drove in Ivy League-leading 30 RBI in conference games and hit seven of 11 HR against Ancient Eight opponents, tied for third-most in league ... opened collegiate career with two-hit effort and solo home run against Georgia Tech (Feb. 24) ... drove in season-high six RBI against Dartmouth (March 30) in 3-for-5 effort with two home runs — one of which was a grand slam ... went 4-for-9 with three home runs and nine RBI in series against Dartmouth (March 30-31), en route to earning first of three Ivy League Rookie of the Week honors ... logged six RBI while going 6-for-13 in series against Penn (April 13-14), earning first of two consecutive Rookie of the Week accolades ... collected at least one RBI in 10 consecutive games from April 7-27, amassing 15 RBI during stretch ... registered four three-hit games throughout season, including both games of final day of Ivy League Tournament against Penn (May 20) ... drove in three-plus RBI in six games (four three-RBI games, one four-RBI game, one six-RBI game) ... caught six of 25 runners stealing on season (24.0 percent) ... registered .972 fielding percentage (four errors in 142 fielding chances).

#20 KEVIN HAGER | SO. | INF | R/R

2024: .241 / .322 / .405 | 4 HR | 12 RBI | 3 SB

SERIES VS. DUKE: 0-0
ROAD TRIP: 0-0

vs. LHP: .000 (0-for-0, 0 HR)
vs. RHP: .000 (0-for-0, 0 HR)

ACTIVE HIT STREAK: 5 G (7-19, .368)
LAST ERROR: 1 G, 5/20/24 vs. Penn (SS)

► Started 21 of 23 appearances in 2024, all of which came at shortstop ... batted .241 with one double, four home runs, and 12 RBI ... six of his 12 RBI on season came during Ivy League Tournament, earning spot on Ivy League All-Tournament team ... concluded campaign on season-high five-game hit streak ... posted first collegiate extra-base hit (RBI double) against Richmond (March 16) ... registered first collegiate home run — the first three consecutive Cornell home runs — against Dartmouth in nightcap of March 30 twin bill ... other three home runs came against Penn on April 14 in regular season and May 19 and May 20 in Ivy League Tournament games ... committed four errors in 92 fielding chances (.957 fielding percentage).

#22 JAKOBI DAVIS | SR. | OF | L/L

2024: .265 / .365 / .410 | 3 HR | 14 RBI | 5 SB

SERIES VS. DUKE: 0-0
ROAD TRIP: 0-0

vs. LHP: .000 (0-for-0, 0 HR)
vs. RHP: .000 (0-for-0, 0 HR)

ACTIVE HIT STREAK: 4 G (5-15, .333)
LAST ERROR: 50 G, 4/8/23 vs. Brown (CF)

► All 35 of appearances in 2024 were starts in center field ... batted .265 with four doubles, two triples, three home runs, and 14 RBI ... successful on five of his seven steal attempts on season ... went 3-for-4 in regular-season series finale against Penn (April 14), matching his single-game high for hits ... recorded both of his triples on the road against James Madison (March 3) and Brown (May 4) ... two of three home runs on year occurred at Booth Field; first home run of season was final blast of three consecutive home runs hit against Dartmouth in nightcap of March 30 twin bill ... did not register an error in his 71 fielding opportunities.

BIG RED BATTER BRIEFS

#23 JAYDEN SHIN | FR. | INF | L/R

2025: .000 / .000 / .000 | 0 HR | 0 RBI | 0 SB

SERIES VS. DUKE: 0-0
ROAD TRIP: 0-0

vs. LHP: .000 (0-for-0, 0 HR)
vs. RHP: .000 (0-for-0, 0 HR)

ACTIVE HIT STREAK: —
LAST ERROR: 0 G

► Earned four varsity letters in baseball at Hopewell Valley HS ... two-time Carpenter Cup Team, First Team All-Conference and All-Area selection (2023, 2024) ... also received two letters in basketball, where he was named Most Improved Player in 2023 and awarded team's Hustle Award in 2024 ... member of National Honor Society and Leadership Corps ... served as class treasurer and was president of Turn 2 Club.

#30 WILLIAM JAUN | SR. | 1B/LHP | L/L

2024: .158 / .238 / .211 | 0 HR | 1 RBI | 0 SB

SERIES VS. DUKE: 0-0
ROAD TRIP: 0-0

vs. LHP: .000 (0-for-0, 0 HR)
vs. RHP: .000 (0-for-0, 0 HR)

ACTIVE HIT STREAK: 2 G (2-7, .286)
LAST ERROR: 8 G, 3/16/24 at Richmond (1B)

► Registered 19 at-bats over first month of season before sustaining injury that forced him out of action for a month ... went 3-for-19 at the plate over first month of season, recording a double (Georgia Tech - Feb. 24) and RBI (Georgetown - March 10) ... father, Gregory, played four years of baseball at Notre Dame (1980-83) ... brother, Eric, was outfielder at Babson (2016-19).

#31 RYAN DILLON | FR. | C | R/R

2025: .000 / .000 / .000 | 0 HR | 0 RBI | 0 SB

SERIES VS. DUKE: 0-0
ROAD TRIP: 0-0

vs. LHP: .000 (0-for-0, 0 HR)
vs. RHP: .000 (0-for-0, 0 HR)

ACTIVE HIT STREAK: —
LAST ERROR: 0 G

► Earned four varsity letters in baseball at Marlborough HS, where he was a three-year captain and named Team MVP on three occasions ... named to *Worcester Telegram & Gazette* All-Star team in 2024 ... three-time honoree to Mid-Wach All-Star teams, earning second-team honors in 2022 and first-team honors in 2023 and 2024, and was named league MVP in 2024 ... received Preseason All-American honorable mention honors from Perfect Game in 2023 (underclassmen) and 2024 ... member of National Honor and Business Honor Societies ... volunteered with Unified Basketball and Best Buddies for all four years of high school ... played travel baseball for four years with the Nokona Chiefs.

DAILY BATTING LOGS

PLAYER	2/23 at DUKE	2/24 at DUKE	2/25 at DUKE	3/1 (1) at UMBC	3/1 (2) at UMBC	3/2 at UMBC	3/8 vs. MSU	3/9 vs. UAB	3/10 at WIN	3/15 (1) at TOW	3/15 (2) at TOW	3/16 at TOW	3/22 (1) vs. YALE	3/22 (2) vs. YALE
Mason Barela														
Tyler Beaulieu														
Owen Carlson														
Jakobi Davis														
Ryan Dillon														
Kevin Hager														
William Jaun														
Max Jensen														
Luke Johnson														
Jackson Marko														
Kyle Musser														
Ryan Porter														
Mark Quatrani														
John Quinlan														
Jayden Shin														
TJ Swidorski														
Beck Urofsky														
Matthew Walters														
Caden Wildman														

KEY: 1-Single, 2-Double, 3-Triple, 4-Home Run, o-Out, k-Strikeout, w-Walk, W-Int. Walk, h-Hit by Pitch, e-Reached on Error, b-Sac Bunt, F-Sac Fly, c-Fielder's Choice, d-Double Play;
NOTE: Shading denotes started game; read left-to-right for first-to-last AB.

BIG RED 2025 BATTING SPLITS

	AB	R	H	2B	3B	HR	RBI	BB	SO	AVG	OBP	SLG	OPS
TOTALS	0	0	0	0	0	0	0	0	0	.000	.000	.000	.000
Home	0	0	0	0	0	0	0	0	0	.000	.000	.000	.000
Away	0	0	0	0	0	0	0	0	0	.000	.000	.000	.000
Neutral	0	0	0	0	0	0	0	0	0	.000	.000	.000	.000
Day	0	0	0	0	0	0	0	0	0	.000	.000	.000	.000
Night	0	0	0	0	0	0	0	0	0	.000	.000	.000	.000
February	0	0	0	0	0	0	0	0	0	.000	.000	.000	.000
March	0	0	0	0	0	0	0	0	0	.000	.000	.000	.000
April	0	0	0	0	0	0	0	0	0	.000	.000	.000	.000
May	0	0	0	0	0	0	0	0	0	.000	.000	.000	.000

BIG RED LINEUP PRODUCTION

	AB	R	H	2B	3B	HR	RBI	BB	SO	AVG	OBP	SLG	OPS
1st	0	0	0	0	0	0	0	0	0	.000	.000	.000	.000
2nd	0	0	0	0	0	0	0	0	0	.000	.000	.000	.000
3rd	0	0	0	0	0	0	0	0	0	.000	.000	.000	.000
4th	0	0	0	0	0	0	0	0	0	.000	.000	.000	.000
5th	0	0	0	0	0	0	0	0	0	.000	.000	.000	.000
6th	0	0	0	0	0	0	0	0	0	.000	.000	.000	.000
7th	0	0	0	0	0	0	0	0	0	.000	.000	.000	.000
8th	0	0	0	0	0	0	0	0	0	.000	.000	.000	.000
9th	0	0	0	0	0	0	0	0	0	.000	.000	.000	.000

2025 BIG RED HOME RUNS

PLAYER	HR	vL	vR	ROAD/		RUNNERS ON				OUTS			TIED	GO	DIRECTION					TEAM	LAST HR		ABs
				HOME	NEUTRAL	0	1	2	3	0	1	2			LF	LC	CF	RC	RF		DATE / OPPONENT	PITCHER	
Mason Barela	—	—	—	—	—	—	—	—	—	—	—	—	—	—	—	—	—	—	—	—	—	—	—
Tyler Beaulieu	—	—	—	—	—	—	—	—	—	—	—	—	—	—	—	—	—	—	—	—	—	—	—
Owen Carlson	—	—	—	—	—	—	—	—	—	—	—	—	—	—	—	—	—	—	—	—	5/1/24 at Binghamton	Sajeski	3
Jakobi Davis	—	—	—	—	—	—	—	—	—	—	—	—	—	—	—	—	—	—	—	—	4/20/24 vs. Yale	Richardson	36
Ryan Dillon	—	—	—	—	—	—	—	—	—	—	—	—	—	—	—	—	—	—	—	—	—	—	—
Kevin Hager	—	—	—	—	—	—	—	—	—	—	—	—	—	—	—	—	—	—	—	—	5/20/24 vs. Penn	Zaffiro	5
William Jaun	—	—	—	—	—	—	—	—	—	—	—	—	—	—	—	—	—	—	—	—	—	—	—
Max Jensen	—	—	—	—	—	—	—	—	—	—	—	—	—	—	—	—	—	—	—	—	5/20/24 vs. Penn	Millikan	1
Luke Johnson	—	—	—	—	—	—	—	—	—	—	—	—	—	—	—	—	—	—	—	—	—	—	—
Jackson Marko	—	—	—	—	—	—	—	—	—	—	—	—	—	—	—	—	—	—	—	—	—	—	—
Kyle Musser	—	—	—	—	—	—	—	—	—	—	—	—	—	—	—	—	—	—	—	—	4/16/24 at Binghamton	Rosner	16
Ryan Porter	—	—	—	—	—	—	—	—	—	—	—	—	—	—	—	—	—	—	—	—	4/28/23 vs. Penn	Zaffiro	34
Mark Quatrani	—	—	—	—	—	—	—	—	—	—	—	—	—	—	—	—	—	—	—	—	5/19/24 vs. Penn	Tobin	8
John Quinlan	—	—	—	—	—	—	—	—	—	—	—	—	—	—	—	—	—	—	—	—	4/20/24 vs. Yale	Shaw	55
Jayden Shin	—	—	—	—	—	—	—	—	—	—	—	—	—	—	—	—	—	—	—	—	—	—	—
TJ Swidorski	—	—	—	—	—	—	—	—	—	—	—	—	—	—	—	—	—	—	—	—	2/25/23 at JMU	Murphy	107
Beck Urofsky	—	—	—	—	—	—	—	—	—	—	—	—	—	—	—	—	—	—	—	—	—	—	—
Matthew Walters	—	—	—	—	—	—	—	—	—	—	—	—	—	—	—	—	—	—	—	—	—	—	—
Caden Wildman	—	—	—	—	—	—	—	—	—	—	—	—	—	—	—	—	—	—	—	—	5/20/24 vs. Penn	Zaffiro	4

LEADOFF HR (0)

PLAYER (CAREER NO.) DATE / OPP

BACK-2-BACK HR (0)

PLAYERS DATE / OPP

2-HR GAMES (0)

PLAYER (CAREER NO.) DATE / OPP

GRAND SLAMS (0)

PLAYER (CAREER NO.) DATE / OPP

BIG RED MISCELLANEOUS BATTING

PLAYER	MULTI-HIT GAMES						MULTI-RBI GAMES						HIT STREAKS					HITS	
	2	3	4	5+	TOTAL	CAREER	2	3	4	5+	TOTAL	CAREER	5-9	10-14	15+	ACTIVE	2025 HIGH	CAREER HIGH	INFIELD BUNT
Mason Barela	—	—	—	—	—	—	—	—	—	—	—	—	—	—	—	—	—	—	—
Tyler Beaulieu	—	—	—	—	—	—	—	—	—	—	—	—	—	—	—	—	—	—	—
Owen Carlson	—	—	—	—	—	—	—	—	—	—	—	—	—	—	—	0	—	2, (2x), Last: 2024	—
Jakobi Davis	—	—	—	—	—	—	—	—	—	—	—	—	—	—	—	4	—	6, (2x), Last: 2023-24	—
Ryan Dillon	—	—	—	—	—	—	—	—	—	—	—	—	—	—	—	—	—	—	—
Kevin Hager	—	—	—	—	—	—	—	—	—	—	—	—	—	—	—	5	—	5, 2024	—
William Jaun	—	—	—	—	—	—	—	—	—	—	—	—	—	—	—	2	—	2, 2024	—
Max Jensen	—	—	—	—	—	—	—	—	—	—	—	—	—	—	—	18	—	18, 2024	—
Luke Johnson	—	—	—	—	—	—	—	—	—	—	—	—	—	—	—	1	—	5, 2024	—
Jackson Marko	—	—	—	—	—	—	—	—	—	—	—	—	—	—	—	—	—	—	—
Kyle Musser	—	—	—	—	—	—	—	—	—	—	—	—	—	—	—	0	—	4, (2x), Last: 2024	—
Ryan Porter	—	—	—	—	—	—	—	—	—	—	—	—	—	—	—	0	—	4, 2022-23	—
Mark Quatrani	—	—	—	—	—	—	—	—	—	—	—	—	—	—	—	6	—	10, 2024	—
John Quinlan	—	—	—	—	—	—	—	—	—	—	—	—	—	—	—	1	—	9, 2024	—
Jayden Shin	—	—	—	—	—	—	—	—	—	—	—	—	—	—	—	—	—	—	—
TJ Swidorski	—	—	—	—	—	—	—	—	—	—	—	—	—	—	—	1	—	3, 2023	—
Beck Urofsky	—	—	—	—	—	—	—	—	—	—	—	—	—	—	—	—	—	—	—
Matthew Walters	—	—	—	—	—	—	—	—	—	—	—	—	—	—	—	—	—	—	—
Caden Wildman	—	—	—	—	—	—	—	—	—	—	—	—	—	—	—	0	—	11, 2024	—

Bold denotes active streak

BIG RED W-L RECORD BY LINEUP CARD

PLAYER	BATTING ORDER (STARTS)									BY POSITION (STARTS)								
	1ST	2ND	3RD	4TH	5TH	6TH	7TH	8TH	9TH	C	1B	2B	3B	SS	LF	CF	RF	DH
Mason Barela	—	—	—	—	—	—	—	—	—	—	—	—	—	—	—	—	—	—
Tyler Beaulieu	—	—	—	—	—	—	—	—	—	—	—	—	—	—	—	—	—	—
Owen Carlson	—	—	—	—	—	—	—	—	—	—	—	—	—	—	—	—	—	—
Jakobi Davis	—	—	—	—	—	—	—	—	—	—	—	—	—	—	—	—	—	—
Ryan Dillon	—	—	—	—	—	—	—	—	—	—	—	—	—	—	—	—	—	—
Kevin Hager	—	—	—	—	—	—	—	—	—	—	—	—	—	—	—	—	—	—
William Jaun	—	—	—	—	—	—	—	—	—	—	—	—	—	—	—	—	—	—
Max Jensen	—	—	—	—	—	—	—	—	—	—	—	—	—	—	—	—	—	—
Luke Johnson	—	—	—	—	—	—	—	—	—	—	—	—	—	—	—	—	—	—
Jackson Marko	—	—	—	—	—	—	—	—	—	—	—	—	—	—	—	—	—	—
Kyle Musser	—	—	—	—	—	—	—	—	—	—	—	—	—	—	—	—	—	—
Ryan Porter	—	—	—	—	—	—	—	—	—	—	—	—	—	—	—	—	—	—
Mark Quatrani	—	—	—	—	—	—	—	—	—	—	—	—	—	—	—	—	—	—
John Quinlan	—	—	—	—	—	—	—	—	—	—	—	—	—	—	—	—	—	—
Jayden Shin	—	—	—	—	—	—	—	—	—	—	—	—	—	—	—	—	—	—
TJ Swidorski	—	—	—	—	—	—	—	—	—	—	—	—	—	—	—	—	—	—
Beck Urofsky	—	—	—	—	—	—	—	—	—	—	—	—	—	—	—	—	—	—
Matthew Walters	—	—	—	—	—	—	—	—	—	—	—	—	—	—	—	—	—	—
Caden Wildman	—	—	—	—	—	—	—	—	—	—	—	—	—	—	—	—	—	—

RUNS BY INNING

	1	2	3	4	5	6	7	8	9	10	11	12	13	14	15	TOTAL
BIG RED	0	0	0	0	0	0	0	0	0	—	—	—	—	—	—	0
OPPONENTS	0	0	0	0	0	0	0	0	0	—	—	—	—	—	—	0
DIFFERENCE	0	0	0	0	0	0	0	0	0	—	—	—	—	—	—	0

VICTORY MARGIN

	1	2	3	4	5	6	7	8	9	10	11	12	13	14	15+
BIG RED	—	—	—	—	—	—	—	—	—	—	—	—	—	—	—
OPPONENTS	—	—	—	—	—	—	—	—	—	—	—	—	—	—	—

BIG RED'S COMEBACK VICTORIES

DATE / OPPONENT	LARGEST DEFICIT
—	—

BIG RED MULTI-RUN INNINGS

	TIMES	LAST TIME
2 Runs	0	—
3 Runs	0	—
4 Runs	0	—
5 Runs	0	—
6 Runs	0	—
7 Runs	0	—
8 Runs	0	—
9 Runs	0	—
10+ Runs	0	—



2024 FINAL TEAM STATISTICS

	STAT	NCAA	IVY
BASE ON BALLS	144	294th	7th
BATTING AVERAGE	.288	97th	2nd
DOUBLE PLAYS	32	205th	2nd
DOUBLE PLAYS / GAME	0.84	38th	1st
DOUBLES	55	294th	7th
DOUBLES / GAME	1.45	277th	7th
EARNED RUN AVERAGE	7.80	262nd	7th
FIELDING PERCENTAGE	.975	69th	1st
HIT BATTERS	59	239th	5th
HIT BY PITCH	55	243rd	3rd
HITS	393	283rd	4th
HITS ALLOWED / 9 INN.	10.39	205th	6th
HOME RUNS	52	181st	3rd
HOME RUNS / GAME	1.37	85th	2nd
ON-BASE PERCENTAGE	.376	178th	3rd
RUNS	270	267th	3rd
SACRIFICE BUNTS	16	202nd	2nd
SACRIFICE FLIES	10	290th	7th
SCORING	7.1	117th	2nd
SHUTOUTS	—	—	—
SLUGGING PCT.	.453	128th	3rd
STOLEN BASES	38	249th	6th
STOLEN BASES / GAME	1.00	164th	5th
SO/BB RATIO	1.09	280th	8th
STRIKEOUTS / 9 INN.	6.9	263rd	7th
TRIPLE PLAYS	—	—	—
TRIPLES	7	219th	8th
TRIPLES / GAME	0.18	160th	8th
WHIP	1.85	256th	7th
WIN PERCENTAGE	.447	193rd	3rd
WALKS / 9 INN.	6.31	269th	7th

FINAL 2024 INDIVIDUAL LEADERS

	STAT	NCAA	IVY
BATTING AVERAGE			
John Quinlan	.378	58th	3rd
Mark Quatrani	.362	114th	4th
Max Jensen	.358	134th	6th
HIT BY PITCH PER GAME			
Mark Quatrani	0.37	52nd	3rd
HITS PER GAME			
John Quinlan	1.70	8th	1st
Max Jensen	1.43	108th	4th
HOME RUNS PER GAME			
Mark Quatrani	0.37	51st	3rd
ON-BASE PERCENTAGE			
Mark Quatrani	.492	39th	2nd
RUNS BATTED IN PER GAME			
Mark Quatrani	1.43	10th	2nd
SAVES			
Ryan Porter	2	368th	7th
SLUGGING PERCENTAGE			
Mark Quatrani	.714	45th	3rd
TOUGHEST TO STRIKEOUT			
Max Jensen	9.3	79th	1st

DIGGING THE LONG BALL

► Cornell hit 52 home runs last season, marking the most by the Big Red in a single season in the program's 153-year history, besting the previous mark of 38 set during the 2009 season.

► Freshman catcher **MARK QUATRANI** led the Big Red in home runs last season with 11, tying **ERIC KIRBY** (1995) and **ERIK RICO** (2002) for the second-most blasts in a season. The 11 home runs by a freshman broke a 29-year record held by former infielder **BILL WALKENBACH** — who later became the Big Red's head coach from 2009-15 — after he hit six home runs in 1996.

► Quatrani enters the 2025 campaign five home runs shy of matching Kirby, **RAUL GOMEZ** (1998-01), and **ANDREW LURIA** (1999-02) for the ninth-most home runs in program history. **CHRIS CRUZ** assumes the program record for home runs (25 from 2011-14).

► Speaking of Quatrani, he registered the team's single-season record for home runs with a leadoff blast in Cornell's 14-11 setback in the opener of a twin bill with Columbia last April 27 at Booth Field in Ithaca.

► Of the 52 home runs hit last season by Cornell, eight came on the power of grand slams, the most in a season on record in program history. The grand slam total matched the combined output over the previous nine years combined.

WHEN IT RUNS, IT POURS

► Cornell scored 270 runs across its 38 games last season, computing to a 7.11 runs per game average, ranking 117th nationally.

► The Big Red's 7.11 runs per game average was its highest clip in a single season since 1901, when Cornell scored 180 runs in 24 games (7.50 runs per game). Last year's average also ranked as the fourth-highest scoring year in Cornell history with at least 20 games played.

► Last season's 270 runs scored was the 31st time in Cornell's 153-year history of the baseball program that it scored at least 200 runs in a season. The 270 runs were the third-most by the Big Red in a single season and was its highest run total since scoring a program-record 279 times in 2012, Cornell's last time it appeared in the NCAA Tournament.

► Last year, Cornell displayed a knack for scoring runs in bundles, as 225 of its 270 runs came in multi-run innings (83.3 percent of its run production).

► The Big Red had 66 multi-run innings in 2024 and had registered at least one inning with two-plus runs in 33 of its 38 games played (86.8 percent). Since the beginning of the 2022 season, Cornell has had at least one multi-run inning in 88 of its 109 games (80.7 percent), including in each of its last eight contests.

RAREFIED COMPANY

► Senior outfielder **JOHN QUINLAN** and senior infielder **MAX JENSEN** were two of Cornell's most reliable hitters in Ivy League play last season.

► Quinlan mustered 42 hits in conference games, assuming Cornell's program record for hits in conference play in a single season. He also became just the second player in EIBL / Ivy League history with 40-plus hits in conference games in a single season, joining former Dartmouth shortstop Tyler Cox, who had 45 hits in Ancient Eight play in 2022.

► Jensen also excelled against Ivy League opposition last season, amassing 37 base knocks to place him in a five-way tie with Yale's Dan Thompson (1995), Brown's Joe Lomuscio (2019), Columbia's Joe Engel (2019), and Harvard's Jake Suddleson (2019) for the sixth-most hits in conference play in EIBL / Ivy League history.

► The Cornell duo became the first pair of teammates in the history of the EIBL and Ivy League to record at least 37 hits in the same season. Quinlan (54) and Jensen (51) also became the third set of Big Red teammates with 50-plus hits in a season, joining **KEN VEENEMA** (56) and **DAVE JOHNSON** (50) in 1977 and **BRIAN BILLIGEN** (57) and **FRANK HAGER** (52) in 2012.

CORNELL RECORD BOOK

MOST HOME RUNS IN SINGLE SEASON
Cornell Program History

RK	SEASON	HRs
► 1.	2024	52
2.	2009	38
3.	1999	35
4.	2001	34
5.	2022	33
6.	1995	30
	2010	30
	2023	30

CORNELL RECORD BOOK

MOST RUNS PER GAME IN A SINGLE SEASON
Cornell Program History (Min. 20 GP)

SEASON	GP	RUNS	RPG
1891	25	232	9.28
1901	24	180	7.50
1900	33	246	7.45
► 2024	38	270	7.11

MOST RUNS SCORED IN A SINGLE SEASON
Cornell Program History

SEASON	GP	RUNS	RPG
2012	49	279	5.69
1984	42	278	6.62
► 2024	38	270	7.11

IVY LEAGUE LEADERS

MOST HITS IN CONFERENCE PLAY
EIBL / Ivy League History

PLAYER	SCHOOL	YEAR	HITS
Tyler Cox	Dartmouth	2022	45
► John Quinlan	Cornell	2024	42
Matt Kutler	Brown	2005	39
Tom Grandieri	Penn	2010	38
Peter Matt	Penn	2019	38
Dan Thompson	Yale	1995	37
Joe Lomuscio	Brown	2019	37
Joe Engel	Columbia	2019	37
Jake Suddleson	Harvard	2019	37
► Max Jensen	Cornell	2024	37

BIG RED TRENDS			
CATEGORY	2025	UNDER PEPICELLI	STREAK
Overall	0-0	101-167-1	Lost 2
Ivy League Games	0-0	57-88	Won 1
Non-Conference Games	0-0	44-79-1	Lost 2
vs. Power 4 Opponent	0-0	3-23	Won 1
vs. Non-Power 4 Opponent	0-0	41-56-1	Lost 2
Home Games	0-0	34-49-1	Lost 4
Away Games	0-0	60-110	Won 1
Neutral Site Games	0-0	7-8	Lost 2
Day Games <small>(before 5 p.m.)</small>	0-0	96-159-1	Lost 1
Night Games <small>(5 p.m. or later)</small>	0-0	5-8	Lost 1
February	0-0	1-19	Won 1
March	0-0	35-60	Won 4
April	0-0	51-74-1	Lost 4
May	0-0	14-14	Lost 2
Cornell Scores 0-2 Runs	0-0	7-73	Lost 18
Cornell Scores 3-5 Runs	0-0	24-61-1	Lost 2
Cornell Scores 6-9 Runs	0-0	37-30	Lost 2
Cornell Scores 10+ Runs	0-0	33-3	Lost 1
Cornell Allows 0-2 Runs	0-0	35-8	Won 6
Cornell Allows 3-5 Runs	0-0	38-35-1	Won 5
Cornell Allows 6-9 Runs	0-0	25-65	Won 3
Cornell Allows 10+ Runs	0-0	3-59	Lost 7
Leading after Six Innings	0-0	75-13	Lost 1
Trailing after Six Innings	0-0	21-142	Won 1
Tied after Six Innings	0-0	5-12-1	Lost 1
Leading after Seven Innings	0-0	68-8	Lost 1
Trailing after Seven Innings	0-0	15-132	Lost 7
Tied after Seven Innings	0-0	7-8-1	Won 1
Leading after Eight Innings	0-0	73-4	Won 2
Trailing after Eight Innings	0-0	7-136	Lost 7
Tied after Eight Innings	0-0	8-8-1	Won 1
Big Red With No Home Runs	0-0	36-106	Lost 8
Big Red Hit a Home Run	0-0	65-61-1	Lost 2
Hits One Home Run	0-0	39-50-1	Lost 1
Hits Multiple Home Runs	0-0	26-11	Lost 1
Big Red Has No Errors	0-0	37-43	Lost 4
Big Red Has an Error	0-0	64-124-1	Lost 1
Commits One Error	0-0	37-47-1	Won 3
Commits Multiple Errors	0-0	27-77	Lost 1
Out-hit Opponent	0-0	79-24	Lost 2
Out-hit by Opponent	0-0	16-134-1	Lost 7
Hits Equal	0-0	6-9	Won 1
Big Red Scores First	0-0	62-53-1	Won 1
Opponent Scores First	0-0	39-114	Lost 2
Extra-Inning Games	0-0	7-11-1	Lost 1
One-Run Games	0-0	26-35	Won 1
Two-Run Games	0-0	20-23	Lost 1
Five-Plus-Run Games	0-0	30-76	Lost 1
Shutouts	0-0	6-20	Lost 5

HOT HITTERS

► Cornell's trio of First Team All-Ivy selections last year in senior outfielder **JOHN QUINLAN** (.378), sophomore catcher **MARK QUATRANI** (.362), and senior infielder **MAX JENSEN** (.358) made Cornell one of 11 Division I programs last season to have at least three players with .350 batting averages. Players eligible must have had a minimum of three plate appearances per game and played in at least 75 percent of their team's games.

► Austin Peay led the nation with five players that had batting averages north of .350 last season. Wofford assumed second place with four representatives, while Cornell was tied with Arizona State, East Tennessee State, Jackson State, Northern Kentucky, Samford, UC Irvine, Virginia, and Western Michigan for the third-most batters with at least .350 averages last season.

► The Big Red was only one of two Division I programs to have at least three batters hit for an average equal or better than Jensen's .358 clip. Austin Peay had four batters meet the criteria, powered by Jon Jon Gazdar (.405), Lyle Miller-Green (.393), Clayton Gray (.380), and John Bay (.365).

Q'S PROVIDING THE A'S

► Senior outfielder **JOHN QUINLAN** and sophomore catcher **MARK QUATRANI** were two of Cornell's most reliable hitters last season since the Big Red kicked off Ivy League play.

► Quinlan hit for a .423 average over the team's final 25 games, going 49-of-116 with eight doubles, two triples, four home runs, and 17 RBI.

► Last season, Quinlan's .424 average (42-of-99) against Ancient Eight opponents ranked second in the Ivy League behind Penn's Wyatt Henseler (.438), who claimed last year's Blair Bat, awarded to the Ivy League's batting average leader in regular-season conference games.

► Quatrani, who batted .333 with seven home runs in Ivy League contests, hit the most home runs in regular-season conference games in program history, besting six-home run outputs produced by **RAUL GOMEZ** (2001), **BRIAN KAUFMAN** (2006), and **SAM KAPLAN** (2022).

► Quatrani's seven Ivy League home runs in conference contests ranked third, only behind Henseler (10) and Columbia's Sam Miller (8).

► Paired with his home runs, Quatrani's 30 RBI led all Ivy League batters in runs batted in while ranking sixth in EIBL / Ivy League history. The 30 ribbies by Quatrani were the most by a Cornell player in conference games in a single season, surpassing the previous mark of 29 initially set in 2006 by Kaufman.

QUINLAN'S HOT BAT

► Senior outfielder **JOHN QUINLAN** posted 1.70 hits per game last season, which led the Ivy League and was the eight-highest average in Division I baseball last season.

► Rutgers' Joshua Kuroda-Grauer paced the nation with his 1.79 hits-per-game average, slightly ahead of Penn State's JT Marr (1.74), Austin Peay's Clayton Gray (1.73) and Jon Jon Gazdar (1.71), Virginia Tech's Ben Watson (1.72), Fairfield's Dean Ferrara (1.71), and Northeastern's Tyler MacGregor (1.71).

► Harvard's Ben Rounds, who is utilizing his postgraduate year this season at Duke, ranked second among Ivy League batters with a 1.54 hits-per-game average, which ranked 39th nationally.

► Senior infielder **MAX JENSEN** averaged 1.43 hits per game last season, ranking fourth in the Ivy League and 108th nationally.

TOUGH TO SET DOWN

► Senior infielder **MAX JENSEN** concluded the 2024 season tied with Radford's Cameron Pittman, Virginia Tech's Ben Watson, and Yale's Alec Atkinson for being the 79th-hardest batter to strikeout in Division I baseball, averaging a strikeout every 9.3 at-bats.

► Jensen only struck out 16 times last season, tied for the 32nd-fewest strikeouts by a Division I player that played in at least 75 percent of his team's games and had at least 2.5 at-bats per game.

► The 16 strikeouts were tied with Atkinson for the Ivy League lead, while Jensen's 9.0 strikeout rate (16 strikeouts in 177 plate appearances) ranked second in the Ancient Eight, trailing Atkinson by just one-tenth of a percentage point (8.9 percent — 16 strikeouts in 180 plate appearances).

NCAA LEADERS

MOST PLAYERS WITH .350+ BATTING AVG.
2024 Season

SCHOOL	PLAYERS
Austin Peay	5
Wofford	4
Arizona State	3
► Cornell	3
East Tennessee State	3
Jackson State	3
Northern Kentucky	3
Samford	3
UC Irvine	3
Virginia	3
Western Michigan	3

NCAA LEADERS

HITS PER GAME AVERAGES
2024 Season

PLAYER	SCHOOL	HPG
Joshua Kuroda-Grauer	Rutgers	1.79
JT Marr	Penn State	1.74
Clayton Gray	Austin Peay	1.73
Ben Watson	Virginia Tech	1.72
Dean Ferrara	Fairfield	1.71
Jon Jon Gazdar	Austin Peay	1.71
Taylor MacGregor	Northeastern	1.71
► John Quinlan	Cornell	1.70
Evan Bouldin	Delaware St.	1.69
Charlie Condon	Georgia	1.67

IVY WEEKLY HONORS

DATE	AWARD	PLAYER (SCHOOL)
Feb. 25	Player	
	Pitcher	
	Rookie	

STANDINGS AND SCHEDULES

IVY LEAGUE					OVERALL						
OPPONENT	W-L	PCT	GB	STREAK	W-L	PCT	STREAK	HOME	AWAY	NEUTRAL	RPI
Brown	0-0	.000	—	—	0-0	.000	—	0-0	0-0	0-0	—
Columbia	0-0	.000	—	—	0-0	.000	—	0-0	0-0	0-0	—
Cornell	0-0	.000	—	—	0-0	.000	—	0-0	0-0	0-0	—
Dartmouth	0-0	.000	—	—	0-0	.000	—	0-0	0-0	0-0	—
Penn	0-0	.000	—	—	0-0	.000	—	0-0	0-0	0-0	—
Princeton	0-0	.000	—	—	0-0	.000	—	0-0	0-0	0-0	—
Harvard	0-0	.000	—	—	0-0	.000	—	0-0	0-0	0-0	—
Yale	0-0	.000	—	—	0-0	.000	—	0-0	0-0	0-0	—

THIS WEEK'S SCHEDULE

Friday, Feb. 21

Cornell at #17 Duke, 4:00
 Penn at #9 Florida State, 5:00
 Dartmouth at #16 Texas, 7:30 ET
 Harvard vs. Fordham, 12:00
 Columbia at Kennesaw State, 4:00
 Yale at Queens, 4:00
 Brown at North Florida, 6:30
 Princeton at Miami (Fla.), 7:00

Saturday, Feb. 22

Cornell at #17 Duke, 3:00
 Penn at #9 Florida State, 2:00
 Dartmouth at #16 Texas, 3:00 ET
 Harvard vs. Northwestern, 12:00
 Brown at North Florida, 1:00 (DH)
 Columbia at Kennesaw State, 2:00
 Princeton at Miami (Fla.), 2:00 (DH)
 Yale at Queens, 2:00

Saturday, Feb. 23

Cornell at #17 Duke, 12:00
 Penn at #9 Florida State, 1:00
 Dartmouth at #16 Texas, 1:00 ET
 Harvard vs. Indiana, 10:00 a.m.
 Columbia at Kennesaw State, 1:00
 Princeton at Miami (Fla.), 1:00
 Brown at North Florida, 1:00
 Yale at Queens, 1:00

LOOKING TO EXTEND HIS STREAK

► Senior infielder **MAX JENSEN** owns an 18-game hitting streak entering this weekend's series. With a hit on Friday, Jensen would match former Big Red catcher **NATHAN WAUGH** '24 for the longest hit streak since the 2003 season.

► Waugh, who is utilizing his postgraduate year at Georgia Tech, posted a 19-game hit streak across the final four games of the 2023 season and the first

ONE LAST GO-AROUND

► A staple of the Big Red baseball program since 1991, Cornell baseball associate head coach **TOM FORD** announced Dec. 19 that the 2025 season — his 35th with Cornell baseball — will serve as his final year on the Big Red coaching staff.

► "It has been a privilege to work with the Cornell baseball program for as long as I have. The experience has been rewarding for so many reasons," Ford said. "For years, my family has been so supportive and have always planned their schedule around mine. It is time for me to plan my schedule around them.

► "It has been an honor to coach a group of such outstanding young men. I want to express my sincere appreciation to the players. I can't put into words how much they have meant to me. There are so many great memories and relationships built that I will never forget. I hope they got as much out of this program as I did. I also want to thank the alums and donors who keep this program alive. Your loyalty is remarkable and helps a great deal. Please realize that the program is in great hands with Coach Pepicelli, and only great things are yet to come. I've been very fortunate to work with a group of outstanding coaches whose guidance and friendship are much appreciated."

► Across Ford's 34 years on Cornell's coaching staff, he has coached 128 All-Ivy honorees, including 30 first-team and 44 second-team selections. He has also been on staff for all three Ivy League Rookies of the Year, including last year's winner **MARK QUATRANI**.

► "Tom has been a tremendous representative of our program," stated **DAN PEPICELLI**, who is entering his 10th season as the Ted Thoren Head Coach of Cornell Baseball. "Nobody has been more committed than Coach Ford to developing our guys into better players and men. He has been an absolute rock of stability and wisdom in our program. I have relied on him for so much guidance and valued our relationship. We will miss him after this season."

► "It is very special to have a coach like Tom Ford serve on a staff for 34 years," added **NICKI MOORE**, Cornell's Meakem Smith Director of Athletics and Physical Education. "Coach Ford has come to know, guide, and love generations of Big Red baseball student-athletes, their families, and our fans. He has left an indelible mark, and we are grateful for his decades of commitment to this program."

HITTING THE CENTURY MARK

► With Cornell's victory in the opening game of last year's Ivy League Championship, **DAN PEPICELLI**, the Ted Thoren Head Coach of Cornell Baseball, became the fourth Big Red skipper in program history to surpass the 100-win mark with the program.

► Pepicelli joined the likes of legendary Big Red skipper **TED THOREN** (515 wins from 1962-90), current associate head coach **TOM FORD** (263 wins from 1991-2008), and former Big Red standout infielder and head coach **BILL WALKENBACH** (130 wins from 2009-15).

CORNELL RECORD BOOK

MOST HEAD COACHING WINS AT CORNELL

Cornell Program History

COACH	TENURE	WINS
Ted Thoren	1962-90	515
Tom Ford	1991-08	263
Bill Walkenbach	2009-15	130
► Dan Pepicelli	2016-Pres.	101

SERIES HISTORY



SERIES HISTORY

DUKE LEADS, 13-5-1

Ithaca, N.Y. (Booth Field):	0-0 (0-0)
Durham, N.C. (Jack Coombs Field):	5-13-1 (1-5)
Neutral Sites:	0-0
Under Dan Pepicelli:	0-6

SCORING RECORDS

CORNELL		DUKE	
Ithaca:	N/A	Ithaca:	N/A
Durham:	15	Durham:	18
	DUKE, 18-15 (3/30/1948)		DUKE, 18-15 (3/30/1948)
Neutral Site:	N/A	Neutral Site:	N/A

GAME-BY-GAME RESULTS

DATE	COR DUKE		SITE	SCORE
	RK	RK		
4/3/1900			Durham, N.C.	W, 8-7
4/10/1903			Durham, N.C.	W, 5-1
3/26/1907			Durham, N.C.	W, 1-0
3/27/1907			Durham, N.C.	L, 2-3
3/30/1908			Durham, N.C.	W, 7-3
3/31/1908			Durham, N.C.	T, 3-3
4/2/1930			Durham, N.C.	L, 3-10
4/2/1931			Durham, N.C.	L, 0-7
4/3/1941			Durham, N.C.	W, 8-5
4/1/1942			Durham, N.C.	L, 3-7
4/9/1947			Durham, N.C.	L, 1-4
3/30/1948			Durham, N.C.	L, 15-18
3/31/1969			Durham, N.C.	L, 4-7
3/2/2018			Durham, N.C.	L, 3-8
3/3/2018			Durham, N.C.	L, 2-7
3/4/2018			Durham, N.C.	L, 2-7
2/21/2020	#16		Durham, N.C.	L, 0-8
2/22/2020	#16		Durham, N.C.	L, 0-2
2/23/2020	#16		Durham, N.C.	L, 1-3

SCOUTING DUKE

► Duke, who enters this weekend ranked No. 17 in the most recent D1Baseball.com poll, is coming off losing its season-opening series against Cincinnati before winning a mid-week contest against UNCW, 8-4, on Tuesday.

► Tyler Albright and Wallace Clark are batting a team-best .429 through the Blue Devils' first four games. Albright is tied for the team lead in home runs (2) with Kyle Johnson and Harvard transfer Ben Miller, along with posting team-highs in slugging percentage (1.071) and OPS (1.627). Clark has a team-high .579 on-base percentage.

► Yale graduate transfer Reid Easterly has shined in his two relief outings for the Blue Devils, striking out 11 batters in six innings. He has yet to issue a walk this season but has hit two batters.

LAST SERIES AGAINST DUKE

► Cornell and Duke are meeting for the first time since opening the COVID-shortened 2020 season with a trio of losses to the Blue Devils at Durham Bulls Athletic Park in downtown Durham.

► The Blue Devils posted consecutive shutouts, 8-0 and 2-0, to begin the series, which included Bryce Jarvis throwing a perfect game in the series opener. In the latter shutout, Duke scored its runs on a fifth-inning sacrifice fly and a seventh-inning wild pitch while both runners were in scoring position.

► In the series finale, Cornell drew first blood on a first-inning sacrifice fly by Joe Hollerbach, but an RBI double in the sixth inning tied the game and a pair of RBI singles in the seventh gave the Blue Devils the lead for good.

124 YEARS, 584 MILES, 19 MEETINGS

► Cornell and Duke have met 19 times prior to this weekend's three-game series. The Blue Devils own a 13-5-1 lead in the series and have won the last 11 matchups in the series.

► Should the Big Red record a victory this weekend, it would be the program's first against Duke since defeating the Blue Devils, 8-5, on April 3, 1941, also at Jack Coombs Field in Durham.

► A victory this weekend would be the second consecutive year that the Big Red has defeated an ACC foe, having beat Georgia Tech, 11-4, last season on Feb. 25. The last time Cornell recorded victories over ACC opponents in consecutive seasons was when it beat NC State five times across a three-year stretch (twice in 1966, twice in 1967, once in 1968).

A FAMILIAR FACE

► Former Cornell right-handed pitcher **JOHN NATOLI** '20, who spent a postgraduate year with Duke in 2022, is currently serving as the Blue Devils' director of baseball operations and pitching development.

► Natoli, who joined Duke's coaching staff this past August, will assist Duke's coaching staff in coordinating all on-campus recruiting visits, serving as the director of the Duke Baseball Camp while managing the day-to-day responsibilities of the Blue Devils program.

► While at Cornell, Natoli compiled a 2.48 career ERA over 35 career appearances, four of which were starts. Over his final two seasons at Cornell, he had a 1.52 ERA in 47.1 innings of work, fanning 59 and walking just 12 batters.

► In 2019, Natoli was unanimously named a First Team All-Ivy selection — the lone relief pitcher to be a first-team selection — after compiling a 5-2 record with a 1.73 ERA in 19 appearances, one of which was a start. Natoli struck out 46 batters and issued just nine walks across 36.1 innings of work while holding opponents to just a .178 batting average.

CORNELL VS. DUKE PITCHERS

PLAYER	VS. REID EASTERLY (CAREER)								VS. MARCELLO MASTROIANNI (CAREER)							
	AB	H	HR	RBI	AVG	OBP	SLG	OPS	AB	H	HR	RBI	AVG	OBP	SLG	OPS
Jakobi Davis	4	1	0	0	.250	.400	.250	.650	—	—	—	—	—	—	—	—
Max Jensen	8	3	0	0	.375	.375	.500	.875	2	0	0	0	.000	.000	.000	.000
Luke Johnson	2	2	0	0	1.000	1.000	1.500	2.500	2	0	0	0	.000	.000	.000	.000
Kyle Musser	3	0	0	0	.000	.000	.000	.000	—	—	—	—	—	—	—	—
Ryan Porter	3	1	0	0	.333	.500	.333	.833	2	0	0	0	.000	.000	.000	.000
Mark Quatrani	3	0	0	0	.000	.000	.000	.000	1	0	0	0	.000	.000	.000	.000
John Quinlan	8	4	0	0	.500	.500	.625	1.125	1	0	0	0	.000	.000	.000	.000
T.J. Swidorski	3	0	0	0	.000	.000	.000	.000	1	0	0	0	.000	.500	.000	.500
Caden Wildman	3	0	0	0	.000	.000	.000	.000	2	0	0	0	.000	.000	.000	.000
TOTALS	37	11	0	0	.297	.333	.378	.712	11	0	0	0	.000	.083	.000	.083

BOOTH FIELD



► After spending over 100-plus years at Hoy Field, Cornell's legendary, and storied, on-campus field, the Cornell baseball team officially moved to Booth Field, the program's brand-new, \$17.5 million off-campus facility on Friday, April 21, 2023.

► Booth Field is named in honor of former Cornell pitcher **RICH BOOTH** '82, who has shown "extraordinary leadership and generosity — much of its anonymous — over the last four decades."

► The facility features many state-of-the-art amenities for the Cornell baseball team, including a 1500-square foot team room and lounge, 1500-square foot locker room, and a 7000-square foot indoor area for batting cages and pitching mounds. A nutrition station, Hall of Fame area, and a coaches room is included at the facility, which was completed this past summer.

YEAR-BY-YEAR RESULTS

SEASON	RECORD	W%	RF	RA	+/-
2023	1-5	.167	31	48	-17
2024	7-5	.583	86	92	-6
2025	0-0	.000	0	0	0
TOTALS	8-10	.444	117	140	-23

BOOTH FIELD FIRSTS (ALL INSTANCES OCCURRED ON 4/21/23 UNLESS DENOTED)

GAME: Friday, April 21, 2023 (Princeton 11, Cornell 8)
CORNELL WIN: April 28, 2023 (Game 2)
 Cornell 11, Penn 9
ATTENDANCE: 397
TIME OF GAME | TEMPERATURE: 2:21 | 84°F
FIRST PITCH: 3:33 p.m. by Spencer Edwards, Cornell; fastball, ball
BATTER: Matt Scannell, Princeton (homered)
PLATE UMPIRE: Mike Lum
HIT: Home run by Matt Scannell, 1st inning, none on
RUN: Matt Scannell, Princeton (homered)
SINGLE: Brendan Cumming, Princeton, 1st inning
DOUBLE: Max Jensen, Cornell, 1st inning
TRIPLE: Jakobi Davis, Cornell, 2nd inning
FIRST RBI: Matt Scannell, Princeton, 1st inning (homered)
HOME RUN: Matt Scannell, Princeton, (1st inning off Spencer Edwards)

CORNELL HOME RUN: Sam Kaplan (two-run), 5th inning, off Jackson Emus
TWO-RUN HOME RUN: Kyle Vinci, Princeton, (4th inning off Spencer Edwards)
CORNELL TWO-RUN HOME RUN: Sam Kaplan, 5th inning, off Jackson Emus
THREE-RUN HOME RUN: Kyle Vinci, Princeton, (7th inning off Carson Mayfield)
CORNELL THREE-RUN HOME RUN: Joe Hollerbach, (4/28/23, 3rd inning, off Cole Zaffiro)
GRAND SLAM: Kyle Vinci, Princeton, 4/8/23, (7th inning off Von Baker)
CORNELL GRAND SLAM: Nathan Waugh, 3/30/24, (2nd inning, off Marco Dumsky)
PINCH-HIT HOME RUN: Never happened
INSIDE-THE-PARK HOME RUN: Never happened
WINNING PITCHER: Jackson Emus, Princeton (starter)
LOSING PITCHER: Spencer Edwards, Cornell (starter)
SAVE: Jacob Faulkner, Princeton

PUTOUT: Matt Barnhorst, Cornell (first out of 6-4-3 DP)
ASSIST: Ryan Porter, Cornell (GIDP to shortstop)
ERROR: Noah Granet, Princeton, fielding
CG SHUTOUT: Tom Chmielewski, Princeton, 4/8/23
9-INNING CG SHO: Has not happened
WALK: Cornell's John Quinlan by Princeton's Jackson Emus, 1st inning
STRIKEOUT: Princeton's Kyle Vinci by Cornell's Spencer Edwards, 1st inning
STOLEN BASE: Scott Bandura, Princeton, 4th inning
DOUBLE PLAY: Porter, Barnhorst, Jensen, Cornell, 1st inn.
TRIPLE PLAY: Has not happened
BALK: Noah Keller, Cornell, 3/30/24 (G2), vs. Dartmouth
ONE-HITTER: Has not happened
NO-HITTER: Has not happened
EXTRA-INNING GAME: 4/20/24 (G2) vs. Yale (W, 10-9 — 10 inn.)



DAN PEPICELLI

10TH SEASON AT CORNELL

Years in Role: 10th Season as Head Coach

College: SUNY Cortland '90

Coaching Location: Dugout

DAN PEPICELLI, the Ted Thoren Head Coach of Cornell Baseball, was named the 17th head coach in Cornell baseball history on Aug. 10, 2015, and is entering his 10th season at the helm of the Cornell baseball program.

Pepicelli's 101 wins as the Big Red's head coach stand as the fourth-most in program history, trailing **TED THOREN** (515), **TOM FORD** (264), and **BILL WALKENBACH** (130).

Under Pepicelli's tutelage, Cornell has produced 25 All-Ivy League selections — including eight First Team and eight Second Team selections. Four Big Red players have also been selected in the Major League Baseball Amateur Draft.

Before his arrival on East Hill, Pepicelli spent six seasons at Clemson where he had three coaching titles during his six-year stay. The final three years with the Tigers were as the associate head coach.

He became the Tigers' first pitching coach to lead a staff to Omaha in his first season with the squad. That year, Clemson's pitching staff posted the first of four consecutive seasons with a sub-4.00 ERA. Pepicelli recruited and developed Matt Crownover, who earned freshman All-America accolades in 2013 and ACC Pitcher of the Year honors in 2015, and was instrumental in assembling *Baseball America's* ninth-ranked recruiting class in 2015. Ten Clemson pitchers were selected in the Major League Baseball Amateur Draft in Pepicelli's tenure at Clemson.

By joining the Big Red, Pepicelli returned home to upstate New York, where he previously had 11 years of head coaching experience at the Division III level between St. John Fisher and Hartwick.

After serving as an assistant coach for three seasons at Hartwick, Pepicelli was promoted to head coach for the 1999 season. Following his two-year tenure at Hartwick, Pepicelli was head coach and assistant athletic director at St. John Fisher for nine seasons (2001-09). Pepicelli was a two-time Empire 8 Coach of the Year (2001, 2007), with the latter coming when the Cardinals advanced to the NCAA Division III College World Series for the first time in program history.

Pepicelli's teams at St. John Fisher had winning records in each of his last seven seasons. His team garnered national recognition for sportsmanship in 2008 after a line-drive foul ball struck the opposing team's third-base coach in the head during the ninth inning of the play-in game of the 2008 ECAC Upstate Championship. Despite the fact the Cardinals were trailing, Pepicelli and the Cardinals elected to concede the game, ending any hope of clinching a berth an NCAA Tournament berth. The Committee on Sportsmanship and Ethical Conduct presented Pepicelli's team with the NCAA All-Divisions Sportsmanship Award.

Along with being the baseball coach at St. John Fisher, Pepicelli was the head strength and conditioning coach where he spent three years on the NCAA Competitive Safeguards Committee. He is a certified strength and conditioning specialist and is a member of the National Strength & Conditioning Association.

A native of Schenectady, N.Y., Pepicelli is married to the former Robyn Molloy, who played for and served as an assistant coach with the Syracuse women's soccer team. The couple has a daughter, Mia, and a son, Owen.

24

PEPICELLI'S FILE

COACHING EXPERIENCE

1988	Mohawk Valley CC (Volunteer Assistant)
1996-98	Hartwick (Assistant Coach)
1999-2000	Hartwick (Head Coach)
2001-09	St. John Fisher (Head Coach)
2010	Clemson (Assistant Coach)
2011-12	Clemson (Assistant Head Coach)
2013-15	Clemson (Associate Head Coach)
2016-Pres.	Cornell (Head Coach)

PLAYING EXPERIENCE

1986-87	Mohawk Valley Community College
1990	SUNY Cortland
1991	SUNY Oneonta

EDUCATION

SUNY Cortland

B.S., Economics and Management Science, 1990

COACHING CAREER

SEASON	RECORD	W%	CONF.	W%
HARTWICK (1999-2000)				
1999	9-22	.290	—	—
2000	12-18	.400	3-3	.500
TOTALS	21-40	.344	3-3	.500

ST. JOHN FISHER (2001-09)				
2001	19-14	.576	6-2	.750
2002	15-19	.441	3-3	.500
2003	16-16	.500	4-4	.500
2004	27-14	.659	4-4	.500
2005	22-15	.595	5-3	.625
2006	26-15	.634	9-7	.563
2007	28-13	.683	7-5	.583
2008	25-14-2	.634	9-7	.563
2009	22-17	.564	8-8	.500
TOTAL	200-137-2	.593	55-43	.561

CORNELL (2016-PRES.)				
2016	14-24	.368	7-13	.350
2017	21-17	.553	9-11	.450
2018	14-22-1	.392	9-12	.429
2019	14-24	.368	8-13	.381
2020	1-8	.111	—	—
2021	— NO SEASON (COVID-19 PANDEMIC) —			
2022	11-25	.306	5-16	.238
2023	9-26	.257	8-13	.381
2024	17-21	.447	11-10	.524
2025	0-0	.000	0-0	.000
TOTALS	101-167-1	.377	57-87	.396
OVERALL	322-344-3	.484	115-134	.462



#14

TOM FORD

ASSOCIATE HEAD COACH
35TH SEASON AT CORNELL



#27

JOHN TOPPA

ASSISTANT COACH
3RD SEASON AT CORNELL



#35

ROBBY FARIS

ASSISTANT COACH
1ST SEASON AT CORNELL

2024 INDIVIDUAL AND TEAM GAME HIGHS

INDIVIDUAL GAME HIGHS

BATTING

At-Bats	6, (9x), Last: M.Barnhorst, M.Jensen, J.Quinlan, & T.Swidorski, at Brown (5/4/24 - G2)
Runs Scored	4, (2x), Last: John Quinlan, at Penn (4/13/24 - G2)
Hits	4, (4x), Last: John Quinlan, vs. Yale (4/20/24 - G1)
Runs Batted In	8, Caden Wildman, at Penn (4/13/24 - G2)
Doubles	2, (5x), Last: Nathan Waugh, at Binghamton (5/1/24)
Triples	1, (7x), Last: Jakobi Davis, at Brown (5/4/24 - G1)
Home Runs	2, (3x), Last: Nathan Waugh, vs. Columbia (4/27/24 - G1)
Walks Drawn	3, Max Jensen, at Georgia Tech (2/23/24)
Strikeouts	4, Luke Johnson, at Georgetown (3/10/24 - G2)
Sacrifice Bunts	1, (16x), Last: J.Quinlan & C.Wildman, vs. Princeton (5/16/24)
Sacrifice Flies	1, (9x), Last: Jakobi Davis, vs. Princeton (5/16/24)
Stolen Bases	2, (2x), Last: Max Jensen, at Brown (5/5/24)
Hit by Pitches	2, (3x), Last: Mark Quatrani, vs. Harvard (4/6/24)
Caught Stealing	1, (13x), Last: J.Quinlan & M.Barnhorst, vs. Columbia (4/27/24 - G1)

PITCHING

Innings Pitched	7.0, Ethan Hamill, vs. Dartmouth (3/31/24)
Hits Allowed	8, (4x), Last: Noah Keller, vs. Columbia (4/27/24 - G1)
Runs Allowed	9, Carson Mayfield, at Georgetown (3/10/24 - G1)
Earned Runs	9, Carson Mayfield, at Georgetown (3/10/24 - G1)
Walks Issued	5, (4x), Last: Huxley Holcombe, vs. Yale (4/20/24 - G1)
Strikeouts	9, Noah Keller, at Princeton (3/22/24 - G2)
Doubles Allowed	3, (3x), Last: Noah Keller, vs. Princeton (5/17/24)
Triples Allowed	1, (11x), Last: Huxley Holcombe, vs. Princeton (5/17/24)
HR Allowed	3, (3x), Last: Huxley Holcombe, vs. Columbia (4/28/24)
Wild Pitches	2, (2x), Last: William Jaun, at Richmond (3/15/24)
Hit Batsmen	3, Von Baker, vs. Columbia (4/27/24 - G2)

FIELDING

Putouts	12, (5x), Last: Max Jensen, vs. Yale (4/21/24)
Assists	7, Max Jensen, vs. Dartmouth (3/31/24)
Errors	2, Nathan Waugh, at Georgia Tech (2/23/24)
Passed Balls	2, Nathan Waugh, at Richmond (3/15/24)

TEAM GAME HIGHS

BATTING

At-Bats	49, at Brown (5/4/24 - G2)
Runs Scored	18, at Penn (4/13/24 - G2)
Hits	20, at Brown (5/4/24 - G2)
Runs Batted In	17, (2x), Last: at Penn (4/13/24 - G2)
Doubles	4, (2x), Last: vs. Yale (4/20/24 - G1)
Triples	1, (7x), Last: at Brown (5/4/24 - G1)
Home Runs	7, vs. Dartmouth (3/30/24 - G2)
Walks Drawn	10, at Georgia Tech (2/25/24)
Strikeouts	15, at Penn (4/13/24 - G2)
Sacrifice Bunts	2, (3x), Last: vs. Princeton (3/17/24)
Sacrifice Flies	2, (2x), Last: at Binghamton (5/1/24)
Stolen Bases	4, (3x), Last: at Brown (5/5/24)
Hit by Pitches	4, at Richmond (3/17/24)
Caught Stealing	2, (2x), Last: vs. Columbia (4/27/24 - G1)
Hit into Double Plays	4, at Georgetown (3/10/24 - G2)
Runners Left on Base	14, at Brown (5/4/24 - G2)

PITCHING

Innings Pitched	10.0, vs. Yale (4/20/24 - G1)
Hits Allowed	20, at Georgetown (3/10/24 - G1)
Runs Allowed	24, at Georgetown (3/10/24 - G1)
Earned Runs	21, at Georgetown (3/10/24 - G1)
Walks Issued	16, at Georgetown (3/10/24 - G1)
Strikeouts	13, at Princeton (3/22/24 - G2)
Doubles Allowed	6, at Georgia Tech (2/24/24)
Triples Allowed	2, at Georgetown (3/10/24 - G1)
Home Runs Allowed	5, vs. Columbia (4/27/24 - G1)
Wild Pitches	3, (3x), Last: at Binghamton (5/1/24)
Hit Batsmen	4, (3x), Last: at Brown (5/4/24 - G1)

FIELDING

Putouts	30, vs. Yale (4/20/24 - G1)
Assists	16, at Richmond (3/16/24)
Errors	3, (2x), Last: vs. Harvard (4/7/24 - G1)
Passed Balls	2, at Richmond (3/15/24)
Double Plays Turned	3, (2x), Last: vs. Penn (5/19/24)

2025 CORNELL BASEBALL JERSEY TRACKER



GRAY
Home: 0-0
Road: 0-0
Neutral: 0-0



RED
Home: 0-0
Road: 0-0
Neutral: 0-0



BLACK
Home: 0-0
Road: 0-0
Neutral: 0-0

Date	Opponent	Result	Date	Opponent	Result	Date	Opponent	Result
------	----------	--------	------	----------	--------	------	----------	--------

THE LAST TIME...

A CORNELL TEAM SCORED...

10+ Runs in a Game (5 games)	12, at Brown (5/4/2024 - G2 - L, 12-13 - 10 inn.)
15+ Runs in a Game (16 games)	18, at Penn (4/13/2024 - G2 - W, 18-11)
20+ Runs in a Game (211 games)	27, at Towson (4/5/2017 - W, 27-14)
25+ Runs in a Game (211 games)	27, at Towson (4/5/2017 - W, 27-14)
30+ Runs in a Game (3,540 games)	44, vs. Union (4/24/1897 - W, 44-5)
5+ Runs in an Inning (2 games)	6, vs. Penn (5/19/2024 - B7 - W, 7-6)
6+ Runs in an Inning (2 games)	6, vs. Penn (5/19/2024 - B7 - W, 7-6)
7+ Runs in an Inning (12 games)	7, vs. Yale (4/20/2024 - G1 - B8 - W, 10-9 - 10 inn.)
8+ Runs in an Inning (94 games)	8, vs. Yale (4/2/2022 - G2 - B7 - W, 12-9)
9+ Runs in an Inning (453 games)	12, at Harvard (4/10/2011 - G2 - T2 - W, 18-5)
10+ Runs in an Inning (453 games)	12, at Harvard (4/10/2011 - G2 - T2 - W, 18-5)
11+ Runs in an Inning (453 games)	12, at Harvard (4/10/2011 - G2 - T2 - W, 18-5)
12+ Runs in an Inning (453 games)	12, at Harvard (4/10/2011 - G2 - T2 - W, 18-5)
13+ Runs in an Inning (1,671 games)	13, at New Orleans (3/4/1981 - G2 - T6 - L, 18-25 - 7 inn.)
14+ Runs in an Inning (3,540 games)	15, vs. Union (4/24/1897 - B2 - W, 44-5)
15+ Runs in an Inning (3,540 games)	15, vs. Union (4/24/1897 - B2 - W, 44-5)
10+ Runs in Consecutive Games (15 games)	18, at Penn (4/13/2024 - G2 - W, 18-11) 11, at Penn (4/14/2024 - W, 11-9)
10+ Runs in 3+ Straight Games (338 games)	15, at JMU (3/15/2014 - G1 - L, 15-16) 17, at JMU (3/15/2014 - G2 - W, 17-8) 14, at JMU (3/16/2014 - W, 14-8 - 10 inn.)
10+ Runs in 4+ Straight Games (3,422 games)	16, at Virginia (4/7/1902 - W, 16-10) 10, at Navy (4/9/1902 - W, 10-6) 11, vs. Rochester (4/12/1902 - W, 11-1) 12, vs. Niagara (4/19/1902 - W, 12-4) 10, vs. Columbia (4/26/1902 - W, 10-7)
15+ Runs in Consecutive Games (339 games)	15, at JMU (3/15/2014 - G1 - L, 15-16) 17, at JMU (3/15/2014 - G2 - W, 17-8)
20+ Runs in Consecutive Games (2,101 games)	27, vs. Syracuse (5/11/1886 - W, 27-0 - 7 inn.) 24, vs. Union (5/14/1886 - W, 24-4)

A CORNELL TEAM RECORDED...

15+ Hits in a Game (5 games)	20, at Brown (5/4/2024 - G2 - L, 12-13 - 10 inn.)
20+ Hits in a Game (5 games)	20, at Brown (5/4/2024 - G2 - L, 12-13 - 10 inn.)
25+ Hits in a Game (211 games)	28, at Towson (4/5/2017 - W, 27-14)
5+ Doubles in a Game (55 games)	6, at Columbia (4/2/2023 - G2 - W, 13-8)
6+ Doubles in a Game (55 games)	6, at Columbia (4/2/2023 - G2 - W, 13-8)
7+ Doubles in a Game (225 games)	7, at George Mason (3/12/2017 - W, 9-3)
8+ Doubles in a Game (340 games)	9, at James Madison (3/15/2014 - G1 - L, 15-16)
9+ Doubles in a Game (340 games)	9, at James Madison (3/15/2014 - G1 - L, 15-16)
2+ Triples in a Game (82 games)	3, vs. Dartmouth (4/23/2022 - G1 - W, 12-7)
3+ Triples in a Game (82 games)	3, vs. Dartmouth (4/23/2022 - G1 - W, 12-7)
4+ Triples in a Game (911 games)	4, at Bucknell (3/4/2000 - G2 - W, 8-6)
3+ Home Runs in a Game (7 games)	4, at Binghamton (5/1/2024 - W, 13-7)
4+ Home Runs in a Game (7 games)	4, at Binghamton (5/1/2024 - W, 13-7)
5+ Home Runs in a Game (22 games)	7, vs. Dartmouth (3/30/2024 - G2 - W, 17-2)
6+ Home Runs in a Game (22 games)	7, vs. Dartmouth (3/30/2024 - G2 - W, 17-2)
7+ Home Runs in a Game (22 games)	7, vs. Dartmouth (3/30/2024 - G2 - W, 17-2)
Leadoff Home Run (130 games)	Adam Saks, at Harvard (4/13/2019 - G2 - L, 1-7)
Back-to-Back Home Runs (22 games)	vs. Dartmouth (3/30/2024 - G2 - W, 17-2) Mark Quatrani (grand slam) & Matt Barnhorst (solo) - B5, Matt Barnhorst (solo) & Kevin Hager (solo) - B5, & Jakobi Davis (solo) & John Quinlan (solo) - B7,
Back-to-Back-to-Back HRs (22 games)	vs. Dartmouth (3/30/2024 - G2 - W, 17-2) Mark Quatrani (grand slam), Matt Barnhorst (solo), Kevin Hager (solo)
Two Grand Slams in a Game (16 games)	at Penn (4/13/2024 - G2 - W, 18-11) Caden Wildman - T7 & T8
Drew 10+ Walks in a Game (37 games)	10, at Georgia Tech (2/23/2024 - L, 6-9)
Drew 15+ Walks in a Game (1,034 games)	16, at Bucknell (5/1/1996 - G1 - W, 18-3)
Zero Strikeouts in a Game (438 games)	vs. Brown (4/3/2011 - G1 - L, 2-5)
Hit by 3+ Pitches in a Game (18 games)	3, vs. Columbia (4/27/2024 - G2 - L, 2-14)
Hit by 4+ Pitches in a Game (27 games)	4, at Richmond (3/17/2024 - L, 4-8)
Hit by 5+ Pitches in a Game (326 games)	5, at Yale (4/5/2014 - G2 - W, 6-4)
Hit by 6+ Pitches in a Game (645 games)	7, at Penn (4/15/2006 - G2 - W, 23-10)
Hit by 7+ Pitches in a Game (645 games)	7, at Penn (4/15/2006 - G2 - W, 23-10)
4+ Stolen Bases in a Game (4 games)	4, at Brown (5/5/2024 - W, 9-4)
5+ Stolen Bases in a Game (45 games)	5, vs. Princeton (4/22/2023 - G1 - L, 5-8)
6+ Stolen Bases in a Game (104 games)	7, at Coppin State (3/5/2022 - G2 - W, 14-5)
7+ Stolen Bases in a Game (104 games)	7, at Coppin State (3/5/2022 - G2 - W, 14-5)
8+ Stolen Bases in a Game (341 games)	9, at George Washington (3/9/2014 - G2 - W, 8-1)
9+ Stolen Bases in a Game (341 games)	9, at George Washington (3/9/2014 - G2 - W, 8-1)
10+ Stolen Bases in a Game (2,427 games)	10, vs. Sampson AFB (6/2/1952 - W, 8-3)

A CORNELL PITCHING STAFF...

Threw No-Hitter (416 games)	Connor Kaufmann, vs. Dartmouth (4/1/2012 - W, 2-0)
Threw Combined No-Hitter (1,334 games)	Kerry Brooks (3 inn.), Rob Wilson (3 inn.), & Doug Pettilo (1 inn.), vs. Rochester (4/5/1989 - G1 - W, 2-1)
Threw Perfect Game (1,865 games)	Gary Gronowski, vs. Oneonta (5/11/1976 - W, 1-0)
Held Opponent to One Hit (129 games)	at Harvard (4/14/2019 - W, 2-0)
Held Opponent to One Hit at Home (62 games)	vs. Princeton (4/30/2017 - W, 13-1)
Held Opponent to One Hit on Road (88 games)	at Harvard (4/14/2019 - W, 2-0)
Shutout Opponent (75 games)	at Brown (5/7/22 - G2 - W, 3-0)
Shutout in Ivy League Game (23 games)	at Brown (5/7/22 - G2 - W, 3-0)
Posted Consecutive Shutouts (1,440 games)	vs. Oneonta (5/2/1986 - G1 - W, 4-0 - 7 inn.) vs. Oneonta (5/2/1986 - G2 - W, 5-0 - 7 inn.)
Struck out 10+ Batters (9 games)	11, vs. Columbia (4/27/2024 - G2 - L, 2-14)
Struck out 11+ Batters (9 games)	11, vs. Columbia (4/27/2024 - G2 - L, 2-14)
Struck out 12+ Batters (14 games)	12, at Binghamton (4/16/2024 - W, 9-7)
Struck out 13+ Batters (25 games)	13, at Princeton (3/22/2024 - G2 - L, 3-4)
Struck out 14+ Batters (113 games)	14, vs. Niagara (2/29/2020 - G2 - L, 6-8)
Struck out 15+ Batters (177 games)	15, vs. Canisius (4/4/2018 - W, 6-5)
Struck out 16+ Batters (518 games)	18, at Princeton (4/29/2009 - W, 9-0)
Struck out 17+ Batters (518 games)	18, at Princeton (4/29/2009 - W, 9-0)
Struck out 18+ Batters (518 games)	18, at Princeton (4/29/2009 - W, 9-0)

A CORNELL PITCHING STAFF ALLOWED...

10+ Runs in a Game (5 games)	13, at Brown (5/4/2024 - G2 - L, 12-13 - 10 inn.)
15+ Runs in a Game (30 games)	20, at Georgetown (3/10/2024 - G2 - L, 0-20)
20+ Runs in a Game (30 games)	20, at Georgetown (3/10/2024 - G2 - L, 0-20)
25+ Runs in a Game (743 games)	31, at UC Santa Barbara (3/25/2004 - L, 3-31)
5+ Runs in an Inning (14 games)	7, at Binghamton (4/16/24 - B6 - W, 9-7)
6+ Runs in an Inning (14 games)	7, at Binghamton (4/16/2024 - B6 - W, 9-7)
7+ Runs in an Inning (14 games)	7, at Binghamton (4/16/2024 - B6 - W, 9-7)
8+ Runs in an Inning (31 games)	16, at Georgetown (3/10/2024 - G1 - B2 - L, 6-24)
9+ Runs in an Inning (31 games)	16, at Georgetown (3/10/2024 - G1 - B2 - L, 6-24)
10+ Runs in an Inning (31 games)	16, at Georgetown (3/10/2024 - G1 - B2 - L, 6-24)

A CORNELL TEAM DEFENSIVELY...

Committed 4+ Errors (53 games)	4, vs. Brown (4/8/2023 - L 8-12)
Committed 5+ Errors (83 games)	6, vs. Binghamton (4/20/2022 - W, 10-9 - 10 inn.)
Committed 6+ Errors (83 games)	6, vs. Binghamton (4/20/2022 - W, 10-9 - 10 inn.)
Committed 7+ Errors (1,007 games)	7, at Le Moyne (4/15/1997 - L, 8-14)
Committed 8+ Errors (1,067 games)	8, at Pacific (3/20/1996 - L, 7-18)
Committed 9+ Errors (1,207 games)	10, vs. Le Moyne (4/8/1992 - G1 - L, 3-19)
Committed 10+ Errors (1,207 games)	10, vs. Le Moyne (4/8/1992 - G1 - L, 3-19)
Turned 3+ Double Plays (2 games)	3, vs. Penn (5/19/2024 - W, 7-6)
Turned 4+ Double Plays (443 games)	4, vs. Penn (4/24/2011 - G2 - L, 2-10)
No Errors in 3+ Straight Games (24 games)	3 games (3/22/2024 - 3/24/2024)
No Errors in 4+ Straight Games (73 games)	4 games (5/3/2022 - 5/8/2022)

A CORNELL TEAM...

Played to a Tie (173 games)	vs. Binghamton (4/10/2018 - T, 9-9 - 9.5 inn. - darkness)
Won in Extra Innings (13 games)	vs. Yale (4/20/2024 - G1 - W, 10-9 - 10 inn.)
Lost in Extra Innings (5 games)	at Brown (5/4/2024 - G2 - L, 12-13 - 10 inn.)
Consecutive Extra-Inning Games (185 games)	at Fordham (3/17/2018 - L, 3-4 - 10 inn.; W, 4-3 - 10 inn.)
Played 11-Plus Innings (148 games)	at Navy (3/9/2019 - G2 - W, 3-2 - 11 inn.)
Played 12-Plus Innings (302 games)	vs. LIU Brooklyn (3/13/2015 - L, 4-5 - 12 inn.)
Played 13-Plus Innings (310 games)	at Princeton (4/27/2014 - G2 - W, 4-2 - 14 inn.)
Played 14-Plus Innings (310 games)	at Princeton (4/27/2014 - G2 - W, 4-2 - 14 inn.)
Played a Top-25 Team (63 games)	at #5 Wake Forest (3/5/2023 - L, 3-10)
Swept Doubleheader (2 DHs)	vs. Yale (4/20/2024 - W, 10-9 - 10 inn.; W, 8-2)
Swept 3-Game Series (5 series)	vs. Dartmouth (3/30/2024 - 3/31/2024)
Swept 3-Game Ivy Series (5 series)	vs. Dartmouth (3/30/2024 - 3/31/2024)
Swept 4-Game Series (25 series)	at Maryland Eastern Shore (3/2/2012 - 3/4/2012)
Swept in Doubleheader (0 DHs)	at Brown (5/4/2024 - L, 2-11; L, 12-13 - 10 inn.)
Swept in 3-Game Series (1 series)	vs. Columbia (4/27/2024 - 4/28/2024)
Swept in 3-Game Ivy Series (1 series)	vs. Columbia (4/27/2024 - 4/28/2024)
Swept in 4-Game Series (9 series)	at Columbia (4/18/2015 - 4/19/2015)

Shaded row denotes occurred during 2025 season

A CORNELL INDIVIDUAL....

Scored 4+ Runs in a Game	4, John Quinlan, at Penn (4/13/2024 - G2 - W, 18-11)
Scored 5+ Runs in a Game	5, Will Simoneit, at Towson (4/5/2017 - W, 24-17)
Recorded 4+ Hits in a Game	4, John Quinlan, vs. Yale (4/20/2024 - G1 - W, 10-9 - 10 inn.)
Recorded 5+ Hits in a Game	5, Will Simoneit, at Army (4/3/2019 - W, 4-1)
Recorded 6+ Hits in a Game	6, Trey Baur, at Towson (4/5/2017 - W, 24-17)
Recorded 2+ Doubles in a Game	2, Nathan Waugh, at Binghamton (5/1/2024 - W, 13-7)
Recorded 3+ Doubles in a Game	3, Max Jensen, vs. Yale (4/2/2022 - G2 - W, 12-9)
Recorded 2+ Triples in a Game	2, Sam Kaplan, vs. Dartmouth (4/23/2022 - G1 - W, 12-7)
Recorded 3+ Triples in a Game	3, Steve Caputi, vs. SUNY Cortland (4/30/1979 - W, 15-11)
Had a Multi-Home Run Game	2, Nathan Waugh, vs. Columbia (4/27/2024 - G1 - L, 11-14)
Had a 3-Home Run Game	3, Dale Wickham, vs. Princeton (4/30/2016 - W, 4-3)
Hit a Grand Slam	Mark Quatrani, vs. Penn (5/19/2024 - W, 7-6)
Hit 2 Grand Slams in a Game	Caden Wildman, at Penn (4/13/2024 - G2 - W, 18-11)
Recorded 5+ RBI in a Game	5, Nathan Waugh, vs. Columbia (4/27/2024 - G1 - L, 11-14)
Recorded 6+ RBI in a Game	8, Caden Wildman, at Penn (4/13/2024 - G2 - W, 18-11)
Recorded 7+ RBI in a Game	8, Caden Wildman, at Penn (4/13/2024 - G2 - W, 18-11)
Recorded 8+ RBI in a Game	8, Caden Wildman, at Penn (4/13/2024 - G2 - W, 18-11)
Drew 3+ Walks in a Game	3, Max Jensen, at Georgia Tech (2/23/2024 - L, 6-9)
Drew 4+ Walks in a Game	4, Justin Taylor, at Baylor (2/23/2019 - L, 3-10)
Drew 5+ Walks in a Game	5, Steve Caputi, at Hawai'i-Hilo (3/21/1979 - W, 9-8)
Stole 2+ Bases in a Game	2, Max Jensen, at Brown (5/5/2024 - W, 9-4)
Stole 3+ Bases in a Game	3, Ryan Porter, vs. Princeton (4/22/2023 - G1 - L, 5-8)
Stole 4+ Bases in a Game	6, Tom D'Alessandro, at George Washington (3/9/2014 - G2- W, 8-1)
Stole 5+ Bases in a Game	6, Tom D'Alessandro, at George Washington (3/9/2014 - G2- W, 8-1)
Stole 6+ Bases in a Game	6, Tom D'Alessandro, at George Washington (3/9/2014 - G2- W, 8-1)
Hit by 2+ Pitches in a Game	2, Mark Quatrani, vs. Harvard (4/6/2024 - W, 6-5)
Hit by 3+ Pitches in a Game	3, Mickey Brodsky, vs. Harvard (4/8/2008 - G2 - L, 1-2)
Recorded Walk-Off Win	John Quinlan (two-run double), vs. Yale (4/20/2024 - W, 10-9 - 10 inn.)
Recorded Walk-Off Home Run	Will Simoneit (3-run), vs. Penn (4/28/2019 - W, 8-7)
Recorded 10-Game Hit Streak	18 games, Max Jensen (2024 - active) - active
Recorded 15-Game Hit Streak	18 games, Max Jensen (2024 - active) - active
Recorded 15-Game On-Base Streak	18 games, Max Jensen (2024) - active
Recorded 20-Game On-Base Streak	42 games, Nathan Waugh (2023-24)
Recorded 30-Game On-Base Streak	42 games, Nathan Waugh (2023-24)
Recorded 40-Game On-Base Streak	42 games, Nathan Waugh (2023-24)

A CORNELL PITCHER...

Threw 7-Inning No-Hitter	Connor Kaufmann, vs. Dartmouth (4/1/2012 - W, 2-0)
Threw 9-Inning No-Hitter	Larry Rafalski, vs. Hartwick (4/25/1968 - W, 7-0)
Threw Perfect Game	Gary Gronowski, vs. Oneonta (5/11/1976 - W, 1-0) - 7-inning game
Threw 7-Inning Complete Game	Tim Willittes, vs. Penn (4/22/2017 - G1 - L, 0-5)
Threw 7-Inning Complete Game Shutout	Brian McAfee, vs. Princeton (4/26/2015 - G1 - W, 10-0)
Threw 9-Inning Complete Game	Luke Yacinich, at Brown (5/7/2022 - G1 - W, 3-0) - 111 pitches
Threw 9-Inning Complete Game Shutout	Luke Yacinich, at Brown (5/7/2022 - G1 - W, 3-0) - 111 pitches
Pitched 3+ Scoreless Innings of Relief	Ryan Porter (3.0 IP), vs. Yale (4/20/2024 - G2 - W, 8-2) - 47 pitches
Pitched 3+ Hitless Innings of Relief	Spencer Edwards (3.0 IP), at VCU (3/11/2022 - L, 5-10) - 48 pitches
Pitched 4+ Scoreless Innings of Relief	Huxley Holcombe (5.0 IP), vs. Harvard (4/6/2024 - W, 6-5) - 64 pitches
Pitched 5+ Scoreless Innings of Relief	Huxley Holcombe (5.0 IP), vs. Harvard (4/6/2024 - W, 6-5) - 64 pitches
Struck out 10+ Batters	10, Justin Lewis, at Navy (3/4/2017 - G2 - L, 7-8)
Struck out 11+ Batters	13, Tim Willittes, at Bucknell (3/19/2016 - G2 - W, 5-2)
Struck out 12+ Batters	13, Tim Willittes, at Bucknell (3/19/2016 - G2 - W, 5-2)
Struck out 13+ Batters	13, Tim Willittes, at Bucknell (3/19/2016 - G2 - W, 5-2)
Struck out 14+ Batters	15, Chris Schutt, at Columbia (4/19/2003 — W, 7-1)
Struck out 15+ Batters	15, Chris Schutt, at Columbia (4/19/2003 — W, 7-1)

Shaded row denotes occurred during 2025 season

PLAYER PERFORMANCES

MULTI-HIT GAMES	2025	REC	CAREER	REC
Barela	—	0-0	—	0-0
Beaulieu	—	0-0	—	0-0
Carlson	—	0-0	3	2-1
Davis	—	0-0	15	7-8
Dillon	—	0-0	—	0-0
Hager	—	0-0	5	3-2
Jaun	—	0-0	—	0-0
Jensen	—	0-0	36	14-22
L.Johnson	—	0-0	4	2-2
Marko	—	0-0	—	0-0
Musser	—	0-0	3	2-1
Quatrani	—	0-0	12	6-6
Quinlan	—	0-0	27	16-11
Porter	—	0-0	12	6-6
Shin	—	0-0	—	0-0
Swidorski	—	0-0	7	1-6
Urofsky	—	0-0	—	0-0
Walters	—	0-0	—	0-0
Wildman	—	0-0	8	5-3
MULTI-RBI GAMES	2025	REC	CAREER	REC
Barela	—	0-0	—	0-0
Beaulieu	—	0-0	—	0-0
Carlson	—	0-0	—	0-0
Davis	—	0-0	9	5-4
Dillon	—	0-0	—	0-0
Hager	—	0-0	3	2-1
Jaun	—	0-0	—	0-0
Jensen	—	0-0	21	14-7
L.Johnson	—	0-0	2	2-0
Marko	—	0-0	—	0-0
Musser	—	0-0	3	1-2
Quatrani	—	0-0	11	8-3
Quinlan	—	0-0	7	6-1
Porter	—	0-0	9	4-5
Shin	—	0-0	—	0-0
Swidorski	—	0-0	3	1-2
Urofsky	—	0-0	—	0-0
Walters	—	0-0	—	0-0
Wildman	—	0-0	5	4-1
QUALITY STARTS	2025	REC	CAREER	REC
Biben	—	0-0	—	0-0
Ellison	—	0-0	—	0-0
Foster	—	0-0	—	0-0
Gerfen	—	0-0	—	0-0
Hamill	—	0-0	5	4-1
Hegarty	—	0-0	—	0-0
Holcombe	—	0-0	—	0-0
Jaun	—	0-0	—	0-0
Jennewein	—	0-0	—	0-0
B.Johnson	—	0-0	—	0-0
Keene	—	0-0	—	0-0
Keller	—	0-0	5	3-2
Magill	—	0-0	—	0-0
Mayfield	—	0-0	1	0-1
McHugh	—	0-0	—	0-0
Porter	—	0-0	—	0-0
Ramos	—	0-0	—	0-0
Shea	—	0-0	—	0-0
Siwinski	—	0-0	—	0-0
Van Sice	—	0-0	—	0-0

SINGLE-SEASON BATTING RECORDS

BATTING AVERAGE	GAMES PLAYED	DOUBLES	RUNS BATTED IN	HIT BY PITCHES
1. .309 (377-of-1221) 1981	1. 49 1986	1. 83 2010	1. 250 2012	1. 58 2006
2. .3082 (364-of-1181) 1982	49 2012	83 2012	250 2024	2. 56 2012
3. .3080 (377-of-1224) 1984	3. 47 1978	3. 80 2017	3. 240 1984	3. 55 2024
4. .306 (365-of-1192) 1991	47 1985	4. 78 1998	4. 234 1981	4. 54 2010
5. .300 (369-of-1228) 1979	47 1988	78 2000	5. 223 1991	5. 42 2008
6. .2971 (416-of-1400) 1977	6. 45 2022	6. 76 2002	6. 217 1982	6. 42 2009
7. .2969 (389-of-1310) 2009	7. 44 1977	7. 73 1984	7. 216 1977	7. 41 2002
8. .295 (373-of-1265) 2017	44 1980	8. 72 2008	216 1985	41 2018
9. .292 (350-of-1200) 1995	44 1987	9. 70 1985	9. 209 2009	9. 39 2014
10. .288 (393-of-1364) 2024	44 1990	10. 69 2014	10. 208 1978	10. 37 1991
	44 1996			37 2005
				37 2011
				37 2013
SLUGGING PCT.	RUNS SCORED	TRIPLES	TOTAL BASES	STRIKEOUTS
1. .456 1982	1. 279 1984	1. 23 1985	1. 651 2012	1. 411 2022
2. .453 2024	279 2012	2. 20 1977	2. 618 2024	2. 349 2023
3. .449 1981	3. 270 2024	20 1981	581 2009	3. 348 2024
4. .445 1984	4. 265 1977	4. 18 1967	4. 579 1985	4. 315 2012
5. .444 2009	5. 260 1991	5. 17 1976	5. 566 1977	5. 303 2018
6. .440 2001	6. 258 1981	17 1986	552 2002	6. 298 2002
7. .437 2010	258 1982	17 2001	548 1981	7. 293 2011
8. .432 1985	8. 254 1985	8. 16 1982	8. 545 1984	8. 285 2019
9. .431 1995	9. 250 1978	9. 15 1958	9. 538 1982	9. 283 2005
10. .430 1999	10. 243 1980	15 1979	538 2017	10. 273 2000
		15 2007		
		15 2022		
ON-BASE PCT.	HITS	HOME RUNS	WALKS DRAWN	STOLEN BASES
1. .414 1991	1. 453 2012	1. 52 2024	1. 217 1988	1. 81 1978
2. .405 1981	2. 416 1977	2. 38 2009	2. 204 1971	2. 73 1996
3. .402 1984	3. 402 1978	3. 35 1999	3. 197 1991	3. 63 1967
4. .396 1982	4. 393 2024	4. 34 2001	4. 194 1985	63 1986
5. .391 1998	5. 389 2009	5. 33 2022	5. 185 1980	5. 62 2005
6. .388 1992	6. 385 1985	6. 30 1995	185 1996	62 2013
7. .387 1979	7. 377 1981	30 2010	7. 181 1981	7. 56 1952
8. .384 1985	8. 377 1984	30 2023	8. 179 1970	8. 55 1977
9. .381 1997	9. 374 1986	9. 29 1997	9. 176 1984	55 2012
10. .378 1988	10. 373 2017	29 2012	10. 175 2012	10. 54 1985

SINGLE-SEASON PITCHING / FIELDING RECORDS

EARNED RUN AVG.	STRIKEOUTS	WALKS ISSUED	SAVES	FIELDING PCT.
1. 1.34 (134 1/3 IP) 1959	1. 277 1973	1. 232 2024	1. 13 2013	1. .975 (993/379/35) 2024
2. 1.77 (132 IP) 1957	277 2003	2. 231 2022	2. 11 2012	2. .971 (921/397/39) 2017
3. 2.00 (112 1/3 IP) 1953	3. 261 2002	3. 205 2023	11 2017	3. .970 (915/404/41) 2007
4. 2.05 (197 2/3 IP) 1966	4. 260 2015	4. 197 1978	4. 9 2009	4. .968 (897/417/44) 1991
5. 2.18 (226 2/3 IP) 1967	5. 257 2004	5. 181 1980	5. 8 1984	5. .967 (979/349/46) 2019
6. 2.23 (149 IP) 1965	6. 254 2014	181 1987	8 1995	6. .9658 (964/392/48) 2014
7. 2.25 (276 1/3 IP) 1973	7. 253 2009	7. 180 1998	8 2019	7. .9656 (916/379/46) 2016
8. 2.42 (104 IP) 1958	8. 249 2024	8. 177 1993	8. 7 2014	8. .9655 (991/437/51) 2013
9. 2.50 (169 IP) 1964	249 2012	9. 171 1994	7 2016	9. .964 (1189/517/64) 2012
10. 2.55 (254 1/3 IP) 1972	10. 243 2019	10. 170 1988	10. 6 2002	10. .962 (809/292/44) 2023
			6 2015	
			6 2018	
TEAM WINS	STRIKEOUTS / 9 INN.	WALKS / 9 INNINGS	COMPLETE GAMES	FEWEST ERRORS
1. 31 2012	1. 9.48 (75 IP) 2020	1. 2.34 (169 IP) 1964	1. 23 1988	1. 14 2020
2. 29 1977	9.09 (104 IP) 1958	2. 2.37 (156 IP) 1954	2. 22 1979	2. 26 1958
3. 26 1978	3. 9.02 (276 1/3 IP) 1973	3. 2.72 (149 IP) 1965	3. 21 1973	3. 30 1953
26 1982	4. 8.93 (132 IP) 1957	4. 2.96 (197 2/3 IP) 1966	2. 22 1979	4. 31 1959
26 1984	5. 8.62 (226 2/3 IP) 1967	5. 3.05 (330 1/3 IP) 2013	3. 21 1977	5. 35 2024
6. 23 1980	6. 8.18 (304 2/3 IP) 2003	6. 3.065 (320 IP) 2005	21 1977	6. 36 1955
23 1991	8.09 (268 IP) 1998	7. 3.073 (313 1/3 IP) 2015	5. 20 1978	7. 38 1952
23 2013	8. 8.02 (220 IP) 1968	8. 3.16 (396 1/3 IP) 2012	20 1986	8. 38 1956
9. 22 1971	9. 7.97 (239 1/3 IP) 1974	9. 3.18 (226 2/3 IP) 1967	7. 19 1967	9. 38 1963
22 1979	10. 7.74 (197 2/3 IP) 1966	10. 3.20 (157 2/3 IP) 1963	19 1987	10. 39 2017
22 1981			9. 18 1980	
22 1986			18 1981	

SINGLE-SEASON BATTING RECORDS

GAMES PLAYED

1.	49	Mark Smith	1986
	49	Chris Cruz	2012
	49	Frank Hager	2012
	49	Marshall Yanzick	2012
5.	48	Joe Darlak	1986
	48	Brenton Peters	2012
7.	47	Steve Caputi	1978
	47	Mike Fleury	1978
	47	Mark Smith	1985
	47	John Kresho	1988
	47	Guy Leach	1988
	47	Eric Olson	1988

AT-BATS

1.	194	Marshall Yanzick	2012
2.	178	Chris Cruz	2012
3.	176	Frank Hager	2012
4.	166	Mark Smith	1986
5.	161	Mark Smith	1985
	161	Brenton Peters	2012
7.	159	Andrew Luria	2002
8.	158	Joe Roche	1978
	158	Greg Allen	1980
	158	Brian Billigen	2012
	158	Ryan Krainz	2018

RUNS SCORED

1.	46	Erik Rico	2002
2.	45	Brian Kaufman	2006
3.	42	Dan Autiello	1984
	42	John Kresho	1988
5.	41	Dave Johnson	1977
	41	Marlin McPhail	1982
7.	40	John Kresho	1990
	40	Vince Santo	2002
	40	Nathan Waugh	2024
10.	39	Ken Veenema	1977

HITS

1.	61	Guy Leach	1988
2.	59	Nathan Ford	2008
3.	57	Erik Rico	2002
	57	Brian Billigen	2012
5.	56	Ken Veenema	1977
	56	John Quinlan	2024
7.	54	Chico Bengochea	1979
	54	Nathan Ford	2009
9.	53	Mike Kalfopoulos	1985
	53	Bill Walkenbach	1995
	53	Erik Rico	2001
	53	Max Jensen	2024

DOUBLES

1.	17	Nathan Ford	2008
2.	16	Mike Kalfopoulos	1985
3.	15	Marlin McPhail	1981
	15	Frank Hager	2012
	15	Max Jensen	2022
6.	14	Raul Gomez	2000
	14	Andrew Luria	2002
8.	13	Gary Kaczor	1979
	13	Bill Walkenbach	1995
	13	Brent McKown	2006
	13	Mickey Brodsky	2010
	13	Frank Hager	2010
	13	Brandon Lee	2012

TRIPLES

1.	8	Bill Bacon	1981
	8	Erik Rico	2001
	8	Erik Rico	2002
4.	7	Mark Smith	1986
5.	6	Joseph Piperato	1966
	6	Ken Veenema	1977
	6	Brian Kaufman	2006
8.	5	Dave Johnson	1977
	5	Dave Waters	1980
	5	Brian Kaufman	2005

HOME RUNS

1.	12	Chris Cruz	2012
2.	11	Eric Kirby	1995
	11	Erik Rico	2002
	11	Mark Quatrani	2024
5.	9	Brian Kaufman	2006
	9	Nathan Ford	2009
	9	Ryan Karl	2014
8.	8	Gary Kaczor	1979
	8	Mike Branca	1981
	8	Trevor Schumm	1991
	8	Flint Foley	2001
	8	Nate David	2009
	8	Brian Billigen	2011
	8	Matt Barnhorst	2024

RUNS BATTED IN

1.	45	Pete Watzka	1971
2.	43	Guy Leach	1988
	43	Mark Quatrani	2024
4.	42	John DeMayo	1982
	42	Erik Rico	2002
6.	40	Ken Veenema	1977
	40	Jamie Blattstein	1992
	40	Brian Billigen	2012
9.	39	Marlin McPhail	1980
10.	38	Mike Kalfopoulos	1985
	38	Brian Kaufman	2006

BATTING AVERAGE (MIN. 80 ABs)

1.	.425	Jamie Blattstein	1992
2.	.413	Mike Kalfopoulos	1984
3.	.410	Nathan Ford	2008
4.	.406	Dale Wickham	2017
5.	.404	Brian Billigen	2009
6.	.400	Chris Stocke	1974
7.	.394	Guy Leach	1988
8.	.386	Chico Bengochea	1979
9.	.384	Mickey Brodsky	2010
10.	.383	Marlin McPhail	1982

SLUGGING PCT. (MIN 80 ABs)

1.	.768	Erik Rico	2002
2.	.714	Mark Quatrani	2024
3.	.683	Jamie Blattstein	1992
4.	.676	Erik Rico	2001
5.	.667	Mike Kalfopoulos	1984
	.667	Brian Kaufman	2006
7.	.656	Sam Kaplan	2022
8.	.655	Gary Kaczor	1979
9.	.630	Nathan Ford	2009
10.	.627	Ken Veenema	1977



Erik Rico '02 owns single-season records in runs (46), triples (8), slugging percentage (.768), and total bases (116).

ON-BASE PCT. (MIN. 80 ABs)

1.	.532	Mike Seagram	1984
2.	.530	John Kresho	1991
3.	.513	John Kresho	1988
4.	.503	Jamie Blattstein	1992
5.	.492	Mark Quatrani	2024
6.	.492	Michael Riff	1967
7.	.489	Erik Rico	2002
8.	.488	Marlin McPhail	1979
9.	.486	Marlin McPhail	1982
10.	.486	John Kresho	1990

WALKS DRAWN

1.	51	John Kresho	1988
2.	37	John Kresho	1990
3.	36	Mike Seagram	1984
4.	35	Kyle Gallagher	2018
5.	34	Brenton Peters	2012
6.	33	Buddy Witkoski	1971
7.	32	Bill Bacon	1981
	32	Erik Rico	2002
	32	Brian Kaufman	2006
10.	31	Trevor Schumm	1991

STRIKEOUTS

1.	54	Nathan Waugh	2024
2.	51	Frank Hager	2012
3.	49	Chris Cruz	2012
	49	Joe Hollerbach	2022
	49	Sam Kaplan	2023
6.	47	Chris Cruz	2014
7.	44	Jakobi Davis	2024
8.	42	Matt Collins	2019
9.	41	Matt Barnhorst	2024
10.	40	Ryan Karl	2014
	40	Caden Wildman	2024

TIMES HIT BY PITCH

1.	15	Marlin McPhail	1979
2.	14	Chris Hanson	1995
3.	12	Randy Koch	1992
	12	Vince Santo	2002
	12	Seth Gordon	2006
	12	Dale Wickham	2018
7.	11	Randy Koch	1991
	11	Brenton Peters	2012
	11	Mark Quatrani	2024
10.	10	Frank Hager	2011

STOLEN BASES

1.	25	John Kresho	1990
2.	23	John Kresho	1988
3.	21	Mike Kalfopoulos	1983
4.	20	Richard Meade	1954
	20	Michael Riff	1967
6.	19	JD Whetsel	2013
7.	18	John Kresho	1989
	18	Michael Macrie	1997
9.	17	Bill Walkenbach	1998
	17	Tom D'Alessandro	2014

TOTAL BASES

1.	116	Erik Rico	2002
2.	94	Ken Veenema	1977
	94	Erik Rico	2001
4.	93	Gary Kaczor	1979
	93	Chris Cruz	2012
6.	92	Brian Kaufman	2006
	92	Nathan Ford	2009
8.	91	Guy Leach	1988
	91	Brian Billigen	2012
10.	90	Mike Kalfopoulos	1985

CAREER BATTING RECORDS

GAMES PLAYED

1.	179	Mark Smith	1984-87
2.	159	Marlin McPhail	1979-82
3.	158	Bill Walkenbach	1995-98
	158	Kevin Tatum	2012-15
5.	156	Scott Kenney	1986-89
6.	155	Greg Allen	1978-81
	155	Guy Leach	1985-88
	155	Scott Hardinger	2006-09
	155	Mickey Brodsky	2008-11
10.	154	Terry Birrer	1982-85
	154	Andrew Luria	1999-02

AT-BATS

1.	606	Mark Smith	1984-87
2.	544	Bill Walkenbach	1995-98
	544	Mickey Brodsky	2008-11
4.	542	Greg Allen	1978-81
5.	541	Andrew Luria	1999-02
6.	536	Marlin McPhail	1979-82
7.	533	Scott Hardinger	2006-09
8.	530	Seth Gordon	2003-06
9.	526	Brian Billigen	2009-12
10.	517	Dan Autiello	1982-85

RUNS SCORED

1.	140	John Kresho	1988-91
2.	139	Dan Autiello	1982-85
3.	134	Bill Walkenbach	1995-98
4.	131	Marlin McPhail	1979-82
5.	118	Michael Macrie	1996-99
6.	116	Mark Smith	1984-87
7.	113	Erik Rico	1999-02
	113	Brian Billigen	2009-12
9.	110	Brian Kaufman	2005-08
10.	106	Greg Allen	1978-81

HITS

1.	185	Marlin McPhail	1979-82
2.	184	Mark Smith	1984-87
3.	183	Erik Rico	1999-02
4.	182	Mickey Brodsky	2008-11
5.	181	Nathan Ford	2006-09
6.	177	Brian Billigen	2009-12
7.	174	Bill Walkenbach	1995-98
8.	171	Andrew Luria	1999-02
9.	169	Dan Autiello	1982-85
	169	Terry Birrer	1982-85

DOUBLES

1.	45	Mike Kalfopoulos	1982-85
2.	40	Frank Hager	2009-12
3.	39	Marlin McPhail	1979-82
4.	38	Nathan Ford	2006-09
5.	37	Andrew Luria	1999-02
6.	36	Terry Birrer	1982-85
	36	Bill Walkenbach	1995-98
8.	34	Mickey Brodsky	2008-11
9.	33	Erik Rico	1999-02
	33	Max Jensen	2022-Pr.

TRIPLES

1.	18	Erik Rico	1999-02
2.	16	Mark Smith	1984-87
3.	14	Brian Billigen	2009-12
4.	11	Brian Kaufman	2005-08
5.	9	Pat Pennucci	1960-62
	9	Joseph Piperato	1964-66
	9	Buddy Witkoski	1969-71
	9	Pat Veenema	1975-77
	9	Marlin McPhail	1979-82
10.	8	Ronald Ivkovich	1959-61
	8	Daniel Walker	1966-68
	8	Dave Johnson	1975-77
	8	Bill Bacon	1980-81
	8	Mike Kalfopoulos	1982-85
	8	Joe Cossu	1984-86

HOME RUNS

1.	25	Chris Cruz	2011-14
2.	21	Gary Kaczor	1977-80
	21	Bill Walkenbach	1995-98
4.	20	Brian Kaufman	2005-08
	20	Brian Billigen	2009-12
6.	18	Nathan Waugh	2021-24
7.	17	Marlin McPhail	1979-82
	17	Erik Rico	1999-02
9.	16	Eric Kirby	1993-95, 97
	16	Raul Gomez	1998-01
	16	Andrew Luria	1999-02

RUNS BATTED IN


1.	121	Terry Birrer	1982-85
2.	120	Bill Walkenbach	1995-98
3.	114	Erik Rico	1999-02
4.	110	John DeMayo	1979-82
	110	Marlin McPhail	1979-82
6.	107	Mickey Brodsky	2008-11
7.	106	Brian Billigen	2009-12
8.	100	Mark Smith	1984-87
	100	Nathan Ford	2006-09

BATTING AVERAGE (MIN. 300 ABs)

1.	.362	Erik Rico	1999-02
2.	.361	Nathan Ford	2006-09
3.	.356	Mike Kalfopoulos	1982-85
4.	.345	Marlin McPhail	1979-82
5.	.342	Terry Birrer	1982-85
6.	.337	Brian Billigen	2009-12
7.	.336	Gary Kaczor	1977-80
8.	.335	Mickey Brodsky	2008-11
9.	.334	Ken Veenema	1975-77
10.	.333	Chico Bengochea	1976-79

SLUGGING PCT. (MIN. 300 ABs)

1.	.599	Erik Rico	1999-02
2.	.584	Mike Kalfopoulos	1982-85
3.	.568	Gary Kaczor	1977-80
4.	.561	Brian Billigen	2009-12
5.	.547	Marlin McPhail	1979-82
6.	.542	Nathan Waugh	2021-24
7.	.537	Nathan Ford	2006-09
8.	.537	Ken Veenema	1975-77
9.	.533	Mike Seagram	1981-84
10.	.522	Terry Birrer	1982-85



Marlin McPhail '82 ranks within the top five in 13 stat categories, highlighted by being Cornell's all-time hits leader (185).

ON-BASE PCT. (MIN. 80 ABs)

1.	.493	John Kresho	1988-91
2.	.457	Mike Seagram	1981-84
3.	.450	Mike Kalfopoulos	1982-85
4.	.450	Marlin McPhail	1979-82
5.	.448	Erik Rico	1999-02
6.	.428	Nathan Ford	2006-09
7.	.426	Buddy Witkoski	1969-71
8.	.425	Brian Billigen	2009-12
9.	.422	Mickey Brodsky	2008-11
10.	.421	Ed Mahoney	1968-70

WALKS DRAWN

1.	138	John Kresho	1988-91
2.	90	Brian Kaufman	2005-08
3.	84	Marlin McPhail	1979-82
4.	82	Bill Walkenbach	1995-98
5.	79	Steve Caputi	1976-79
	79	Erik Rico	1999-02
7.	77	Buddy Witkoski	1969-71
8.	74	Mark Utter	1979-82
	74	Mike Kalfopoulos	1982-85
10.	72	Kevin Tatum	2012-15

STRIKEOUTS

1.	140	Chris Cruz	2011-14
2.	133	Brian Kaufman	2005-08
3.	126	Frank Hager	2009-12
4.	119	Nathan Waugh	2021-24
5.	108	Brian Billigen	2009-12
6.	107	Ellis Bitar	2015-18
	107	Matt Barnhorst	2021-24
8.	103	Jakobi Davis	2022-Pr.
9.	101	Chris Hanson	1992-95
10.	100	Jordan Schaeffer	1997-00

TIMES HIT BY PITCH

1.	29	Brian Billigen	2009-12
2.	27	Randy Koch	1989, 91-92
3.	26	Ellis Bitar	2015-18
4.	24	Frank Hager	2009-12
5.	22	Kaleb Hutchinson	2004-08
	22	Mickey Brodsky	2008-11
7.	21	John Telford	1992-95
8.	20	Vince Santo	1999-02
9.	19	Chris Hanson	1992-95
	19	Ben Swinford	2011-14
	19	JD Whetsel	2012-15
	19	Dale Wickham	2015-18

STOLEN BASES

1.	80	John Kresho	1988-91
2.	49	Michael Macrie	1996-99
3.	47	Bill Walkenbach	1995-98
4.	45	JD Whetsel	2012-15
5.	40	Andrew Luria	1999-02
6.	39	Richard Meade	1954-56
7.	38	Brian Billigen	2009-12
8.	36	Seth Gordon	2003-06
9.	35	John Telford	1992-95
10.	34	Dave Waters	1977-80

TOTAL BASES

1.	303	Erik Rico	1999-02
2.	295	Brian Billigen	2009-12
3.	293	Marlin McPhail	1979-82
4.	279	Bill Walkenbach	1995-98
5.	271	Mike Kalfopoulos	1982-85
6.	269	Nathan Ford	2006-09
7.	265	Mark Smith	1984-87
8.	261	Mickey Brodsky	2008-11
9.	260	Andrew Luria	1999-02
10.	258	Terry Birrer	1982-85

SINGLE-SEASON PITCHING RECORDS

EARNED RUN AVG. (MIN. 30 IP)

1.	0.47	Kellen Urbon	2012
2.	0.52	Steve Storey	1972
3.	0.77	Ray Ratkowski	1964
4.	0.95	Steve Hamrick	1973
5.	1.06	JP Williams	1959
6.	1.08	Ivan Tylawsky	1965
7.	1.09	Michael Byrne	2013
8.	1.15	Theodore Thelander	1958
9.	1.20	Ivan Tylawsky	1967
10.	1.21	John Miknis	1973

WINS

1.	10	Gary Gronowski	1977
2.	9	William DeGraaf	1956
	9	Roy Walters	1968
4.	8	Jim Purcell	1967
	8	Jay Kobylarz	1980
	8	Greg Myers	1981
7.	7	Tom MacLeod	1970
	7	John Giese	1971
	7	Bob Dutkowsky	1977
	7	John O'Connor	1987
	7	Connor Kaufmann	2012

LOSSES

1.	9	Corey Pappel	2011
2.	8	Steve Huber	1983
	8	Chris Sheehan	1986
	8	Rob Deans	1988
	8	Spencer Edwards	2022
6.	7	Jared Cottle	1993
	7	Jared Cottle	1994
	7	Michael Byrne	2015
9.	6	20 times, Most recent: Noah Keller, 2024	

SHUTOUTS

1.	2	Larry Brown	1984
	2	Chris Reading	1987
	2	Joel Nies	1990
	2	Doug Petillo	1990
	2	Matthew Herrick	1994
	2	Dan Baysinger	2003
	2	Jim Hyland	2007
	2	Connor Kaufmann	2012
	2	Brian McAfee	2015
10.	1	30 times, Most recent: Luke Yacinich, 2022	

GAMES STARTED

1.	13	Gary Gronowski	1977
	13	Steve Huber	1985
3.	12	John Nurthen	1978
	12	Spencer Edwards	2022
5.	11	Roy Walters	1968
	11	Brian Williamson	1996
	11	Rick Marks	2012
	11	Brian McAfee	2012
	11	Tim Willittes	2018
	11	Luke Yacinich	2022
	11	Ethan Hamill	2023
	11	Noah Keller	2023

APPEARANCES

1.	23	David Scharfstein	2002
2.	22	Kellon Urbon	2012
3.	21	David Rochefort	2010
4.	20	Houston Hawley	2012
5.	19	Michael MacManus	1994
	19	David Rochefort	2009
	19	Colby Wyatt	2018
	19	John Natoli	2019
9.	18	Stephen Osterer	2009
	18	Kevin Cushing	2022
	18	Chris Ellison	2022
	18	William Gilbert	2022
	18	Spencer Edwards	2023
	18	Carson Mayfield	2023

COMPLETE GAMES

1.	10	Gary Gronowski	1977
2.	9	William DeGraaf	1956
	9	Ray Ratkowski	1964
4.	8	Tony Siedl	1975
	8	Greg Myers	1981
6.	7	Jim Purcell	1966
	7	Roy Walters	1968
	7	Tom MacLeod	1970
	7	Fred Anyzeski	1973
	7	Gary Gronowski	1976
	7	John Nurthen	1978
	7	Greg Myers	1979
	7	Greg Myers	1982
	7	John O'Connor	1987
	7	Kerry Brooks	1990
	7	Nick Bayer	1999

SAVES

1.	9	Kellen Urbon	2012
2.	8	David Rochefort	2009
	8	Peter Lannoo	2017
4.	7	John Natoli	2019
5.	6	David Sharfstein	2002
6.	4	John Douglas	1995
	4	Paul Balestrieri	2015
8.	3	Rich Booth	1979
	3	Michael MacManus	1994
	3	Blake Hamilton	2007
	3	David Rochefort	2010
	3	Matt Horton	2013
	3	Eric Upton	2013
	3	Justin Lewis	2016
	3	Andrew Ellison	2018

INNINGS PITCHED

1.	101.1	Gary Gronowski	1977
2.	100.1	Tom MacLeod	1970
3.	87.2	Tony Siedl	1975
4.	86.0	Jim Purcell	1966
5.	84.1	Roy Walters	1968
6.	82.1	Ray Ratkowski	1964
7.	80.0	William DeGraaf	1956
8.	79.1	John Nurthen	1978
9.	74.2	Richard Parker	1952
10.	73.0	John Giese	1971
	73.0	Bob Dutkowsky	1975
	73.0	Luke Yacinich	2022



Gary Gronowski '77 is one of two Cornell pitchers with a 10-win season, posting a 10-2 record in 1977.

STRIKEOUTS

1.	106	Steve Hamrick	1973
2.	97	Steve Hamrick	1974
3.	90	Jim Purcell	1966
4.	89	Chris Schutt	2003
5.	85	Robert List	1957
6.	83	Roy Walters	1968
7.	80	Tom MacLeod	1970
8.	77	John Nurthen	1978
	77	John Nurthen	1979
10.	75	Gary Gronowski	1977

STRIKEOUTS / 9 INN. (MIN. 30 IP)

1.	14.45	Steve Hamrick	1973
2.	13.64	Steve Hamrick	1974
3.	12.92	Chris Schutt	2003
4.	12.49	Mike Lynch	1964
5.	11.39	John Natoli	2019
6.	11.36	Michael Byrne	2015
7.	11.09	Robert List	1957
8.	11.04	John Osgood	1998
9.	10.48	Rich DeSa	1984
10.	10.00	John Nurthen	1979

FEWEST WALKS / 9 INN.

1.	0.69	Brendan McQuaid	2002
2.	0.81	Tony Bertucci	2010
3.	0.84	Dan Gala	2003
4.	0.95	Brendan McQuaid	2001
5.	0.96	Brian McAfee	2015
6.	1.02	David Self	2001
7.	1.05	Ivan Tylawsky	1967
8.	1.08	Ivan Tylawsky	1965
9.	1.11	Ray Ratkowski	1963
10.	1.16	Ray Ratkowski	1962

WALKS ISSUED

1.	47	Kenneth Battles	1947
2.	46	John Osgood	1998
3.	44	John Nurthen	1978
4.	41	Fred Anyzeski	1973
	41	Mike Murphy	1978
	41	Rich DeSa	1984
7.	40	William DeGraaf	1956
	40	Steve Hamrick	1974
	40	John O'Connor	1998
10.	39	Rich DeSa	1987
	39	Chris Schutt	2002

BATTING AVG. AGAINST (MIN. 30 IP)

1.	.160	Michael Byrne	2013
2.	.170	Kellen Urbon	2012
3.	.178	John Natoli	2019
4.	.192	Chris Schutt	2003
5.	.201	John Osgood	1998
6.	.210	Brian McAfee	2015
7.	.214	David Sharfstein	2002
8.	.220	Brian McAfee	2013
9.	.229	Kerry Brooks	1990
10.	.229	Paul Blaestrieri	2017

CAREER PITCHING RECORDS

EARNED RUN AVG. (MIN. 100 IP)

1.	1.40	Ivan Tylawsky	1965-67
2.	1.87	Steve Hamrick	1973-74
3.	2.07	Tom MacLeod	1969-70
4.	2.14	Donald Unbekant	1952-53
5.	2.17	John Giese	1969-71
6.	2.23	Ted Thelander	1955, 57-58
7.	2.25	William DeGraaf	1954-56
8.	2.44	John Dougherty	1970-72
9.	2.44	Roy Walters	1966-68
10.	2.46	Jim Purcell	1965-67

WINS

1.	23	Greg Myers	1979-82
2.	20	Jay Kobylarz	1979-82
3.	18	Brendan McQuaid	1999-02
4.	16	William DeGraaf	1954-56
5.	16	John Giese	1969-71
	16	Joel Nies	1989-92
7.	15	Roy Walters	1966-68
	15	Brian McAfee	2012-15
9.	14	Gary Gronowski	1976-77
	14	Steve Huber	1982-85
	14	Kerry Brooks	1987-90

LOSSES

1.	20	Nick Bayer	1997-00
2.	19	Jared Cottle	1991-94
	19	Corey Pappel	2008-11
4.	17	Rob Deans	1986-88
5.	16	Steve Huber	1982-85
	16	Chris Sheehan	1983-86
	16	Joel Nies	1989-92
8.	15	Ray Ratkowski	1962-64
	15	Jay Kobylarz	1979-82
	15	Rob Wilson	1988-91
	15	Dan Gala	2001, 03-05
	15	Michael Byrne	2013-16

SHUTOUTS

1.	3	Larry Brown	1983-86
	3	Dan Baysinger	2001-04
3.	2	Greg Myers	1979-82
	2	Chris Reading	1987-88
	2	Joel Nies	1989-92
	2	Doug Petillo	1989-92
	2	Matthew Herrick	1993-94
	2	Jim Hyland	2004-07
	2	Connor Kaufmann	2011-14
	2	Brian McAfee	2012-15

GAMES STARTED

1.	38	Joel Nies	1989-92
2.	34	Corey Pappel	2008-11
3.	33	Steve Huber	1982-85
	33	Nick Bayer	1997-00
5.	32	Greg Myers	1979-82
	32	Brian Williamson	1996-99
	32	Brendan McQuaid	1999-02
8.	31	Kerry Brooks	1987-90
	31	Rocky Collis	2003-06
	31	Brian McAfee	2012-15

APPEARANCES

1.	58	David Rochefort	2007-10
2.	54	John O'Connor	1985-88
3.	51	Blake Hamilton	2004-07
4.	47	Kellen Urbon	2012-15
5.	45	Steve Huber	1982-85
	45	Stephen Osterer	2006-09
	45	Paul Balestrieri	2014-17
8.	44	Jim Pronti	1994-97
9.	43	Eric Upton	2012-15
	43	Colby Wyatt	2017-20

COMPLETE GAMES

1.	28	Greg Myers	1979-82
2.	17	Gary Gronowski	1976-77
3.	16	Jay Kobylarz	1979-82
4.	15	Ray Ratkowski	1962-64
	15	John Nurthen	1977-79
6.	14	John Jameson	1978-80
	14	John O'Connor	1985-88
	14	Kerry Brooks	1987-90
	14	Brendan McQuaid	1999-02
10.	13	Jim Purcell	1965-67
	13	Joel Nies	1989-92
	13	Brian Williamson	1996-99
	13	Nick Bayer	1997-00

SAVES


1.	14	Kellen Urbon	2012-15
2.	11	David Rochefort	2007-10
3.	9	John Douglas	2007-10
	9	Peter Lannoo	2015-17
5.	8	John Natoli	2017-20
6.	7	David Sharfstein	2002-03
7.	6	Paul Balestrieri	2014-17
	6	Ryan Porter	2022-Pr.
9.	5	John O'Connor	1985-88
	5	Michael MacManus	1993-95

INNINGS PITCHED

1.	256.1	Greg Myers	1979-82
2.	221.0	Brendan McQuaid	1999-02
3.	213.0	John O'Connor	1985-88
4.	204.2	Joel Nies	1989-92
5.	203.2	Steve Huber	1982-85
6.	202.2	Kerry Brooks	1987-90
7.	202.0	Nick Bayer	1997-00
8.	201.1	Ray Ratkowski	1962-64
9.	201.0	Jay Kobylarz	1979-82
10.	196.1	William DeGraaf	1954-56

STRIKEOUTS

1.	217	Greg Myers	1979-82
2.	203	Steve Hamrick	1973-74
3.	179	Jim Purcell	1965-67
4.	170	John Nurthen	1977-79
5.	166	Corey Pappel	2008-11
6.	163	Joel Nies	1989-92
7.	158	Ray Ratkowski	1962-64
8.	157	Kerry Brooks	1987-90
9.	156	Rocky Collis	2003-06
10.	155	John Osgood	1997-00



Greg Myers '82 leads Cornell in all-time wins (23), complete games (28), innings pitched (256.1), and strikeouts (217).

STRIKEOUTS / 9 INN. (MIN. 100 IP)

1.	14.05	Steve Hamrick	1973-74
2.	10.47	Chris Schutt	2001-03
3.	9.22	Fred Anyzeski	1972-73
4.	8.83	Blake Hamilton	2004-07
5.	8.82	Roy Walters	1966-68
6.	8.82	Jim Purcell	1965-67
7.	8.64	John Nurthen	1977-79
8.	8.60	Michael Byrne	2013-16
9.	8.28	Rich DeSa	1984, 86-87
10.	8.19	Mike Lynch	1963-65

FEWEST WALKS / 9 INN.

(MIN. 30 IP)

1.	1.14	Brian McAfee	2012-15
2.	1.25	Ray Ratkowski	1962-64
3.	1.28	Ivan Tylawsky	1965-67
4.	1.30	Brendan McQuaid	1999-02
5.	1.94	Tony Bertucci	2007-10
6.	1.97	Dan Baysinger	2001-04
7.	2.19	Dan Gala	2001, 03-05
8.	2.21	Seth Urbon	2018-20
9.	2.26	Tom MacLeod	1969-70
10.	2.62	Richard Parker	1952-53

WALKS ISSUED

1.	124	John Osgood	1997-00
2.	118	Jared Cottle	1991-94
3.	107	Greg Myers	1979-82
	107	Rich DeSa	1984, 86-87
5.	106	Mike Murphy	1976-79
	106	Corey Pappel	2008-11
7.	103	Jay Kobylarz	1979-82
8.	102	Rob Wilson	1988-91
9.	97	Von Baker	2021-24
10.	94	John O'Connor	1985-88
	94	Kerry Brooks	1987-90

BATTING AVG. AGAINST

(MIN. 100 IP)

1.	.224	Chris Schutt	2001-03
2.	.243	Brian McAfee	2012-15
3.	.252	David Rochefort	2007-10
4.	.253	Spencer Edwards	2020-23
5.	.258	Michael Byrne	2013-16
6.	.260	John Osgood	1997-00
7.	.263	Connor Kaufmann	2011-14
8.	.267	Corey Pappel	2008-11
9.	.268	Alan Toppen	1995-97
10.	.270	Joel Nies	1989-92

PICKOFFS

1.	11	Ellis Bitar	2015-18
2.	10	Dan Gala	2001, 03-05
3.	6	Rocky Collis	2003-06
	6	Walker Toma	2005-08
	6	Jadd Schmeltzer	2008-11
6.	5	Nick Busto	2012-15
	5	Connor Kaufmann	2011-14
	5	Noah Keller	2023-Pr.
9.	4	Dan Baysinger	2001-04
	4	Matt Goodson	2003-06
	4	Jim Hyland	2004-07
	4	Mickey Brodsky	2008-11
	4	Mike Lopez	2008-11
	4	Kellen Urbon	2012-15
	4	Justin Lewis	2015-17
	4	Ethan Hamill	2023-Pr.

2024 CORNELL OVERALL STATISTICS

Overall 17-21 Home 7-5 Away 8-14 Neutral 2-2 Ivy League 11-10

BATTING STATISTICS

#	PLAYER	AVG	GP	GS	AB	R	H	2B	3B	HR	RBI	TB	SLG%	BB	HBP	SO	GDP	OB%	SF	SH	SB	ATT
1	John Quinlan	.378	33	33	148	35	56	9	2	5	20	84	.568	13	3	21	1	.439	0	3	10	12
19	Mark Quatrani	.362	30	29	105	22	38	2	1	11	43	75	.714	16	11	19	5	.492	0	0	1	1
7	Max Jensen	.358	37	37	148	34	53	8	2	6	37	83	.561	20	7	16	2	.455	1	1	5	5
40	Nathan Waugh	.283	38	37	145	40	41	9	0	7	31	71	.490	26	5	54	2	.404	2	0	0	0
4	Caden Wildman	.279	38	35	140	26	39	4	0	5	23	58	.414	14	7	40	4	.373	0	3	7	8
22	Jakobi Davis	.265	35	35	117	26	31	4	2	3	14	48	.410	16	3	44	0	.365	1	3	5	7
2	Matt Barnhorst	.224	34	34	134	20	30	6	0	8	29	60	.448	7	2	41	2	.271	1	3	3	7
6	Kyle Musser	.313	14	6	32	7	10	0	0	1	5	13	.406	5	1	7	1	.410	1	0	0	0
15	Owen Carlson	.286	16	6	35	5	10	1	0	1	2	14	.400	3	0	9	1	.342	0	0	1	1
23	Braden Mack	.268	24	21	82	15	22	3	0	1	19	28	.341	0	5	19	3	.307	1	1	0	2
8	Luke Johnson	.241	28	19	87	14	21	3	0	0	5	24	.276	5	4	21	0	.313	0	0	1	1
20	Kevin Hager	.241	23	21	79	12	19	1	0	4	12	32	.405	8	2	20	0	.322	1	1	3	3
18	TJ Swidorski	.234	17	17	64	10	15	3	0	0	6	18	.281	5	4	23	0	.320	2	1	2	3
12	Ryan Porter	.185	20	8	27	4	5	1	0	0	3	6	.222	4	0	9	1	.290	0	0	0	1
30	William Jaun	.158	17	11	19	0	3	1	0	0	1	4	.211	2	0	4	0	.238	0	0	0	0
25	Beck Urofsky	.000	5	1	1	0	0	0	0	0	0	0	.000	0	0	1	0	.000	0	0	0	0
37	Huxley Holcombe	.000	17	3	1	0	0	0	0	0	0	0	.000	0	1	0	0	.500	0	0	0	0
TOTALS		.288	38		1364	270	393	55	7	52	250	618	.453	144	55	348	22	.376	10	16	38	51
OPPONENTS		.293	38		1304	314	382	82	12	47	292	629	.482	232	59	253	27	.417	18	22	55	64

PITCHING STATISTICS

#	PLAYER	ERA	W	L	APP	GS	CG	SHO	SV	IP	H	R	ER	BB	SO	2B	3B	HR	AB	AVG	WP	HBP	BK	SFA	SHA
13	Ethan Hamill	5.71	3	3	12	9	0	0/0	1	58.1	62	44	37	25	28	11	2	7	223	.278	4	11	1	2	4
16	Noah Keller	6.55	1	6	13	8	0	0/0	0	45.1	61	46	33	30	41	17	0	5	189	.323	1	5	1	2	4
37	Huxley Holcombe	7.78	2	2	14	3	0	0/0	0	41.2	48	39	36	30	26	12	4	8	162	.296	6	4	0	2	5
42	Josh Shea	0.00	0	0	1	0	0	0/0	0	1.0	1	0	0	0	1	0	0	0	4	.250	0	0	0	0	0
3	Chris Ellison	5.70	4	0	16	0	0	0/0	1	23.2	14	16	15	18	15	3	0	1	82	.171	2	3	0	2	1
21	John Gerfen	8.44	0	0	6	0	0	0/0	0	5.1	8	6	5	3	8	3	0	0	25	.320	0	0	1	0	0
32	Carson Mayfield	8.55	2	2	8	8	0	0/0	0	33.2	41	32	32	13	27	5	2	5	137	.299	3	4	0	0	1
33	Von Baker	8.56	2	0	13	1	0	0/0	0	27.1	26	26	26	23	20	5	1	6	101	.257	4	9	0	4	2
36	Nathaniel Jennewein	8.66	0	1	12	1	0	0/0	0	17.2	18	17	17	17	22	3	1	2	69	.261	4	5	0	1	0
12	Ryan Porter	9.25	0	2	13	1	0	0/0	2	24.1	38	25	25	13	19	7	1	5	104	.365	4	5	1	1	1
9	Story Kimura	9.49	2	1	10	0	0	0/0	0	12.1	17	14	13	13	10	4	0	2	49	.347	4	2	0	2	0
28	Max Foster	9.64	0	0	6	0	0	0/0	0	4.2	9	5	5	9	6	3	1	2	22	.409	1	0	0	0	0
30	William Jaun	9.71	1	4	12	6	0	0/0	1	29.2	30	33	32	29	25	4	0	3	111	.270	8	5	0	2	4
25	Beck Urofsky	9.82	0	0	4	1	0	0/0	0	3.2	7	4	4	2	2	3	0	1	18	.389	1	2	0	0	0
26	Tom Clancy	20.25	0	0	2	0	0	0/0	0	1.1	0	3	3	3	2	0	0	0	4	.000	0	1	0	0	0
17	William Stephens	36.00	0	0	3	0	0	0/0	0	1.0	2	4	4	4	1	2	0	0	4	.500	0	3	0	0	0
TOTALS		7.62	17	21	38		0	0	5	331.0	382	314	287	232	253	82	12	47	1304	.293	42	59	4	18	22
OPPONENTS		6.10	21	17	38		0	2	8	337.2	393	270	229	144	348	55	7	52	1364	.288	29	55	1	10	16

Gray shaded text denotes player not on 2024-25 roster

2024 CORNELL IVY LEAGUE STATISTICS

Overall17-21

Home7-5

Away8-14

Neutral2-2

Ivy League11-10

BATTING STATISTICS

#	PLAYER	AVG	GP	GS	AB	R	H	2B	3B	HR	RBI	TB	SLG%	BB	HBP	SO	GDP	OB%	SF	SH	SB	ATT
1	John Quinlan	.424	21	21	99	27	42	5	1	3	13	58	.586	7	2	13	0	.472	0	2	7	9
7	Max Jensen	.402	21	21	92	18	37	5	1	3	26	53	.576	9	3	8	0	.471	0	0	3	3
6	Kyle Musser	.381	10	3	21	5	8	0	0	0	1	8	.381	3	1	4	1	.480	0	0	0	0
19	Mark Quatrani	.333	19	19	69	14	23	2	0	7	30	46	.667	10	9	9	2	.477	0	0	1	1
4	Caden Wildman	.304	21	19	79	17	24	2	0	3	18	35	.443	3	5	22	2	.368	0	1	4	4
22	Jakobi Davis	.286	21	21	70	17	20	2	1	3	10	33	.471	12	1	25	0	.398	0	2	4	5
20	Kevin Hager	.268	11	11	41	7	11	0	0	2	4	17	.415	3	1	12	0	.333	0	1	0	0
23	Braden Mack	.265	13	13	49	8	13	2	0	1	15	18	.367	0	1	15	3	.275	1	1	0	1
8	Luke Johnson	.256	15	9	39	8	10	1	0	0	0	11	.282	4	2	9	0	.356	0	0	0	0
18	TJ Swidorski	.244	10	10	41	8	10	1	0	0	3	11	.268	2	2	12	0	.304	1	0	2	3
40	Nathan Waugh	.228	21	21	79	23	18	4	0	3	17	31	.392	15	5	30	0	.376	2	0	0	0
2	Matt Barnhorst	.185	21	21	81	12	15	4	0	6	19	37	.457	3	1	26	1	.221	1	3	2	5
15	Owen Carlson	.143	7	0	7	0	1	0	0	0	0	1	.143	0	0	2	0	.143	0	0	0	0
12	Ryan Porter	.000	9	0	1	0	0	0	0	0	0	0	.000	0	0	1	0	.000	0	0	0	0
37	Huxley Holcombe	.000	8	2	0	0	0	0	0	0	0	0	.000	0	1	0	0	1.000	0	0	0	0
TOTALS		.302	21		768	164	232	28	3	31	156	359	.467	71	34	188	9	.384	5	10	23	31
OPPONENTS		.286	21		724	156	207	42	4	20	146	317	.438	107	36	147	10	.398	13	14	27	33

PITCHING STATISTICS

#	PLAYER	ERA	W	L	APP	GS	CG	SHO	SV	IP	H	R	ER	BB	SO	2B	3B	HR	AB	AVG	WP	HBP	BK	SFA	SHA
25	Beck Urofsky	0.00	0	0	1	0	0	0/0	0	0.1	0	0	0	0	0	0	0	0	1	.000	0	1	0	0	0
3	Chris Ellison	2.57	3	0	9	0	0	0/0	0	14.0	6	4	4	9	10	1	0	0	45	.133	1	2	0	2	0
21	John Gerfen	3.86	0	0	3	0	0	0/0	0	2.1	3	1	1	0	3	1	0	0	11	.273	0	0	1	0	0
13	Ethan Hamill	5.18	3	2	7	7	0	0/0	0	40.0	40	26	23	16	20	8	1	2	148	.270	1	6	0	2	4
16	Noah Keller	6.25	1	4	7	7	0	0/0	0	31.2	43	27	22	13	30	10	0	4	131	.328	1	5	1	1	3
33	Von Baker	6.61	1	0	7	0	0	0/0	0	16.1	14	12	12	12	14	1	1	3	60	.233	2	6	0	3	1
37	Huxley Holcombe	6.66	2	1	7	2	0	0/0	0	24.1	20	20	18	17	17	7	1	4	86	.233	2	3	0	1	4
32	Carson Mayfield	7.58	1	0	4	4	0	0/0	0	19.0	22	16	16	5	19	3	0	2	75	.293	1	3	0	0	1
30	William Jaun	8.38	0	1	4	1	0	0/0	1	9.2	10	10	9	9	10	1	0	1	38	.263	3	3	0	1	0
12	Ryan Porter	9.00	0	1	8	0	0	0/0	2	18.0	27	18	18	10	13	5	1	2	74	.365	3	4	1	1	1
36	Nathaniel Jennewein	10.24	0	0	6	0	0	0/0	0	9.2	12	11	11	9	11	1	0	1	39	.308	2	1	0	1	0
9	Story Kimura	20.25	0	1	3	0	0	0/0	0	2.2	9	7	6	5	0	3	0	1	15	.600	1	1	0	1	0
17	William Stephens	∞	0	0	1	0	0	0/0	0	0.0	1	4	4	2	0	1	0	0	1	1.000	0	1	0	0	0
TOTALS		6.89	11	10	21	0	0	3	188.0	207	156	144	107	147	42	4	20	724	.286	17	36	3	13	14	
OPPONENTS		6.74	10	11	21	0	1	4	185.2	232	164	139	71	188	28	3	31	768	.302	20	34	1	5	10	

Gray shaded text denotes player not on 2024-25 roster

GAME-BY-GAME INFORMATION

DATE	OPPONENT	SCORE/ TIME (ET)	CORNELL				OPPONENT				REC	IVY	POS	GB	WIN	LOSS	SAVE	TIME ATT.
			R	H	E	LOB	R	H	E	LOB								
2/21	at Duke	4 p.m.																
2/22	at Duke	3 p.m.																
2/23	at Duke	1 p.m.																
3/1	at UMBC	12 p.m.																
3/1	at UMBC	3 p.m.																
3/2	at UMBC	12 p.m.																
3/7	vs. Michigan St.	10 a.m.																
3/8	vs. UAB	12 p.m.																
3/9	at Winthrop	1 p.m.																
3/15	at Towson	11 a.m.																
3/15	at Towson	2 p.m.																
3/16	at Towson	1 p.m.																
3/22	at Yale	11:30 a.m.																
3/22	at Yale	2:30 p.m.																
3/23	at Yale	12 p.m.																
3/25	BINGHAMTON	3 p.m.																
3/29	BROWN	11:30 a.m.																
3/29	BROWN	2:30 p.m.																
3/30	BROWN	12 p.m.																
4/5	at Columbia	11:30 a.m.																
4/5	at Columbia	2:30 p.m.																
4/6	at Columbia	12 p.m.																
4/8	at Bucknell	3:30 p.m.																
4/12	PENN	11:30 a.m.																
4/12	PENN	2:30 p.m.																
4/13	PENN	1 p.m.																
4/15	at Binghamton	6:30 p.m.																
4/19	at Harvard	11:30 a.m.																
4/19	at Harvard	2:30 p.m.																
4/20	at Harvard	12 p.m.																
4/26	at Dartmouth	11:30 a.m.																
4/26	at Dartmouth	2:30 p.m.																
4/27	at Dartmouth	12 p.m.																
4/29	at Binghamton	6:30 p.m.																
5/3	PRINCETON	11:30 a.m.																
5/3	PRINCETON	2:30 p.m.																
5/4	PRINCETON	12 p.m.																

2025 CORNELL BASEBALL TV / PHOTO ROSTER



1

JOHN QUINLAN

OF • S/R • 5-9 • 185 • Sr.
Menlo Park, Calif.



2

MASON BARELA

C/INF • R/R • 5-9 • 195 • Fr.
Jupiter, Fla.



3

CHRIS ELLISON

RHP • R/R • 6-0 • 190 • Sr.
Howell, N.J.



4

CADAN WILDMAN

OF • R/R • 6-3 • 215 • Jr.
Woodbury, Minn.



5

TYLER BEAULIEU

OF • R/R • 6-1 • 175 • Fr.
Berwyn, Pa.



6

KYLE MUSSER

OF • R/R • 5-10 • 182 • Sr.
Lititz, Pa.



7

MAX JENSEN

INF • L/R • 6-3 • 210 • Sr.
Burke, Va.



8

LUKE JOHNSON

INF • R/R • 6-1 • 180 • So.
Coto de Caza, Calif.



9

GRAHAM BIBEN

RHP • R/R • 6-0 • 170 • So.
New York, N.Y.



11

MATTHEW WALTERS

OF • R/R • 5-11 • 195 • Jr.
Granbury, Texas



12

RYAN PORTER

OF/RHP • R/R • 6-0 • 185 • Sr.
Houston, Texas



13

ETHAN HAMILL

RHP • R/R • 6-3 • 200 • Jr.
Chester, Va.



15

OWEN CARLSON

INF • L/R • 5-11 • 180 • So.
Los Angeles, Calif.



16

NOAH KELLER

LHP • L/L • 6-1 • 210 • Jr.
Goodrich, Mich.



17

GUS MAGILL

RHP • R/R • 6-0 • 200 • Fr.
New York, N.Y.



18

TJ SWIDORSKI

INF • R/R • 6-0 • 185 • Jr.
Woodbury, Minn.



19

MARK QUATRANI

C • R/R • 5-11 • 200 • So.
Springfield, Pa.



20

KEVIN HAGER

INF • R/R • 6-0 • 190 • So.
Berkeley Heights, N.J.



21

JOHN GERFEN

LHP • R/L • 6-0 • 195 • Jr.
Brewster, N.Y.



22

JAKOBI DAVIS

OF • L/L • 6-4 • 210 • Sr.
Sarasota, Fla.



23

JAYDEN SHIN

INF • L/R • 6-2 • 205 • Fr.
Pennington, N.J.



25

BECK UROFSKY

INF • R/R • 6-4 • 225 • Jr.
Silver Spring, Md.



26

RYAN HEGARTY

RHP • L/R • 6-5 • 200 • Fr.
Needham, Mass.



28

MAX FOSTER

RHP • R/R • 6-3 • 210 • So.
Bethel, Conn.



29

WILL SIWINSKI

LHP • R/L • 6-3 • 195 • Fr.
San Francisco, Calif.



30

WILLIAM JAUN

1B/LHP • L/L • 6-3 • 225 • Fr.
Loveland, Ohio



31

RYAN DILLON

C • R/R • 6-2 • 185 • Fr.
Marlborough, Mass.



32

CARSON MAYFIELD

RHP • R/R • 6-5 • 200 • Jr.
Annandale, Va.



34

ETHAN VAN SICE

RHP • R/R • 5-9 • 170 • So.
Arlington, Va.



36

NATHANIEL JENNEW EIN

LHP • R/L • 5-11 • 180 • So.
Tampa, Fla.



37

HUXLEY HOLCOMBE

LHP • L/L • 6-6 • 180 • So.
Worcester, Mass.



38

BRAEDON JOHNSON

LHP • L/L • 6-3 • 220 • Fr.
Otego, N.Y.



40

TAVIAN RAMOS

RHP • R/R • 6-2 • 180 • Fr.
Neehah, Wis.



41

JACKSON MARKO

C • R/R • 5-10 • 175 • Jr.
Syracuse, N.Y.



42

JOSH SHEA

RHP • R/R • 5-11 • 175 • Jr.
Cortlandt Manor, N.Y.



43

ETHAN MCHUGH

RHP • R/R • 5-9 • 165 • Jr.
Annandale, N.J.



44

SAM KEENE

LHP • L/L • 6-4 • 200 • Fr.
Cohasset, Mass.



24

DAN PEPICELLI

Head Coach
10th Season



14

TOM FORD

Associate Head Coach
35th Season at Cornell



27

JOHN TOPPA

Assistant Coach
4th Season



35

ROBBY FARIS

Assistant Coach
1st Season



35

GRACE DeSTEFANO

Athletic Trainer
3rd Season