

CORNELL BIG RED

2024-25 MEN'S HOCKEY GAME NOTES

TWO NATIONAL CHAMPIONSHIPS (1967, 1970) | 26 IVY LEAGUE CHAMPIONSHIPS | 13 ECAC HOCKEY CHAMPIONSHIPS

2024-25 SCHEDULE

OCTOBER

26 **TORONTO (EXH.)** (ESPN+) W, 6-2

NOVEMBER (4-2-3, 2-2-2 ECAC)

1 **#7 NORTH DAKOTA** (ESPN+/SNY) W, 4-1

2 **#7 NORTH DAKOTA** (ESPN+) W, 5-3

8 **YALE*** (ESPN+) T, 2-2 (SOL)

9 **BROWN*** (ESPN+) W, 3-1

15 at #17 Dartmouth* (ESPN+) L, 3-4

16 at #20 Harvard* (ESPN+/NESN) T, 2-2 (SOW)

22 **#18 QUINNIPAC*** (ESPN+/TSN+) L, 1-3

23 **PRINCETON*** (ESPN+) W, 5-0

FROZEN APPLE (NEW YORK, N.Y.)

30 vs. #18 Quinnipiac (ESPN+/TSN+) T, 3-3 (SOW)

DECEMBER (1-1-0, 1-1-0 ECAC)

6 **COLGATE*** (ESPN+/SNY) W, 3-2 (OT)

7 at Colgate* (ESPN+) L, 3-6

JANUARY (3-4-2, 2-2-1 ECAC)

DESERT HOCKEY CLASSIC (TEMPE, ARIZ.)

3 vs. UMass (NCHC.tv) W, 4-2

4 at #19 Arizona State (NCHC.tv) L, 0-4

10 at Sacred Heart (FloHockey) T, 1-1 (SOW)

11 at Sacred Heart (FloHockey/SNY) L, 2-4

17 at Princeton* (ESPN+/SNY) W, 6-2

18 at #16 Quinnipiac* (ESPN+/NESN) T, 2-2 (SOW)

24 **HARVARD*** (ESPN+) W, 4-1

25 **DARTMOUTH*** (ESPN+) L, 1-6

31 at St. Lawrence* (ESPN+) L, 1-2

FEBRUARY (1-1-1, 1-1-1 ECAC)

1 at Clarkson* (ESPN+) T, 3-3 (SOW)

7 **RPI*** (ESPN+/TSN+) W, 4-2

8 **UNION*** (ESPN+) L, 1-4

14 at Brown* (ESPN+) 7 p.m.

15 at Yale* (ESPN+) 7 p.m.

21 **CLARKSON*** (ESPN+) 7 p.m.

22 **ST. LAWRENCE*** (ESPN+) 6 p.m.

28 at Union* (ESPN+) 7 p.m.

MARCH

1 at RPI* (ESPN+) 7 p.m.

All game times Eastern, subject to change

* - Denotes Ivy League contest

Bold Red CAPS denotes home game



MEDIA CONTACT

MARSHALL HAIM

Assistant Director of Athletic Communications

✉ mh2348@cornell.edu

☎ (716) 465-4945 (mobile)

CORNELL BIG RED

AT

BROWN BEARS

GAME NO. 24 | FRIDAY, FEB. 14 | 7 P.M. | PROVIDENCE, R.I. | MEEHAN AUDITORIUM | CORNELL LEADS SERIES, 88-44-8

9-8-6

OVERALL

6-6-4

ECAC HOCKEY

—/—

USCHO/USA TODAY

11-10-2

OVERALL

7-8-1

ECAC HOCKEY

—/—

USCHO/USA TODAY

Mike Schafer

30TH SEASON AS HEAD COACH

551-297-117 (.632)

30TH SEASON AT CORNELL

Brendan Whittet

16TH SEASON AS HEAD COACH

142-270-58 (.364)

16TH SEASON AT BROWN

CORNELL BIG RED

AT

YALE BULLDOGS

GAME NO. 25 | SATURDAY, FEB. 15 | 7 P.M. | NEW HAVEN, CONN. | INGALLS RINK | CORNELL LEADS SERIES, 92-63-10

9-8-6

OVERALL

6-6-4

ECAC HOCKEY

—/—

USCHO/USA TODAY

5-16-2

OVERALL

4-10-2

ECAC HOCKEY

—/—

USCHO/USA TODAY

Mike Schafer

30TH SEASON AS HEAD COACH

551-297-117 (.632)

30TH SEASON AT CORNELL

Keith Allain

19TH SEASON AS HEAD COACH

281-249-53 (.527)

19TH SEASON AT YALE

WEEKEND INFORMATION

FRIDAY BROADCAST



Play-by-Play: Mike Rubin

Live Stats: cornellbigred.com

SATURDAY BROADCAST



Play-by-Play: Justin Gallanty

Analyst: Rob Ciambra

Live Stats: cornellbigred.com

RADIO BROADCASTS



Play-by-Play: Jason Weinstein

Radio Stream: cortacatoday.com

PUCK DROP

► The Cornell men's hockey team returns to the road following its weekend split against RPI and Union at Lynah Rink as its final pair of Ivy League contests this weekend on the road against Brown (11-10-2, 7-8-1 ECAC Hockey) and Yale (5-16-2, 4-10-2 ECAC Hockey).

► Puck drop for both contests are slated for 7 p.m. and will be broadcast on ESPN+. **JASON WEINSTEIN** will have the call over the airwaves on WHCU (870 AM, 97.7 FM, cortacatoday.com).

WEEKEND REWIND

► Cornell is coming off a weekend split against Capital Region opponents RPI and Union at Lynah Rink last weekend, as the Big Red defeated RPI, 4-2, in the weekend opener. Junior forward **NICK DeSANTIS** (one goal, one assist) and senior defenseman **TIM REGO** (two assists) powered the Big Red to the victory. Senior forwards **KYLE PENNEY** and **JACK O'LEARY** also scored in the win.

► Union junior forward Brandon Buhr recorded the first hat trick at Lynah Rink since St. Lawrence's John Poapst on March 5, 1999, to pace the Garnet Chargers to their 4-1 victory on Saturday night. Buhr's hat trick was the first time an opponent had scored three times against Cornell since Nov. 5, 2016, when Harvard's Lewis Zerter-Gossage had a hat trick at the Bright-Landry Hockey Center in Cambridge, Mass.

► Senior forward **KYLER KOVICH** logged the lone goal in the setback for the Big Red, as senior forward **ONDREJ PSENICKA** and Rego notched assists on the tally. All three players enter this weekend riding point streaks, highlighted by Psenicka's ECAC Hockey-leading six-game point streak.

BEARS & BULLDOGS & WINS, OH MY!

► Cornell has fared well against its Ivy League rivals recently, amassing 16 wins and going unbeaten in 18 of its last 19 meetings against Brown and Yale (16-1-2).

► The Big Red has swept each of the last two regular-season trips to southern New England, outscoring the Bears and Bulldogs by a combined 20-3.

► Should Cornell win both games this weekend, it will mark the second time since Brown and Yale became travel partners in the 2005-06 season that the Big Red has swept the Bears and Bulldogs in the road portion of the regular-season series for three consecutive seasons. The first occurrence happened during the initial three years of the travel partnership (2005-06, 2006-07, and 2007-08).

► Across its last eight road games versus Brown and Yale, Cornell is 7-1-0 and has outscored the opposition by a gaudy 31-5 clip. The most goals allowed during the span was in a 2-1 loss to Brown (Feb. 1, 2022).

► Over the last 16 road games against Brown and Yale, Cornell has posted an 11-2-3 record (.781), averaging 3.31 goals per game and allowing just 1.38 goals while logging six shutouts.

► Dating back to the 2013-14 season, Cornell is unbeaten in 39 of its last 43 overall games against Brown and Yale, posting a 31-4-8 record (.814) and having a plus-73 edge in goals scored (140-67).

► Senior goaltender **IAN SHANE** has an 8-1-2 record with a 0.99 goals-against average and .941 save percentage in 11 career appearances against Brown and Yale.

2024-25 CORNELL MEN'S HOCKEY ROSTER

NO	NAME	POS	HT	WT	YR	S/C	HOMETOWN	LAST TEAM	NHL	YR / RD / PICK
3	Jack O'Brien	D	6-0	184	Jr.	L	White Rock, British Columbia	Nanaimo Clippers (BCHL)		
4	Hank Kempf	D	6-2	203	Sr.	L	Wilmette, Ill.	Muskegon Lumberjacks (USHL)		2021 / 7 / 208
5	Hoyt Stanley	D	6-3	203	So.	R	West Vancouver, British Columbia	Victoria Grizzlies (BCHL)		2023 / 4 / 108
6	George Fegasar	D	6-2	212	So.	R	Richmond Hill, Ontario	Muskegon Lumberjacks (USHL)		2022 / 3 / 83
7	Jimmy Rayhill	D	5-9	174	Sr.	R	New Hartford, N.Y.	Odessa Jackalopes (NAHL)		
8	Luke Devlin	F	6-3	209	So.	L	Memphis, Tenn.	West Kelowna Warriors (BCHL)		2022 / 6 / 182
9	Jack O'Leary	F	5-7	158	Sr.	R	St. James, N.Y.	Cedar Rapids RoughRiders (USHL)		
10	Jake Kraft	F	5-8	180	So.	L	Churchville, N.Y.	Cedar Rapids RoughRiders (USHL)		
11	Sean Donaldson	F	5-11	192	Jr.	L	Vancouver, British Columbia	Nanaimo Clippers (BCHL)		
12	Tim Rego	D	6-0	186	Sr.	R	Mansfield, Mass.	Brooks Bandits (AJHL)		
13	Marian Mosko	D	5-11	181	So.	L	Visolaje, Slovakia	Fargo Force (USHL)		
14	Ryan Walsh	F	6-1	188	So.	R	Rochester, N.Y.	Cedar Rapids RoughRiders (USHL)		2023 / 6 / 188
15	Tyler Catalano	F	6-4	216	So.	R	St. Louis, Mo.	Youngstown Phantoms (USHL)		
16	Charlie Major	F	5-10	180	Fr.	R	Skaneateles, N.Y.	Chicago Steel (USHL)		
17	Dalton Bancroft	F	6-3	207	Jr.	R	Madoc, Ontario	Trenton Golden Hawks (OJHL)		
18	Kyler Kovich	F	6-2	185	Sr.	L	Coquitlam, British Columbia	Tri-City Storm (USHL)		
19	Sullivan Mack	F	6-1	194	Sr.	L	Anchorage, Alaska	Salmon Arm Silverbacks (BCHL)		
21	Ben Robertson	D	5-11	191	So.	L	Potomac Falls, Va.	Waterloo Black Hawks (USHL)		
22	Kyle Penney	F	6-1	210	Sr.	L	Lawrencetown, Nova Scotia	Chilliwack Chiefs (BCHL)		
23	Winter Wallace	F	6-4	222	Jr.	R	Boulder, Colo.	Youngstown Phantoms (USHL)		
24	Nicholas Wolfenberg	D	6-2	212	Fr.	R	Calgary, Alberta	Okotoks Oilers (BCHL)		
26	Ondrej Psenicka	F	6-6	209	Sr.	L	Praha, Czechia	Waterloo Black Hawks (USHL)		
27	Michael Suda	D	6-1	187	Sr.	L	Cheektowaga, N.Y.	Fargo Force (USHL)		
28	Nick DeSantis	F	5-9	163	Jr.	R	Collegeville, Pa.	Madison Capitols (USHL)		
29	Parker Murray	F	6-5	229	Fr.	L	Manhattan Beach, Calif.	Chilliwack Chiefs (BCHL)		
30	Ian Shane	G	6-0	176	Sr.	L	Manhattan Beach, Calif.	Bismarck Bobcats (NAHL)		
33	Remington Keopple	G	6-2	184	Jr.	L	New Richmond, Wis.	Des Moines Buccaneers (USHL)		
37	Justin Katz	G	6-1	176	Fr.	R	Montréal, Québec	Powell River Kings (BCHL)		
38	Jonathan Castagna	F	6-2	200	So.	L	Etobicoke, Ontario	St. Andrew's College		2023 / 3 / 70

COACHING AND SUPPORT STAFF

Head Coach:	Mike Schafer '86
Associate Head Coach:	Casey Jones '90
Assistant Coach:	Sean Flanagan
Dir. of Hockey Ops./Ast. Coach:	Corey Leivermann
Equipment Manager:	Sean Schmidt
Athletic Trainer:	Kait Petryszyn
Team Physician:	Dr. Dave Wentzel
Strenght & Conditioning:	Mike Missen

PRUH-NUHN-SEE-AY-SHN GUIDE



















4	Hank Kempf	KEHM-pf
6	George Fegasar	fehG-AIR-ess
12	Tim Rego	REE-go
13	Marian Mosko	MAA-skau
17	Dalton Bancroft	BAN-crawft
18	Kyler Kovich	KOH-vich
26	Ondrej Psenicka	AWN-dray zeh-NEET-skuh
27	Michael Suda	SOO-duh
28	Nick DeSantis	duh-SAN-tuhs
33	Remington Keopple	KEH-puhl
38	Jonathan Castagna	KUH-stan-yuh
HC	Mike Schafer	SHAY-fuhr
AT	Kait Petryszyn	puh-TRISH-in

ROSTER BREAKDOWN

BY CLASS

FRESHMAN (4)	SOPHOMORES (9)	JUNIORS (6)	SENIORS (10)
16 Major	5 Stanley	3 O'Brien	4 Kempf
29 Wolfenberg	6 Fegasar	11 Donaldson	7 Rayhill
24 Murray	8 Devlin	17 Bancroft	9 O'Leary
37 Katz	10 Kraft	23 Wallace	12 Rego
	13 Mosko	28 DeSantis	18 Kovich
	14 Walsh	33 Keopple	19 Mack
	15 Catalano		22 Penney
	21 Robertson		26 Psenicka
	38 Castagna		27 Suda
			30 Shane

BY STATE

 New York	6	 Colorado	1	 Pennsylvania	1
 British Columbia	4	 Czechia	1	 Québec	1
 Ontario	3	 Illinois	1	 Slovakia	1
 California	2	 Massachusetts	1	 Tennessee	1
 Alaska	1	 Missouri	1	 Virginia	1
 Alberta	1	 Nova Scotia	1	 Wisconsin	1

CORNELL QUICK FACTS

GENERAL INFORMATION

Location:	Ithaca, N.Y.
Enrollment:	26,284 (16,071 undergraduate)
Founded:	1865
Nickname:	Big Red
School Colors:	Carnelian Red (Pantone 187) and White
Conference:	Ivy League / ECAC Hockey
Interim President:	Michael I. Kotlikoff
Meakam Smith Director of Athletics:	Dr. Nicki Moore
Athletics Website:	CornellBigRed.com
Ticket Office Phone:	(607) 255-4247
Ticket Office Website:	BigRedTix.com
Facebook:	/CornellSports
X (formerly Twitter):	@CornellSports @CornellMHockey
Instagram:	@CornellSports @cornellMHockey

HISTORY

Seasons of Hockey:	108th
First Varsity Season:	1900-01
All-Time Record:	1240-772-166 (.607)
ECAC Hockey Regular-Season Titles (last):	11 (2020)
Ivy League Regular-Season Titles (last):	26 (2024)
ECAC Hockey Championship Titles (last):	13 (2024)
NCAA Tournament Appearances (last):	24 (2024)
Most Consecutive NCAA Appearances:	4 (1967-70)
Frozen Four Appearances:	8 (2003)
National Championships:	2 (1967, 1970)
NCAA Tournament Record:	21-25 (.457)

LYNAH RINK

Year Opened (Season):	1957 (68th)
Capacity:	4,267
All-Time Record:	620-235-73 (.707)
Under Mike Schafer:	291-110-48 (.702)

COACHING / SUPPORT STAFF

Head Coach:	Mike Schafer (Cornell '86)
Record at Cornell:	551-297-117 (.632)
Overall Record:	Same as above
Associate Head Coach:	Casey Jones (Cornell '90)
Assistant Coach:	Sean Flanagan (St. Lawrence '10)
Dir. of Hockey Ops./Ast. Coach:	Corey Leivermann (Gustavus Adolphus '14)
Equipment Manager:	Sean Schmidt (Ferris State '09)
Athletic Trainer:	Kait Petryszyn (SUNY Cortland '22)

2023-24 IN REVIEW

Overall Record:	22-7-6 (.714)
ECAC Hockey Record (Finish):	12-6-4 (.636) — 2nd
Home Record:	10-3-2 (.733)
Road Record:	8-3-2 (.692)
Neutral Record:	4-1-2 (.714)
ECAC Hockey Tournament:	No. 2 seed / Championship Beat St. Lawrence in ECAC Hockey Championship, 3-1
NCAA Tournament:	No. 3 seed / Regional Final Beat Maine in semis, 3-1; Lost to Denver in final, 2-1
USCHO.com Poll Ranking (final):	9th
USA Hockey/The Rink Live Poll Ranking (final):	9th

2024-25 TEAM INFORMATION

Letterwinners Returning / Lost:	25 / 3
Newcomers:	4
Fr / So / Jr / Sr:	4 / 10 / 6 / 10

#YELLCORNELL

TALE OF THE TAPE

as of 2/12/25

	C	B	Y
Overall Record	9-8-6	11-10-2	5-16-2
60-Minute Record	8-8-7	10-10-3	5-16-2
Overtime Record	1-0-6	1-0-2	0-0-2
Shootout Record	5-1	2-0	1-1
Team Offense	2.74	2.61	2.22
National Rank	37th	44th	56th
Conference Offense	2.75	2.38	2.31
Conference Rank	T-6th	T-9th	11th
Team Defense	2.61	2.30	4.00
National Rank	23rd	10th	61st
Conference Defense	2.63	2.56	3.50
Conference Rank	8th	T-5th	11th
PP Percentage	.113	.190	.183
National Rank	62nd	41st	42nd
Conference PP. Pct.	.154	.159	.176
Conference Rank	10th	9th	8th
Penalty Kill Pct.	.803	.776	.667
National Rank	31st	46th	64th
Conference PK Pct.	.780	.796	.733
National Rank	9th	7th	11th

FACEOFF PERCENTAGES

C	CORNELL (54.1%; 10th)	W	L	PCT
38	Jonathan Castagna	204	148	.580
14	Ryan Walsh	260	211	.552
16	Charlie Major	73	67	.521
15	Tyler Catalano	73	69	.514
18	Kyler Kovich	41	41	.500

B	BROWN (49.7%; 33rd)	W	L	PCT
17	Mike Cataldo	74	62	.544
12	Max Scott	339	289	.540
11	Tyler Kopff	52	48	.520
8	Ryan Shostak	116	159	.422
55	Brian Nicholas	80	113	.415

Y	YALE (44.6%; 61st)	W	L	PCT
10	Zach Wagnon	118	121	.494
17	William Dineen	215	234	.479
27	Donovan Frias	162	225	.419
26	Elan Bar-Lev-Wise	72	109	.398
16	David Andreychuk	12	25	.324

HOCKEY HUMANITARIAN AWARD

► After being one of 14 nominees for the 2025 Hockey Humanitarian Award, senior defenseman **HANK KEMPF** was announced as one of five finalists on Wednesday afternoon by the Hockey Humanitarian Award Foundation.

► Joining Kempf as finalists are Bemidji State's Kendra Fortin, Boston College's Keri Clougherty, Merrimack's Raice Szott, and St. Lawrence's Sarah Thompson.

► Kempf is the fourth consecutive nominee from either Big Red hockey program and the sixth finalist from Cornell for the award. He joins former women's hockey players **ERIN SCHMALZ** ('99), **ALYSSA GAGLIARDI** ('14), and **MORGAN RICHARDSON** ('16). Additionally, **SAM PAOLINI** ('03) is the only other men's player to have been named a finalist, winning the award in 2003.

► Since introducing the award in 1997, Kempf's nomination marked the 10th time a Big Red player has been nominated for the Hockey Humanitarian Award. He is the lone Big Red student-athlete to be nominated multiple times. Kempf's nomination was the fifth time a member of the Cornell men's program was up for the prestigious award, joining Paolini, **TOPHER SCOTT** '08, and **ANDY ILES** '10.

CZECH THIS POINT STREAK OUT!

► Senior forward **ONDREJ PSENICKA** heads into this weekend with a six-game point streak, which ties him with four other UMass players for the seventh-longest active streak in Division I hockey. Additionally, Psenicka's streak is the longest active point streak in ECAC Hockey.

► Should Psenicka extend his point streak Friday, he would tie Colgate's Max Nagel and Dartmouth's Nikita Nikora for the eighth-longest point streak in ECAC Hockey this season while being the first Cornell player with a seven-game point streak since defenseman **BEN ROBERTSON** opened his collegiate career last year with points in his first seven games. No Cornell forward has had a seven-game point streak since **MATT STIENBURG** (11 games — Oct. 30, 2021, and Jan. 1, 2022).

► With points in both games this weekend, Psenicka would enter a five-way tie for the fourth-longest point streak in ECAC Hockey this season. No Cornell player has had an eight-game point streak since former Big Red defenseman **SAM MALINSKI** had a 10-game point streak between Dec. 30, 2022, and Feb. 4, 2023.

CORNELL RECORD BOOK

HOCKEY HUMANITARIAN AWARD NOMINEES *Cornell Program History*

PLAYER	SEASON	FINALIST?
Erin Schmalz	1998-99	Yes
Colette Bredin	1999-00	No
Leona Bilodeau	2000-01	No
Sam Paolini	2002-03	Won
Topher Scott	2007-08	No
Andy Iles	2013-14	No
Alyssa Gagliardi	2013-14	Yes
Morgan Richardson	2015-16	Yes
► Hank Kempf	2023-24	Yes
► Hank Kempf	2024-25	Yes

NCAA LEADERS

LONGEST ACTIVE POINT STREAKS *Division I Hockey (as of 2/12/25)*

PLAYER	SCHOOL	STREAK
T.J. Hughes	Michigan	13
Mac Gadowsky	Army	11
Matthew Kursonis	Holy Cross	9
Ryan Leonard	Boston College	8
Matt Hubbarde	Alaska	7
Sam Harris	Denver	7
Cole O'Hara	UMass	6
Jack Musa	UMass	6
Lucas Mercuri	UMass	6
Kenny Connors	UMass	6
► Ondrej Psenicka	Cornell	6

MEDIA INFORMATION

ATHLETIC COMMUNICATIONS

Jeremy Hartigan

Sr. Associate Director of Athletics for Communications

Marshall Haim

Assistant Director of Athletic Communications (MIH)

Phone: (716) 465-4945

Email: mh2348@cornell.edu

TBA

Assistant Director of Athletic Communications

Aaron Kelly

Assistant Director of Athletic Communications

Sydney Duenckel

Athletic Communications Intern

Emily Sweeney

Athletic Communications Intern

MEDIA CREDENTIALS

► All media credential requests must be submitted to the Cornell men's hockey SID, Marshall Haim, at least 48 hours in advance of the desired game(s) in which the media member(s) are requesting.

► If approved for media credentials, media members can acquire their credential at the will-call window inside Bartels Hall, the building connected to the east of Lynah Rink.

WEEKLY MEDIA AVAILABILITY

► **MIKE SCHAFER** '86 and requested Cornell men's hockey student-athletes will be made available to the media each week throughout the season. Media availability will be held following every Tuesday practice, at approximately 5 p.m. Times and dates subject to change. Specific student-athlete requests should be made through Cornell's athletic communications office at least 24 hours in advance.

INTERVIEW REQUESTS

► Outside of weekly media availability, interview requests for student-athletes and coaching staff members may be requested through the Cornell athletic communications office. Every interview request will be attempted to be accommodated, but student-athletes are requested to not miss any classes, study halls, practices, or any potential medical treatments.

PRACTICES

► All Cornell men's hockey practices and morning skates are not open to the public.

POSTGAME INTERVIEWS

► **MIKE SCHAFER** '86, the Jay R. Bloom '77 Head Coach of Cornell Men's Ice Hockey, and selected student-athletes will be made available to the media following a 10-minute cooling down period.

► All postgame interviews involving Cornell at Lynah Rink will be conducted inside the hockey office. On the road, postgame interviews will take place in a designated area or outside the team's dressing room.

DRESSING ROOM ACCESS

► The Cornell men's hockey dressing room, both at home and on the road, is closed to all media members.

LYNAH RINK PRESS BOX

► Line charts and game notes will be made available for the working media inside the Lynah Rink press box at least 90 minutes prior to puck drop. Wireless internet access is available inside Lynah Rink for working media members only.

**CORNELL
HOCKEY**

THIS DAY IN CORNELL MEN'S HOCKEY HISTORY

FEB.

14

Cornell is 9-8-3 all-time on Feb. 14; 3-3-2 under **MIKE SCHAFER**

Feb. 14, 2003: In the only other previous meeting between Cornell and Brown on Valentine's Day, **SHANE HYNES** and **CHRIS ABBOTT** scored for the Big Red in its 2-2 tie at Meehan Auditorium. Brent Robinson scored the game-tying goal at the 15:52 mark of the third period for Brown, as Yann Danis made 44 saves.

KILL, RED, KILL

► Cornell's penalty kill has excelled recently, killing 29 of its opponent's last 34 power-play opportunities (88.2 percent), ranking as the seventh-best penalty kill in Division I hockey since Jan. 4.

► Among the teams with penalty kill percentages north of 88 percent since Jan. 4, Cornell is one of four ECAC Hockey programs to be ranked within the top seven, joined by Colgate (93.8 percent — 30-of-32), Quinnipiac (93.3 percent — 28-of-30), and Clarkson (89.7 percent — 26-of-29).

► Since its 3-3 tie against Quinnipiac on Jan. 18, Cornell has gone 20-of-22 (90.9 percent) on the penalty kill, one of 12 programs to have at least a 90 percent success rate, five of which are ECAC Hockey programs.

► The two power-play goals allowed by the Big Red since Jan. 18 are tied with eight other programs (Arizona State, Army, Clarkson, Holy Cross, Maine, Quinnipiac, Union, and Vermont) for the ninth-fewest in Division I hockey.

2K SHANE

► Following his first save against St. Lawrence on Jan. 31, senior goaltender **IAN SHANE** recorded his 2,000th save, becoming Cornell's 10th goaltender to achieve the milestone, joining **ANDY ILES** '14, **BEN SCRIVENS** '10, **JASON ELLIOTT** '98, **MITCH GILLAM** '17, **CORRIE D'ALESSIO** '91, **BRIAN HAYWARD** '82, **DAVID MCKEE** '06, **DARREN ELIOT** '83, and **MATT UNDERHILL** '02.

► Entering this weekend, Shane trails Eliot by 47 saves for the eighth-most stops by a Cornell goaltender in program history while ranking 15th among active Division I goaltenders for career saves.

► Shane is one of eight active goaltenders to have recorded all of their saves with the same team, joining Bemidji State's Mattias Sholl (2,573), Colorado College's Kaidan Mbereko (2,306), Bowling Green's Christian Stoeber (2,297), Omaha's Simon Latkoczy (2,208), RPI's Jack Watson (2,125), Air Force's Guy Blessing (2,064), and St. Thomas' Aaron Trotter (2,059).

JONNY-ON-THE-DOT

► Since the calendar year flipped to 2025, sophomore forward **JONATHAN CASTAGNA** has been one of Cornell's go-to players for taking faceoffs.

► Castagna has won 126 of the 201 draws he's taken in the new year, leading to a 62.1 percent success rate that ranks as the third-best faceoff win percentage among Division I players with at least 110 faceoff wins during the timeframe, trailing Western Michigan's Tim Washe (71.8 percent — 122-of-170) and Colorado College's Klavs Veinbergs (64.0 percent — 110-of-172).

► The 126 faceoff wins recorded by Castagna are tied with Denver's Carter King, Harvard's Casey Severo, and Robert Morris' Cameron Garvey for the seventh-highest total in the new year, trailing Brown's Max Scott (211), Air Force's Clayton Cosentino (165), Wisconsin's Gavin Morrissey (142), Niagara's Tyler Wallace (133), Michigan State's Charlie Stramel (129), and Michigan's T.J. Hughes (127).

► Castagna has won a team-leading 58.4 percent of the faceoffs (209-of-358) this season, ranking 13th among Division I players and third among ECAC Hockey players with at least 200 faceoff wins. Only Clarkson's Ellis Rickwood (59.8 percent — 318-of-532) and Quinnipiac's Victor Czerneckianair (58.5 percent — 258-of-441) have higher percentages.

NCAA LEADERS

TOP PENALTY KILL PERCENTAGES

Since Jan. 18 (as of 2/12/25)

TEAM	oPPG	oPPo	PK%
Colgate	0	20	1.000
Bentley	0	18	1.000
Western Michigan	0	11	1.000
Bowling Green	1	16	.938
Notre Dame	1	14	.929
Dartmouth	1	13	.923
Minnesota State	1	13	.923
Union	2	24	.917
Clarkson	2	23	.913
Arizona State	2	22	.909
► Cornell	2	22	.909
Holy Cross	2	21	.905

CORNELL RECORD BOOK

MOST GOALTENDER SAVES

Cornell Program History

	PLAYER	SEASONS	SAVES
1.	Andy Iles	2010-14	2,988
2.	Ben Scrivens	2006-10	2,872
3.	Jason Elliott	1994-98	2,462
4.	Mitch Gillam	2013-17	2,403
5.	Corrie D'Alessio	1987-91	2,228
6.	Brian Hayward	1978-82	2,225
7.	David McKee	2003-06	2,208
8.	Darren Eliot	1979-83	2,143
► 9.	Ian Shane	2021-Pres.	2,096
10.	Matt Underhill	1998-02	2,052

NCAA LEADERS

TOP FACEOFF WIN PERCENTAGES (Min. 110 FOW)

Since Jan. 1

PLAYER	SCHOOL	FO%
Tim Washe	Western Mich.	.718
Klavs Veinbergs	Colorado Coll.	.640
► Jonathan Castagna	Cornell	.621
Gavin Morrissey	Wisconsin	.615
Ellis Rickwood	Clarkson	.601
Glebs Prohorenkovs	Niagara	.596
Noah Laba	Colorado Coll.	.592

NCAA RANKINGS

DCU / USCHO.com Poll (as of 2/10/25)
Bold denotes Cornell opponent in 2024-25

TEAM	RECORD	LAST	PTS
1. Boston College (50)	21-4-1	1	1000
2. Michigan State	22-5-3	2	912
3. Western Michigan	20-5-1	4	888
4. Minnesota	21-6-3	3	881
5. Maine	18-5-4	5	816
6. Denver	20-7-1	6	721
7. Providence	16-7-5	7	673
8. Ohio State	18-8-2	9	661
9. Boston University	15-10-1	8	553
10. Arizona State	17-10-1	12	521
11. UConn	15-10-3	11	491
12. Michigan	16-12-2	13	440
13. UMass Lowell	14-10-3	10	401
14. Minnesota State	20-8-2	15	341
15. Quinnipiac	17-9-2	14	331
16. UMass	15-11-2	18	221
17. North Dakota	14-11-2	16	211
18. Penn State	14-11-3	RV	77
19. Colorado College	14-13-1	20	70
20. Omaha	16-11-1	RV	66

Receiving votes: Augustana (63), Clarkson (35), Holy Cross (27), Colgate (26), Union (18), Wisconsin (15), New Hampshire (12), Sacred Heart (10), Dartmouth (8), Bentley (6), Merrimack (3), Bowling Green (2)

USA Hockey/The Rink Live Poll (as of 2/10/25)
Bold denotes Cornell opponent in 2024-25

TEAM	RECORD	LAST	PTS
1. Boston College (34)	21-4-1	1	680
2. Michigan State	22-5-3	2	631
3. Minnesota	21-6-3	3	610
4. Western Michigan	20-5-1	4	585
5. Maine	18-5-4	5	548
6. Denver	20-7-1	6	491
7. Providence	16-7-5	7	476
8. Ohio State	18-8-2	11	443
9. Boston University	15-10-1	8	373
10. UConn	15-10-3	10	356
11. Arizona State	17-10-1	12	341
12. Michigan	16-12-2	13	312
13. UMass Lowell	14-10-3	9	297
14. Quinnipiac	17-9-2	14	224
15. Minnesota State	20-8-2	15	215
16. UMass	15-11-2	18	153
17. North Dakota	14-11-2	16	113
18. Penn State	14-11-3	RV	80
19. Colgate	15-10-3	RV	43
20. Omaha	16-11-1	RV	32

Receiving votes: Augustana (28), Clarkson (25), Colorado College (25), New Hampshire (25), Union (16), Wisconsin (9), Dartmouth (4), Bentley (1)

THIS DAY IN CORNELL MEN'S HOCKEY HISTORY

FEB.

15

Cornell is 11-8-2 all-time on Feb. 15; 4-3-1 under MIKE SCHAFER

Feb. 15, 1969: JOHN HUGHES scored four goals, notching his second consecutive hat trick, as part of a seven-point night as Cornell registered the 18th of 33 straight Ivy League wins in a 13-2 victory over Dartmouth at Lynah Rink. BRIAN CORNELL also had seven points (two goals, five assists) in the winning effort.

LUCK OF THE DRAW

► The success that sophomore forwards RYAN WALSH (260 faceoff wins, 55.2 percent) and JONATHAN CASTAGNA (209 faceoff wins, 58.4 percent) have had at the faceoff dot this season has led Cornell to be one of 10 Division I programs with multiple players that have tallied 200-plus faceoff wins and won at least 55 percent of the draws they've taken, joining St. Cloud State (three), Colorado College, Denver, Maine, Niagara, North Dakota, North-eastern, Penn State, and Wisconsin (two apiece).

► Walsh's team-leading 260 faceoff wins are tied with Northeastern's Jack Williams for the 37th-highest total in Division I hockey and ranks fourth in ECAC Hockey, trailing Brown's Max Scott (339), Clarkson's Ellis Rickwood (318), and RPI's Jakob Lee (274).

► Walsh is averaging 11.30 faceoff wins per game, the 11th-best average in Division I hockey among players with at least 200 faceoff wins, while ranking third in ECAC Hockey, only behind Scott (14.74) and Rickwood (11.36).

JOINING RAREFIED COMPANY

► With his appearance against Quinnipiac on Jan. 18, senior goaltender IAN SHANE became the fourth Big Red goaltender in program history to appear in 100 career games with Cornell, joining ANDY ILES '14 (118 games), BEN SCRIVENS '10 (117 games), and DAVID McKEE '06 (102 games).

► Shane is one of six active Division I goaltenders to have appeared in 100 career games, joining Western Michigan's Cameron Rowe (120), Wisconsin's Tommy Scarfone (113), Boston University's Mathieu Caron (110), Clarkson's Ethan Langenegger (109), Bemidji State's Mattias Sholl (107), and Minnesota's Liam Souliere (101).

► Of the seven goaltenders with 100-plus appearances, Shane and Sholl are the lone two players to have played all their games with the same program.

SHANE'S WORLD, IT'S PARTY TIME, EXCELLENT!

► Senior goaltender IAN SHANE has excelled inside the blue paint during his time on East Hill. Over his 106 career appearances between the pipes for the Big Red, Shane has a 57-29-16 record with a 1.87 goals-against average and a .916 save percentage.

► Shane's 57 career victories rank sixth among Cornell goaltenders in program history. Entering this weekend, Shane is one win shy of tying ANDY ILES '14 for fifth in program history. The 57 wins are the third-highest total among active Division I goaltenders, trailing Western Michigan's Cameron Rowe (68) and Wisconsin's Tommy Scarfone (64), and is one of six goaltenders to have at least 50 victories, joined by Boston University's Mathieu Caron (54), Denver's Matt Davis (53), and Boston College's Jacob Fowler (51).

► After making 24 saves in a 5-0 victory over Princeton on Nov. 23, Shane earned his 12th career shutout, tying Scarfone for the most shutouts by an active Division I goaltender. Both netminders have two more shutouts than Bentley's Connor Hasley.

► With his next shutout, Shane would up his total to 13, matching Cornell Athletics and Hockey Hall of Famer KEN DRYDEN '69 for the fourth-most blankings by a Big Red goaltender in program history.

ECAC HOCKEY LEADERS

MOST FACEOFF WINS THIS SEASON
ECAC Hockey Leaders (as of 2/12/25)

PLAYER	SCHOOL	FOW
Max Scott	Brown	339
Ellis Rickwood	Clarkson	318
Jakob Lee	RPI	274
► Ryan Walsh	Cornell	260
Victor Czerneckianair	Quinnipiac	258

TOP FACEOFF WIN PERCENTAGES (Min. 200 FOW)
ECAC Hockey Leaders (as of 2/12/25)

PLAYER	SCHOOL	FO%
Ellis Rickwood	Clarkson	.598
Victor Czerneckianair	Quinnipiac	.585
► Jonathan Castagna	Cornell	.580
Jakob Lee	RPI	.556
► Ryan Walsh	Cornell	.552

NCAA RECORD BOOK

CAREER GAMES PLAYED LEADERS
Active Division I Goaltenders

PLAYER	SCHOOL(S)	GP
Cameron Rowe	Wisconsin, WMU	121
Tommy Scarfone	RIT, Wisconsin	115
Mathieu Caron	Brown, Boston Univ.	110
Ethan Langenegger	Lake State, Clarkson	110
Mattias Sholl	Bemidji State	109
► Ian Shane	Cornell	106
Liam Souliere	Penn St., Minnesota	101

NOTE: Bold italics denotes current team

CORNELL RECORD BOOK

MOST GOALTENDER WINS
Cornell Program History

PLAYER	SEASONS	WINS
1. Ken Dryden	1966-69	76
2. David McKee	2003-06	65
Ben Scrivens	2006-10	65
4. Matthew Galajda	2017-20	60
5. Andy Iles	2010-14	58
► 6. Ian Shane	2021-Pres.	57

MOST GOALTENDER SHUTOUTS
Cornell Modern Era (Since 1957-58)

PLAYER	SEASONS	SHO
1. Ben Scrivens	2006-10	19
Matthew Galajda	2017-20	19
3. Dave McKee	2003-06	18
4. Ken Dryden	1966-69	13
► 5. Ian Shane	2021-Pres.	12

PAIRWISE RANKINGS

NCAA PAIRWISE RANKINGS (as of 2/12/25)
Bold denotes Cornell opponent in 2024-25

TEAM	RECORD	PCWs	RPI
1. Boston College	21-5-1	63	.6338
2. Michigan State	22-5-3	62	.6183
3. Minnesota	21-6-3	61	.5938
4. Maine	18-5-4	60	.5919
5. Western Michigan	20-5-1	59	.5878
6. Boston University	16-10-1	58	.5746
7. Providence	16-7-5	57	.5734
8. Ohio State	18-8-2	55	.5731
UConn	15-10-3	55	.5723
10. Denver	20-7-1	54	.5708
11. UMass Lowell	14-10-3	53	.5587
12. Michigan	16-12-2	52	.5543
13. Arizona State	17-10-1	51	.5463
14. UMass	15-11-2	50	.5445
15. Quinnipiac	17-9-2	49	.5435
16. Penn State	14-11-3	48	.5358
17. Minnesota State	20-8-2	47	.5348
18. New Hampshire	11-12-3	45	.5250
Colgate	15-10-3	45	.5221
20. Merrimack	12-15-1	44	.5198
21. Dartmouth	12-9-2	43	.5210
22. Wisconsin	11-16-3	42	.5195
23. North Dakota	14-11-2	41	.5185
24. Augustana	16-9-3	40	.5177
25. Clarkson	16-9-3	39	.5124
26. Vermont	10-13-3	38	.5156
27. Omaha	16-11-1	37	.5116
28. Holy Cross	17-11-2	36	.5104
29. Sacred Heart	17-10-5	35	.5105
30. Bentley	16-12-2	33	.5104
Cornell	9-8-6	33	.5088
32. Northeastern	9-14-3	32	.5087
33. Colorado College	14-13-1	31	.5074
34. Union	16-9-3	29	.5048
35. LIU	13-11-2	28	.5040
St. Cloud State	11-16-1	28	.5014
37. Michigan Tech	15-11-2	27	.4983
38. Alaska	9-11-6	26	.4928
39. Bowling Green	15-10-4	25	.4939
40. Minnesota Duluth	10-15-1	24	.4928
Princeton	10-11-2	24	.4892
42. Harvard	8-13-2	22	.4898
Brown	11-10-2	22	.4859
44. St. Thomas	12-13-5	21	.4826
Notre Dame	9-18-1	21	.4810
46. Niagara	15-12-3	17	.4717
Lake Superior State	10-16-2	17	.4708
48. Bemidji State	11-15-4	16	.4701
49. RPI	10-16-2	15	.4618
50. AIC	10-17-1	14	.4608
51. Army	12-16-1	12	.4578
Air Force	13-18-1	12	.4578
53. Ferris State	10-16-2	11	.4531
54. Yale	5-16-2	10	.4407
55. Lindenwood	6-20-2	8	.4392
St. Lawrence	8-18-2	8	.4387
57. Alaska Anchorage	5-19-5	7	.4390
58. Canisius	9-19-2	6	.4304
Robert Morris	9-17-4	6	.4298
60. Stonehill	9-21-0	5	.4236
61. Northern Michigan	5-24-1	3	.4132
62. RIT	7-22-1	2	.4089
Miami	3-21-2	2	.3991
64. Mercyhurst	4-22-4	0	.3828

MAKING A NAME FOR HIMSELF

► Senior goaltender **IAN SHANE** boasts a 1.87 career goals-against average, the 15th-best figure in Division I hockey history. Shane is among 38 goalies who have played at least 1,500 minutes between the pipes and registered a sub-2.00 goals-against average.

► Cornell has four of the top 10 career goals-against averages in NCAA history, one of two programs (Michigan State) with multiple representatives inside the top 10.

► Shane and **BEN SCRIVENS** '10 (1.93) give Cornell six of the 38 sub-2.00 career goals-against averages in NCAA history — the highest number for any Division I program. Other Division I programs to have multiple sub-2.00 goals-against averages include Quinnipiac (four), Maine (three), and Denver, Miami, Michigan State, Michigan Tech, and Notre Dame (two each).

► Among active Division I goaltenders with at least 1,500 minutes, Shane is one of three netminders with a career goals-against average below 2.00, joining Boija (1.78) and Boston College's Jacob Fowler (1.98).

► Shane's .9165 save percentage enters this weekend ranked as the 12th-highest figure for an active Division I goaltender with at least 1,500 minutes played. He ranks second among eligible ECAC Hockey netminders, trailing Brown's Lawton Zacher (.920).

THAT'LL LEAVE A MARK...

► Sophomore defenseman **HOYT STANLEY** blocked a career-high five shots in Cornell's loss to Dartmouth on Jan. 25, marking the fourth time he absorbed at least four shots in a game this season.

► Per data from *College Hockey News'* Stats Customizer, Stanley is tied with **REECE WILLCOX** (2014-15 & 2015-16), **ALEC MCCREA** (2017-18), **YANNI KALDIS** (2017-18), **MATTHEW NUTTLE** (2018-19), and **TIM REGO** (2023-24) for the 10th-most games with four-plus blocked shots by a Cornell player in a season since 2012-13.

► With another game with four-plus blocked shots, Stanley would be the first player to have five games with four-plus blocked shots since Hank Kempf last season.

ON THE PLUS SIDE...

► Entering this weekend's contests, senior forward **ONDREJ PSENICKA** has a career plus-minus rating of plus-52, making him one of nine Division I players with a figure north of plus-50. Psenicka is tied with Minnesota's Luke Mittelstadt for the eighth-highest career plus-minus rating among active Division I skaters.

► Senior defenseman **TIM REGO** is right behind Psenicka with his plus-49 rating, tied with Denver's Boston Buckberger and Western Michigan's Brian Kramer for the 10th-highest career plus-minus rating.

► With Psenicka and Rego's plus-minus ratings, Cornell is one of four programs (Minnesota — four; Boston College — three; Denver — two) with multiple players with plus-minus ratings of at least plus-45.

► Senior forwards **KYLE PENNEY** (plus-44) and **JACK O'LEARY** (plus-40) join Psenicka and Rego in having at least plus-40 ratings, enabling Cornell to be tied with Boston College and Minnesota for the Division I lead for the most players with plus-40 ratings. Denver (three) and Minnesota State (two) are the other programs with multiple players with plus-40 ratings.

► Psenicka's plus-52 rating is tied with **GREG MILLER** '13 for the highest career plus-minus rating in program history, dating back to 2002-03, when plus-minus ratings were first fully tracked for an entire season.

NCAA RECORD BOOK

CAREER GOALS-AGAINST AVERAGE LEADERS

All-Time Leaders (Min. 1,500 Minutes Played)

GAA, PLAYER (SCHOOL — YEARS)

1.29, David LeNeveu (Cornell — 2001-03)
1.34, Yaniv Perets (Quinnipiac — 2020-23)
1.46, Dryden McKay (Minnesota St. — 2018-22)
1.54, Ryan Miller (Michigan St. — 2000-02)
1.58, Filip Lindberg (UMass — 2018-21)
1.59, Ken Dryden (Cornell — 1967-69)
1.60, Connor Hellebuyck (UMass Lowell — 2012-14)
1.70, Matthew Galajda (Cornell & Notre Dame — 2017-21)
1.72, David McKee (Cornell — 2004-06)
1.76, Joe Blackburn (Michigan St. — 1997-01)
1.77, Albin Boija (Maine — 2023-Pres.)
1.78, Brian Elliott (Wisconsin — 2003-07)
1.84, Jimmy Howard (Maine — 2002-05)
1.85, Angus Redmond (Mich. Tech — 2016-17)
► 1.87, Ian Shane (Cornell — 2021-Pres.)

CORNELL RECORD BOOK

MOST GAMES WITH 4+ BLOCKED SHOTS

Single Season (Since 2012-13)

PLAYER	SEASON	GAMES
Joakim Ryan	2013-14	9
Reece Willcox	2013-14	8
Joakim Ryan	2012-13	5
Patrick McCarron	2015-16	5
Alec McCrea	2018-19	5
Brendan Smith	2018-19	5
Yanni Kaldis	2018-19	5
Travis Mitchell	2022-23	5
Hank Kempf	2023-24	5

NCAA LEADERS

TOP ACTIVE CAREER PLUS-MINUS RATINGS

Division I Hockey Players (as of 2/12/25)

PLAYER	SCHOOL	+/-
Jack Devine	Denver	+69
Rhett Pitlick	Minnesota State	+67
Eamon Powell	Boston College	+58
Ryan Leonard	Boston College	+57
Aiden Hansen-Bukata	Ohio State	+57
Jimmy Snuggerud	Minnesota	+55
Mike Koster	Minnesota	+53
Luke Mittelstadt	Minnesota	+52
► Ondrej Psenicka	Cornell	+52
Boston Buckberger	Denver	+49
► Tim Rego	Cornell	+49
Brian Kramer	Western Mich.	+49
Mason Nevers	Minnesota	+46
Jacob Truscott	Michigan	+46
Gabe Perreault	Boston College	+45
Quinn Hutson	Boston Univ.	+45
Zeev Buium	Denver	+44
► Kyle Penney	Cornell	+44
Josh Groll	Minnesota State	+42
Andre Gasseau	Boston College	+40
► Jack O'Leary	Cornell	+40

CORNELL NATIONALLY...



2024-25 TEAM STATISTICS (as of 2/12/25)

	STAT	NCAA	ECAC
FACEOFF WIN PERCENTAGE	.541	10th	2nd
PENALTY KILL PERCENTAGE	.803	31st	5th
POWER-PLAY PERCENTAGE	.113	62nd	12th
SCORING DEFENSE	2.61	23rd	4th
SCORING MARGIN	+0.13	31st	7th
SCORING OFFENSE	2.74	37th	7th
TOTAL ASSISTS	104	52nd	7th
PIM PER GAME	11.57	8th	1st
TOTAL POINTS	167	T-52nd	7th
TOTAL PIM	266	27th	3rd
POWER-PLAY GOALS	8	62nd	12th
SHORT-HANDED GOALS	2	T-23rd	T-8th
WIN PERCENTAGE	.522	31st	5th

2024-25 INDIVIDUAL LEADERS (as of 2/12/25)

	STAT	NCAA	ECAC
FACEOFFS WON			
Ryan Walsh	258	T-34th	4th
GAME-WINNING GOALS			
Dalton Bancroft	4	T-11th	3rd
GOALTENDER WIN PERCENTAGE			
Ian Shane	.500	T-44th	T-8th
GOALS-AGAINST AVERAGE			
Ian Shane	2.47	33rd	8th
GOALS PER GAME			
Ryan Walsh	0.47	T-85th	T-15th
SHORT-HANDED GOALS			
Dalton Bancroft	1	T-22nd	T-4th
Kyle Penney	1	T-22nd	T-4th
SHUTOUTS			
Ian Shane	1	T-36th	T-4th

CORNELL IN THE RANKINGS

DATE	PAIRWISE	USCHO	USA/TRL
Preseason	N/A	9 (585)	9 (429)
Oct. 7	N/A	7 (615)	7 (458)
Oct. 14	N/A	8 (614)	7 (465)
Oct. 21	N/A	8 (602)	8 (441)
Oct. 28	N/A	9 (579)	8 (456)
Nov. 4	N/A	6 (753)	6 (527)
Nov. 11	N/A	6 (701)	5 (505)
Nov. 18	N/A	8 (579)	7 (431)
Nov. 25	N/A	11 (463)	11 (309)
Dec. 2	15	12 (443)	12 (302)
Dec. 9	25	14 (283)	14 (189)
Dec. 16	23	16 (255)	17 (148)
Dec. 30	24	16 (250)	16 (151)
Jan. 6	27	18 (166)	20 (87)
Jan. 13	29	RV (38)	RV (31)
Jan. 20	20	RV (41)	20 (51)
Jan. 27	20	RV (15)	RV (19)
Feb. 3	25	RV (1)	RV (7)
Feb. 10	33	—	—

Pairwise not officially acknowledged until first full weekend of December due to sample size

SPREADING THE WEALTH

► Cornell saw scoring contributions from nearly every skater who appeared in at least one game last season. Of the 23 skaters who appeared in at least one contest last year, 21 registered at least one point (91.3 percent), and 19 players (82.6 percent) recorded at least two points.

► Across its first 23 games this season, Cornell has succeeded in maintaining the scoring levels achieved from last year, with 20 of the 24 skaters who have appeared in at least one game having at least one point (83.3 percent), and 19 have recorded at least two points (79.2 percent).

► The senior class leads the team in goals scored (25), having two more than the sophomore class (23), and has accounted for 69 points, one more than the sophomore class' 68 points (23 goals, 45 assists).

► Among Division I programs, Cornell's 40.7 percent of points from sophomores is the sixth-highest average, trailing Robert Morris (116 of 220 points — 52.7 percent), Army (109 of 225 points — 48.4 percent), Notre Dame (96 of 211 — 45.5 percent), RIT (77 of 178 points — 43.3 percent), and Brown (67 of 161 points — 41.6 percent).

WHAT CAN BLUE(LINERS) DO FOR YOU?

► Of the Big Red's 167 points recorded this season, 53 (eight goals, 45 assists) have come from defensemen (31.7 percent of scoring production).

► Cornell has the highest percentage of points coming from defensemen entering this weekend, ahead of ECAC Hockey rival Colgate by 18-hundredths of a point (31.6 percent — 77 of 244).

► Among Division I programs, Cornell is one of seven teams with at least 30 percent of its scoring production from blueliners. Along with Colgate, the others include Colorado College (31.4 percent — 66 of 210 points), Merrimack (31.3 percent — 56 of 179 points), Princeton (30.9 percent — 43 of 139 points), Robert Morris (30.5 percent — 67 of 220 points), and Notre Dame (30.3 percent — 64 of 211 points).

► The 45 assists by Cornell blueliners (43.3 percent of its overall assist total) are the highest average among Division I hockey programs this season and is one of two programs with at least 40 percent of its assists coming from blueliners (Merrimack — 56 of 179 — 40.9 percent).

► Senior defenseman **TIM REGO** (3-11—14) and sophomore defenseman **GEORGE FEGARAS** (1-9—10) are having standout seasons for the Big Red. Rego has established career-highs in goals (3) and points (14), while Fegaras has already more than doubled his scoring production from last year in just 17 appearances this season.

ALL HE DOES IS WIN. WIN. WIN

► **MIKE SCHAFFER '86**, the Jay R. Bloom '77 Head Coach of Cornell Men's Ice Hockey, is one of four active Division I men's hockey head coaches with at least 550 career victories, joined by Quinnipiac's Rand Pecknold (659), Mercyhurst's Rick Gotkin (611), and Notre Dame's Jeff Jackson (598).

► Schaffer is also one of six Division I head coaches with at least 500 career wins, accompanied by Air Force's Frank Serratore (518) and Ferris State's Bob Daniels (507), who will also retire following the season.

► Among all active NCAA hockey head coaches, Schaffer's 551 victories rank sixth, trailing St. Norbert's Tim Coghlin (678), Pecknold, Fitchburg State's Dean Fuller (614), Gotkin, and Jackson.

► Schaffer's 551 wins rank as the 18th-most victories by a Division I head coach in college hockey history. Schaffer is four wins shy of tying longtime Michigan Tech head coach John MacInnes, who registered 555 wins while coaching the Huskies from 1956-82.

► With his victory over Harvard on Jan. 24 at Lynah Rink, Schaffer became the 10th Division I men's hockey head coach to win at least 550 games with a single program, joining Jack Parker (Boston University), Red Berenson (Michigan), Bob Peters (Bemidji State), Pecknold, Jerry York (Boston College), Ron Mason (Michigan State), Gotkin, Richard Umile (New Hampshire), and MacInnes.

SCORING BREAKDOWN

CORNELL'S 2024-25 SCORING BREAKDOWN By Class and Position

CLASS	G	A	PTS	PCT
Freshmen	2	6	8	4.8%
Sophomores	23	45	68	40.7%
Juniors	13	9	22	13.2%
Seniors	25	44	69	41.3%
POSITION	G	A	PTS	PCT
Forwards	55	58	113	67.7%
Defensemen	8	45	53	31.7%
Goaltenders	0	1	1	0.6%

NCAA LEADERS

PERCENTAGE OF SCORING BY DEFENSEMEN This Season (as of 2/12/25)

SCHOOL	DG	DA	DP	TP	PCT
► Cornell	8	45	53	167	31.7%
Colgate	24	53	77	244	31.6%
Colorado College	18	48	66	210	31.4%
Merrimack	11	45	56	179	31.3%
Princeton	16	27	43	139	30.9%
Robert Morris	17	50	67	220	30.5%
Notre Dame	14	50	64	211	30.3%

NCAA LEADERS

COACHES WITH 550+ WINS AT ONE SCHOOL Division I History

COACH	SCHOOL	YEARS	W
Jack Parker*	Boston Univ.	1973-13	894
Red Berenson*	Michigan	1984-17	848
Bob Peters	Bemidji St.	1966-01	702
Rand Pecknold*	Quinnipiac	1994-Pr.	659
Jerry York	Boston College	1994-22	656
Ron Mason	Michigan St.	1979-02	635
Rick Gotkin*	Mercyhurst	1988-Pr.	611
Richard Umile*	UNH	1990-18	594
John MacInnes*	Michigan Tech	1956-82	555
► Mike Schaffer*	Cornell	1995-Pr.	551

NOTE: * - denotes entire career

ECAC WEEKLY HONORS

DATE	AWARD	PLAYER (SCHOOL)
Oct. 8	Forward	Ayrton Martino (Clarkson)
	Defender	John Prokop (Union)
	Rookie	Isaac Tremblay (St. Lawrence)
	Goalie	Mason Kucenski (St. Lawrence)
Oct. 14	Forward	Tyler Hotson (RPI)
	Defender	Max Smolinski (RPI)
	Rookie	Jared Mangan (Clarkson)
	Goalie	Matej Marinov (Quinnipiac)
Oct. 21	Forward	Ben Muthersbaugh (Union)
	Defender	Mason Waite (St. Lawrence)
	Rookie	Ben Muthersbaugh (Union)
	Goalie	Mason Kucenski (St. Lawrence)
Oct. 28	Forward	Brett Chorske (Colgate)
	Defender	Nic Belpedio (Colgate)
	Rookie	Ben Muthersbaugh (Union)
	Goalie	Ethan Langenegger (Clarkson)
Nov. 4	Forward	Ryan Walsh (Cornell)
	Defender	William Gilson (RPI)
	Rookie	Hayden Stavroff (Dartmouth)
	Goalie	Ian Shane (Cornell)
Nov. 11	Forward	Dalton Bancroft (Cornell)
	Defender	CJ Foley (Dartmouth)
	Rookie	Donovan Frias (Yale)
	Goalie	Aku Koskenvuo (Harvard)
Nov. 18	Forward	Ayrton Martino (Clarkson)
	Defender	Mason Langenbrunner (Harvard)
	Rookie	Luka Sukovic (Clarkson)
	Goalie	Ethan Pearson (Princeton)
Nov. 25	Forward	Brett Chorske (Colgate)
	Defender	Ben Robertson (Cornell)
	Rookie	Charlie Gollob (Brown)
	Goalie	Lawton Zacher (Brown)
Dec. 2	Forward	Casey Severo (Harvard)
	Defender	Alex Pineau (Brown)
	Rookie	Jake Manfre (Princeton)
	Goalie	Arthur Smith (Princeton)
Dec. 9	Forward	Ayrton Martino (Clarkson)
	Defender	Tommy Bergsland (Colgate)
	Rookie	Miles Gunty (Princeton)
	Goalie	Mason Kucenski (St. Lawrence)
Dec. 30	Forward	Jack Ricketts (Quinnipiac)
	Defender	Connor Sullivan (Yale)
	Rookie	Hank Cleaves (Dartmouth)
	Goalie	Lawton Zacher (Brown)
Jan. 6	Forward	Jakob Lee (RPI)
	Defender	John Prokop (Union)
	Rookie	Jagger Tapper (RPI)
	Goalie	Kyle Chauvette (Union)
Jan. 13	Forward	Aaron Schwartz (Quinnipiac)
	Defender	Michael Neumeier (Colgate)
	Rookie	Ben Charette (Harvard)
	Goalie	Matej Marinov (Quinnipiac)
Jan. 20	Forward	Max Scott (Brown)
	Defender	Tim Rego (Cornell)
	Rookie	Dylan Silverstein (Quinnipiac)
	Goalie	Emmett Croteau (Dartmouth)
Jan. 27	Forward	Ryan St. Louis (Brown)
	Defender	CJ Foley (Dartmouth)
	Rookie	Mick Thompson (Harvard)
	Goalie	Ethan Pearson (Princeton)
Feb. 3	Forward	Jack Ricketts (Quinnipiac)
	Defender	David Ma (Princeton)
	Rookie	Brian Nicholas (Brown)
	Goalie	Andrew Takacs (Colgate)
Feb. 10	Forward	Brandon Buhr (Union)
	Defender	Tommy Bergsland (Colgate)
	Rookie	Aaron Schwartz (Quinnipiac)
	Goalie	Lawton Zacher (Brown)

STANDINGS AND SCHEDULES

ECAC HOCKEY											OVERALL					
OPPONENT	PTS	GP	W	L	T	OW	OL	SW	GF	GA	GP	W	L	T	GF	GA
Quinnipiac	34	16	11	4	1	2	2	0	51	33	28	17	9	2	96	66
Colgate	33	16	10	4	2	1	1	1	56	41	28	15	10	3	89	85
Union	31	16	9	5	2	0	0	2	50	41	28	16	9	3	91	79
Clarkson	30	16	10	5	1	1	0	0	49	35	28	16	9	3	84	65
Dartmouth	29	16	9	6	1	0	1	0	55	39	23	12	9	2	78	61
Cornell	24	16	6	6	4	1	0	3	44	42	23	9	8	6	63	60
Harvard	22	16	6	8	2	1	2	1	39	38	23	8	13	2	57	70
Brown	21	16	7	8	1	2	0	1	38	41	23	11	10	2	60	53
Princeton	17	16	5	9	2	1	1	0	38	52	23	10	11	2	52	62
RPI	16	16	5	11	0	0	1	0	44	61	28	10	16	2	86	105
St. Lawrence	16	16	4	10	2	0	1	1	32	54	28	8	18	2	58	88
Yale	15	16	4	10	2	0	0	1	37	56	23	5	16	2	51	92

IVY LEAGUE											OVERALL					
OPPONENT	PTS	GP	W	L	T	OW	OL	SW	GF	GA	GP	W	L	T	GF	GA
Dartmouth	18	8	6	2	0	0	0	0	28	16	23	12	9	2	78	61
Cornell	15	8	4	2	2	0	0	1	26	18	23	9	8	6	63	60
Harvard	10	8	3	4	1	1	1	0	19	20	23	8	13	2	57	70
Princeton	10	8	3	4	1	1	1	0	18	26	23	10	11	2	52	62
Brown	8	6	2	3	1	0	0	1	12	14	23	11	10	2	60	53
Yale	5	6	1	4	1	0	0	1	9	18	23	5	16	2	51	92

LAST WEEK'S SCORES						THIS WEEK'S SCHEDULE					
Thursday, Feb. 6						Friday, Feb. 14					
Brown 2, Yale 1						Cornell at Brown, 7:00					
Friday, Feb. 7						#15 Quinnipiac at Union, 7:00					
Cornell 4, RPI 2						Dartmouth at Clarkson, 7:00					
#14 Quinnipiac 6, St. Lawrence 1						Princeton at RPI, 7:00					
Clarkson 4, Princeton 1						Harvard at St. Lawrence, 7:00					
Dartmouth 3, Harvard 2						Colgate at Yale, 7:00					
Union 2, Colgate 2 (OT)						Saturday, Feb. 15					
Saturday, Feb. 8						Cornell at Yale, 7:00					
Union 4, Cornell 1						#15 Quinnipiac at RPI, 7:00					
Clarkson 3, #14 Quinnipiac 2 (OT)						Harvard at Clarkson, 4:00					
Colgate 4, RPI 0						Princeton at Union, 4:00					
St. Lawrence 4, Princeton 4 (OT)						Colgate at Brown, 7:00					
Sunday, Feb. 9						Dartmouth at St. Lawrence, 7:00					
Brown 5, Yale 1											
Monday, Feb. 10											
Harvard 4, Northeastern 3											

AYE, AYE, CAPTAIN!

- Senior forward **KYLE PENNEY** was officially named captain of the Cornell hockey team for a second consecutive season on Sept. 5.
- Penney is the seventh player under **MIKE SCHAFER** '86's tenure as the Big Red's head coach to be named a two-time captain, joining **MITCH VANDERLAAN** '19, **JOHN MCCARRON** '15, **COLIN GREENING** '10, **STEPHEN BÂBY** '03, **KYLE KNOPP** '99, and **BRAD CHARTRAND** '96. Penney is the 14th player in Cornell program history to be named a two-time captain.
- Joining Penney on the leadership team for the season will be senior defensemen **HANK KEMPF** and **TIM REGO** and senior forward **JACK O'LEARY**, who will all serve as alternate captains.
- O'Leary is the second player in Cornell program history to be named an alternate captain in consecutive seasons, joining **COLE BARDREAU** '15 (2013-14 and 2014-15).

ECAC HOCKEY PRESEASON POLL

- ECAC Hockey announced Sept. 25 that Cornell was picked to finish first in its preseason poll following a vote among the league's 12 head coaches, receiving 10 of the 12 first-place votes and finishing with a league-leading 120 points.
- Quinnipiac garnered the other two first-place votes and concluded with a point total of 111, while Dartmouth (93 points) and Clarkson (82 points) were picked third and fourth, respectively.
- Colgate (75 points), Harvard (73 points), St. Lawrence (66 points), and Union (60 points) assumed fifth through eighth place. Princeton (32 points), Yale (30 points), RPI (26 points), and Brown (24 points) rounded out the poll.
- Along with the preseason poll, junior forward **DALTON BANCROFT**, sophomore defenseman **BEN ROBERTSON**, and senior goaltender **IAN SHANE** were tabbed Preseason All-ECAC Hockey selections.

SERIES HISTORY



SERIES HISTORY

CORNELL LEADS, 88-44-8

Ithaca, N.Y. (Lynah Rink):	48-15-4 (48-15-4)
Providence, R.I. (Meehan Auditorium):	35-26-4 (35-24-4)
Neutral Sites:	5-3-0
Under Mike Schafer:	45-8-6

SCORING RECORDS

CORNELL

Ithaca:	11	BROWN	8
COR, 11-2 (3/7/1967)		BRWN, 8-0 (3/7/1959)	
Providence:	10	Providence:	8, (2x)
COR, 10-3 (2/18/1989)		Last: BRWN, 8-0 (2/29/1964)	
Neutral Site:	6, (2x)	Neutral Site:	9
Last: COR, 9-0 (3/22/2019)		BRWN, 9-6 (12/26/1975)	

GAME-BY-GAME (SCHAFFER ERA)

DATE	COR RK	BU RK	SITE	SCORE
11/10/1995			Ithaca, N.Y.	W, 4-1
2/17/1996			Providence, R.I.	W, 6-4
11/8/1996			Providence, R.I.	W, 5-4
2/15/1997			Ithaca, N.Y.	W, 7-2
11/8/1997			Ithaca, N.Y.	W, 4-3
2/20/1998			Providence, R.I.	L, 1-5
11/14/1998			Providence, R.I.	W, 3-1
2/19/1999			Ithaca, N.Y.	W, 4-1
11/12/1999			Ithaca, N.Y.	W, 8-1
2/5/2000			Providence, R.I.	T, 2-2 (OT)
11/18/2000			Ithaca, N.Y.	W, 2-0
2/2/2001	#13		Providence, R.I.	W, 2-1 (OT)
11/17/2001	#11		Providence, R.I.	W, 4-1
2/2/2002		#11	Ithaca, N.Y.	W, 2-0
11/23/2002	#8	#16	Ithaca, N.Y.	W, 5-0
2/14/2003	#3		Providence, R.I.	T, 2-2 (OT)
3/21/2003	#2		Albany, N.Y.	W, 2-0
12/5/2003	#13	#12	Ithaca, N.Y.	T, 3-3 (OT)
1/10/2004	#9	#15	Providence, R.I.	L, 1-2 (OT)
11/6/2004	#12		Ithaca, N.Y.	W, 7-2
1/7/2005	#9		Providence, R.I.	W, 4-2
11/5/2005	#4		Providence, R.I.	W, 3-2 (OT)
1/27/2006	#5		Ithaca, N.Y.	W, 4-3 (OT)
11/3/2006	#12		Providence, R.I.	W, 3-2
1/20/2007	#15		Ithaca, N.Y.	L, 2-5
11/10/2007			Providence, R.I.	W, 4-1
1/25/2008			Ithaca, N.Y.	W, 4-1
1/24/2009	#3		Ithaca, N.Y.	W, 5-1
2/28/2009	#10		Providence, R.I.	W, 3-2 (OT)
11/14/2009	#3		Providence, R.I.	W, 6-0
2/12/2010	#8		Ithaca, N.Y.	W, 5-3
3/19/2010	#7		Albany, N.Y.	W, 3-0
11/20/2010			Ithaca, N.Y.	L, 2-3
2/25/2011			Providence, R.I.	L, 2-3 (OT)
11/5/2011			Providence, R.I.	L, 4-5
2/10/2012	#13		Ithaca, N.Y.	W, 5-2
1/26/2013	#18		Ithaca, N.Y.	L, 0-3
3/1/2013			Providence, R.I.	W, 4-1
11/22/2013	#18		Ithaca, N.Y.	W, 5-1
2/1/2014	#11		Providence, R.I.	W, 2-1
11/22/2014			Ithaca, N.Y.	W, 4-0
2/27/2015			Providence, R.I.	T, 3-3 (OT)
11/21/2015	#18		Providence, R.I.	W, 1-0
2/12/2016	#15		Ithaca, N.Y.	T, 3-3 (OT)
11/11/2016			Providence, R.I.	W, 4-2
2/12/2017	#12		Ithaca, N.Y.	W, 5-3
1/13/2018	#4		Providence, R.I.	W, 3-1
2/16/2018	#4		Ithaca, N.Y.	W, 2-1
11/3/2018	#18		Ithaca, N.Y.	W, 3-2
2/15/2019	#8		Providence, R.I.	T, 3-3 (OT)
3/22/2019	#10		Lake Placid, N.Y.	W, 6-0
11/8/2019	#4		Ithaca, N.Y.	W, 4-1
2/22/2020	#2		Providence, R.I.	W, 3-0
11/19/2021	#10		Ithaca, N.Y.	W, 3-2 (OT)
2/1/2022	#10		Providence, R.I.	L, 1-2
11/19/2022			Ithaca, N.Y.	W, 5-1
2/24/2023	#13		Providence, R.I.	W, 5-0
11/4/2023	#10		Providence, R.I.	W, 7-1
2/16/2024	#12		Ithaca, N.Y.	W, 3-0
11/9/2024	#6		Ithaca, N.Y.	W, 3-1

SCOUTING BROWN

- Brown enters this weekend's series with an 11-10-2 overall record and 6-8-1 mark in ECAC Hockey play and is just three points behind Cornell in the conference standings.
- The Bears have surged of late, winning seven of its last eight games (7-1-0), serving as one of four programs with at least seven victories since Jan. 17, joining Holy Cross (8-0-0), Boston College (7-0-0), and Western Michigan (7-1-0).
- Brian Nicholas (10-13—23) paces Brown's offense, while Tyler Kopff (4-17—21) has the team lead in assists. Max Scott (12-8—20) has scored a team-leading 12 goals on the season.
- Lawton Zacher has shined between the pipes for Brown this season, posting an 11-6-2 record, which includes winning each of his last seven games in goal. Zacher leads all goaltenders in ECAC Hockey with his 2.05 goals-against average and .934 save percentage, which ranks sixth among all Division I goaltenders who have appeared in at least a third of his team's games. Ahead of Zacher is Bowling Green's Christian Stoeber (.948), Augustana's Josh Kotai (.943), Western Michigan's Hampton Slukynsky (.942), Minnesota State's Alex Tracy (.941), and Boston College's Jacob Fowler (.936).
- Over Zacher's last seven games, he has amassed a 1.98 goals-against average and stopped 190 of the 204 shots he has faced (.931 save percentage).

65 YEARS, 326 MILES, 140 MEETINGS

- Friday will be the 141st meeting between the two Ivy League rivals since the inaugural meeting between the programs on Feb. 21, 1959. Cornell owns an 88-44-8 lead in the series against Brown and is unbeaten in 22 of the last 23 meetings (19-1-3) while outscoring the Bears by 53 goals, 82-29.
- The Big Red has won the last five games against Brown, outscoring the Bears 23-3. Cornell has also prevailed in nine of the previous 10 against Brown with a plus-32 edge in goals, 40-8. Eight of Cornell's last nine victories over the Bears have been by at least two goals.
- Cornell has an 8-1-2 record in its last 11 games at Meehan Auditorium, which features the Big Red scoring five-plus goals in the last two contests and outscoring Brown by a 12-1 clip.
- Should Cornell allow two goals or fewer on Friday, it would extend the Big Red's streak of holding Brown to under three goals to 11 games, tying for the fifth-longest streak in program history and the third-longest active stretch (18 games — St. Lawrence; 12 games — Vermont).

CONNECTIONS WITH BROWN

► **BEN ROBERTSON** and Ryan St. Louis played on the 2020-21 United States Under-17 Team ... **MARIAN MOSKO** and Max Scott were teammates on the 2021-22 Lincoln Stars ... Ethan Mistry spent the 2021-22 Nanaimo Clippers with **JACK O'BRIEN** and **SEAN DONALDSON** ... Jackson Munro was teammates with **JIMMY RAYHILL** (2019-20 Albern Valley Bulldogs) and **KYLE PENNEY** (2020-21 Chilliwack Chiefs) ... **GEORGE FEGARAS** and Jack Hewitt teamed together on the 2021-22 North York Rangers ... Tyler Shea was teammates with **NICK DeSANTIS** (Madison Capitols) and **PARKER MURRAY** (Wenatchee Wild) during the 2021-22 season.

CORNELL PLAYERS VS. BROWN

PLAYER	GP	G	A	PTS	SH	SH%	+/-	PIM	PPG	SHG	GWG	BLK	FOW	FOL	FO%
Kyle Penney	7	4	4	8	11	.364	+9	0	1	0	0	3	14	17	.452
Dalton Bancroft	5	2	4	6	14	.143	+6	2	0	0	1	4	0	2	.000
Ryan Walsh	3	3	1	4	7	.429	+5	0	0	0	1	1	26	31	.456
Ondrej Senicka	6	1	3	4	15	.067	+6	0	0	0	0	2	1	1	.500
Jack O'Leary	6	2	1	3	8	.250	+4	0	0	0	1	5	0	0	—
Sullivan Mack	5	2	1	3	16	.125	+1	2	0	0	0	0	0	0	—
Kyler Kovich	4	0	3	3	5	.000	+3	4	0	0	0	1	0	1	.000
Jonathan Castagna	3	1	1	2	6	.167	+2	2	0	0	0	0	27	12	.692
Hoyt Stanley	3	1	1	2	8	.125	+3	2	0	0	0	4	0	0	—
Winter Wallace	3	1	1	2	6	.167	+3	2	0	0	0	0	0	1	.000
George Fegaras	2	1	1	2	5	.200	+5	2	0	0	0	1	0	0	—
Hank Kempf	6	0	2	2	7	.000	+10	2	0	0	0	6	0	0	—
Sean Donaldson	3	0	2	2	6	.000	+1	2	0	0	0	2	0	0	—
Ben Robertson	3	0	2	2	5	.000	+5	0	0	0	0	2	0	0	—
Luke Devlin	1	1	0	1	3	.333	+1	2	0	0	0	0	3	4	.429
Tim Rego	7	0	1	1	5	.000	+5	4	0	0	0	5	0	0	—
Michael Suda	6	0	1	1	6	.000	+3	2	0	0	0	1	0	0	—
Nick DeSantis	4	0	1	1	7	.000	+3	2	0	0	0	1	0	1	.000
Jake Kraft	3	0	1	1	6	.000	+5	0	0	0	0	0	0	0	—
Tyler Catalano	2	0	0	0	3	.000	E	0	0	0	0	1	9	6	.600
Charlie Major	1	0	0	0	2	.000	+1	0	0	0	0	0	1	1	.500
Marian Mosko	1	0	0	0	0	.000	E	0	0	0	0	0	0	0	—
Nicholas Wolfenberg	1	0	0	0	0	.000	E	0	0	0	0	0	0	0	—
TOTALS	85	19	31	50	151	.126	+81	30	1	0	3	39	81	77	.513
GOALTENDER	GP	GS	W	L	T	W%	MIN	GA	GAA	SV	SV%	PPG	SHG	SHO	
Ian Shane	5	5	4	1	0	.800	297:40	4	0.81	78	.951	2	0	2	
Remington Keopple	1	1	1	0	0	1.000	59:58	1	1.00	17	.944	0	1	0	
TOTALS	6	6	5	1	0	.833	357:38	5	0.84	95	.950	2	1	2	

SERIES HISTORY



SERIES HISTORY

CORNELL LEADS, 92-63-10

Ithaca, N.Y. (Lynah Rink):	47-16-7 (47-16-7)
New Haven, Conn. (Ingalls Rink):	36-34-3 (36-27-3)
Neutral Sites:	9-12-0
Under Mike Schafer:	32-20-8

SCORING RECORDS

CORNELL

Ithaca:	13	Ithaca:	12
COR, 13-1 (1/21/1978)		YALE, 12-1 (12/17/1958)	
New Haven:	19	New Haven:	18
COR, 19-1 (1/27/1968)		YALE, 18-2 (1/19/1946)	
Neutral Site:	5	Neutral Site:	6, (2x)
COR, 5-3 (1/5/1986)		Last: YALE, 6-0 (3/19/2011)	

YALE

GAME-BY-GAME (SCHAFFER ERA)

COR YALE				SCORE
DATE	RK	RK	SITE	
12/1/1995			Ithaca, N.Y.	W, 6-2
2/3/1996			New Haven, Conn.	W, 6-4
11/22/1996			New Haven, Conn.	L, 3-4
2/1/1997			Ithaca, N.Y.	W, 5-0
11/22/1997			Ithaca, N.Y.	L, 1-2 (OT)
2/6/1998		#9	New Haven, Conn.	L, 0-11
1/30/1999			New Haven, Conn.	L, 2-4
2/5/1999			Ithaca, N.Y.	L, 1-2
12/4/1999			New Haven, Conn.	L, 1-3
3/3/2000			Ithaca, N.Y.	W, 3-1
12/1/2000		#15	Ithaca, N.Y.	W, 4-3
2/10/2001		#10	New Haven, Conn.	L, 0-1 (OT)
11/30/2001		#10	New Haven, Conn.	T, 1-1 (OT)
2/9/2002		#8	Ithaca, N.Y.	W, 3-2
3/8/2002		#9	Ithaca, N.Y.	W, 2-1
3/9/2002		#9	Ithaca, N.Y.	W, 4-2
11/8/2002		#8	Ithaca, N.Y.	W, 6-2
3/1/2003		#2	New Haven, Conn.	W, 3-0
11/7/2003		#15	New Haven, Conn.	W, 6-2
2/14/2004			Ithaca, N.Y.	W, 2-1
12/3/2004		#12	Ithaca, N.Y.	W, 6-2
2/12/2005		#5	New Haven, Conn.	W, 5-2
11/4/2005		#4	New Haven, Conn.	W, 4-2
1/28/2006		#5	Ithaca, N.Y.	T, 2-2 (OT)
11/4/2006		#12	New Haven, Conn.	W, 5-2
1/19/2007		#15	Ithaca, N.Y.	T, 2-2 (OT)
11/9/2007			New Haven, Conn.	W, 2-1
1/26/2008			Ithaca, N.Y.	T, 2-2 (OT)
1/23/2009		#3	Ithaca, N.Y.	L, 3-4
2/27/2009		#10	New Haven, Conn.	L, 2-4
3/21/2009		#9	Albany, N.Y.	L, 0-5
11/13/2009		#3	New Haven, Conn.	L, 2-4
2/13/2010		#8	Ithaca, N.Y.	L, 1-2 (OT)
11/19/2010		#5	Ithaca, N.Y.	L, 2-4
2/26/2011		#3	New Haven, Conn.	L, 1-4
3/19/2011		#20	Atlantic City, N.J.	L, 0-6
11/4/2011		#9	New Haven, Conn.	W, 6-2
2/1/2012		#13	Ithaca, N.Y.	W, 4-2
1/25/2013		#18	Ithaca, N.Y.	L, 2-3 (OT)
3/2/2013		#15	New Haven, Conn.	L, 1-2
11/23/2013		#18	Ithaca, N.Y.	W, 2-1
1/31/2014		#11	New Haven, Conn.	W, 3-2 (OT)
11/21/2014			Ithaca, N.Y.	W, 3-2
2/28/2015		#12	New Haven, Conn.	L, 0-4
11/20/2015		#18	New Haven, Conn.	T, 0-0 (OT)
2/13/2016		#15	Ithaca, N.Y.	L, 2-4
11/12/2016		#19	New Haven, Conn.	W, 6-3
2/1/2017		#12	Ithaca, N.Y.	T, 2-2 (OT)
1/12/2018		#4	New Haven, Conn.	T, 3-3 (OT)
2/17/2018		#4	Ithaca, N.Y.	W, 3-2
11/2/2018		#18	Ithaca, N.Y.	W, 4-2
2/16/2019		#8	New Haven, Conn.	L, 2-5
11/9/2019		#4	Ithaca, N.Y.	W, 6-2
2/21/2020		#2	New Haven, Conn.	W, 4-0
11/20/2021		#10	Ithaca, N.Y.	W, 3-0
1/15/2022		#9	New Haven, Conn.	W, 3-0
11/18/2022			Ithaca, N.Y.	W, 5-2
2/25/2023		#13	New Haven, Conn.	W, 5-1
11/3/2023		#10	New Haven, Conn.	W, 3-1
2/17/2024		#12	Ithaca, N.Y.	T, 1-1 (SOW)
11/8/2024		#6	Ithaca, N.Y.	T, 2-2 (SOL)

SCOUTING YALE

- ▶ Yale enters this weekend with a 5-16-2 overall record and a 4-10-2 mark in ECAC Hockey play. The Bulldogs have lost their last three games and are winless across their last five games (0-4-1).
- ▶ Ronan O'Donnell (11-8—19) paces the Bulldogs offense, leading the team in goals and points. Zach Wagnon (2-11—13) has the team lead in assists.
- ▶ Jack Stark has started in all 17 of his appearances in goal for Yale this season, registering a 3-11-2 record with a 3.70 goals-against average and .880 save percentage. Noah Pak (2-3-0, 3.35, .891) has made four starts and Luke Pearson (0-2-0, 4.36, .855) has started twice.

122 YEARS, 259 MILES, 165 MEETINGS

- ▶ Cornell owns a 92-62-10 lead in the series with Yale and is 10-1-4 across the previous 15 games versus the Bulldogs. Across the last 15 games, the Big Red has scored at least three goals all but four times, averaging 3.47 goals per game while holding Yale to just 1.73 goals per game.
- ▶ The Big Red has dominated the series lately, posting a 7-0-2 record over the last nine games with Yale and having a plus-23 edge in goals, 32-9. Cornell's defense has stymied the Bulldogs during its unbeaten streak, holding Yale to two or fewer goals in all contests and logging a trio of shutouts.
- ▶ Should Cornell hold Yale to under three goals on Saturday, it would mark the 10th time in program history it has held a Division I opponent to two goals or less in 10 consecutive games. The streak would become either the third or fourth active streak, joining an 18-game span against St. Lawrence and a 12-game stretch versus Vermont. The Big Red's 10-game streak against Brown could also be extended on Friday.

- ▶ Without allowing three goals on Saturday, it would be Cornell's second time holding Yale to two goals or less in 10 straight contests in program history as the Big Red held the Bulldogs to under three goals in 17 consecutive games between Feb. 10, 2001, and Jan. 26, 2008.

CONNECTIONS WITH YALE

▶ Jack Stark was teammates on the Chicago Steel with **IAN SHANE** (2020-21) and **CHARLIE MAJOR** (2022-23) ... Bayard Hall played on the Youngstown Phantoms for two seasons (2020-22) with **TYLER CATALANO** and **WINTER WALLACE** ... **SULLIVAN MACK** and Tucker Hartmann played on the 2020-21 Salmon Arm Silverbacks ... Will Dineen played on the Sioux Falls Stampede with **NICK DeSANTIS** (2019-20) and **SEAN DONALDSON** (2020-21) ... Micah Berger also spent time with Donaldson in Sioux Falls during the 2021-22 season ... Berger and **PARKER MURRAY** played with the Wenatchee Wild in 2022-23 ... Kieran O'Hearn was teammates with Donaldson for two years on the Trail Smoke Eaters (2017-19) ... Kalen Szeto and **HOYT STANLEY** were teammates on the 2021-22 Victoria Grizzlies ... Elan Bar-Lev-Wise and **JUSTIN KATZ** played on the 2021-22 West Kelowna Warriors ... **JIMMY RAYHILL** and Luke Pearson played on the 2019-20 Alberni Valley Bulldogs.

CORNELL PLAYERS VS. YALE

PLAYER	GP	G	A	PTS	SH	SH%	+/-	PIM	PPG	SHG	GWG	BLK	FOW	FOL	FO%
Kyle Penney	7	2	3	5	16	.125	+5	0	0	0	1	4	15	16	.484
Jack O'Leary	6	2	2	4	7	.286	+5	2	0	0	0	3	1	3	.250
Dalton Bancroft	5	2	2	4	15	.133	E	2	1	0	0	1	0	0	—
Nick DeSantis	5	2	1	3	6	.333	+3	2	1	0	0	4	0	0	—
Ondrej Psenicka	6	1	2	3	6	.167	E	9	1	0	0	5	1	0	1.000
Jake Kraft	3	0	3	3	5	.000	+3	2	0	0	0	0	0	1	.000
Ryan Walsh	3	1	1	2	5	.200	E	0	1	0	1	1	33	18	.647
Hank Kempf	6	0	2	2	16	.000	+6	0	0	0	0	6	0	0	—
Sean Donaldson	3	0	2	2	3	.000	+1	2	0	0	0	0	0	0	—
Winter Wallace	3	1	0	1	2	.500	+1	0	0	0	0	1	0	1	.000
Tyler Catalano	2	1	0	1	6	.167	+2	2	0	0	0	0	4	3	.571
Luke Devlin	1	1	0	1	2	.500	+1	0	0	0	0	3	5	3	.625
Tim Rego	7	0	1	1	3	.000	+6	4	0	0	0	8	0	1	.000
Kyler Kovich	6	0	1	1	5	.000	+3	0	0	0	0	3	0	0	—
Sullivan Mack	5	0	1	1	5	.000	+1	0	0	0	0	7	0	0	—
Jonathan Castagna	3	0	1	1	3	.000	E	4	0	0	0	1	21	21	.500
Ben Robertson	3	0	1	1	4	.000	+1	2	0	0	0	3	0	0	—
Hoyt Stanley	3	0	1	1	3	.000	-1	0	0	0	0	3	0	0	—
Michael Suda	5	0	0	0	7	.000	E	2	0	0	0	5	0	0	—
George Fegaras	2	0	0	0	1	.000	+1	2	0	0	0	1	0	0	—
Charlie Major	1	0	0	0	1	.000	E	0	0	0	0	2	1	2	.333
Marian Mosko	1	0	0	0	0	.000	0	0	0	0	0	0	0	0	—
Jack O'Brien	1	0	0	0	1	.000	E	0	0	0	0	0	0	0	—
Nicholas Wolfenberg	1	0	0	0	2	.000	+1	0	0	0	0	1	0	0	—
TOTALS	69	15	23	38	90	.167	+56	24	3	0	3	33	28	37	.431
GOALTENDER	GP	GS	W	L	T	W%	MIN	GA	GAA	SV	SV%	PPG	SHG	SHO	
Ian Shane	6	6	4	0	2	.833	369:39	7	1.14	98	.933	3	0	1	

YEAR-BY-YEAR RESULTS

SEASON	RECORD	W%	GF	GA	+/-
1957-58	2-4-1	.357	37	48	-11
1958-59	3-10-0	.231	26	105	-79
1959-60	1-7-0	.125	17	66	-49
1960-61	3-8-0	.273	40	36	+4
1961-62	8-2-0	.800	50	20	+30
1962-63	5-4-1	.550	44	31	+13
1963-64	5-5-1	.500	35	37	-2
1964-65	11-2-0	.846	91	37	+54
1965-66	13-1-0	.929	95	22	+73
1966-67	10-1-0	.909	76	18	+58
1967-68	12-0-0	1.000	77	15	+62
1968-69	12-0-0	1.000	94	15	+79
1969-70	12-0-0	1.000	86	20	+66
1970-71	13-0-0	1.000	88	23	+65
1971-72	12-1-0	.923	95	30	+65
1972-73	14-0-1	.967	99	42	+57
1973-74	11-1-0	.917	74	40	+34
1974-75	9-3-1	.731	74	43	+31
1975-76	10-3-0	.769	82	42	+40
1976-77	14-2-0	.875	124	63	+61
1977-78	13-1-1	.900	126	51	+75
1978-79	13-3-0	.813	93	52	+41
1979-80	8-5-0	.615	67	50	+17
1980-81	12-1-0	.923	70	27	+43
1981-82	6-8-0	.429	59	47	+12
1982-83	9-1-2	.833	54	33	+21
1983-84	7-5-0	.583	49	51	-2
1984-85	11-1-1	.885	72	43	+29
1985-86	6-4-4	.571	62	54	+8
1986-87	6-6-0	.500	59	55	+4
1987-88	10-5-0	.667	69	40	+29
1988-89	9-3-0	.750	52	31	+21
1989-90	10-2-2	.786	60	37	+23
1990-91	10-3-2	.733	73	39	+34
1991-92	6-3-2	.636	35	27	+8
1992-93	4-9-0	.308	39	53	-14
1993-94	5-7-2	.429	57	59	-2
1994-95	4-4-4	.500	48	39	+9
1995-96	11-1-2	.857	75	32	+43
1996-97	10-4-2	.688	62	42	+20
1997-98	6-6-0	.500	31	29	+2
1998-99	6-7-1	.464	43	44	-1
1999-00	11-3-0	.786	57	33	+24
2000-01	7-2-4	.692	33	26	+7
2001-02	14-1-1	.906	65	27	+38
2002-03	15-0-0	1.000	68	14	+54
2003-04	7-7-5	.500	46	41	+5
2004-05	15-0-1	.969	64	18	+46
2005-06	12-3-2	.765	55	36	+19
2006-07	9-7-2	.556	54	38	+16
2007-08	10-5-2	.647	58	32	+26
2008-09	12-3-1	.781	45	21	+24
2009-10	12-3-1	.781	53	28	+25
2010-11	9-8-1	.528	52	48	+4
2011-12	10-3-2	.733	41	24	+17
2012-13	6-5-2	.538	26	25	+1
2013-14	8-5-2	.600	33	32	+1
2014-15	7-7-3	.500	35	40	-5
2015-16	9-5-2	.625	46	39	+7
2016-17	9-4-3	.656	42	38	+4
2017-18	15-2-0	.882	62	24	+38
2018-19	12-6-0	.667	60	35	+25
2019-20	11-0-2	.923	50	19	+31
2020-21	— NO SEASON (COVID-19 PANDEMIC) —				
2021-22	9-4-3	.656	50	31	+19
2022-23	12-3-1	.781	56	26	+30
2023-24	10-3-2	.733	51	26	+25
2024-25	7-3-1	.682	33	25	+8
TOTALS	620-235-73	.707	3994	2434	+1560



If you've never been to a Big Red hockey game at Cornell's Lynnah Rink, there are quite a few things you've never experienced. You've never camped in line to get season tickets and ensure your spot as one of the raucous and devoted "Lynnah Faithful." But most importantly, if you've never been to Lynnah, you've never experienced all the best that college hockey offers.

Lynnah Rink, which enters its 68th year serving as the home of Big Red hockey this season, was formally dedicated on April 6, 1957, a month after its opening to the public on March 4, 1957. The facility, which was built following a \$500,000 anonymous donation (approximately \$5.59 million in 2024), honors the late **JAMES LYNNAH '05**, who served as the director of athletics at Cornell from 1935-43.

The donation to build Lynnah Rink resurrected the Cornell hockey program following a 10-year hiatus, ensuring hockey returned as a varsity sport for the 1957-58 season.

Cornell began sponsoring hockey as a varsity sport with the 1900-01 season, which featured all Big Red home games played on the university's outdoor rink on Beebe Lake. Due to a series of abnormally mild winters, the program was left — literally — on thin ice, causing Cornell to drop the program entirely after the 1947-48 campaign.

Since its opening in March of 1957, Lynnah Rink has received numerous face-lifts since hosting its inaugural event on March 21, 1957, a 7-3 victory for the NHL's New York Rangers in an exhibiton against the Rochester Americans of the American Hockey League (AHL). Hockey Hall of Fame goaltender Gump Worsley stopped 44 shots in the victory for the Rangers.

Among the renovations, Cornell spent nearly \$1 million in the summer of 2000, to replace the rink floor, drainage system, frost protection and refrigeration piping, and adding new boards and seamless glass.

During the summer of 2006, a 16,700-square-foot expansion added new locker rooms, coaches offices, study lounges, new athletic training space, and approximately 450 new seats in the seating bowl.

Over last season's winter break, updated Cornell branding on the façade and south concourse brought a more modern look to the facility.

Though many physical aspects of Lynnah Rink have changed over time, the crowd remains constant. Lynnah Rink can hold 4,267 boisterous Cornell hockey fans, who provide unwavering support for the Big Red while creating an unparalleled atmosphere in college hockey.

Although many rinks in the nation are bigger in capacity, few are known to be louder. The Cornell fans, aptly named the "Lynnah Faithful," stream into every home contest, making themselves as much a part of the game as the players do. Whether they're cheering for the Big Red or joining the pep band in their rendition of "Give My Regards to Davy," the Lynnah Faithful reaffirms the old saying, "There's no place like home."

Since the doors opened on Lynnah Rink, the Cornell men's hockey program has won a pair of NCAA Division I men's hockey championships in 1967 and 1970, garnering an ECAC Hockey-record 13 tournament championships (1967-70, 1973, 1980, 1986, 1996-97, 2003, 2005, 2010, 2024) and 26 Ivy League titles, 22 of which have been won outright.

NCAA HISTORY

TOP DIVISION I HOME WIN PERCENTAGES
Mike Schafer Era (1995-Present) (as of 2/12/25)

TEAM	RECORD	W%
Michigan	400-123-37	.747
Quinnipiac	328-109-40	.730
North Dakota	408-138-58	.724
Boston College	332-116-41	.721
Denver	404-149-49	.712
► Cornell	290-110-48	.701
Minnesota	401-164-52	.692
Boston University	317-142-54	.671
Maine	321-145-54	.669
Minnesota State	329-157-52	.660



MIKE SCHAFER '86

30TH SEASON AS HEAD COACH

Years at Cornell: 37th Season
College: Cornell '86

MIKE SCHAFER '86, the longest-tenured head coach in Cornell men's hockey history, is currently in his 30th and final season at the helm of the Cornell men's hockey program after announcing on June 13, 2024, that he will retire following the conclusion of the 2024-25 season.

Former Cornell standout centerman and assistant coach, and current associate head coach, **CASEY JONES** '90 will replace Schafer beginning with the 2025-26 season.

When Schafer returned to his alma mater in the summer of 1995 to become the 12th head coach in Cornell men's hockey history, Schafer's goal was to bring the Big Red to a position of national prominence.

Schafer has accomplished that objective with his career coaching record of 548-293-114. His 548 victories are the second-most by any Cornell coach with a single team, trailing former softball head coach **DICK BLOOD** (623).

Cornell has consistently been ranked among the nation's elite under Schafer, which includes the Big Red being ranked in the top 20 of the USCHO.com poll 442 times since its inception in 1997-98.

Along with being one of Cornell's legendary head coaches, Schafer's 549 career victories and .633 win percentage rank fourth among active Division I men's head coaches.

During his 29-plus seasons behind the Big Red bench, Schafer has guided Cornell to 14 NCAA Tournament appearances, which included a trip to Buffalo, N.Y., for the 2003 Frozen Four — the program's first since the 1979-80 campaign. Along with its Frozen Four appearance, the Big Red established the school record for wins (30), claiming one more victory than Cornell's 1969-70 national championship squad, who remains the lone Division I program to go undefeated in a single season (29-0-0). In addition to its 30 wins in 2002-03, Cornell had a 19-2-1 mark in ECAC Hockey play, signifying the program's best league play record since going 21-0-0 in 1969-70.

With Schafer serving as Cornell's bench boss, the Big Red have registered 14 20-win seasons and 17 campaigns with at least a .600 win percentage, including the last seven seasons in which the Big Red has competed. In ECAC Hockey play, the Schafer-led Big Red has won at least 10 conference games on 23 occasions, also including each of the last seven seasons.

In 2020, Schafer was named co-winner of the Spencer Penrose Award, given to the nation's top head coach, sharing the honor with North Dakota's Brad Berry. It was the first time Schafer won the award after being named ECAC Hockey's Coach of the Year five times (2002, 2003, 2005, 2018, 2020).

Cornell has claimed six Whitelaw Cup (ECAC Hockey tournament titles), two more than the late legendary **NED HARKNESS** for the most in Big Red history. Schafer also has guided Cornell to three Cleary Cups (ECAC's regular-season championships) over the past seven years.

Over his illustrious coaching career for Cornell, Schafer has coached 10 players to First Team All-America status (11 instances), eight Ivy League Players of the Year, six ECAC Hockey Ken Dryden Award winners (league's best goaltender), five Rookies of the Year in both ECAC Hockey and the Ivy League, and three ECAC Hockey Players of the Year.

Schafer and his wife, Diane, have two sons, Luke and John '18, and a daughter, Michelle.

SCHAFER'S FILE

COACHING EXPERIENCE

1986-90	Cornell (Assistant Coach)
1990-94	Western Michigan (Assistant Coach)
1994-95	Western Michigan (Associate Head Coach)
1995-Pres.	Cornell (Head Coach)

PLAYING EXPERIENCE

1979-80	Georgetown Gemini (CJBHL)
1980-82	Guelph Platters (OPJHL)
1982-86	Cornell

EDUCATION

Cornell University
B.A., Business Management & Marketing, 1986

COACHING CAREER

SEASON	RECORD	W%	CONF.	W%
CORNELL (1995 - PRESENT)				
1995-96	21-9-4	.676	14-4-4	.727
1996-97	21-9-5	.671	14-6-2	.682
1997-98	15-16-2	.485	9-12-1	.432
1998-99	12-15-4	.452	9-10-3	.477
1999-00	16-14-2	.531	10-9-1	.525
2000-01	16-12-5	.561	11-8-3	.568
2001-02	25-8-2	.743	17-3-2	.818
2002-03	30-5-1	.847	19-2-1	.886
2003-04	16-10-6	.594	13-6-3	.659
2004-05	27-5-3	.814	18-2-2	.864
2005-06	22-9-4	.686	13-6-3	.659
2006-07	14-13-4	.516	10-8-4	.545
2007-08	19-14-3	.569	12-9-1	.568
2008-09	22-10-4	.667	13-6-3	.659
2009-10	21-9-4	.676	14-5-3	.705
2010-11	16-15-3	.515	11-9-2	.545
2011-12	19-9-7	.643	12-4-6	.682
2012-13	15-16-3	.485	8-11-3	.432
2013-14	17-10-5	.609	11-7-4	.591
2014-15	11-14-6	.452	9-9-4	.500
2015-16	16-11-7	.574	8-8-6	.500
2016-17	21-9-5	.671	13-4-5	.705
2017-18	25-6-2	.788	17-3-2	.818
2018-19	21-11-4	.639	13-5-4	.682
2019-20	23-2-4	.862	18-2-2	.864
2020-21	— NO SEASON (COVID-19 PANDEMIC) —			
2021-22	18-10-4	.625	12-6-4	.636
2022-23	21-11-2	.647	15-6-1	.705
2023-24	22-7-6	.714	12-6-4	.636
2024-25	9-8-6	.522	6-6-4	.500
TOTALS	551-297-117	.632	361-182-87	.642

CORNELL'S RECORD UNDER SCHAFER

CATEGORY	2024-25	UNDER SCHAFER	STREAK	CATEGORY	2024-25	UNDER SCHAFER	STREAK	CATEGORY	2024-25	UNDER SCHAFER	STREAK
Overall	9-8-6	551-297-117	Lost 1	Cornell Scores First	5-0-4	401-89-59	Won 1	Leads after 1st period	6-0-3	289-46-29	Won 1
ECAC Hockey Game	6-6-4	361-182-87	Lost 1	Opponent Scores First	4-8-2	150-208-51	Lost 3	Trails after 1st period	3-5-1	68-152-30	Lost 5
Ivy League Game	4-2-2	197-95-35	Lost 1					Tied after 1st period	0-3-2	194-99-58	Tied 1
Non-Conference Game	3-2-2	190-115-30	Lost 1	When Shutout	0-1-0	0-50-7	Lost 6	Leads after 2nd period	5-0-0	421-22-29	Won 19
Home	7-3-1	291-110-48	Lost 1	Scores One Goal	0-4-1	21-93-27	Lost 3	Trails after 2nd period	3-7-3	34-201-33	Lost 3
Away	1-5-4	197-131-56	Tied 1	Scores Two Goals	0-2-3	85-91-46	Tied 1	Tied after 2nd period	1-1-3	96-74-55	Tied 2
Neutral Site	1-0-1	63-56-13	Tied 1	Scores Three Goals	2-1-2	150-43-28	Tied 1	Outshoots Opponent	6-5-4	342-139-63	Lost 1
October	0-0-0	18-10-2	Won 2	Scores Four Goals	4-0-0	126-16-6	Won 9	Outshot by Opponent	1-3-2	190-147-51	Tied 1
November	4-2-3	139-65-25	Tied 1	Scores Five+ Goals	3-0-0	169-4-3	Won 11	Tied in Shots	2-0-0	19-11-3	Won 3
December	1-1-0	54-32-19	Lost 1	Shutout Opponent	1-0-0	112-0-7	Won 26	In Overtime	1-0-6	52-44-117	Tied 3
January	3-4-2	114-65-37	Lost 2	Allows One Goal	3-0-1	194-16-27	Won 1	In Shootouts	5-1	14-11	Won 5
February	1-1-1	132-67-31	Lost 1	Allows Two Goals	4-1-3	163-51-46	Won 1	vs. Ranked Opponents	2-3-3	121-107-33	Tied 1
March	0-0-0	94-57-3	Lost 1	Allows Three Goals	1-1-2	62-70-28	Tied 2				
April	0-0-0	0-1-0	Lost 1	Allows Four Goals	0-4-0	19-73-6	Lost 7				
				Allows Five+ Goals	0-2-0	1-87-3	Lost 54				

SCHAFER MISCELLANEA

SCHAFER'S ALL-TIME VICTORIES				
11/10/95	vs. Brown	W, 4-1	1	
1/19/98	at Colgate	W, 3-2 (OT)	50	
3/10/01	vs. Princeton	W, 2-1	100	
3/1/03	at Yale	W, 3-0	150	
10/28/05	vs. Michigan State	W, 4-2	200	
3/7/08	vs. Dartmouth	W, 3-2	250	
11/27/10	vs. Colgate	W, 4-3	300	
11/1/13	vs. Princeton	W, 4-2	350	
1/7/17	at Merrimack	W, 1-0	400	
2/1/19	at Union	W, 4-0	450	
11/4/22	at Princeton	W, 3-1	500	
1/24/25	vs. Harvard	W, 4-1	550	
2/7/25	vs. Union	W, 4-2	551	
GOALS SCORED UNDER SCHAFER • ALL GAMES				
11/10/95	Chad Wilson	A Michigan State	1	
2/23/96	Jeff Burgoyne	H Union	100	
1/25/97	Darren Tymchyshyn	H Ferris State	200	
1/17/98	Jeff Oates	H Colgate	300	
1/29/99	Denis Ladouceur	A Princeton	400	
2/4/00	Larry Pierce	A Harvard	500	
2/17/01	Mark McRae	H Vermont	600	
2/16/02	Matt McRae	A Vermont	700	
1/17/03	Ryan Vesce	A Union	800	
11/29/03	Byron Bitz	H Mercyhurst	900	
12/29/04	Cam Abbott	N Maine	1000	
12/2/05	Chris Abbott	H Princeton	1100	
12/1/06	Mitch Carefoot	H RPI	1200	
1/20/08	Topher Scott	H Clarkson	1300	
1/17/09	Michael Kennedy	A RPI	1400	
1/15/10	Locke Jillson	A Clarkson	1500	
1/14/11	Joe Devin	H RPI	1600	
1/21/12	Joakim Ryan	H Harvard	1700	
2/16/13	Nick D'Agostino	A Harvard	1800	
3/15/14	Patrick McCarron	H Clarkson	1900	
1/9/16	Jeff Kubiak	H Merrimack	2000	
2/3/17	Anthony Angello	A Union	2100	
1/19/18	Anthony Angello	H Colgate	2200	
2/1/19	Morgan Barron	A Union	2300	
1/10/20	Jeff Malott	A RPI	2400	
1/1/22	Ondrej Psenicka	A Arizona State	2500	
1/6/23	Jack Malone	A Union	2600	
12/29/23	Dalton Bancroft	N UMass	2700	
11/23/24	Dalton Bancroft	H Princeton	2800	
2/8/25	Kyler Kovich	H Union	2842	
SCHAFER'S RECORD AGAINST OPPONENTS				
Bold denotes 2024-25 opponent				
AIC	1-0-1	Minnesota State	1-0-0	
Air Force	1-0-0	New Hampshire	4-4-0	
Alabama-Huntsville	5-0-1	Niagara	15-2-0	
Alaska	2-0-0	North Dakota	6-4-0	
Arizona State	4-3-1	Northeastern	5-0-0	
Army	1-1-1	Northern Michigan	4-1-1	
Bemidji State	0-1-0	Notre Dame	1-0-0	
Boston College	1-1-0	Ohio State	6-5-0	
Boston University	7-8-2	Omaha	2-1-1	
Bowling Green	0-1-1	Penn State	1-0-0	
Brown	46-8-6	Princeton	47-18-3	
Canisius	2-0-0	Providence	2-3-1	
Clarkson	45-22-12	Quinnipiac	27-21-6	
Colgate	40-19-12	RIT	2-2-0	
Colorado College	4-3-1	Robert Morris	1-0-0	
Dartmouth	32-25-8	RPI	39-19-9	
Denver	2-4-0	Sacred Heart	2-3-1	
Ferris State	2-3-0	St. Cloud State	1-1-0	
Harvard	43-25-9	St. Lawrence	32-20-8	
Lake Superior State	0-1-1	UConn	1-0-0	
Maine	2-5-3	UMass	4-1-2	
Mercyhurst	0-1-1	UMass Lowell	0-2-0	
Merrimack	4-2-0	Union	40-20-9	
Miami (Ohio)	4-3-0	Vermont	13-2-4	
Michigan	2-0-1	Wayne State	1-1-0	
Michigan State	3-5-1	Western Michigan	6-1-1	
Minnesota	0-1-0	Wisconsin	1-1-0	
Minnesota Duluth	2-2-1	Yale	32-20-9	

FIVE-YEAR SITUATIONAL BREAKDOWNS

	2019-20	2021-22	2022-23	2023-24	2024-25	FIVE-YEAR TOTAL	SCHAFER TOTAL
Overall	23-2-4	18-10-4	21-11-2	22-7-6	9-8-6	93-38-22	551-297-117
ECAC Hockey games	18-2-2	12-6-4	15-6-1	12-6-4	6-6-4	63-26-15	361-182-87
Ivy League games	8-1-1	5-3-2	8-2-0	5-2-3	4-2-2	30-10-8	173-82-33
Non-conference games	5-0-2	6-4-0	6-5-1	10-1-2	3-2-2	30-12-7	190-115-30
At home	11-0-2	9-4-3	12-3-1	10-3-2	7-3-1	49-13-9	291-110-48
On the road	10-2-1	8-6-1	7-6-1	8-3-2	1-5-4	34-22-9	197-131-56
At a neutral site	2-0-1	1-0-0	2-2-0	4-1-2	1-0-1	10-3-4	63-56-13
Leading after 1st period	15-0-0	10-3-3	15-2-1	14-0-1	6-0-3	60-5-8	289-46-29
Trailing after 1st period	0-1-0	2-6-1	3-4-1	1-4-1	3-5-1	9-20-4	68-152-30
Tied after 1st period	8-1-4	6-1-0	3-5-0	7-3-4	0-3-2	24-13-10	194-99-58
Leading after 2nd period	20-0-0	12-0-1	19-0-0	19-0-2	5-0-0	75-0-3	421-22-29
Trailing after 2nd period	0-2-3	3-8-1	1-7-1	2-4-1	3-7-3	9-28-9	34-201-33
Tied after 2nd period	3-0-1	3-2-2	1-4-1	1-3-3	1-1-3	9-10-10	96-74-55
Outshooting opponent	17-1-3	12-8-2	18-6-2	15-5-4	6-4-4	68-24-15	342-138-63
Outshot by opponent	3-1-1	5-1-2	2-4-0	7-2-2	1-4-2	18-12-7	190-148-51
Shots are even	3-0-0	1-1-0	1-1-0	0-0-0	2-0-0	7-2-0	19-11-3
One-goal margin	3-1	7-7	6-7	4-5	1-2	21-22	203-139
Two-goal margin	7-0	3-1	5-2	6-1	4-2	25-6	129-65
Three-plus-goal margin	13-1	8-2	10-2	12-1	4-4	47-10	219-93
Scoring first	20-0-1	12-2-3	18-3-1	17-3-4	5-0-4	72-8-13	401-89-59
Opponent scores first	3-2-3	6-8-1	3-8-1	5-4-2	4-8-2	21-28-7	150-208-51
In October	0-0-0	2-0-0	0-2-0	2-0-0	0-0-0	4-2-0	18-10-2
In November	9-0-0	6-1-0	6-2-0	3-3-1	4-2-3	28-8-4	138-65-25
In December	1-1-0	1-0-1	2-1-1	1-1-2	1-1-0	6-4-4	54-32-19
In January	4-1-4	4-3-2	5-2-0	5-0-1	3-4-2	21-10-9	114-65-37
In February	9-0-0	4-4-1	5-2-1	5-1-2	1-1-1	19-9-9	132-67-31
In March	0-0-0	1-2-0	3-2-0	6-2-0	0-0-0	10-6-0	94-57-3
On Sunday	1-0-0	0-2-0	0-0-0	0-0-0	0-0-0	1-3-0	19-19-5
On Monday	0-0-0	0-0-0	0-0-0	0-0-0	0-0-0	0-0-0	3-2-0
On Tuesday	0-0-0	0-1-0	1-0-0	0-0-0	0-0-0	1-1-0	13-7-3
On Wednesday	0-0-0	0-0-0	0-0-0	0-0-0	0-0-0	0-0-0	3-4-1
On Thursday	0-0-0	0-0-0	2-0-0	1-0-0	0-0-0	3-0-0	7-8-1
On Friday	11-1-1	7-5-1	10-4-1	11-3-2	6-3-2	45-16-7	259-105-45
On Saturday	11-1-3	11-2-3	8-6-1	10-4-4	3-5-4	43-18-15	247-152-62
First of back-to-back	12-1-1	7-6-1	11-3-0	11-3-2	6-3-2	47-16-8	274-110-44
Second of back-to-back	10-1-3	9-2-3	7-5-2	9-3-3	3-5-3	38-16-14	225-143-58
Third in three days	0-0-0	0-1-0	0-0-0	0-0-0	0-0-0	0-1-0	7-5-0
In a single game	1-0-0	2-1-0	3-3-0	2-1-0	0-0-1	8-5-1	45-39-15
In overtime	0-0-4	4-1-4	0-2-2	2-2-6	1-0-6	7-5-22	52-44-117
In shootouts	0-0	0-4	1-1	4-2	5-1	10-8	14-11
vs. ECAC Hockey opp.	18-2-2	13-8-4	17-7-1	16-6-4	6-6-5	70-27-14	435-220-93
vs. Atlantic Hockey opp.	0-0-0	0-0-0	2-0-1	0-0-0	0-1-1	2-1-2	12-5-3
vs. Big Ten opp.	3-0-0	0-0-0	0-0-0	0-0-0	0-0-0	3-0-0	4-3-0
vs. CCHA opp.	0-0-0	0-0-0	0-0-0	0-0-0	0-0-0	0-0-0	18-14-4
vs. Hockey East opp.	1-0-1	1-0-0	1-2-0	2-0-1	1-0-0	6-2-2	30-26-8
vs. NCHC opp.	0-0-0	2-0-0	1-2-0	2-1-0	2-1-0	7-4-0	13-9-1
vs. Independent opp.	0-0-0	2-2-0	0-0-0	2-0-1	0-0-0	4-2-1	10-3-3
vs. Ranked Opponents	6-1-3	5-1-1	3-8-0	7-2-2	2-3-3	23-15-9	121-107-33

TEAM GOALS IN A GAME

1.	11	11/13/21 vs. RPI (W, 11-3)
2.	10	11/20/99 vs. Clarkson (W, 10-4)
	10	2/4/23 vs. Union (W, 10-1)
4.	9	3/9/18 vs. Quinnipiac (W, 9-1)
5.	8	1/23/96 vs. UMass (W, 8-1)
	8	3/8/96 vs. Colgate (W, 8-1)
	8	3/9/96 vs. Colgate (W, 8-3)
	8	2/6/99 vs. Princeton (W, 8-4)
	8	11/12/99 vs. Brown (W, 8-1)
	8	2/11/00 at Clarkson (W, 8-3)
	8	11/15/02 at Vermont (W, 8-0)
	8	2/8/03 vs. Vermont (W, 8-1)
	8	2/17/07 vs. Princeton (W, 8-4)
	8	12/29/22 vs. AIC (W, 8-4)

INDIVIDUAL GOALS IN A GAME

1.	4	Max Andreev	vs. RPI (11/13/21)
2.	3	Brad Chartrand	vs. Harvard (11/11/95)
	3	P.C. Drouin	at Union (12/10/95)
	3	Kyle Knopp	at Brown (2/17/96)
	3	David Kozier	at Harvard (11/13/98)
	3	Matt Moulson	vs. Dartmouth (2/7/03)
	3	Ryan Vesce	at Princeton (11/8/03)
	3	Matt Moulson	at Harvard (1/9/04)
	3	Mike Knoepfli	vs. Clarkson (3/12/04)
	3	Matt Moulson	vs. Union (2/19/05)
	3	Colin Greening	vs. Dartmouth (2/29/08)
	3	Tyler Roeszler	vs. Colgate (1/22/11)
	3	Mitch Vanderlaan	at Yale (11/12/16)
	3	Jeff Malott	at Princeton (1/13/17)
	3	Noah Bauld	vs. St. Lawrence (11/17/17)
	3	Kyle Betts	vs. Canisius (12/30/17)
	3	Anthony Angello	at Harvard (1/26/18)
	3	Morgan Barron	vs. Yale (11/9/19)
	3	Ben Berard	vs. Clarkson (2/29/20)
	3	Ben Berard	at Dartmouth (11/6/21)
	3	Matt Stienburg	at St. Lawrence (12/3/21)
	3	Dalton Bancroft	vs. UConn (11/26/22)
	3	Jonathan Castagna	vs. Princeton (1/19/24)

TEAM ASSISTS IN A GAME

1.	22	11/13/21 vs. RPI (W, 11-3)
2.	20	11/20/99 vs. Clarkson (W, 10-4)
	20	11/20/99 vs. Clarkson (W, 10-4)
4.	18	3/9/18 vs. Quinnipiac (W, 9-1)
	18	2/4/23 vs. Union (W, 10-1)
6.	16	1/23/96 vs. UMass (W, 8-1)
	16	3/8/96 vs. Colgate (W, 8-1)
	16	3/9/96 vs. Colgate (W, 8-3)
	16	2/6/99 vs. Princeton (W, 8-4)
	16	11/12/99 vs. Brown (W, 8-1)
	16	2/11/00 at Clarkson (W, 8-3)
	16	11/15/02 at Vermont (W, 8-0)
	16	2/8/03 vs. Vermont (W, 8-1)
	16	2/17/07 vs. Princeton (W, 8-4)
	16	12/29/22 vs. AIC (W, 8-4)

INDIVIDUAL ASSISTS IN A GAME

1.	4	Jeff Burgoyne	vs. Princeton (2/6/99)
		Kyle Knopp	at RPI (2/26/99)
	4	Mark McRae	at Clarkson (2/11/00)
	4	Mike Knoepfli	vs. Vermont (2/8/03)
	4	Ryan Vesce	at Princeton (11/8/03)
	4	Ryan Vesce	at Harvard (1/9/04)
	4	Byron Bitz	vs. Princeton (2/13/04)
	4	Brenden Locke	vs. Quinnipiac (3/9/18)
	4	Yanni Kaldis	vs. Quinnipiac (3/9/18)
	4	Nick DeSantis	at RPI (1/7/23)
11.	3	81 times by 55 players	
		Last: Gabriel Seger, at Clarkson (2/23/24)	

TEAM POINTS IN A GAME

1.	33	11/13/21 vs. RPI (W, 11-3; 11g-22a)
2.	30	11/20/99 vs. Clarkson (W, 10-4; 10g-20a)
3.	28	2/4/23 vs. Union (W, 10-1; 10g-18a)
4.	27	3/9/18 vs. Union (W, 10-1; 9g-18a)
5.	24	1/23/96 vs. Quinnipiac (W, 9-1; 8g-16a)
	24	3/8/96 vs. UMass (W, 8-1; 8g-16a)
	24	3/9/96 vs. Colgate (W, 8-1; 8g-16a)
	24	2/6/99 vs. Colgate (W, 8-3; 8g-16a)
	24	11/12/99 vs. Princeton (W, 8-4; 8g-16a)
	24	2/11/00 vs. Brown (W, 8-1; 8g-16a)
	24	11/15/02 at Clarkson (W, 8-3; 8g-16a)
	24	2/8/03 at Vermont (W, 8-0; 8g-16a)
	24	2/17/07 vs. Vermont (W, 8-1; 8g-16a)
	24	12/29/22 vs. Princeton (W, 8-4; 8g-16a)

INDIVIDUAL POINTS IN A GAME

1.	7	Ryan Vesce (3g-4a)	at Princeton (11/8/03)
2.	6	Max Andreev (4g-2a)	vs. Union (11/13/21)
3.	5	Kyle Knopp (2g-3a)	at Union (12/10/95)
	5	Denis Ladouceur (2g-3a)	vs. Clarkson (11/20/99)
5.	4	43 times by 33 players	
		Last: Gabriel Seger (2g-2a), at Harvard (3/16/24)	

POWER-PLAY GOALS IN A GAME

1.	6	2/4/23 vs. Union (W, 10-1)
2.	5	12/10/95 at Union (T, 5-5 — OT)
	5	2/8/03 vs. Vermont (W, 8-1)
4.	4	12/1/95 vs. Yale (W, 6-2)
	4	2/16/96 at Harvard (W, 5-4 — OT)
	4	2/6/99 vs. Princeton (W, 8-4)
	4	11/6/09 vs. Dartmouth (W, 5-1)
	4	10/26/13 at Omaha (W, 4-3)
9.	3	46 times, Last: 1/21/23 vs. Princeton (W, 3-2)

SHORT-HANDED GOALS IN A GAME

1.	2	11/11/95 vs. Harvard (W, 5-3)
	2	12/2/95 vs. Princeton (T, 5-5 — OT)
	2	2/7/97 at Dartmouth (W, 5-3)
	2	2/6/99 vs. Princeton (W, 8-4)
	2	3/11/05 vs. Clarkson (W, 5-0)
	2	1/13/12 at Quinnipiac (W, 2-1)
7.	1	57 times, Last: 2/3/23 vs. Clarkson (W, 7-2)

TEAM SAVES IN A GAME

1.	60	3/17/13 at Quinnipiac (L, 2-3 — 2OT)
2.	59	3/26/06 vs. Wisconsin (L, 0-1 — 3OT)
3.	52	12/27/96 vs. Providence (W, 4-3 — 3OT)
	52	2/13/10 vs. Yale (L, 1-2 — OT)
5.	47	11/22/97 vs. Yale (L, 1-2 — OT)
	47	11/24/98 at Northeastern (W, 4-2)
7.	46	12/10/95 at Union (T, 5-5 — OT)
	46	3/9/12 vs. Dartmouth (W, 4-3 — 2OT)
9.	45	3/1/96 at Clarkson (L, 1-2 — OT)
	45	3/16/01 vs. Harvard (W, 5-2)
	45	11/30/07 vs. UMass (T, 0-0 — OT)

INDIVIDUAL SAVES IN A GAME

1.	60	Andy Iles	at Quinnipiac (3/17/13 — 2OT)
2.	59	David McKee	vs. Wisconsin (3/26/06 — 3OT)
3.	52	Jean-Marc Pelletier	vs. Providence (12/27/96 — 3OT)
	52	Ben Scrivens	vs. Yale (2/13/10 — OT)
5.	47	Jason Elliott	vs. Yale (11/22/97 — OT)
	47	Matt Underhill	at Northeastern (11/24/98)
7.	46	Jason Elliott	at Union (12/10/95 — OT)
	46	Andy Iles	vs. Dartmouth (W, 4-3 — 2OT)
9.	45	Jason Elliott	at Clarkson (3/1/96 — OT)
	45	Matt Underhill	vs. Harvard (3/16/01)
	45	Ben Scrivens	vs. UMass (11/30/07 — OT)

QUICKEST GOALS TO BEGIN GAME

1.	0:08	Dalton Bancroft	vs. Yale (11/8/24)
2.	0:16	Ryan O'Byrne	at St. Lawrence (2/25/05)
3.	0:22	Tristan Mullin	at Brown (2/15/19)
4.	0:25	Matt McRae	at Yale (11/30/01)
5.	0:27	Denis Ladouceur	vs. Union (12/4/98)
6.	0:28	Anthony Angello	vs. RPI (2/27/16)
7.	0:29	Jamie Papp	vs. Harvard (3/7/97)
8.	0:31	Ryan Vesce ^(PP)	at Harvard (2/15/03)
	0:31	Nick D'Agostino	vs. Harvard (2/18/11)
10.	0:32*	Dalton Bancroft	vs. UConn (11/26/22)

* - denotes game-winning goal

LATEST GOALS IN REGULATION

1.	59:59	Tyler Mugford ^(EN)	vs. Robert Morris (10/26/06)
	59:59	Blake Gallagher ^(EN)	vs. Brown (2/12/10)
	59:59	Anthony Angello ^(EN)	at Yale (11/12/16)
	59:59	Anthony Angello ^(EN)	at Harvard (1/26/18)
5.	59:58*	Alec McCrea ^(PP)	vs. Harvard (11/11/17)
6.	59:57	Kyle Knopp ^(EN)	vs. St. Lawrence (3/1/97)
	59:57	Vinnie Auger ^(PP/EN)	vs. Northeastern (11/1/97)
	59:57	Krzysztof Wieckowski ^(EN)	at Boston Univ. (11/25/01)
9.	59:56	Colin Greening ^(EN)	vs. Colgate (11/24/09)
10.	59:55	Shane Palahicky ^(PP)	vs. Yale (11/8/02)
	59:55	Sullivan Mack ^(EN)	vs. North Dakota (11/1/24)

* - denotes game-winning goal

QUICKEST GAME-WINNING GOALS

1.	0:32	Dalton Bancroft	vs. UConn (11/26/22)
2.	0:37	Michael Kennedy	at RPI (1/17/09)
3.	0:42	Taylor Davenport	vs. Union (12/2/06)
4.	0:46	Sullivan Mack	at Princeton (2/26/22)
5.	1:21	Brenden Locke	vs. Union (3/16/19)
6.	1:23	Ryan Walsh	vs. Harvard (1/24/25)
7.	1:38	Mike Iggulden	at Clarkson (2/26/05)
8.	1:49	Max Andreev	vs. St. Lawrence (2/28/20)
9.	1:59	Cam Abbott	at Union (1/17/03)
10.	2:17	Trevor Yates	vs. Colgate (11/13/15)

LATEST GAME-WINNING GOALS

1.	110:14	David Adler ^(3OT)	vs. Providence (12/27/96)
2.	97:40	Sean Whitney ^(2OT)	vs. Dartmouth (3/9/12)
3.	90:32	Matt Moulson ^(2OT)	vs. Clarkson (3/11/06)
4.	89:54	Colin Greening ^(2OT)	vs. Princeton (3/20/09)
5.	88:30	Raymond Sawada ^(2OT)	vs. Clarkson (3/10/06)
6.	81:09	Matt McRae ^(2OT)	vs. Boston College (3/30/03)
7.	72:32	Brian Ferlin ^(OT)	vs. Clarkson (3/16/14)
8.	70:41	Joe Devin ^(OT)	vs. Quinnipiac (3/13/11)
9.	67:25	David Kozier ^(OT)	vs. Princeton (3/9/01)
10.	64:46	Mark McRae ^(PP/OT)	at Vermont (1/12/01)

LATEST GAME-WINNING GOALS (NON-OT)

1.	59:58	Alec McCrea ^(PP)	vs. Harvard (11/11/17)
2.	59:54	Ben Berard	at Dartmouth (11/6/21)
3.	59:44	Sam Paolini	vs. Yale (2/9/02)
4.	59:42	Evan Barlow	vs. Northeastern (3/28/09)
5.	59:41	Larry Pierce	vs. Niagara (11/6/98)
6.	59:37	Mark McCutcheon	vs. Quinnipiac (12/3/05)
7.	59:35	Yanni Kaldis ^(PP)	at RPI (2/4/17)
8.	59:34	Travis Bell	at St. Lawrence (1/26/02)
9.	59:21	Mark McCutcheon	at Colgate (2/4/06)
10.	59:20	Colin Greening ^(EN)	at Yale (11/9/07)

Bold denotes accomplished this season

SINGLE-SEASON AND CAREER LEADERS UNDER SCHAFER

GOALS IN A SEASON

1.	24	Brad Chartrand	1995-96
2.	22	Matt Moulson	2004-05
3.	19	Ryan Vesce	2002-03
4.	18	P.C. Drouin	1995-96
	18	Matt Moulson	2003-04
	18	Matt Moulson	2005-06
	18	Blake Gallagher	2009-10
8.	17	Joe Devin	2010-11
9.	15	Five times by five players Last: Morgan Barron (2018-19)	

GOALS BY DEFENSEMAN, SEASON

1.	13	Chad Wilson	1996-97
2.	11	Tony Bergin	1996-97
	11	Doug Murray	2001-02
4.	9	Mark McRae	2002-03
	9	Charlie Cook	2004-05
6.	8	Mark McRae	2000-01
	8	Mark McRae	2001-02
	8	Nick D'Agostino	2011-12
	8	Joakim Ryan	2013-14
	8	Sam Malinski	2022-23

ASSISTS IN A SEASON

1.	33	Stephen Bâby	2002-03
2.	32	Kyle Knopp	1998-99
3.	30	Gabriel Seger	2023-24
4.	26	Steve Wilson	1995-96
	26	Ryan Vesce	2002-03
6.	25	Greg Miller	2010-11
7.	24	Yanni Kaldis	2018-19
8.	23	Stephen Bâby	2001-02
	23	Riley Nash	2009-10
	23	Gabriel Seger	2022-23

ASSISTS BY DEFENSEMAN, SEASON

1.	26	Steve Wilson	1995-96
2.	24	Yanni Kaldis	2018-19
3.	22	Mark McRae	2001-02
4.	21	Doug Murray	2001-02
5.	20	Doug Murray	2002-03
	20	Joakim Ryan	2012-13
	20	Yanni Kaldis	2019-20
8.	19	Mark McRae	2002-03
	19	Charlie Cook	2003-04
	19	Patrick McCarron	2016-17

POINTS IN A SEASON

1.	45	Ryan Vesce	2002-03
2.	44	Gabriel Seger	2023-24
3.	43	Brad Chartrand	1995-96
4.	42	Kyle Knopp	1998-99
	42	Matt Moulson	2004-05
6.	41	Stephen Bâby	2002-03
7.	38	Matt Moulson	2005-06
8.	37	Blake Gallagher	2009-10
9.	35	Matt Moulson	2003-04
	35	Colin Greening	2009-10
	35	Riley Nash	2009-10

POINTS BY DEFENSEMAN, SEASON

1.	32	Doug Murray	2001-02
2.	30	Steve Wilson	1995-96
	30	Mark McRae	2001-02
4.	28	Mark McRae	2002-03
	28	Yanni Kaldis	2018-19
6.	26	Sam Malinski	2022-23
7.	25	Doug Murray	2002-03
	25	Patrick McCarron	2016-17
	25	Yanni Kaldis	2019-20
10.	24	Joakim Ryan	2013-14

TEAM GOALS IN A SEASON

1.	139	1995-96	# of players with goals:	19
2.	133	2002-03	# of players with goals:	19
3.	123	1996-97	# of players with goals:	19
4.	118	2001-02	# of players with goals:	21
5.	115	2023-24	# of players with goals:	18
6.	112	2004-05	# of players with goals:	18
	112	2022-23	# of players with goals:	22
8.	108	2018-19	# of players with goals:	21
9.	107	2009-10	# of players with goals:	20
10.	104	1999-00	# of players with goals:	19
	104	2019-20	# of players with goals:	21

TEAM ASSISTS IN A SEASON

1.	237	1995-96	# of players with assists:	19
2.	236	2002-03	# of players with assists:	21
3.	198	2001-02	# of players with assists:	22
4.	195	2023-24	# of players with assists:	21
	195	2022-23	# of players with assists:	22
6.	193	1996-97	# of players with assists:	20
7.	190	2019-20	# of players with assists:	22
8.	186	2004-05	# of players with assists:	21
	186	2018-19	# of players with assists:	22
10.	181	2009-10	# of players with assists:	20

TEAM POINTS IN A SEASON

1.	376	1995-96	# of players with points:	20
2.	369	2002-03	# of players with points:	21
3.	316	2001-02	# of players with points:	23
	316	1996-97	# of players with points:	20
5.	310	2023-24	# of players with points:	21
6.	307	2022-23	# of players with points:	22
7.	298	2004-05	# of players with points:	21
8.	294	2019-20	# of players with points:	23
	294	2018-19	# of players with points:	22
10.	288	2009-10	# of players with points:	22

TEAM SAVES IN A SEASON

1.	1004	1997-98	Matches:	33	SV/match:	30.42
2.	978	1996-97	Matches:	35	SV/match:	27.94
3.	949	2010-11	Matches:	34	SV/match:	27.91
4.	948	2007-08	Matches:	36	SV/match:	26.33
5.	936	2015-16	Matches:	34	SV/match:	27.53
6.	915	2009-10	Matches:	34	SV/match:	26.91
7.	904	2012-13	Matches:	34	SV/match:	26.59
8.	898	1995-96	Matches:	34	SV/match:	26.41
9.	879	2016-17	Matches:	35	SV/match:	25.11
10.	870	2011-12	Matches:	35	SV/match:	24.86

SEASON GOALS-AGAINST AVERAGE

1.	1.24	2004-05	GA:	44	Minutes:	2134:19
2.	1.26	2002-03	GA:	46	Minutes:	2187:32
3.	1.52	2017-18	GA:	50	Minutes:	1978:38
4.	1.54	2019-20	GA:	45	Minutes:	1750:43
5.	1.68	2001-02	GA:	61	Minutes:	2176:41
6.	1.80	2023-24	GA:	64	Minutes:	2135:41
7.	1.82	2003-04	GA:	59	Minutes:	1942:47
8.	1.84	2009-10	GA:	63	Minutes:	2049:53
9.	1.849	2008-09	GA:	64	Minutes:	2076:35
10.	1.854	2022-23	GA:	63	Minutes:	2038:42

SEASON SHUTOUTS

1.	10	2004-05	
	10	2017-18	
3.	9	2002-03	
4.	7	2009-10	
	7	2008-09	
	7	2015-16	
7.	6	2011-12	
8.	5	Six times, Last: 2021-22	

Bold denotes accomplished this season / active player

CAREER GOALS

1.	71	Matt Moulson	2002-06
2.	53	Colin Greening	2006-10
3.	46	Doug Stienstra	1996-00
	46	Ryan Vesce	2000-04
5.	45	Ryan Moynihan	1996-00
6.	41	Mitch Vanderlaan	2015-19
7.	40	Kyle Knopp	1995-99
8.	37	Sam Paolini	1999-03
	37	Riley Nash	2007-10
	37	Joe Devin	2007-11
T12.	35	Ondrej Psenicka	2021-Pr.

CAREER ASSISTS

1.	93	Kyle Knopp	1995-99
2.	86	Stephen Bâby	1999-03
3.	82	Ryan Vesce	2000-04
	82	Topher Scott	2004-08
5.	72	Yanni Kaldis	2016-20
6.	68	Mark McRae	1999-03
7.	67	Matt Moulson	2002-06
8.	64	Riley Nash	2007-10
	64	Greg Miller	2009-13
10.	63	Blake Gallagher	2006-10

CAREER POINTS

1.	138	Matt Moulson	2002-06
2.	133	Kyle Knopp	1995-99
3.	128	Ryan Vesce	2000-04
4.	115	Stephen Bâby	1999-03
	115	Colin Greening	2006-10
6.	107	Topher Scott	2004-08
7.	106	Ryan Moynihan	1996-00
8.	101	Riley Nash	2007-10
9.	99	Doug Stienstra	1996-00
10.	98	Mark McRae	1999-03
	98	Greg Miller	2009-13

CAREER SAVES

1.	2,988	Andy Iles	2010-14
2.	2,824	Ben Scrivens	2006-10
3.	2,403	Mitch Gillam	2013-17
4.	2,208	David McKee	2003-06
5.	2,096	Ian Shane	2021-Pr.
6.	2,052	Matt Underhill	1998-02
7.	1,977	Jason Elliott	1995-98
8.	1,844	Matthew Galajda	2017-20
9.	935	Dave LeNeveu	2001-03
10.	906	Ian Burt	1997-01

CAREER GOALS-AGAINST AVERAGE

1.	1.29	Dave LeNeveu	2001-03
2.	1.64	Matthew Galajda	2017-20
3.	1.71	David McKee	2003-06
4.	1.87	Ian Shane	2021-Pr.
5.	1.91	Ben Scrivens	2006-10
6.	2.15	Mitch Gillam	2013-17
7.	2.26	Andy Iles	2010-14
8.	2.29	Troy Davenport	2004-08
9.	2.32	Matt Underhill	1998-02
10.	2.33	Mike Garman	2008-11

CAREER SHUTOUTS

1.	19	Matthew Galajda	2017-20
	19	Ben Scrivens	2006-10
3.	18	David McKee	2003-06
4.	12	Ian Shane	2021-Pr.
5.	11	Dave LeNeveu	2001-03
	11	Mitch Gillam	2013-17
7.	9	Andy Iles	2010-14
8.	6	Matt Underhill	1998-02
9.	4	Jason Elliott	1995-98
10.	3	Hayden Stewart	2014-18

SCHAFER'S ALUMNI IN THE NHL (AS OF FEB. 12)



MORGAN BARRON

F | Winnipeg | CU from 2017-20

2024-25 STATS

GP	G	A	PTS
52	5	3	8

CAREER NHL STATS

GP	G	A	PTS
234	27	26	53



SAM MALINSKI

D | Colorado | CU from 2019-23

2024-25 STATS

GP	G	A	PTS
54	1	5	6

CAREER NHL STATS

GP	G	A	PTS
77	4	12	16

BIG RED NHLers UPCOMING SCHEDULE

FEB. 12-21

Break for Four Nations Faceoff

#PRORED TRACKER

LAST UPDATED: FEB. 11, 2025

NORTH AMERICA NHL (2)

- Morgan Barron — Winnipeg
- Sam Malinski — Colorado

AHL (10)

- Anthony Angello — Milwaukee
- Cole Bardreau — Bridgeport
- Jacob MacDonald — Colorado
- Jack Malone — Utica
- Jeff Malott — Ontario
- Travis Mitchell — Bridgeport
- Riley Nash — Hartford
- Joakim Ryan — Chicago
- Gabriel Seger — Grand Rapids
- Matt Stienburg — Colorado

ECHL (4)

- Max Andreev - Kansas City
- Ben Berard — Kalamazoo
- Kyle Betts — Florida

SPHL (1)

- Hayden Stewart - Birmingham Bulls

INTERNATIONAL AUSTRIA - ICEHL (1)

- Sean Collins — Black Wings Linz

CZECHIA - EXTRALIGA (1)

- Joe Leahy - HC Vítkovice

ENGLAND - EIHL (1)

- Michael Regush — Coventry Blaze

GERMANY - DEL (3)

- Alex Green — Straubing Tigers
- Cody Haiskanen — Nürnberg Ice Tigers
- Alec McCrea — Düsseldorfer EG

GERMANY - DEL2 (1)

- Jake Weidner — EC Kassel Huskies

ITALY - ICEHL (1)

- Matt Cairns — Asiago

JAPAN - ASIA LEAGUE (1)

- Alex Rauter — Yokohama Griets

NORWAY (1)

- Mitch Gillam — Frisk Asker

RUSSIA - KHL (2)

- Kirill Gotovets — Dynamo Moskva
- Yanni Kaldis — Severstal Cherepovets

MACDONALD NETS HAT TRICK TO CONTINUE TORRID STRETCH

LOVELAND, Colo. (FEB. 11, 2025) — Former Cornell defenseman **JACOB MacDONALD** '15 continued his torrid stretch on Tuesday night, scoring a hat trick in the Colorado Eagles' 6-3 victory over the San Jose Barracuda at Blue Arena.

MacDonald scored two first-period goals before scoring the latter of Colorado's two empty-net goals to solidify the Eagles' victory while increasing his goal total to 20, to lead all American Hockey League defensemen and is tied for the seventh-most goals in the AHL. The 20 goals — which matches MacDonald's career-high from the 2017-18 season with the Binghamton Devils — are nine more than San Jose blueliner Luca Cagnoni, who assumes second place for goals by a blueliner.

Of MacDonald's 20 goals, 10 have come while the Eagles have been on the power play, one shy of tying Rochester's Brett Murray for the AHL lead.

"The shot is a huge asset. He can play and score from different positions on the power play," Colorado's head coach Aaron Schneekloth said. "He's scored some nice goals from up top, some on the one-timer, nice goals off the rush. Twenty goals, leading the league for defensemen, and leading the league in power-play goals; he's a big weapon for us on the power play."

MacDonald has totaled six goals over his last three games, which includes scoring at least once in each contest. Across his last 12 games, the 31-year-old has 13 points, highlighted by his 11 goals.

Through 40 games this season, MacDonald ranks second on the Eagles in points (33), while his 20 goals are six more than Matthew Phillips, who leads the team with 36 points (14 goals, 22 assists). MacDonald's 33 points are eight more than the Eagles' next highest-scoring defenseman, Calle Rosén (7-18—25).

CORNELLIANS IN THE NHL



CORNELLIANS ACTIVELY IN THE NHL (2)

PLAYER	AT CORNELL	NHL SEASON	NHL TEAM
Morgan Barron	2017-20	4th	Winnipeg
Sam Malinski	2019-23	2nd	Colorado

NHLers TO PLAY FOR SCHAFER AT CORNELL (30)

PLAYER	YEAR(S) COACHED	NHL CAREER	TEAM(S)
--------	-----------------	------------	---------

AS AN ASSISTANT COACH (4)

Joe Nieuwendyk	1986-87	1987-07	CGY, DAL, NJ, TOR, FLA
----------------	---------	---------	------------------------

Corrie D'Alessio	1987-90	1992-93	HFD
Dan Ratushny	1988-90	1992-93	VAN
Ryan Hughes	1989-90	1995-96	BOS

AS A HEAD COACH (26)

Brad Chartrand	1995-96	1999-04	LAK
P.C. Drouin	1995-96	1996-97	BOS
Jean-Marc Pelletier	1995-97	1998-04	PHI, PHX
Matt Underhill	1998-02	2003-04	CHI
Douglas Murray	1999-03	2005-14	SJ, PIT, MTL
Ryan Vesce	2000-04	2008-10	SJ
Mike Iggulden	2001-05	2007-09	SJ, NYI
David LeNeveu	2001-03	2005-11	PHX, CBJ
Matt Moulson	2002-06	2007-18	LA, NYI, BUF, MIN
Ryan O'Byrne	2003-06	2007-13	MTL, COL, TOR
Byron Bitz	2003-07	2008-12	BOS, FLA, VAN
Raymond Sawada	2004-08	2008-11	DAL
Colin Greening	2006-10	2010-16	OTT, TOR
Brendon Nash	2006-10	2010-11	MTL
Ben Scrivens	2006-10	2011-16	TOR, LA, EDM, MTL
Riley Nash	2007-10	2011-24	CAR, BOS, CBJ, WPG, TB, ARI, NYR
Sean Collins	2008-12	2012-16	CBJ, WSH
Brian Ferlin	2011-14	2014-15	BOS
Joakim Ryan	2011-15	2017-21	SJ, LA, CAR
Jacob MacDonald	2011-15	2018-24	FLA, COL, SJ
Cole Bardreau	2011-15	2019-23	NYI
Anthony Angello	2015-18	2019-22	PIT
Morgan Barron	2018-20	2020-25	NYR, WPG
Jeff Malott	2016-20	2021-22	WPG
Sam Malinski	2019-23	2023-25	COL
Matt Stienburg	2019-23	2024-25	COL

CORNELLIANS IN HOCKEY HALL OF FAME (2)



KEN DRYDEN

G | Montréal | CU from 1966-69

CAREER STATS

GP	SV	GAA	SV%
397	10,213	2.24	.922



5-time Vezina Trophy winner; 6-time All-Star




JOE NIEUWENDYK

F | Calgary, Dallas, New Jersey, Toronto, Florida | CU from 1984-87

CAREER STATS

GP	G	A	PTS
1,257	564	562	1,126



1988 Calder; 1995 Clancy; 1999 Conn Smythe

**JACK O'BRIEN**

#3

2024-25 STATS: 19 GP, 0 G, 1 A, 1 PTS, 2 PIM**Height:** 6-0 **Weight:** 184 lbs. **Shoots:** Left **Year:** Junior**Hometown:** White Rock, British Columbia**Previous Team:** Nanaimo Clippers (BCHL)

SEASON	GP	G	A	PTS	SH	SH%	PN-MIN	+/-	PPG	SHG	GWG	BLK	FOW	FOL	FO%
2022-23	1	0	0	0	1	.000	0-0	E	0	0	0	0	0	0	.000
2023-24	9	0	0	0	5	.000	0-0	+4	0	0	0	2	0	0	.000
2024-25	19	0	1	1	11	.000	1-2	+1	0	0	0	6	0	0	.000
TOTALS	29	0	1	1	17	.000	1-2	+5	0	0	0	8	0	0	.000

O'BRIEN AT A GLANCE

Most Goals _____ N/A
Most Assists _____ 1, at Dartmouth (11/15/24)
Most Points _____ 1, at Dartmouth (11/15/24)

First Goal _____ N/A
First Assist _____ at Dartmouth (11/15/24)
Last Goal _____ N/A
Last Assist _____ at Dartmouth (11/15/24) - 16 games

Longest Point Streak _____ N/A
Longest Goal Streak _____ N/A
Longest Assist Streak _____ N/A

**HANK KEMPF**

#4

2024-25 STATS: 23 GP, 1 G, 5 A, 6 PTS, 12 PIM**Height:** 6-2 **Weight:** 203 lbs. **Shoots:** Left **Year:** Senior**Hometown:** Wilmette, Ill.**Previous Team:** Muskegon Lumberjacks (USHL)

SEASON	GP	G	A	PTS	SH	SH%	PN-MIN	+/-	PPG	SHG	GWG	BLK	FOW	FOL	FO%
2021-22	32	0	8	8	54	.000	3-6	+8	0	0	0	12	0	0	.000
2022-23	31	1	1	2	25	.040	5-10	+12	0	0	0	30	0	0	.000
2023-24	35	1	7	8	34	.029	6-12	+14	0	0	1	59	0	0	.000
2024-25	23	1	5	6	19	.053	6-12	E	0	0	0	21	0	0	.000
TOTALS	121	3	21	24	132	.023	20-40	+34	0	0	1	122	0	0	.000

KEMPF AT A GLANCE

Most Goals _____ 1, (3x), Last: at St. Lawrence (1/31/25)
Most Assists _____ 2, (2x), Last: vs. St. Lawrence (3/23/24)
Most Points _____ 2, (2x), Last: vs. St. Lawrence (3/23/24)

First Goal _____ at RPI (1/7/23)
First Assist _____ at Dartmouth (11/6/21)
Last Goal _____ at St. Lawrence (1/31/25) - 3 games
Last Assist _____ at Clarkson (2/1/25) - 2 games

Longest Point Streak _____ 4 games (11/6/21 - 11/19/21)
Longest Goal Streak _____ N/A
Longest Assist Streak _____ 4 games (11/6/21 - 11/19/21)

**HOYT STANLEY**

#5

2024-25 STATS: 22 GP, 1 G, 5 A, 6 PTS, 31 PIM**Height:** 6-3 **Weight:** 203 lbs. **Shoots:** Right **Year:** Sophomore**Hometown:** West Vancouver, British Columbia**Previous Team:** Victoria Grizzlies (BCHL)

SEASON	GP	G	A	PTS	SH	SH%	PN-MIN	+/-	PPG	SHG	GWG	BLK	FOW	FOL	FO%
2023-24	35	2	8	10	37	.054	11-22	+16	0	0	0	25	0	0	.000
2024-25	22	1	5	6	20	.050	10-31	+4	0	0	0	36	0	0	.000
TOTALS	57	3	13	16	57	.053	21-53	+20	0	0	0	61	0	0	.000

STANLEY AT A GLANCE

Most Goals _____ 1, (3x), Last: at Clarkson (2/1/25)
Most Assists _____ 2, vs. UMass (1/3/25)
Most Points _____ 2, vs. UMass (1/3/25)

First Goal _____ vs. UMass (12/29/23)
First Assist _____ vs. Minnesota Duluth (10/27/23)
Last Goal _____ at Clarkson (2/1/25) - 2 games
Last Assist _____ vs. RPI (2/7/25) - 1 game

Longest Point Streak _____ 3 games (1/13/24 - 1/20/24)
Longest Goal Streak _____ N/A
Longest Assist Streak _____ 3 games (1/13/24 - 1/20/24)

**GEORGE FEGARAS**

#6

2024-25 STATS: 17 GP, 1 G, 9 A, 10 PTS, 10 PIM**Height:** 6-2 **Weight:** 212 lbs. **Shoots:** Right **Year:** Sophomore**Hometown:** Richmond Hill, Ontario**Previous Team:** Muskegon Lumberjacks (USHL)

SEASON	GP	G	A	PTS	SH	SH%	PN-MIN	+/-	PPG	SHG	GWG	BLK	FOW	FOL	FO%
2023-24	33	3	4	7	57	.053	6-12	+9	1	0	0	19	0	0	.000
2024-25	17	1	9	10	29	.034	5-10	-3	0	0	0	13	0	0	.000
TOTALS	50	4	13	17	86	.047	11-22	+6	1	0	0	32	0	0	.000

FEGARAS AT A GLANCE

Most Goals _____ 1, (4x), Last: vs. Dartmouth (1/25/25)
Most Assists _____ 2, (2x), Last: at Colgate (12/7/24)
Most Points _____ 2, (3x), Last: at Colgate (12/7/24)

First Goal _____ at Brown (11/4/23)
First Assist _____ at Brown (11/4/23)
Last Goal _____ vs. Dartmouth (1/25/25) - 4 games
Last Assist _____ vs. RPI (2/7/25) - 1 game

Longest Point Streak _____ 3 games (1/18/25 - 1/25/25)
Longest Goal Streak _____ N/A
Longest Assist Streak _____ 2, (2x), Last: (1/18/25 - 1/24/25)

**JIMMY RAYHILL**

#7

2024-25 STATS: 5 GP, 0 G, 0 A, 0 PTS, 0 PIM**Height:** 5-9 **Weight:** 174 lbs. **Shoots:** Right **Year:** Senior**Hometown:** New Hartford, N.Y.**Previous Team:** Odessa Jackalopes (NAHL)**RAYHILL AT A GLANCE**

Most Goals _____ N/A
Most Assists _____ N/A
Most Points _____ N/A

First Goal _____ N/A
First Assist _____ N/A
Last Goal _____ N/A
Last Assist _____ N/A

Longest Point Streak _____ N/A
Longest Goal Streak _____ N/A
Longest Assist Streak _____ N/A

SEASON	GP	G	A	PTS	SH	SH%	PN-MIN	+/-	PPG	SHG	GWG	BLK	FOW	FOL	FO%
2021-22	0	0	0	0	0	.000	0-0	E	0	0	0	0	0	0	.000
2022-23	0	0	0	0	0	.000	0-0	E	0	0	0	0	0	0	.000
2023-24	0	0	0	0	0	.000	0-0	E	0	0	0	0	0	0	.000
2024-25	5	0	0	0	3	.000	0-0	-1	0	0	0	2	0	1	.000
TOTALS	3	0	0	0	3	.000	0-0	-1	0	0	0	2	0	1	.000



LUKE DEVLIN

#8

2024-25 STATS: 0 GP, 0 G, 0 A, 0 PTS, 0 PIM
Height: 6-3 **Weight:** 209 lbs. **Shoots:** Left **Year:** Sophomore

Hometown: Memphis, Tenn.

Previous Team: West Kelowna Warriors (BCHL)


SEASON	GP	G	A	PTS	SH	SH%	PN-MIN	+/-	PPG	SHG	GWG	BLK	FOW	FOL	FO%
2023-24	30	6	2	8	29	.207	6-12	+1	0	0	1	7	26	37	.413
2024-25	0	0	0	0	0	.000	0-0	E	0	0	0	0	0	0	.000
TOTALS	30	6	2	8	29	.207	6-12	+1	0	0	1	7	26	37	.413

DEVLIN AT A GLANCE

Most Goals _____ 1, (6x), Last: at RPI (2/9/24)
Most Assists _____ 1, (2x), Last: at Union (2/10/24)
Most Points _____ 2, vs. Clarkson (2/3/24)

First Goal _____ at Yale (11/3/23)
First Assist _____ vs. Clarkson (2/3/24)
Last Goal _____ at RPI (2/9/24) - 7 games
Last Assist _____ at Union (2/10/24) - 6 games

Longest Point Streak _____ 4 games (2/2/24 - 2/10/24)
Longest Goal Streak _____ 3 games (2/2/24 - 2/9/24)
Longest Assist Streak _____ N/A


JACK O'LEARY

#9

2024-25 STATS: 22 GP, 5 G, 6 A, 11 PTS, 19 PIM
Height: 5-7 **Weight:** 158 lbs. **Shoots:** Right **Year:** Senior

Hometown: St. James, N.Y.

Previous Team: Cedar Rapids RoughRiders (USHL)

SEASON	GP	G	A	PTS	SH	SH%	PN-MIN	+/-	PPG	SHG	GWG	BLK	FOW	FOL	FO%
2021-22	11	1	1	2	9	.111	4-19	+3	0	0	0	1	0	0	.000
2022-23	29	6	11	17	30	.200	4-8	+19	0	0	2	19	0	1	.000
2023-24	35	7	8	15	43	.163	6-12	+15	0	0	1	12	2	7	.222
2024-25	22	5	6	11	27	.185	4-19	+3	0	0	1	9	7	6	.538
TOTALS	98	19	26	45	109	.174	18-58	+40	0	0	4	41	9	14	.391

O'LEARY AT A GLANCE

Most Goals _____ 1, (19x), Last: vs. RPI (2/7/25)
Most Assists _____ 3, at Clarkson (2/1/25)
Most Points _____ 3, at Clarkson (2/1/25)

First Goal _____ at North Dakota (1/7/22)
First Assist _____ at North Dakota (1/7/22)
Last Goal _____ vs. RPI (2/7/25) - 1 game
Last Assist _____ 3, at Clarkson (2/1/25) - 2 games

Longest Point Streak _____ 5 games (11/23/24 - 1/3/25)
Longest Goal Streak _____ 2, (3x), Last: (11/30/24 - 12/6/24)
Longest Assist Streak _____ 3, (3x), Last: (2/3/24 - 2/10/24)


JAKE KRAFT

#10

2024-25 STATS: 23 GP, 6 G, 5 A, 11 PTS, 2 PIM
Height: 5-8 **Weight:** 180 lbs. **Shoots:** Left **Year:** Sophomore

Hometown: Churchville, N.Y.

Previous Team: Cedar Rapids RoughRiders (USHL)

SEASON	GP	G	A	PTS	SH	SH%	PN-MIN	+/-	PPG	SHG	GWG	BLK	FOW	FOL	FO%
2023-24	35	4	9	13	47	.085	1-2	+6	0	0	1	13	2	0	1.000
2024-25	23	6	5	11	47	.128	1-2	+6	0	0	0	7	1	6	.143
TOTALS	58	10	14	24	94	.106	2-4	+12	0	0	1	20	3	6	.333

KRAFT AT A GLANCE

Most Goals _____ 1, (10x), Last: at Clarkson (2/1/25)
Most Assists _____ 2, at Princeton (1/17/25)
Most Points _____ 3, at Princeton (1/17/25)

First Goal _____ vs. Harvard (11/11/23)
First Assist _____ at Yale (11/3/23)
Last Goal _____ at Clarkson (2/1/25) - 2 games
Last Assist _____ 2, at Princeton (1/17/25) - 7 games

Longest Point Streak _____ 4 games (1/27/24 - 2/9/24)
Longest Goal Streak _____ 2, (2x), Last: (1/11/25 - 1/17/25)
Longest Assist Streak _____ 2, (3x), Last: (11/2/24 - 11/8/24)


SEAN DONALDSON

#11

2024-25 STATS: 11 GP, 0 G, 0 A, 0 PTS, 19 PIM
Height: 5-11 **Weight:** 192 lbs. **Shoots:** Left **Year:** Junior

Hometown: Vancouver, British Columbia

Previous Team: Nanaimo Clippers (BCHL)

SEASON	GP	G	A	PTS	SH	SH%	PN-MIN	+/-	PPG	SHG	GWG	BLK	FOW	FOL	FO%
2022-23	22	3	7	10	34	.088	0-0	4	1	0	0	3	0	0	.000
2023-24	10	0	0	0	12	.000	0-0	-1	0	0	0	1	0	0	.000
2024-25	11	0	0	0	10	.000	4-19	-4	0	0	0	1	0	1	.000
TOTALS	43	3	7	10	56	.054	4-19	-1	1	0	0	5	0	1	.000

DONALDSON AT A GLANCE

Most Goals _____ 1, (3x), Last: vs. Princeton (1/21/23)
Most Assists _____ 2, (2x), Last: vs. Brown (11/19/22)
Most Points _____ 2, (2x), Last: vs. Brown (11/19/22)

First Goal _____ at Minnesota Duluth (10/29/22)
First Assist _____ 2, vs. Yale (11/18/22)
Last Goal _____ vs. Princeton (1/21/23) - 26 games
Last Assist _____ vs. AIC (12/30/22) - 30 games

Longest Point Streak _____ 3 games (11/18/22 - 11/22/22)
Longest Goal Streak _____ N/A
Longest Assist Streak _____ 3 games (11/18/22 - 11/22/22)


TIM REGO

#12

2024-25 STATS: 23 GP, 3 G, 11 A, 14 PTS, 16 PIM
Height: 6-0 **Weight:** 186 lbs. **Shoots:** Right **Year:** Senior

Hometown: Mansfield, Mass.

Previous Team: Brooks Bandits (AJHL)

SEASON	GP	G	A	PTS	SH	SH%	PN-MIN	+/-	PPG	SHG	GWG	BLK	FOW	FOL	FO%
2021-22	32	2	9	11	29	.069	3-6	+4	0	0	0	22	0	0	.000
2022-23	33	2	7	9	28	.071	8-16	+18	0	0	2	30	0	0	.000
2023-24	35	2	8	10	37	.054	7-14	+21	1	0	0	52	0	0	.000
2024-25	23	3	11	14	30	.100	4-16	+6	0	0	1	21	1	1	.500
TOTALS	123	9	35	44	124	.073	22-52	+49	1	0	3	125	1	1	.500

REGO AT A GLANCE

Most Goals _____ 2, vs. RPI (11/13/21)
Most Assists _____ 2, (3x), Last: vs. RPI (2/7/25)
Most Points _____ 3, vs. RPI (11/13/21)

First Goal _____ 2, vs. RPI (11/13/21)
First Assist _____ 2, at Harvard (11/5/21)
Last Goal _____ vs. UMass (1/3/25) - 11 games
Last Assist _____ vs. Union (2/8/25)

Longest Point Streak _____ 3, (3x), Last: (1/17/25 - 1/24/25)
Longest Goal Streak _____ N/A
Longest Assist Streak _____ 3, (3x), Last: (1/17/25 - 1/24/25)



MARIAN MOSKO

#13

2024-25 STATS: 2 GP, 0 G, 0 A, 0 PTS, 0 PIM

Height: 5-11 Weight: 181 lbs. Shoots: Left Year: Sophomore

Hometown: Visolaje, Slovakia

Previous Team: Fargo Force (USHL)

SEASON	GP	G	A	PTS	SH	SH%	PN-MIN	+/-	PPG	SHG	GWG	BLK	FOW	FOL	FO%
2023-24	11	0	1	1	2	.000	0-0	+3	0	0	0	3	0	0	.000
2024-25	2	0	0	0	1	.000	0-0	-1	0	0	0	1	0	0	.000
TOTALS	13	0	1	1	3	.000	0-0	+2	0	0	0	4	0	0	.000

MOSKO AT A GLANCE

Most Goals _____ N/A
 Most Assists _____ 1, vs. Princeton (1/19/24)
 Most Points _____ 1, vs. Princeton (1/19/24)

First Goal _____ N/A
 First Assist _____ vs. Princeton (1/19/24)
 Last Goal _____ N/A
 Last Assist _____ vs. Princeton (1/19/24) - 9 games

Longest Point Streak _____ N/A
 Longest Goal Streak _____ N/A
 Longest Assist Streak _____ N/A



RYAN WALSH

#14

2024-25 STATS: 23 GP, 9 G, 8 A, 17 PTS, 14 PIM

Height: 6-1 Weight: 188 lbs. Shoots: Right Year: Sophomore

Hometown: Rochester, N.Y.

Previous Team: Cedar Rapids RoughRiders (USHL)



SEASON	GP	G	A	PTS	SH	SH%	PN-MIN	+/-	PPG	SHG	GWG	BLK	FOW	FOL	FO%
2023-24	35	12	10	22	73	.164	9-21	+5	4	0	5	9	251	241	.510
2024-25	23	9	8	17	57	.158	7-14	E	3	0	1	13	260	211	.552
TOTALS	58	21	18	39	130	.162	16-35	+5	7	0	6	22	511	452	.531

WALSH AT A GLANCE

Most Goals _____ 1, (21x), Last: vs. Harvard (1/24/25)
 Most Assists _____ 2, (3x), Last: at Princeton (1/17/25)
 Most Points _____ 3 (2x), Last: at Princeton (1/17/25)

First Goal _____ vs. Minnesota Duluth (10/27/23)
 First Assist _____ vs. Minnesota Duluth (10/27/23)
 Last Goal _____ vs. Harvard (1/24/25) - 5 games
 Last Assist _____ 2, at Princeton (1/17/25) - 7 games

Longest Point Streak _____ 3, (5x), Last: (11/23/24 - 12/6/24)
 Longest Goal Streak _____ 3 games (1/27/24 - 2/3/24)
 Longest Assist Streak _____ 3 games (2/23/24 - 3/1/24)



TYLER CATALANO

#15

2024-25 STATS: 23 GP, 2 G, 3 A, 5 PTS, 24 PIM

Height: 6-4 Weight: 216 lbs. Shoots: Right Year: Sophomore

Hometown: St. Louis, Mo.

Previous Team: Youngstown Phantoms (USHL)

SEASON	GP	G	A	PTS	SH	SH%	PN-MIN	+/-	PPG	SHG	GWG	BLK	FOW	FOL	FO%
2023-24	24	1	4	5	19	.053	3-14	-1	0	0	0	15	74	79	.484
2024-25	23	2	3	5	22	.091	8-24	+1	0	0	1	7	73	69	.514
TOTALS	47	3	7	10	41	.073	11-38	E	0	0	1	22	147	148	.498

CATALANO AT A GLANCE

Most Goals _____ 1, (3x), Last: at Dartmouth (11/15/24)
 Most Assists _____ 1, (7x), Last: at St. Lawrence (1/31/25)
 Most Points _____ 1, (10x), Last: at St. Lawrence (1/31/25)

First Goal _____ vs. Yale (2/17/24)
 First Assist _____ vs. St. Lawrence (2/2/24)
 Last Goal _____ at Dartmouth (11/15/24) - 18 games
 Last Assist _____ at St. Lawrence (1/31/25) - 3 games

Longest Point Streak _____ 3 games (2/2/24 - 2/9/24)
 Longest Goal Streak _____ N/A
 Longest Assist Streak _____ 3 games (2/2/24 - 2/9/24)



CHARLIE MAJOR

#16

2024-25 STATS: 15 GP, 1 G, 5 A, 6 PTS, 2 PIM

Height: 5-10 Weight: 180 lbs. Shoots: Right Year: Freshman

Hometown: Skaneateles, N.Y.

Previous Team: Chicago Steel (USHL)

SEASON	GP	G	A	PTS	SH	SH%	PN-MIN	+/-	PPG	SHG	GWG	BLK	FOW	FOL	FO%
2024-25	15	1	5	6	34	.029	1-2	+3	0	0	1	5	73	67	.521
TOTALS	15	1	5	6	34	.029	1-2	+3	0	0	1	5	73	67	.521

MAJOR AT A GLANCE

Most Goals _____ 1, vs. Colgate (12/6/24)
 Most Assists _____ 1, (5x), Last: vs. Colgate (12/6/24)
 Most Points _____ 2, vs. Colgate (12/6/24)

First Goal _____ vs. Colgate (12/6/24)
 First Assist _____ vs. North Dakota (11/2/24)
 Last Goal _____ vs. Colgate (12/6/24) - 5 games
 Last Assist _____ vs. Colgate (12/6/24) - 5 games

Longest Point Streak _____ 2 games (11/15/24 - 11/16/24)
 Longest Goal Streak _____ N/A
 Longest Assist Streak _____ 2 games (11/15/24 - 11/16/24)



DALTON BANCROFT

#17

2024-25 STATS: 23 GP, 8 G, 4 A, 12 PTS, 23 PIM

Height: 6-3 Weight: 207 lbs. Shoots: Right Year: Junior

Hometown: Madoc, Ontario

Previous Team: Trenton Golden Hawks (OJHL)

SEASON	GP	G	A	PTS	SH	SH%	PN-MIN	+/-	PPG	SHG	GWG	BLK	FOW	FOL	FO%
2022-23	33	9	12	21	66	.136	8-19	+9	5	0	2	15	1	3	.250
2023-24	34	12	19	31	77	.156	7-25	+14	7	0	2	20	0	1	.000
2024-25	23	8	4	12	72	.111	6-23	-1	1	1	4	13	5	8	.385
TOTALS	90	29	35	64	215	.135	21-67	+22	13	1	8	48	6	12	.333

BANCROFT AT A GLANCE

Most Goals _____ 3, vs. UConn (11/26/22)
 Most Assists _____ 2, (4x), Last: vs. St. Lawrence (3/23/24)
 Most Points _____ 3, (4x), Last: vs. Brown (11/9/24)

First Goal _____ vs. Yale (11/18/22)
 First Assist _____ at Minnesota Duluth (10/28/22)
 Last Goal _____ 2, at Princeton (1/17/25) - 7 games
 Last Assist _____ vs. Harvard (1/24/25) - 5 games

Longest Point Streak _____ 4, (4x), Last: (3/15/24 - 3/23/24)
 Longest Goal Streak _____ 2, (4x), Last: (11/23/24 - 11/30/24)
 Longest Assist Streak _____ 4 games (3/15/24 - 3/23/24)

**KYLER KOVICH**

#18

2024-25 STATS: 23 GP, 3 G, 4 A, 7 PTS, 13 PIM**Height:** 6-2 **Weight:** 185 lbs. **Shoots:** Left **Year:** Senior**Hometown:** Coquitlam, British Columbia**Previous Team:** Tri-City Storm (USHL)

SEASON	GP	G	A	PTS	SH	SH%	PN-MIN	+/-	PPG	SHG	GWG	BLK	FOW	FOL	FO%
2021-22	19	3	1	4	13	.231	4-8	+6	0	0	1	7	1	0	1.000
2022-23	16	1	2	3	10	.100	2-4	+3	0	0	0	2	0	0	.000
2023-24	7	0	1	1	7	.000	1-2	+1	0	0	0	3	0	1	.000
2024-25	23	3	4	7	21	.143	5-13	+8	0	0	0	8	41	41	.500
TOTALS	65	7	8	15	51	.137	12-27	+18	0	0	1	20	42	42	.500

KOVICH AT A GLANCE**Most Goals** _____ 1, (7x), Last: vs. Union (2/8/25)**Most Assists** _____ 1, (8x), Last: vs. RPI (2/7/25)**Most Points** _____ 1, (15x), Last: vs. Union (2/8/25)**First Goal** _____ vs. Boston University (11/27/21)**First Assist** _____ at Dartmouth (11/6/21)**Last Goal** _____ vs. Union (2/8/25)**Last Assist** _____ vs. RPI (2/7/25) - 1 game**Longest Point Streak** _____ 2, (4x), Last: (2/7/25 - Present)**Longest Goal Streak** _____ 2 games (1/7/22 - 1/8/22)**Longest Assist Streak** _____ 2 games (2/24/23 - 2/25/23)**SULLIVAN MACK**

#19

2024-25 STATS: 19 GP, 3 G, 4 A, 7 PTS, 2 PIM**Height:** 6-1 **Weight:** 194 lbs. **Shoots:** Left **Year:** Senior**Hometown:** Anchorage, Alaska**Previous Team:** Salmon Arm Silverbacks (BCHL)

SEASON	GP	G	A	PTS	SH	SH%	PN-MIN	+/-	PPG	SHG	GWG	BLK	FOW	FOL	FO%
2021-22	20	1	1	2	27	.037	2-4	-3	0	0	1	5	0	0	.000
2022-23	25	6	4	10	29	.207	4-8	+6	0	0	2	13	0	0	.000
2023-24	29	7	10	17	44	.159	1-2	+6	0	1	1	7	0	1	.000
2024-25	19	3	4	7	48	.063	1-2	E	0	0	0	8	5	7	.417
TOTALS	93	17	19	36	148	.115	8-16	+9	0	1	4	33	5	8	.385

MACK AT A GLANCE**Most Goals** _____ 2, (3x), Last: vs. Maine (3/28/24)**Most Assists** _____ 2, (3x), Last: at RPI (2/9/24)**Most Points** _____ 2, (12x), Last: at Clarkson (2/1/25)**First Goal** _____ at Princeton (2/26/22)**First Assist** _____ vs. RPI (11/13/21)**Last Goal** _____ at Clarkson (2/1/25) - 2 games**Last Assist** _____ at Clarkson (2/1/25) - 2 games**Longest Point Streak** _____ 4 games (11/18/22 - 11/26/22)**Longest Goal Streak** _____ N/A**Longest Assist Streak** _____ 3 games (2/3/24 - 2/10/24)**BEN ROBERTSON**

#21

2024-25 STATS: 23 GP, 1 G, 7 A, 8 PTS, 4 PIM**Height:** 5-11 **Weight:** 191 lbs. **Shoots:** Left **Year:** Sophomore**Hometown:** Potomac Falls, Va.**Previous Team:** Waterloo Black Hawks (USHL)

SEASON	GP	G	A	PTS	SH	SH%	PN-MIN	+/-	PPG	SHG	GWG	BLK	FOW	FOL	FO%
2023-24	35	5	18	23	76	.066	1-2	+19	2	0	1	38	0	0	.000
2024-25	23	1	7	8	27	.037	2-4	E	1	0	0	22	0	0	.000
TOTALS	58	6	25	31	103	.058	3-6	+19	3	0	1	60	0	0	.000

ROBERTSON AT A GLANCE**Most Goals** _____ 2, vs. Harvard (3/16/24)**Most Assists** _____ 2, (3x), Last: at Princeton (1/17/25)**Most Points** _____ 2, (5x), Last: at Princeton (1/17/25)**First Goal** _____ at Arizona State (1/12/24)**First Assist** _____ vs. Minnesota Duluth (10/27/23)**Last Goal** _____ vs. Princeton (11/23/24) - 15 games**Last Assist** _____ 2, at Princeton (1/17/25) - 7 games**Longest Point Streak** _____ 7 games (10/27/23 - 11/17/23)**Longest Goal Streak** _____ 2 games (1/12/24 - 1/13/24)**Longest Assist Streak** _____ 7 games (10/27/23 - 11/17/23)**KYLE PENNEY**

#22

2024-25 STATS: 12 GP, 4 G, 0 A, 4 PTS, 15 PIM**Height:** 6-1 **Weight:** 210 lbs. **Shoots:** Left **Year:** Senior**Hometown:** Lawrencetown, Nova Scotia**Previous Team:** Chilliwack Chiefs (BCHL)

SEASON	GP	G	A	PTS	SH	SH%	PN-MIN	+/-	PPG	SHG	GWG	BLK	FOW	FOL	FO%
2021-22	32	8	6	14	59	.136	4-8	+3	0	0	0	23	25	36	.410
2022-23	33	7	11	18	45	.156	2-4	+9	1	0	1	14	45	60	.429
2023-24	35	10	18	28	66	.152	5-18	+30	0	0	2	28	21	16	.568
2024-25	12	4	0	4	30	.133	2-15	+2	0	1	0	2	14	14	.500
TOTALS	112	29	35	64	200	.145	13-45	+44	1	1	3	67	105	126	.455

PENNEY AT A GLANCE**Most Goals** _____ 2, at Dartmouth (11/15/24)**Most Assists** _____ 2, (6x), Last: vs. Harvard (3/16/24)**Most Points** _____ 3, (2x), Last: at Yale (2/25/23)**First Goal** _____ at Dartmouth (11/6/21)**First Assist** _____ vs. Boston University (11/27/21)**Last Goal** _____ vs. RPI (2/7/25) - 1 game**Last Assist** _____ vs. Denver (3/30/24) - 12 games**Longest Point Streak** _____ 5 games (2/2/24 - 2/16/24)**Longest Goal Streak** _____ 2, (7x), Last: (2/2/24 - 2/3/24)**Longest Assist Streak** _____ 4 games (12/30/23 - 1/19/24)**WINTER WALLACE**

#23

2024-25 STATS: 0 GP, 0 G, 0 A, 0 PTS, 0 PIM**Height:** 6-4 **Weight:** 222 lbs. **Shoots:** Right **Year:** Junior**Hometown:** Boulder, Colo.**Previous Team:** Youngstown Phantoms (USHL)

SEASON	GP	G	A	PTS	SH	SH%	PN-MIN	+/-	PPG	SHG	GWG	BLK	FOW	FOL	FO%
2022-23	23	3	5	8	21	.143	9-18	+7	0	0	0	3	0	0	.000
2023-24	26	1	1	2	15	.067	6-12	-2	0	0	0	8	3	7	.300
2024-25	0	0	0	0	0	.000	0-0	E	0	0	0	0	0	0	.000
TOTALS	49	4	6	10	36	.111	15-30	+5	0	0	0	11	3	7	.300

WALLACE AT A GLANCE**Most Goals** _____ 1, (4x), Last: at Union (2/10/24)**Most Assists** _____ 1, (6x), Last: at Brown (11/4/23)**Most Points** _____ 1, (10x), Last: at Union (2/10/24)**First Goal** _____ at Minnesota Duluth (10/28/22)**First Assist** _____ at Clarkson (11/12/22)**Last Goal** _____ at Union (2/10/24) - 8 games**Last Assist** _____ at Brown (11/4/23) - 20 games**Longest Point Streak** _____ 2, (2x), Last: (2/11/23 - 2/17/23)**Longest Goal Streak** _____ N/A**Longest Assist Streak** _____ 2 games (2/11/23 - 2/17/23)



NICHOLAS WOLFENBERG #24

2024-25 STATS: 13 GP, 1 G, 1 A, 2 PTS, 2 PIM

Height: 6-2 Weight: 212 lbs. Shoots: Right Year: Freshman
Hometown: Calgary, Alberta
Previous Team: Okotoks Oilers (BCHL)

SEASON	GP	G	A	PTS	SH	SH%	PN-MIN	+/-	PPG	SHG	GWG	BLK	FOW	FOL	FO%
2024-25	13	1	1	2	8	.125	1-2	+2	0	0	0	3	0	0	.000
TOTALS	13	1	1	2	8	.125	1-2	+2	0	0	0	3	0	0	.000

WOLFENBERG AT A GLANCE

Most Goals _____ 1, vs. North Dakota (11/1/24)
Most Assists _____ 1, at Sacred Heart (1/11/25)
Most Points _____ 1, (2x), Last: at Sacred Heart (1/11/25)

First Goal _____ vs. North Dakota (11/1/24)
First Assist _____ at Sacred Heart (1/11/25)
Last Goal _____ vs. North Dakota (11/1/24) - 12 games
Last Assist _____ at Sacred Heart (1/11/25) - 5 games

Longest Point Streak _____ N/A
Longest Goal Streak _____ N/A
Longest Assist Streak _____ N/A



ONDREJ PSENICKA #26

2024-25 STATS: 17 GP, 6 G, 7 A, 13 PTS, 4 PIM

Height: 6-6 Weight: 209 lbs. Shoots: Left Year: Senior
Hometown: Praha, Czechia
Previous Team: Waterloo Black Hawks (USHL)

SEASON	GP	G	A	PTS	SH	SH%	PN-MIN	+/-	PPG	SHG	GWG	BLK	FOW	FOL	FO%
2021-22	32	12	9	21	68	.176	9-18	+21	2	1	3	11	18	17	.514
2022-23	34	8	7	15	60	.133	5-10	+15	1	0	1	9	41	43	.488
2023-24	35	9	12	21	56	.161	8-30	+13	2	0	1	29	5	9	.537
2024-25	17	6	7	13	37	.162	2-4	+3	2	0	0	13	5	8	.385
TOTALS	118	35	35	70	221	.158	24-62	+52	7	1	5	62	69	77	.473

PSENICKA AT A GLANCE

Most Goals _____ 2, (4x), Last: at Colgate (12/7/24)
Most Assists _____ 2, (3x), Last: vs. Harvard (3/16/24)
Most Points _____ 3, (2x), Last: vs. AIC (12/29/22)

First Goal _____ vs. Alaska (10/29/21)
First Assist _____ at Dartmouth (11/6/21)
Last Goal _____ vs. RPI (2/7/25) - 1 game
Last Assist _____ vs. Union (2/8/25)

Longest Point Streak _____ 6 games (1/17/25 - Pres.)
Longest Goal Streak _____ 2, (6x), Last: (2/9/24 - 2/10/24)
Longest Assist Streak _____ 4 games (3/11/22 - 10/28/22)



MICHAEL SUDA #27

2024-25 STATS: 23 GP, 0 G, 6 A, 6 PTS, 10 PIM

Height: 6-1 Weight: 187 lbs. Shoots: Left Year: Senior
Hometown: Cheektowaga, N.Y.
Previous Team: Fargo Force (USHL)

SEASON	GP	G	A	PTS	SH	SH%	PN-MIN	+/-	PPG	SHG	GWG	BLK	FOW	FOL	FO%
2021-22	6	0	0	0	5	.000	0-0	-1	0	0	0	1	0	0	.000
2022-23	33	1	6	7	27	.037	4-8	+8	0	0	1	16	0	0	.000
2023-24	32	0	5	5	46	.000	5-10	+13	0	0	0	26	0	0	.000
2024-25	23	0	6	6	23	.000	5-10	+7	0	0	0	23	0	0	.000
TOTALS	94	1	17	18	101	.010	14-28	+27	0	0	1	66	0	0	.000

SUDA AT A GLANCE

Most Goals _____ 1, vs. Clarkson (3/10/23)
Most Assists _____ 2, (2x), Last: at Princeton (1/17/25)
Most Points _____ 2, (2x), Last: at Princeton (1/17/25)

First Goal _____ vs. Clarkson (3/10/23)
First Assist _____ at Minnesota Duluth (10/29/22)
Last Goal _____ vs. Clarkson (3/10/23) - 59 games
Last Assist _____ 2, at Princeton (1/17/25) - 7 games

Longest Point Streak _____ 2 games (11/11/23 - 11/17/23)
Longest Goal Streak _____ N/A
Longest Assist Streak _____ 2 games (11/11/23 - 11/17/23)



NICK DeSANTIS #28

2024-25 STATS: 23 GP, 5 G, 4 A, 9 PTS, 18 PIM

Height: 5-9 Weight: 163 lbs. Shoots: Right Year: Junior
Hometown: Collegeville, Pa.
Previous Team: Madison Capitols (USHL)

SEASON	GP	G	A	PTS	SH	SH%	PN-MIN	+/-	PPG	SHG	GWG	BLK	FOW	FOL	FO%
2022-23	30	9	11	20	40	.225	6-12	+9	3	0	1	4	0	0	.000
2023-24	35	8	6	14	46	.174	11-30	+16	1	0	1	16	0	0	.000
2024-25	22	5	4	9	28	.179	5-18	+7	1	0	0	9	2	2	.500
TOTALS	88	22	21	43	114	.193	22-60	+32	5	0	2	29	2	2	.500

DeSANTIS AT A GLANCE

Most Goals _____ 2, (5x), Last: vs. Harvard (1/24/25)
Most Assists _____ 4, at RPI (1/7/23)
Most Points _____ 4, at RPI (1/7/23)

First Goal _____ at St. Lawrence (11/11/22)
First Assist _____ vs. AIC (12/29/22)
Last Goal _____ vs. RPI (2/7/25) - 1 game
Last Assist _____ vs. RPI (2/7/25) - 1 game

Longest Point Streak _____ 6 games (12/29/22 - 1/20/23)
Longest Goal Streak _____ 3 games (1/12/24 - 1/19/24)
Longest Assist Streak _____ 4 games (1/6/23 - 1/20/23)



PARKER MURRAY #29

2024-25 STATS: 3 GP, 0 G, 0 A, 0 PTS, 2 PIM

Height: 6-5 Weight: 229 lbs. Shoots: Left Year: Freshman
Hometown: Manhattan Beach, Calif.
Previous Team: Chilliwack Chiefs (BCHL)

SEASON	GP	G	A	PTS	SH	SH%	PN-MIN	+/-	PPG	SHG	GWG	BLK	FOW	FOL	FO%
2024-25	3	0	0	0	1	.000	1-2	E	0	0	0	0	0	0	.000
TOTALS	2	0	0	0	0	.000	0-0	E	0	0	0	0	0	0	.000

MURRAY AT A GLANCE

Most Goals _____ N/A
Most Assists _____ N/A
Most Points _____ N/A

First Goal _____ N/A
First Assist _____ N/A
Last Goal _____ N/A
Last Assist _____ N/A

Longest Point Streak _____ N/A
Longest Goal Streak _____ N/A
Longest Assist Streak _____ N/A

**IAN SHANE**

#30

2024-25 STATS: 22 GP / 22 GS, 8-8-6 RECORD, 2.47 GAA, .893 SV%**Height:** 6-0 **Weight:** 176 lbs. **Catches:** Left **Year:** Senior**Hometown:** Manhattan Beach, Calif.**Previous Team:** Bismarck Bobcats (NAHL)

SEASON	GP-GS	MIN	GA	GAA	SV	SV%	RECORD	SHO	PPG	SHG	G	A	PTS	PIM
2021-22	17-16	979:27	28	1.72	387	.933	7-6-3	3	10	0	0	0	0	0
2022-23	33-31	1852:53	53	1.72	581	.916	20-10-1	5	17	0	0	0	0	2
2023-24	34-34	2021:08	57	1.69	685	.923	22-5-6	3	21	1	0	0	0	0
2024-25	22-22	1287:17	53	2.47	443	.893	8-8-6	1	13	2	0	1	1	2
TOTALS	106-103	6140:45	191	1.87	2096	.916	57-29-16	12	61	3	0	1	1	4

SHANE AT A GLANCE**Most Saves** _____ 42, at Quinnipiac (2/25/22)**Most Assists** _____ 1, at Harvard (11/16/24)**First Game** _____ at Arizona State (1/2/22)**First Start** _____ at North Dakota (1/7/22)**First Shutout** _____ at Yale (1/17/22)**Current Shutout Streak** _____ **15:43, 2/8/25 - Pres.****Longest Shutout Streak** _____ 143:41, 2/25/22 - 3/11/22**Last Shutout** _____ vs. Princeton (11/23/24) - 11 games**Last Assist** _____ at Harvard (11/16/24) - 13 games**REMINGTON KEOPPLE**

#33

2024-25 STATS: 2 GP / 0 GS, 0-0-0 RECORD, 0.00 GAA, 1.000 SV%**Height:** 6-2 **Weight:** 184 lbs. **Catches:** Left **Year:** Junior**Hometown:** New Richmond, Wis.**Previous Team:** Des Moines Buccaneers (USHL)

SEASON	GP-GS	MIN	GA	GAA	SV	SV%	RECORD	SHO	PPG	SHG	G	A	PTS	PIM
2022-23	5-3	174:28	9	3.10	52	.852	1-1-1	0	2	1	0	0	0	0
2023-24	2-1	114:33	7	3.67	44	.863	0-2-0	0	1	0	0	0	0	0
2024-25	3-1	106:43	2	1.12	36	.947	1-0-0	0	1	0	0	0	0	0
TOTALS	10-5	395:44	18	2.73	132	.880	2-3-1	0	4	1	0	0	0	0

KEOPPLE AT A GLANCE**Most Saves** _____ 23, at Princeton (1/17/25)**Most Assists** _____ N/A**First Game** _____ at Minnesota Duluth (10/29/22)**First Start** _____ at Minnesota Duluth (10/29/22)**First Shutout** _____ N/A**Current Shutout Streak** _____ **7:38, 1/17/25 - Pres.****Longest Shutout Streak** _____ 51:50, 12/7/24 - 1/17/25**Last Shutout** _____ N/A**Last Assist** _____ N/A**JUSTIN KATZ**

#37

2024-25 STATS: 0 GP / 0 GS, 0-0-0 RECORD, 0.00 GAA, .000 SV%**Height:** 6-1 **Weight:** 176 lbs. **Catches:** Right **Year:** Freshman**Hometown:** Montréal, Québec**Previous Team:** Powell River Kings (BCHL)

SEASON	GP-GS	MIN	GA	GAA	SV	SV%	RECORD	SHO	PPG	SHG	G	A	PTS	PIM
2024-25	0-0	0:00	0	0.00	0	.000	0-0-0	0	0	0	0	0	0	0
TOTALS	0-0	0:00	0	0.00	0	.000	0-0-0	0	0	0	0	0	0	0

KATZ AT A GLANCE**Most Saves** _____ N/A**Most Assists** _____ N/A**First Game** _____ N/A**First Start** _____ N/A**First Shutout** _____ N/A**Current Shutout Streak** _____ 0:00**Longest Shutout Streak** _____ N/A**Last Shutout** _____ N/A**Last Assist** _____ N/A**JONATHAN CASTAGNA**

#38

2024-25 STATS: 23 GP, 3 G, 8 A, 11 PTS, 14 PIM**Height:** 6-2 **Weight:** 200 lbs. **Shoots:** Left **Year:** Sophomore**Hometown:** Etobicoke, Ontario**Previous Team:** St. Andrew's College

SEASON	GP	G	A	PTS	SH	SH%	PN-MIN	+/-	PPG	SHG	GWG	BLK	FOW	FOL	FO%
2023-24	35	11	14	25	60	.183	11-25	+20	0	0	3	15	220	183	.546
2024-25	23	3	8	11	42	.071	7-14	-4	0	0	0	13	204	148	.580
TOTALS	58	14	22	36	102	.137	18-39	+16	0	0	3	28	424	331	.562

CASTAGNA AT A GLANCE**Most Goals** _____ 3, vs. Princeton (1/19/24)**Most Assists** _____ 2, (5x), Last: vs. Quinnipiac (11/30/24)**Most Points** _____ 4, (2x), Last: at Union (2/10/24)**First Goal** _____ at Brown (11/4/23)**First Assist** _____ vs. Minnesota Duluth (10/27/23)**Last Goal** _____ at Princeton (1/17/25) - 7 games**Last Assist** _____ at Clarkson (2/1/25) - 2 games**Longest Point Streak** _____ 3, (2x), Last: (2/3/24 - 2/10/24)**Longest Goal Streak** _____ 2 games (2/9/24 - 2/10/24)**Longest Assist Streak** _____ 2, (3x), Last: (11/30/24 - 12/6/24)

2024-25 GOAL SCORING SUMMARIES

PLAYER	SEASON	BY SITE			BY PERIOD				BY STRENGTH			GAME	LAST	LAST GOAL		GAMES SINCE
	GOALS	HOME	ROAD	NEUTRAL	1ST	2ND	3RD	OT	EV	PP	SH	WINNER	LEADING	DATE / OPP	GOALTENDER	
Dalton Bancroft	8	4	2	2	3	2	3	—	6	1	1	4	3	1/17/25 at Princeton	Smith	7
Jonathan Castagna	3	1	1	1	1	—	2	—	3	—	—	—	—	1/17/25 at Princeton	Smith	7
Tyler Catalano	2	1	1	—	1	—	1	—	2	—	—	1	1	11/15/24 at Dartmouth	Clarke	18
Nick DeSantis	5	4	1	—	2	1	2	—	4	1	—	—	1	2/7/25 vs. RPI	Giesbrecht	1
Luke Devlin	—	—	—	—	—	—	—	—	—	—	—	—	—	—	—	—
Sean Donaldson	—	—	—	—	—	—	—	—	—	—	—	—	—	—	—	—
George Fegaras	1	1	—	—	—	1	—	—	1	—	—	—	—	1/25/25 vs. Dartmouth	Croteau	4
Hank Kempf	1	—	1	—	—	1	—	—	1	—	—	—	—	1/31/25 at St. Lawrence	Kucenski	3
Kyler Kovich	3	1	2	—	2	1	—	—	3	—	—	—	1	2/8/25 vs. Union	Chauvette	0
Jake Kraft	6	3	3	—	4	1	1	—	6	—	—	—	1	2/1/25 at Clarkson	Langenegger	2
Sullivan Mack	3	1	1	1	1	1	1	—	3	—	—	—	—	2/1/25 at Clarkson	Langenegger	2
Charlie Major	1	1	—	—	—	—	—	1	1	—	—	1	1	12/6/24 vs. Colgate	Takacs	5
Marian Mosko	—	—	—	—	—	—	—	—	—	—	—	—	—	—	—	—
Parker Murray	—	—	—	—	—	—	—	—	—	—	—	—	—	—	—	—
Jack O'Brien	—	—	—	—	—	—	—	—	—	—	—	—	—	—	—	—
Jack O'Leary	5	4	—	1	—	3	2	—	5	—	—	1	—	2/7/25 vs. RPI	Giesbrecht	1
Kyle Penney	4	2	2	—	—	2	2	—	3	—	1	—	—	2/7/25 vs. RPI	Giesbrecht	1
Ondrej Psenicka	6	2	4	—	3	1	2	—	4	2	—	—	—	2/7/25 vs. RPI	Giesbrecht	1
Jimmy Rayhill	—	—	—	—	—	—	—	—	—	—	—	—	—	—	—	—
Tim Rego	3	1	1	1	—	1	2	—	3	—	—	1	1	1/3/25 vs. UMass	Irving	11
Ben Robertson	1	1	—	—	—	—	1	—	—	1	—	—	—	11/23/24 vs. Princeton	Pearson	15
Hoyt Stanley	1	—	1	—	1	—	—	—	1	—	—	—	—	2/1/25 at Clarkson	Langenegger	2
Michael Suda	—	—	—	—	—	—	—	—	—	—	—	—	—	—	—	—
Winter Wallace	—	—	—	—	—	—	—	—	—	—	—	—	—	—	—	—
Ryan Walsh	9	5	3	1	2	2	5	—	6	3	—	1	—	1/24/25 vs. Harvard	Koskenvuo	5
Nicholas Wolfenberg	1	1	—	—	1	—	—	—	1	—	—	—	—	11/1/24 vs. North Dakota	Semptimpfelter	12

2024-25 GOAL SCORING SUMMARIES

PLAYER	TOTALS	EVEN	PP	SH	HOME	AWAY	NEUTRAL	1ST	2ND	3RD	OT
Dalton Bancroft	8-4—12	6-3—9	1-1—2	1-0—1	4-2—6	2-2—4	2-0—2	3-2—5	2-1—3	3-1—4	—
Jonathan Castagna	3-8—11	3-7—10	0-1—1	—	1-4—5	1-2—3	1-2—3	1-2—3	0-3—3	2-3—5	—
Tyler Catalano	2-3—5	2-3—5	—	—	1-1—2	1-2—3	—	1-1—2	0-2—2	1-0—1	—
Nick DeSantis	5-4—9	4-4—8	1-0—1	—	4-2—6	1-2—3	—	2-0—2	1-2—3	2-2—4	—
Luke Devlin	—	—	—	—	—	—	—	—	—	—	—
Sean Donaldson	—	—	—	—	—	—	—	—	—	—	—
George Fegaras	1-9—10	1-3—4	0-6—6	—	1-5—6	0-4—4	—	0-4—4	1-1—2	0-4—4	—
Hank Kempf	1-5—6	1-5—6	—	—	0-3—3	1-1—2	0-1—1	0-3—3	1-2—3	—	—
Kyler Kovich	3-4—7	3-4—7	—	—	1-2—3	2-2—4	—	2-0—2	1-2—3	0-2—2	—
Jake Kraft	6-5—11	6-5—11	—	—	3-2—5	3-3—6	—	4-3—7	1-1—2	1-1—2	—
Sullivan Mack	3-4—7	3-4—7	—	—	1-1—2	1-2—3	1-1—2	1-2—3	1-0—1	1-2—3	—
Charlie Major	1-5—6	1-3—4	0-2—2	—	1-3—4	0-2—2	—	0-1—1	—	0-4—4	1-0—1
Marian Mosko	—	—	—	—	—	—	—	—	—	—	—
Parker Murray	—	—	—	—	—	—	—	—	—	—	—
Jack O'Brien	0-1—1	0-1—1	—	—	—	0-1—1	—	—	—	0-1—1	—
Jack O'Leary	5-6—11	5-6—11	—	—	4-1—5	0-4—4	1-1—2	0-3—3	3-1—4	2-2—4	—
Kyle Penney	4-0—4	3-0—3	—	1-0—1	2-0—2	2-0—2	—	—	2-0—2	2-0—2	—
Ondrej Psenicka	6-7—13	4-7—11	2-0—2	—	2-5—7	4-1—5	0-1—1	3-2—5	1-2—3	2-2—4	0-1—1
Jimmy Rayhill	—	—	—	—	—	—	—	—	—	—	—
Tim Rego	3-11—14	3-8—11	0-3—3	—	1-7—8	1-4—5	1-0—1	0-5—5	1-2—3	2-4—6	—
Ben Robertson	1-7—8	0-5—5	1-2—3	—	1-3—4	0-3—3	0-1—1	0-1—1	0-1—1	1-5—6	—
Ian Shane	0-1—1	0-1—1	—	—	—	0-1—1	—	—	0-1—1	—	—
Hoyt Stanley	1-5—6	1-5—6	—	—	0-2—2	1-1—2	0-2—2	1-1—2	0-1—1	0-3—3	—
Michael Suda	0-6—6	0-6—6	—	—	0-3—3	0-2—2	0-1—1	0-2—2	0-1—1	0-3—3	—
Winter Wallace	—	—	—	—	—	—	—	—	—	—	—
Ryan Walsh	9-8—17	6-6—12	3-1—4	0-1—1	5-4—9	3-3—6	1-1—2	2-3—5	2-2—4	5-3—8	—
Nicholas Wolfenberg	1-1—2	1-1—2	—	—	1-0—1	0-1—1	—	1-0—1	0-1—1	—	—

2024-25 GOALTENDING BREAKDOWN

PLAYER	OVERALL								HOME								ROAD / NEUTRAL							
	GP	REC	SHO	MIN	GA	GAA	SV	SV%	GP	REC	SHO	MIN	GA	GAA	SV	SV%	GP	REC	SHO	MIN	GA	GAA	SV	SV%
Justin Katz	—	—	—	—	—	—	—	—	—	—	—	—	—	—	—	—	—	—	—	—	—	—	—	—
Remington Keopple	3	1-0-0	0	106:43	2	1.12	36	.947	—	—	—	—	—	—	—	—	3	1-0-0	0	106:43	2	1.12	36	.947
Ian Shane	22	8-8-6	1	1287:17	53	2.47	443	.893	11	7-3-1	1	662:49	22	1.99	200	.901	11	1-5-5	0	624:28	31	2.98	243	.887
PLAYER	OCTOBER								NOVEMBER								DECEMBER							
	GP	REC	SHO	MIN	GA	GAA	SV	SV%	GP	REC	SHO	MIN	GA	GAA	SV	SV%	GP	REC	SHO	MIN	GA	GAA	SV	SV%
Justin Katz	—	—	—	—	—	—	—	—	—	—	—	—	—	—	—	—	—	—	—	—	—	—	—	—
Remington Keopple	—	—	—	—	—	—	—	—	—	—	—	—	—	—	—	—	1	0-0-0	0	9:40	0	0.00	3	1.000
Ian Shane	—	—	—	—	—	—	—	—	9	4-2-3	1	551:11	18	1.96	195	.915	2	1-1-0	0	111:32	7	3.77	21	.750
PLAYER	JANUARY								FEBRUARY								MARCH							
	GP	REC	SHO	MIN	GA	GAA	SV	SV%	GP	REC	SHO	MIN	GA	GAA	SV	SV%	GP	REC	SHO	MIN	GA	GAA	SV	SV%
Justin Katz	—	—	—	—	—	—	—	—	—	—	—	—	—	—	—	—	—	—	—	—	—	—	—	—
Remington Keopple	2	1-0-0	0	97:03	2	1.24	33	.943	—	—	—	—	—	—	—	—	—	—	—	—	—	—	—	—
Ian Shane	8	2-4-2	0	441:46	20	2.72	157	.887	3	1-1-1	0	182:48	8	2.63	70	.897	—	—	—	—	—	—	—	—

CAREER GOAL SCORING SUMMARIES

PLAYER	CAREER GOALS	BY SITE			BY PERIOD				BY STRENGTH			GAME WINNER	LAST LEADING	LAST GOAL		GAMES SINCE
		HOME	ROAD	NEUTRAL	1ST	2ND	3RD	OT	EV	PP	SH			DATE / OPP	GOALTENDER	
Dalton Bancroft	29	14	7	8	9	11	8	1	15	13	1	8	7	1/17/25 at Princeton	Smith	7
Jonathan Castagna	14	5	6	3	6	5	3	—	14	—	—	3	5	1/17/25 at Princeton	Smith	7
Tyler Catalano	3	2	1	—	2	—	1	—	3	—	—	1	1	11/15/24 at Dartmouth	Clarke	18
Nick DeSantis	22	13	6	3	10	4	8	—	17	5	—	2	3	2/7/25 vs. RPI	Giesbrecht	1
Luke Devlin	6	3	3	—	4	—	2	—	6	—	—	1	—	2/9/24 at RPI	Watson	7
Sean Donaldson	3	1	2	—	1	1	1	—	2	1	—	—	—	1/21/23 vs. Princeton	Pearson	26
George Fegaras	4	2	1	1	—	3	1	—	3	1	—	—	—	1/25/25 vs. Dartmouth	Croteau	4
Hank Kempf	3	—	3	—	2	1	—	—	3	—	—	1	—	1/31/25 at St. Lawrence	Kucenski	3
Kyler Kovich	7	1	5	1	4	2	1	—	7	—	—	1	2	2/8/25 vs. Union	Chauvette	0
Jake Kraft	10	7	3	—	5	2	3	—	10	—	—	1	1	2/1/25 at Clarkson	Langenegger	2
Sullivan Mack	17	9	5	3	3	7	7	—	16	—	1	4	3	2/1/25 at Clarkson	Langenegger	2
Charlie Major	1	1	—	—	—	—	—	1	1	—	—	1	1	12/6/24 vs. Colgate	Takacs	5
Marian Mosko	—	—	—	—	—	—	—	—	—	—	—	—	—	—	—	—
Parker Murray	—	—	—	—	—	—	—	—	—	—	—	—	—	—	—	—
Jack O'Brien	—	—	—	—	—	—	—	—	—	—	—	—	—	—	—	—
Jack O'Leary	19	11	5	3	7	5	7	—	19	—	—	4	5	2/7/25 vs. RPI	Giesbrecht	1
Kyle Penney	29	16	11	2	5	13	11	—	27	1	1	3	3	2/7/25 vs. RPI	Giesbrecht	1
Ondrej Psenicka	35	16	15	4	12	9	14	—	27	7	1	5	4	2/7/25 vs. RPI	Giesbrecht	1
Jimmy Rayhill	—	—	—	—	—	—	—	—	—	—	—	—	—	—	—	—
Tim Rego	9	4	4	1	2	4	3	—	8	1	—	3	1	1/3/25 vs. UMass	Irving	11
Ben Robertson	6	3	3	—	1	2	2	1	3	3	—	1	2	11/23/24 vs. Princeton	Pearson	15
Hoyt Stanley	3	1	1	1	1	2	—	—	3	—	—	—	—	2/1/25 at Clarkson	Langenegger	2
Michael Suda	1	1	—	—	—	—	1	—	1	—	—	1	—	3/10/23 vs. Clarkson	Haider	59
Winter Wallace	4	1	3	—	1	1	2	—	4	—	—	—	1	2/10/24 at Union	Chauvette	8
Ryan Walsh	21	11	7	3	4	8	9	—	14	7	—	6	5	1/24/25 vs. Harvard	Koskenvuo	5
Nicholas Wolfenberg	1	1	—	—	1	—	—	—	1	—	—	—	—	11/1/24 vs. North Dakota	Semptimpelther	12

CAREER GOAL SCORING SUMMARIES

PLAYER	TOTALS	EVEN	PP	SH	HOME	AWAY	NEUTRAL	1ST	2ND	3RD	OT
Dalton Bancroft	29-35—64	15-19—34	13-16—29	1-0—1	14-21—35	7-10—17	8-4—12	9-12—21	11-14—25	8-9—17	1-0—1
Jonathan Castagna	14-22—36	14-21—35	0-1—1	—	5-12—17	6-7—13	3-3—6	6-5—11	5-9—14	3-8—11	—
Tyler Catalano	3-7—10	3-7—10	—	—	2-4—6	1-3—4	—	2-4—6	0-3—3	1-0—1	—
Nick DeSantis	22-21—43	17-19—36	5-2—7	—	13-5—18	6-14—20	3-2—5	10-8—18	4-8—12	8-5—13	—
Luke Devlin	6-2—8	6-2—8	—	—	3-1—4	3-1—4	—	4-0—4	0-1—1	2-1—3	—
Sean Donaldson	3-7—10	2-4—6	1-3—4	—	1-7—8	2-0—2	—	1-1—2	1-3—4	1-3—4	—
George Fegaras	4-13—17	3-5—8	1-8—9	—	2-6—8	1-7—8	1-0—1	0-5—5	3-3—6	1-5—6	—
Hank Kempf	3-21—24	3-19—22	0-1—1	0-1—1	0-11—11	3-6—9	0-4—4	2-7—9	1-10—11	0-4—4	—
Kyler Kovich	7-8—15	7-8—15	—	—	1-2—3	5-6—11	1-0—1	4-1—5	2-3—5	1-4—5	—
Jake Kraft	10-14—24	10-12—22	0-2—2	—	7-5—12	3-8—11	0-1—1	5-6—11	2-6—8	3-2—5	—
Sullivan Mack	17-19—36	16-18—34	0-1—1	1-0—1	9-10—19	5-5—10	3-4—7	3-8—11	7-6—13	7-4—11	0-1—1
Charlie Major	1-5—6	1-3—4	0-2—2	—	1-3—4	0-2—2	—	0-1—1	—	0-4—4	1-0—1
Marian Mosko	0-1—1	0-1—1	—	—	0-1—1	—	—	0-1—1	—	—	—
Parker Murray	—	—	—	—	—	—	—	—	—	—	—
Jack O'Brien	0-1—1	0-1—1	—	—	—	0-1—1	—	—	—	0-1—1	—
Jack O'Leary	19-26—45	19-25—44	—	0-1—1	11-12—23	5-12—17	3-2—5	7-9—16	5-8—13	7-9—16	—
Kyle Penney	29-35—64	27-33—60	1-2—3	1-0—1	16-11—27	11-20—31	2-4—6	5-10—15	13-13—26	11-11—22	0-1—1
Ondrej Psenicka	35-35—70	27-33—60	7-2—9	1-0—1	16-20—36	15-12—27	4-3—7	12-9—21	9-11—20	14-14—28	0-1—1
Jimmy Rayhill	—	—	—	—	—	—	—	—	—	—	—
Tim Rego	9-35—44	8-26—34	1-9—10	—	4-17—21	4-13—17	1-5—6	2-14—16	4-8—12	3-13—16	—
Ben Robertson	6-25—31	3-14—17	3-11—14	—	3-12—15	3-10—13	0-3—3	1-4—5	2-11—13	2-9—11	1-1—2
Ian Shane	0-1—1	0-1—1	—	—	—	0-1—1	—	—	0-1—1	—	—
Hoyt Stanley	3-13—16	3-13—16	—	—	1-7—8	1-3—4	1-3—4	1-5—6	2-3—5	0-5—5	—
Michael Suda	1-17—18	1-16—17	0-1—1	—	1-9—10	0-5—5	0-3—3	0-6—6	0-4—4	1-7—8	—
Winter Wallace	4-6—10	4-5—9	0-1—1	—	1-3—4	3-3—6	—	1-2—3	1-0—1	2-4—6	—
Ryan Walsh	21-18—39	14-10—24	7-7—14	0-1—1	11-8—19	7-6—13	3-4—7	4-4—8	8-10—18	9-4—13	—
Nicholas Wolfenberg	1-1—2	1-1—2	—	—	1-0—1	0-1—1	—	1-0—1	0-1—1	—	—

CAREER GOALTENDING BREAKDOWN

PLAYER	OVERALL								HOME								ROAD / NEUTRAL							
	GP	REC	SHO	MIN	GA	GAA	SV	SV%	GP	REC	SHO	MIN	GA	GAA	SV	SV%	GP	REC	SHO	MIN	GA	GAA	SV	SV%
Justin Katz	—	—	—	—	—	—	—	—	—	—	—	—	—	—	—	—	—	—	—	—	—	—	—	—
Remington Keopple	10	2-3-1	0	403:22	18	2.68	132	.880	2	1-0-0	0	63:42	3	2.83	19	.864	8	1-3-1	0	332:02	15	2.71	113	.883
Ian Shane	106	57-29-16	12	6140:45	191	1.87	2096	.916	50	30-13-7	5	2980:44	88	1.77	883	.909	56	27-16-9	7	3160:01	103	1.96	1213	.922
PLAYER	OCTOBER								NOVEMBER								DECEMBER							
	GP	REC	SHO	MIN	GA	GAA	SV	SV%	GP	REC	SHO	MIN	GA	GAA	SV	SV%	GP	REC	SHO	MIN	GA	GAA	SV	SV%
Ryan McInchak	—	—	—	—	—	—	—	—	—	—	—	—	—	—	—	—	—	—	—	—	—	—	—	—
Remington Keopple	1	0-1-0	0	40:00	4	6.00	11	.733	4	1-2-0	0	200:17	8	2.40	67	.893	2	0-0-0	0	13:24	2	8.96	5	.714
Ian Shane	4	2-1-0	1	197:27	4	1.22	73	.948	22	12-5-4	2	1254:57	38	1.82	432	.919	10	4-3-3	1	597:42	22	2.21	161	.880
PLAYER	JANUARY								FEBRUARY								MARCH							
	GP	REC	SHO	MIN	GA	GAA	SV	SV%	GP	REC	SHO	MIN	GA	GAA	SV	SV%	GP	REC	SHO	MIN	GA	GAA	SV	SV%
Ryan McInchak	—	—	—	—	—	—	—	—	—	—	—	—	—	—	—	—	—	—	—	—	—	—	—	—
Remington Keopple	2	1-0-0	0	97:03	2	1.24	33	.943	1	0-0-1	0	45:00	2	2.67	16	.889	—	—	—	—	—	—	—	—
Ian Shane	29	16-7-5	3	1703:22	60	2.11	614	.911	25	13-7-4	4	1465:58	41	1.68	486	.922	16	10-6-0	1	921:19	26	1.69	330	.927

GOALS SCORED, GAME

1.	19	1/13/1965 vs. Hamilton (W, 19-0)
	19	1/27/1968 at Yale (W, 19-1)
3.	18	1/20/1968 at Penn (W, 18-1)
4.	16	12/14/1957 vs. Lehigh (W, 16-3)
5.	15	11/25/1965 vs. York (W, 15-0)
	15	11/25/1975 vs. uOttawa (W, 15-2)
7.	14	2/10/1965 at Hamilton (W, 14-0)
	14	11/24/1966 vs. McMaster (W, 14-2)
	14	2/17/1968 vs. Dartmouth (W, 14-2)
	14	1/8/1969 vs. Penn (W, 14-0)
	14	3/4/1970 vs. Dartmouth (W, 14-0)
12.	13	Nine times, Last: 1/21/1978 vs. Yale (W, 13-1)

GOALS SCORED, PERIOD

1.	9	12/14/1957 vs. Lehigh — 1st period (W, 16-3)
	9	1/27/1968 at Yale — 2nd period (W, 19-1)
	9	1/21/1978 vs. Yale — 1st period (W, 13-1)
4.	8	3/4/1961 vs. Penn — 3rd period (W, 13-1)
	8	2/21/1979 vs. Harvard — 1st period (W, 11-3)
6.	7	3/3/1962 vs. Penn — 2nd period (W, 10-0)
	7	1/13/1965 vs. Hamilton — 2nd period (W, 19-0)
	7	1/13/1965 vs. Hamilton — 3rd period (W, 19-0)
	7	2/10/1965 at Hamilton — 1st period (W, 14-0)
	7	11/24/1966 vs. McMaster — 1st period (W, 14-2)
	7	1/19/1967 at Colgate — 1st period (W, 10-2)
	7	1/20/1968 at Penn — 2nd period (W, 18-1)
	7	1/20/1968 at Penn — 3rd period (W, 18-1)
	7	2/17/1968 at Dartmouth — 2nd period (W, 14-2)
	7	2/5/1969 at Yale — 2nd period (W, 11-2)
	7	12/28/1973 vs. Colo. Coll. — 2nd period (W, 9-8)
	7	11/25/1975 vs. uOttawa — 3rd period (W, 15-2)

MARGIN OF VICTORY

1.	+19	1/13/1965 vs. Hamilton (W, 19-0)
2.	+18	1/27/1968 at Yale (W, 19-1)
3.	+17	1/20/1968 at Penn (W, 18-1)
4.	+15	11/25/1965 vs. York (W, 15-0)
5.	+14	2/10/1965 at Hamilton (W, 14-0)
	+14	1/8/1969 vs. Penn (W, 14-0)
	+14	3/4/1970 vs. Dartmouth (W, 14-0)
8.	+13	1/4/1911 at Western Reserve (W, 13-0)
	+13	12/14/1957 vs. Lehigh Club (W, 16-3)
	+13	11/30/1963 at Penn (W, 13-0)
	+13	11/23/1968 vs. Guelph (W, 13-0)
	+13	11/25/1975 vs. uOttawa (W, 15-2)
13.	+12	Six times, Last: 1/21/1978 vs. Yale (W, 13-1)

MARGIN OF DEFEAT

1.	-23	12/27/1939 vs. Boston College (L, 1-14)
2.	-18	1/10/1959 at Harvard (L, 0-18)
3.	-16	1/19/1946 at Yale (L, 2-18)
4.	-14	3/2/1959 vs. Middlebury (L, 1-15)
5.	-13	1/21/1928 at Princeton (L, 1-14)
	-13	1/18/1947 at Yale (L, 0-13)
	-13	2/21/1948 at Colgate (L, 1-14)
	-13	2/23/1959 vs. Harvard (L, 0-13)
	-13	12/16/1959 at Yale (L, 0-13)
10.	-12	1/6/1945 at Army (L, 1-13)
	-12	2/19/1947 at Colgate (L, 3-15)
	-12	12/19/1957 vs. Princeton (L, 1-13)
	-12	2/14/1959 at Dartmouth (L, 2-14)
	-12	1/23/1960 vs. Dartmouth (L, 0-12)

POWER-PLAY GOALS, GAME

1.	7	11/18/1977 vs. York (W, 10-3)
2.	6	1/4/1973 vs. Loyola (W, 13-5)
	6	11/21/1975 vs. Waterloo (W, 9-1)
	6	1/19/1980 vs. Yale (W, 9-4)
	6	2/4/2023 vs. Union (W, 10-1)
6.	5	9 times, Last: 2/8/2003 vs. Vermont (W, 8-1)

POWER-PLAY GOALS, PERIOD

1.	5	2/4/2023 vs. Union — 1st period (W, 10-1)
2.	4	1/2/1971 vs. Guelph — 2nd period (W, 7-2)
	4	11/18/1977 vs. York — 2nd period (W, 10-3)
	4	1/26/1980 vs. Maine — 3rd period (W, 6-2)
	4	2/8/2003 vs. Vermont — 2nd period (W, 8-1)
6.	3	23 times, Most recent: 11/7/2015 vs. Quinnipiac — 1st period (OTL, 4-5)

SHORT-HANDED GOALS, GAME

1.	4	12/18/1961 vs. Ohio (W, 9-0)
2.	3	1/13/1965 vs. Hamilton (W, 19-0)
3.	2	25 times, Last: 1/13/2012 at Quinnipiac (W, 3-2)

SHORT-HANDED GOALS, PERIOD

1.	3	12/18/1961 vs. Ohio — 2nd period (W, 9-0)
	3	1/13/1965 vs. Hamilton — 3rd period (W, 19-0)
3.	2	1/19/1967 vs. Colgate — 3rd period (W, 10-2)
	2	12/28/1976 vs. Princeton — 3rd period (W, 8-5)
	2	2/11/1978 at Dartmouth — 2nd period (W, 7-1)
	2	2/7/1986 at St. Lawrence — 3rd period (W, 7-4)
	2	12/29/1986 at Wisconsin — 3rd period (L, 5-7)
	2	2/20/1988 vs. Yale — 3rd period (W, 7-4)
	2	1/15/1995 vs. Army — 2nd period (W, 8-2)
	2	1/13/2012 at Quinnipiac — 3rd period (W, 3-2)

FASTEST GOALS TO BEGIN GAME

1.	0:06	Bob Murray (2/11/1974 vs. Yale)
2.	0:08	Robert Spitzmiller (2/12/1930 vs. St. Lawrence)
	0:08	Pete Marcov (12/13/1983 at Princeton)
	0:08	Doug Derraugh (11/10/1990 vs. Princeton)
	0:08	Dalton Bancroft (11/8/2024 vs. Yale)
6.	0:09	Brian McCutcheon (1/3/1970 vs. Colgate)
7.	0:12	Tyler McManus (12/5/1992 at Harvard)
8.	0:13	Roger Eastman (12/14/1957 vs. Lehigh)
9.	0:14	Doug Ferguson (3/8/1966 vs. Boston College)
10.	0:15	Murray Stephen (1/16/1965 at Harvard)

FASTEST TWO GOALS

1.	0:05	3/5/1960 vs. Colgate (W, 5-2)
	0:05	2/14/2020 vs. Union (W, 5-2)
3.	0:06	3/9/1971 vs. Providence (W, 6-3)
	0:06	1/24/2025 vs. Harvard (W, 4-1)
5.	0:07	2/10/1965 at Hamilton (W, 14-0)
6.	0:08	1/27/1968 at Yale (W, 19-1)
	0:08	12/1/1978 vs. Brown (L, 5-7)
	0:08	3/8/1985 vs. Yale (W, 9-2)
	0:08	11/17/2017 vs. St. Lawrence (W, 6-1)
10.	0:09	Nine times, Last: 2/7/1986 at St. Lawrence (W, 7-4)

FASTEST TWO GOALS, GAME START

1.	0:36	11/23/1968 vs. Guelph (W, 13-0)
2.	1:11	3/2/1991 vs. Colgate (W, 8-1)
3.	1:14	11/26/2022 vs. UConn (W, 6-0)
4.	1:20	11/21/1964 vs. Waterloo (W, 5-4)
5.	1:23	1/24/2025 vs. Harvard (W, 4-1)
6.	1:40	12/14/1957 vs. Lehigh (W, 16-3)
7.	1:44	1/17/1987 vs. Brown (OTL, 4-5)
8.	1:53	3/5/1960 vs. Colgate (W, 5-2)
9.	1:54	2/7/1986 at St. Lawrence (W, 7-4)
10.	1:55	3/14/1969 vs. Michigan Tech (OTW, 4-3)

FASTEST THREE GOALS

1.	0:23	2/4/2023 vs. Union (W, 10-1) — <i>all PPG</i>
2.	0:24	2/28/1976 vs. Princeton (W, 8-2)
3.	0:29	1/13/1965 vs. Hamilton (W, 19-0) — <i>all SHG</i>
4.	0:32	1/20/1968 at Penn (W, 18-1)
5.	0:38	1/24/1969 at Penn (W, 10-3)
6.	0:40	3/4/1961 vs. Penn (W, 13-1)
7.	0:43	2/4/2023 vs. Union (W, 10-1)
8.	0:45	12/14/1957 vs. Lehigh (W, 16-3)
9.	0:51	3/10/1979 vs. Boston University (W, 7-4)
10.	0:52	1/9/1965 vs. Princeton (W, 7-3)

FASTEST THREE GOALS, GAME START

1.	2:29	2/28/1976 vs. Princeton (W, 8-2)
2.	3:28	11/23/1968 vs. Guelph (W, 13-0)
3.	3:47	3/2/1991 vs. Colgate (W, 8-1)
4.	3:52	11/24/1966 vs. McMaster (W, 14-2)
5.	4:30	2/22/1975 at Princeton (W, 9-5)
6.	4:33	12/5/1978 vs. St. Lawrence (W, 8-0)
7.	4:34	1/27/1968 at Yale (W, 19-1)
8.	5:03	12/18/1967 at Harvard (W, 9-0)
9.	5:09	1/13/1940 at St. Lawrence (W, 5-3)
10.	5:21	3/14/1969 vs. Michigan Tech (OTW, 4-3)

FASTEST FOUR GOALS

1.	0:54	2/4/2023 vs. Union (W, 10-1) — <i>first 3G were PPG</i>
2.	1:34	3/4/1961 vs. Penn (W, 13-1)
3.	1:35	1/21/1978 vs. Yale (W, 13-1)
4.	1:37	2/28/1976 vs. Princeton (W, 8-2)
5.	1:39	3/4/1961 vs. Penn (W, 13-1)
6.	1:43	11/25/1975 vs. uOttawa (W, 15-2)
7.	1:48	1/20/1968 at Penn (W, 18-1)
8.	2:01	11/25/1975 vs. uOttawa (W, 15-2)
9.	2:05	11/25/1975 vs. uOttawa (W, 15-2)
10.	2:06	12/3/1977 at Brown (L, 6-7)

FASTEST FIVE GOALS

1.	2:01	3/4/1961 vs. Penn (W, 13-1)
2.	2:29	11/25/1975 vs. uOttawa (W, 15-2)
3.	2:35	11/25/1975 vs. uOttawa (W, 15-2)
4.	3:04	1/21/1978 vs. Yale (W, 13-1)
5.	3:34	11/25/1975 vs. uOttawa (W, 15-2)
6.	3:35	2/4/2023 vs. Union (W, 10-1) — <i>first 4G were PPG</i>
7.	3:39	3/4/1961 vs. Penn (W, 13-1)
8.	3:42	1/27/1968 at Yale (W, 19-1)
9.	3:46	1/21/1978 at Yale (W, 19-1)
10.	3:56	1/27/1968 vs. Yale (W, 13-1)

MOST SAVES BY TEAM, GAME

1.	61	2/23/1959 vs. Harvard (L, 0-13) <i>John Detwiler (61 saves)</i>
	61	3/6/1982 at Yale (L, 2-5) <i>Brian Hayward (61 saves)</i>
3.	60	12/17/1958 vs. Yale (L, 1-12) <i>Pete Wheelwright (29 saves); John Detwiler (31 saves)</i>
	60	12/20/1962 vs. Clarkson (L, 3-8) <i>Laing Kennedy (60 saves)</i>
	60	1/3/1986 at British Columbia (W, 5-2) <i>Doug Dadswell (60 saves)</i>
	60	3/17/2013 at Quinnipiac (L, 2-3 — 2OT) <i>Andy Iles (60 saves)</i>
7.	59	3/26/2006 vs. Wisconsin (L, 0-1 — 3OT) <i>David McKee (59 saves)</i>
8.	58	1/10/1959 at Harvard (L, 0-18) <i>John Detwiler (58 saves)</i>
9.	57	3/14/1986 vs. Yale (W, 3-2 — 2OT) <i>Doug Dadswell (57 saves)</i>
	57	2/4/1961 at Harvard (L, 1-2) <i>Laing Kennedy (57 saves)</i>

CORNELL RECORD BOOK

POINTS IN SEASON, PLAYER

1.	83	Lance Nethery	1977-78
2.	78	Lance Nethery	1976-77
3.	74	Brian Cornell	1968-69
4.	71	Doug Ferguson	1965-66
5.	69	Carlo Ugolini	1972-73
6.	68	James Vaughan	1975-76
7.	66	Doug Derrauagh	1990-91
8.	65	Lance Nethery	1978-79
9.	63	Larry Fullan	1971-72
	63	Doug Marrett	1972-73
	63	David Peace	1974-75

GOALS SCORED IN SEASON, PLAYER

1.	37	Doug Ferguson	1965-66
2.	34	Doug Marrett	1972-73
3.	32	Lance Nethery	1976-77
4.	31	James Vaughan	1975-76
	31	Brock Tredway	1978-79
6.	30	Doug Derrauagh	1990-91
7.	29	Brian Cornell	1967-68
	29	Mark Trivett	1976-77
	29	Roy Kerling	1977-78
	29	Brock Tredway	1980-81

ASSISTS IN SEASON, PLAYER

1.	60	Lance Nethery	1977-78
2.	52	Brian Cornell	1968-69
3.	47	Lance Nethery	1978-79
4.	46	Lance Nethery	1976-77
5.	44	Carlo Ugolini	1972-73
6.	43	Larry Fullan	1971-72
7.	41	Brian Campbell	1974-75
8.	40	Peter Tufford	1968-69
9.	39	Michael Doran	1965-66
	39	Steve Bajinski	1974-75

SAVES IN SEASON, PLAYER

1.	967	Doug Dadswell	1985-86
2.	906	Mitch Gillam	2015-16
3.	898	Andy Iles	2012-13
4.	894	Ben Scrivens	2009-10
5.	883	Ben Scrivens	2007-08
6.	870	Andy Iles	2011-12
7.	857	Doug Dadswell	1984-85
8.	856	Jason Elliott	1997-98
9.	843	Mitch Gillam	2016-17
10.	836	Dave Elenbaas	1972-73

GOALS-AGAINST AVERAGE, SEASON

1.	1.20	Dave LeNeveu	2002-03
2.	1.24	David McKee	2004-05
3.	1.48	Ken Dryden	1966-67
4.	1.51	Matthew Galajda	2017-18
5.	1.52	Ken Dryden	1967-68
6.	1.56	Matthew Galajda	2019-20
7.	1.69	Ian Shane	2023-24
8.	1.72	Ian Shane	2022-23
9.	1.74	Ben Scrivens	2008-09
10.	1.81	Ken Dryden	1968-69

SHUTOUTS, SEASON

1.	10	David McKee	2004-05
2.	9	Dave LeNeveu	2002-03
3.	9	Matthew Galajda	2017-18
4.	7	Ben Scrivens	2008-09
5.	7	Ben Scrivens	2009-10
6.	7	Mitch Gillam	2015-16
7.	6	Ken Dryden	1967-68
8.	6	Andy Iles	2011-12
9.	5	Five times, Last: Ian Shane (2022-23)	

POINTS IN SEASON, TEAM

1.	530	1976-77	# of players with points:	20
2.	522	1977-78	# of players with points:	22
3.	502	1968-69	# of players with points:	18
4.	480	1967-68	# of players with points:	18
	474	1975-76	# of players with points:	26
6.	465	1971-72	# of players with points:	19
	465	1969-70	# of players with points:	17
8.	433	1978-79	# of players with points:	23
9.	430	1972-73	# of players with points:	19
10.	427	1974-75	# of players with points:	20

GOALS SCORED IN SEASON, TEAM

1.	204	1976-77	# of players with goals:	20
2.	195	1977-78	# of players with goals:	21
3.	190	1968-69	# of players with goals:	16
4.	187	1967-68	# of players with goals:	17
5.	179	1969-70	# of players with goals:	17
6.	176	1971-72	# of players with goals:	16
7.	174	1975-76	# of players with goals:	18
8.	166	1978-79	# of players with goals:	20
9.	164	1966-67	# of players with goals:	14
10.	159	1970-71	# of players with goals:	19

ASSISTS IN SEASON, TEAM

1.	327	1977-78	# of players with assists:	20
	326	1976-77	# of players with assists:	20
3.	312	1968-69	# of players with assists:	18
4.	300	1975-76	# of players with assists:	25
5.	293	1967-68	# of players with assists:	18
6.	289	1971-72	# of players with assists:	19
	286	1969-70	# of players with assists:	17
8.	274	1972-73	# of players with assists:	18
	270	1974-75	# of players with assists:	20
	267	1978-79	# of players with assists:	22

SAVES IN SEASON, TEAM

1.	1030	1985-86	Games: 32	SV/game: 32.19
2.	1026	1980-81	Games: 31	SV/game: 33.10
3.	1004	1997-98	Games: 33	SV/game: 30.42
4.	978	1996-97	Games: 35	SV/game: 27.94
5.	951	1979-80	Games: 31	SV/game: 30.68
6.	949	2010-11	Games: 34	SV/game: 27.91
7.	948	2007-08	Games: 36	SV/game: 26.33
8.	938	1993-94	Games: 30	SV/game: 31.27
9.	936	2015-16	Games: 34	SV/game: 27.53
10.	931	1984-85	Games: 30	SV/game: 31.03

GOALS-AGAINST AVERAGE, SEASON

1.	1.24	2004-05	GA: 44	Minutes: 2134:19
2.	1.26	2002-03	GA: 46	Minutes: 2187:32
3.	1.48	1967-68	GA: 43	Minutes: 1740:00
4.	1.52	2017-18	GA: 50	Minutes: 1978:38
5.	1.54	2019-20	GA: 45	Minutes: 1750:43
6.	1.59	1966-67	GA: 46	Minutes: 1740:00
7.	1.68	2001-02	GA: 61	Minutes: 2176:41
8.	1.80	2023-24	GA: 64	Minutes: 2135:41
9.	1.82	2003-04	GA: 59	Minutes: 1942:47
10.	1.84	2009-10	GA: 63	Minutes: 2049:53

SHUTOUTS, SEASON

1.	10	2004-05
	10	2017-18
3.	9	2002-03
4.	7	2008-09
	7	2009-10
	7	2015-16
	6	1967-68
8.	6	2011-12
9.	5	Eight times, Last: 2022-23

CAREER POINTS

1.	271	Lance Nethery	1975-79
2.	207	Brock Tredway	1977-81
3.	200	Roy Kerling	1977-78, 1979-82
4.	187	Doug Ferguson	1964-67
5.	177	Duanne Moeser	1982-86
6.	165	Larry Fullan	1969-72
7.	160	Peter Tufford	1966-69
8.	159	Gary Cullen	1981-85
9.	154	James Vaughan	1974-77
10.	153	Doug Derrauagh	1987-91

CAREER GOALS SCORED

1.	113	Brock Tredway	1977-81
2.	93	Roy Kerling	1977-78, 1979-82
3.	91	Doug Ferguson	1964-67
	91	Lance Nethery	1975-79
5.	81	Duanne Moeser	1982-86
6.	73	Joe Nieuwendyk	1984-87
7.	71	James Vaughan	1974-77
	71	Matt Moulson	2002-06
9.	68	John Hughes	1967-70
	68	Peter Tufford	1966-69
	68	Trent Andison	1987-91

CAREER ASSISTS

1.	180	Lance Nethery	1975-79
2.	108	Larry Fullan	1969-72
3.	107	Roy Kerling	1977-78, 1979-82
4.	105	Gary Cullen	1981-85
5.	96	Doug Ferguson	1964-67
	96	Duanne Moeser	1982-86
7.	95	Brian Cornell	1966-69
8.	94	Brock Tredway	1977-81
9.	93	Kyle Knopp	1995-99
10.	92	Brian Campbell	1973-76
	92	Peter Tufford	1966-69

CAREER SAVES

1.	2988	Andy Iles	2010-14
2.	2824	Ben Scrivens	2006-10
3.	2462	Jason Elliott	1994-98
4.	2403	Mitch Gillam	2013-17
5.	2228	Corrie D'Alessio	1987-91
	2225	Brian Hayward	1978-82
7.	2208	David McKee	2003-06
8.	2143	Darren Eliot	1979-83
9.	2096	Ian Shane	2021-Pres.
10.	2052	Matt Underhill	1998-02

CAREER GOALS-AGAINST AVERAGE

1.	1.29	Dave LeNeveu	2001-03
2.	1.60	Ken Dryden	1966-69
3.	1.64	Matthew Galajda	2017-20
4.	1.71	David McKee	2003-06
5.	1.87	Ian Shane	2021-Pres.
6.	1.91	Ben Scrivens	2006-10
7.	2.13	Brian Cropper	1968-71
8.	2.15	Mitch Gillam	2013-17
9.	2.26	Andy Iles	2010-14
10.	2.32	Matt Underhill	1998-02

CAREER SHUTOUTS

1.	19	Matthew Galajda	2017-20
	19	Ben Scrivens	2006-10
3.	18	David McKee	2003-06
4.	13	Ken Dryden	1966-69
5.	12	Ian Shane	2021-Pres.
6.	11	Dave LeNeveu	2001-03
	11	Mitch Gillam	2013-17
8.	10	Laing Kennedy	1960-63
9.	9	Andy Iles	2010-14
10.	7	Brian Cropper	1968-71
	7	Errol McKibbon	1963-66

2024-25 OVERALL STATISTICS

Overall9-8-6

Home7-3-1

Away1-5-4

Neutral1-0-1

ECAC Hockey6-6-4

#	PLAYER	GP	G	A	PTS	SH	SH%	+/-	PN-MIN	MIN	MAJ	OTH	PPG	SHG	FG	GWG	GTG	OTG	HT	PN	UA	BLK	SHOOTOUTS		
																							G	ATT	PCT
14	Ryan Walsh	23	9	8	17	57	.158	E	7-14	7	0	0	3	0	0	1	1	0	0	0	1	13	0	2	.000
12	Tim Rego	23	3	11	14	30	.100	+6	4-16	3	0	1	0	0	0	1	0	0	0	0	0	21	0	0	—
26	Ondrej Psenicka	17	6	7	13	37	.162	+3	2-4	2	0	0	2	0	1	0	1	0	0	0	1	13	0	0	—
17	Dalton Bancroft	23	8	4	12	72	.111	-1	6-23	4	1	1	1	1	2	4	0	0	0	0	0	13	3	5	.600
10	Jake Kraft	23	6	5	11	47	.128	+6	1-2	1	0	0	0	0	2	0	0	0	0	0	1	7	0	0	—
9	Jack O'Leary	22	5	6	11	27	.185	+3	4-19	2	1	1	0	0	0	1	2	0	0	0	0	9	0	0	—
38	Jonathan Castagna	22	3	8	11	42	.071	-4	7-14	7	0	0	0	0	0	0	0	0	0	0	0	13	0	0	—
6	George Fegasas	17	1	9	10	29	.034	-3	5-10	5	0	0	0	0	0	0	0	0	0	0	0	13	0	0	—
28	Nick DeSantis	22	5	4	9	28	.179	+7	5-18	4	0	1	1	0	2	0	1	0	0	0	2	9	0	0	—
21	Ben Robertson	23	1	7	8	27	.037	E	2-4	2	0	0	1	0	0	0	0	0	0	0	0	22	2	2	1.000
18	Kyler Kovich	23	3	4	7	21	.143	+8	5-13	4	1	0	0	0	0	0	0	0	0	0	0	8	0	0	—
19	Sullivan Mack	19	3	4	7	48	.063	E	1-2	1	0	0	0	0	1	0	0	0	0	0	0	8	0	0	—
4	Hank Kempf	23	1	5	6	19	.053	E	6-12	6	0	0	0	0	0	0	0	0	0	0	0	21	0	1	.000
5	Hoyt Stanley	22	1	5	6	20	.050	+4	10-31	8	1	1	0	0	1	0	0	0	0	0	0	36	0	0	—
16	Charlie Major	15	1	5	6	34	.029	+3	1-2	1	0	0	0	0	0	1	0	1	0	0	0	5	0	1	.000
27	Michael Suda	23	0	6	6	23	.000	+7	5-10	5	0	0	0	0	0	0	0	0	0	0	0	23	3	4	.750
15	Tyler Catalano	23	2	3	5	22	.091	+1	8-24	7	0	1	0	0	0	1	0	0	0	0	0	7	0	0	—
22	Kyle Penney	12	4	0	4	30	.133	+2	2-15	0	1	1	0	1	0	0	0	0	0	0	1	2	0	0	—
24	Nicholas Wolfenberg	14	1	1	2	8	.125	+2	1-2	1	0	0	0	0	0	0	0	0	0	0	0	3	0	0	—
3	Jack O'Brien	18	0	1	1	11	.000	+1	1-2	1	0	0	0	0	0	0	0	0	0	0	0	6	0	0	—
30	Ian Shane	22	0	1	1	0	.000	E	1-2	1	0	0	0	0	0	0	0	0	0	0	0	0	0	0	—
7	Jimmy Rayhill	5	0	0	0	3	.000	-1	0-0	0	0	0	0	0	0	0	0	0	0	0	0	2	0	0	—
11	Sean Donaldson	11	0	0	0	10	.000	-4	4-19	2	1	1	0	0	0	0	0	0	0	0	0	1	0	0	—
13	Marian Mosko	2	0	0	0	1	.000	-1	0-0	0	0	0	0	0	0	0	0	0	0	0	0	1	0	0	—
29	Parker Murray	3	0	0	0	1	.000	E	1-2	1	0	0	0	0	0	0	0	0	0	0	0	0	0	0	—
33	Remington Keopple	3	0	0	0	0	.000	E	0-0	0	0	0	0	0	0	0	0	0	0	0	0	0	0	0	—
TEAM									3-6																
TOTALS		23	63	104	167	647	.097	+39	92-266	78	6	8	8	2	9	9	5	1	0	0	6	256	8	15	.533
OPPONENTS		23	60	95	155	539	.111	-50	93-238	84	4	5	14	3	14	8	1	0	1	0	7	287	3	16	.188

#	PLAYER	GP-GS	MIN	GA	GAA	SV	SV%	W	L	T	SHO	PPG	SHG	ENG
30	Ian Shane	22-22	1287:17	53	2.47	443	.893	8	8	6	1	13	2	0
33	Remington Keopple	3-1	106:43	2	1.12	36	.947	1	0	0	0	1	0	0
EMPTY NET			18:58	5	—	—	—	—	—	—	—	0	1	5
TOTALS		23	1412:58	60	2.55	479	.889	9	8	6	1	14	3	5
OPPONENTS		23	1412:58	63	2.68	584	.903	8	9	6	1	8	2	4

FACEOFFS

#	PLAYER	W	L	PCT
38	Jonathan Castagna	204	148	.580
14	Ryan Walsh	260	211	.552
9	Jack O'Leary	7	6	.538
16	Charlie Major	73	67	.521
15	Tyler Catalano	73	69	.514
18	Kyler Kovich	41	41	.500
22	Kyle Penney	14	14	.500
28	Nick DeSantis	2	2	.500
12	Tim Rego	1	1	.500
19	Sullivan Mack	5	7	.417
17	Dalton Bancroft	5	8	.385
26	Ondrej Psenicka	5	8	.385
10	Jake Kraft	1	6	.143
7	Jimmy Rayhill	0	1	.000
11	Sean Donaldson	0	1	.000
TOTALS		696	591	.541
OPPONENTS		591	696	.459

POWER-PLAY SCORING

#	PLAYER	G	A	PTS	SH	SH%
6	George Fegasas	0	6	6	1	.000
14	Ryan Walsh	3	1	4	17	.176
21	Ben Robertson	1	2	3	10	.100
12	Tim Rego	0	3	3	5	.000
26	Ondrej Psenicka	2	0	2	8	.250
17	Dalton Bancroft	1	1	2	19	.053
16	Charlie Major	0	2	2	11	.000
28	Nick DeSantis	1	0	1	5	.200
38	Jonathan Castagna	0	1	1	6	.000

SHORT-HANDED SCORING

#	PLAYER	G	A	PTS	SH	SH%
17	Dalton Bancroft	1	0	1	4	.250
22	Kyle Penney	1	0	1	2	.500
14	Ryan Walsh	0	1	1	4	.000

PERIOD-BY-PERIOD STATS

GOALS	1ST	2ND	3RD	OT	TOTAL
Cornell	21	17	24	1	63
Opponents	17	27	16	0	60
Difference	+4	-10	+8	+1	+3
SHOTS	1ST	2ND	3RD	OT	TOTAL
Cornell	188	192	239	28	647
Opponents	169	208	154	8	539
Difference	+19	-16	+85	+20	+108
SAVES	1ST	2ND	3RD	OT	TOTAL
Cornell	152	181	138	8	479
Opponents	167	175	215	27	584
Difference	-15	+6	-77	-19	-105

2024-25 ECAC HOCKEY STATISTICS

Overall9-8-6

Home7-3-1

Away1-5-4

Neutral1-0-1

ECAC Hockey6-6-4

#	PLAYER	GP	G	A	PTS	SH	SH%	+/-	PN-MIN	MIN	MAJ	OTH	PPG	SHG	FG	GWG	GTG	OTG	HT	PN	UA	BLK	SHOOTOUTS		
																							G	ATT	PCT
26	Ondrej Psenicka	10	5	6	11	23	.217	+6	1-2	1	0	0	2	0	1	0	0	0	0	0	1	10	0	0	—
12	Tim Rego	16	1	10	11	16	.063	+3	3-14	2	0	1	0	0	0	0	0	0	0	0	0	14	0	0	—
14	Ryan Walsh	16	6	4	10	42	.143	-2	4-8	4	0	0	3	0	0	1	1	0	0	0	0	10	0	1	.000
17	Dalton Bancroft	16	6	3	9	49	.122	0	3-17	1	1	1	1	0	2	3	0	0	0	0	0	11	2	3	.667
6	George Fegasas	12	1	8	9	15	.067	-3	5-10	5	0	0	0	0	0	0	0	0	0	0	0	7	0	0	—
10	Jake Kraft	16	4	4	8	28	.143	+2	1-2	1	0	0	0	0	1	0	0	0	0	0	1	7	0	0	—
9	Jack O'Leary	15	3	5	8	18	.167	-1	2-15	0	1	1	0	0	0	1	1	0	0	0	0	5	0	0	—
28	Nick DeSantis	15	4	3	7	25	.160	+6	5-18	4	0	1	1	0	1	0	1	0	0	0	1	4	0	0	—
18	Kyler Kovich	16	3	4	7	15	.200	+9	4-11	3	1	0	0	0	0	0	0	0	0	0	0	5	0	0	—
38	Jonathan Castagna	15	2	4	6	26	.077	-6	3-6	3	0	0	0	0	0	0	0	0	0	0	0	12	0	0	—
21	Ben Robertson	16	1	5	6	17	.059	-3	2-4	2	0	0	1	0	0	0	0	0	0	0	0	18	2	2	1.000
16	Charlie Major	8	1	4	5	16	.063	+5	0-0	0	0	0	0	0	0	1	0	1	0	0	0	5	0	1	.000
4	Hank Kempf	16	1	3	4	11	.091	0	4-8	4	0	0	0	0	0	0	0	0	0	0	0	13	0	0	—
27	Michael Suda	16	0	4	4	16	.000	+6	4-8	4	0	0	0	0	0	0	0	0	0	0	0	18	2	3	.667
22	Kyle Penney	10	3	0	3	23	.130	+1	2-15	0	1	1	0	1	0	0	0	0	0	0	1	2	0	0	—
5	Hoyt Stanley	15	1	2	3	16	.063	+3	8-27	6	1	1	0	0	1	0	0	0	0	0	0	24	0	0	—
15	Tyler Catalano	16	1	2	3	19	.053	+1	6-20	5	0	1	0	0	0	0	0	0	0	0	0	4	0	0	—
19	Sullivan Mack	12	1	2	3	24	.042	-3	1-2	1	0	0	0	0	0	0	0	0	0	0	0	4	0	0	—
3	Jack O'Brien	11	0	1	1	9	.000	+1	0-0	0	0	0	0	0	0	0	0	0	0	0	0	3	0	0	—
30	Ian Shane	15	0	1	1	0	.000	0	1-2	1	0	0	0	0	0	0	0	0	0	0	0	0	0	0	—
7	Jimmy Rayhill	5	0	0	0	3	.000	-1	0-0	0	0	0	0	0	0	0	0	0	0	0	0	2	0	0	—
11	Sean Donaldson	8	0	0	0	9	.000	-3	4-19	2	1	1	0	0	0	0	0	0	0	0	0	1	0	0	—
13	Marian Mosko	2	0	0	0	1	.000	-1	0-0	0	0	0	0	0	0	0	0	0	0	0	0	1	0	0	—
24	Nicholas Wolfenberg	10	0	0	0	4	.000	+1	0-0	0	0	0	0	0	0	0	0	0	0	0	0	3	0	0	—
29	Parker Murray	3	0	0	0	1	.000	0	1-2	1	0	0	0	0	0	0	0	0	0	0	0	0	0	0	—
33	Remington Keopple	2	0	0	0	0	.000	0	0-0	0	0	0	0	0	0	0	0	0	0	0	0	0	0	0	—
TEAM		1-2																							
TOTALS		16	44	75	119	426	.103	+21	67-216	53	6	8	8	1	6	6	3	1	0	0	4	183	6	10	.600
OPPONENTS		16	42	65	107	367	.114	-27	69-190	60	4	5	11	2	10	6	1	0	1	0	5	196	3	10	.300

#	PLAYER	GP-GS	MIN	GA	GAA	SV	SV%	W	L	T	SHO	PPG	SHG	ENG
30	Ian Shane	15-15	902:27	36	2.39	299	.893	5	6	4	1	10	1	0
33	Remington Keopple	2-1	69:40	2	1.72	26	.929	1	0	0	0	1	0	0
EMPTY NET			10:51	4	—	—	—	—	—	—	—	0	1	4
TOTALS		16	982:58	42	2.56	325	.886	6	6	4	1	11	2	4
OPPONENTS		16	982:58	44	2.69	382	.897	6	6	4	0	8	1	1

FACEOFFS

#	PLAYER	W	L	PCT
28	Nick DeSantis	2	1	.667
38	Jonathan Castagna	147	98	.600
14	Ryan Walsh	192	142	.575
22	Kyle Penney	13	10	.565
15	Tyler Catalano	51	47	.520
18	Kyler Kovich	33	32	.508
9	Jack O'Leary	5	5	.500
12	Tim Rego	1	1	.500
16	Charlie Major	24	35	.407
17	Dalton Bancroft	4	6	.400
26	Ondrej Psenicka	4	7	.364
19	Sullivan Mack	1	3	.250
10	Jake Kraft	1	5	.167
7	Jimmy Rayhill	0	1	.000
11	Sean Donaldson	0	1	.000
TOTALS		483	395	.550
OPPONENTS		395	483	.450

POWER-PLAY SCORING

#	PLAYER	G	A	PTS	SH	SH%
6	George Fegasas	0	6	6	1	.000
14	Ryan Walsh	3	1	4	13	.231
21	Ben Robertson	1	2	3	7	.143
12	Tim Rego	0	3	3	2	.000
26	Ondrej Psenicka	2	0	2	6	.333
17	Dalton Bancroft	1	1	2	12	.083
16	Charlie Major	0	2	2	7	.000
28	Nick DeSantis	1	0	1	5	.200
38	Jonathan Castagna	0	1	1	5	.000

SHORT-HANDED SCORING

#	PLAYER	G	A	PTS	SH	SH%
22	Kyle Penney	1	0	1	1	1.000

PERIOD-BY-PERIOD STATS

GOALS	1ST	2ND	3RD	OT	TOTAL
Cornell	14	14	15	1	44
Opponents	11	16	15	0	42
Difference	+3	-2	0	+1	+2
SHOTS	1ST	2ND	3RD	OT	TOTAL
Cornell	122	131	153	20	426
Opponents	124	129	110	4	367
Difference	-2	+2	+43	+16	+59
SAVES	1ST	2ND	3RD	OT	TOTAL
Cornell	113	113	95	4	325
Opponents	108	117	138	19	382
Difference	+5	-4	-43	-15	-57

2024-25 PERIOD-BY-PERIOD COMPARISONS

DATE	OPPONENT	GOALS																SHOTS													
		TOTAL			CU BY PERIOD				OPP BY PERIOD				+/- BY PERIOD				TOTAL			CU BY PERIOD				OPP BY PERIOD				+/- BY PERIOD			
		CU	OPP	+/-	1	2	3	OT	1	2	3	OT	1	2	3	OT	CU	OPP	+/-	1	2	3	OT	1	2	3	OT	1	2	3	OT
11/1	North Dakota	4	1	+1	3	0	1	—	1	0	0	—	+2	0	+1	—	21	24	-3	6	10	5	—	5	10	9	—	+1	0	-4	—
11/2	North Dakota	5	3	+2	1	1	3	—	0	3	0	—	+1	-2	+3	—	28	28	0	11	4	13	—	5	15	8	—	+6	-11	+5	—
11/8	Yale	2	2	0	1	1	0	0	1	1	0	0	0	0	0	0	33	10	+23	5	10	13	5	3	6	0	1	+2	+4	+13	+4
11/9	Brown	3	1	+2	0	1	2	—	1	0	0	—	-1	+1	+2	—	31	19	+12	7	11	13	—	9	5	5	—	-2	+6	+8	—
11/15	at Dartmouth	3	4	-1	0	1	2	—	0	2	2	—	0	-1	0	—	32	23	+9	11	7	14	—	8	5	10	—	+3	+2	+4	—
11/16	at Harvard	2	2	0	0	1	1	0	1	1	0	0	-1	0	+1	0	26	34	-8	6	5	12	3	13	11	10	0	-7	-6	+2	+3
11/22	Quinnipiac	1	3	-2	1	0	0	—	1	0	2	—	0	0	-2	—	16	23	-7	5	5	6	—	5	9	9	—	0	-4	-3	—
11/23	Princeton	5	0	+5	3	0	2	—	0	0	0	—	+3	0	+2	—	24	24	0	12	7	5	—	8	9	7	—	+4	-2	-2	—
11/30	vs. Quinnipiac	3	3	0	2	0	1	0	0	3	0	0	+2	-3	+1	0	33	29	+4	15	4	13	1	6	14	6	3	+9	-10	+7	-2
12/6	Colgate	3	2	+1	0	1	1	1	1	1	0	0	-1	0	+1	+1	31	10	+21	5	12	11	3	4	4	2	0	+1	+8	+9	+3
12/7	at Colgate	3	6	-3	1	1	1	—	1	2	3	—	0	-1	-2	—	20	22	-2	3	9	8	—	8	5	9	—	-5	+4	-1	—
1/3	vs. UMass	4	2	+2	0	1	3	—	1	1	0	—	-1	0	+3	—	35	24	+11	9	10	16	—	6	13	5	—	+3	-3	+11	—
1/4	at Arizona State	0	4	-4	0	0	0	—	2	2	0	—	-2	-2	0	—	34	28	+6	8	9	17	—	11	12	5	—	-3	-3	+12	—
1/10	at Sacred Heart	1	1	0	1	0	0	0	1	0	0	0	0	0	0	0	41	18	+23	9	13	12	7	5	6	6	1	+4	+7	+6	+6
1/11	at Sacred Heart	2	4	-2	0	1	1	—	1	2	1	—	-1	-1	0	—	29	21	+8	8	11	10	—	7	9	5	—	+1	+2	+5	—
1/17	at Princeton	6	2	+4	2	2	2	—	1	0	1	—	+1	+2	+1	—	31	25	+6	10	13	8	—	7	9	9	—	+3	+4	-1	—
1/18	at Quinnipiac	2	2	0	1	0	1	0	0	2	0	0	+1	-2	+1	0	25	24	+1	7	6	6	6	6	15	3	0	+1	-9	+3	+6
1/24	Harvard	4	1	+3	2	1	1	—	0	1	0	—	+2	0	+1	—	24	15	+9	11	7	6	—	6	6	3	—	+5	+1	+3	—
1/25	Dartmouth	1	6	-5	0	1	0	—	1	2	3	—	-1	-1	-3	—	17	30	-13	6	6	5	—	7	11	12	—	-1	-5	-7	—
1/31	at St. Lawrence	1	2	-1	0	1	0	—	1	1	0	—	-1	0	0	—	28	29	-1	5	10	13	—	10	15	4	—	-5	-5	+9	—
2/1	at Clarkson	3	3	0	2	1	0	0	1	2	0	0	+1	-1	0	0	27	37	-10	8	4	12	3	11	11	12	3	-3	-7	0	0
2/7	RPI	4	2	+2	1	1	2	—	0	0	2	—	+1	+1	0	—	30	18	+12	13	7	10	—	6	3	9	—	+7	+4	+1	—
2/8	Union	1	4	-3	0	1	0	—	1	1	2	—	-1	0	-2	—	31	24	+7	8	12	11	—	13	5	6	—	-5	+7	+5	—
2/14	at Brown																														
2/15	at Yale																														
2/21	Clarkson																														
2/22	St. Lawrence																														
2/28	at Union																														
3/1	at RPI																														

2024-25 GAME-BY-GAME SCORING BREAKDOWN

Date	Opponent	3 O'Brien	4 Kempf	5 Stanley	6 Fegaras	7 Rayhill	8 Devlin	9 O'Leary	10 Kraft	11 Donaldson	12 Rego	13 Mosko	14 Walsh	15 Catalano	16 Major
11/1	North Dakota	0-0—0	0-0—0	0-1—1	DND	DND	DND	0-0—0	0-0—0	DND	0-0—0	DND	0-0—0	1-0—1	0-0—0
11/2	North Dakota	0-0—0	0-1—1	0-0—0	DND	DND	DND	1-0—1	1-1—2	DND	1-1—2	DND	1-2—3	0-1—1	0-1—1
11/8	Yale	DNP	0-1—1	0-0—0	DND	DND	DND	1-0—1	0-1—1	0-0—0	0-0—0	DND	0-1—1	0-0—0	0-0—0
11/9	Brown	DNP	0-0—0	0-0—0	DND	DND	DND	0-0—0	0-0—0	0-0—0	0-0—0	DND	1-0—1	0-0—0	0-0—0
11/15	at Dartmouth	0-1—1	0-0—0	0-1—1	DND	DND	DND	0-0—0	0-0—0	0-0—0	0-0—0	DND	0-0—0	1-0—1	0-1—1
11/16	at Harvard	0-0—0	0-0—0	0-0—0	DND	DND	DND	0-0—0	0-0—0	0-0—0	1-1—2	DND	1-0—1	0-0—0	0-1—1
11/22	Quinnipiac	DNP	0-0—0	0-0—0	0-0—0	DND	DND	0-0—0	0-0—0	0-0—0	0-1—1	DND	0-0—0	0-0—0	0-0—0
11/23	Princeton	0-0—0	0-0—0	0-0—0	0-2—2	DND	DND	0-1—1	1-0—1	0-0—0	0-1—1	DND	1-1—2	0-0—0	0-1—1
11/30	vs. Quinnipiac	0-0—0	0-1—1	0-0—0	0-0—0	DND	DND	1-0—1	0-0—0	0-0—0	0-0—0	DND	0-1—1	0-0—0	0-0—0
12/6	Colgate	DNP	0-1—1	0-0—0	0-1—1	DND	DND	1-0—1	0-0—0	0-0—0	0-0—0	DND	1-0—1	0-0—0	1-1—2
12/7	at Colgate	0-0—0	0-0—0	0-0—0	0-2—2	DND	DND	0-1—1	0-1—1	0-0—0	0-0—0	DND	0-0—0	0-1—1	0-0—0
1/3	vs. UMass	0-0—0	0-0—0	0-2—2	0-0—0	DND	DND	0-1—1	0-0—0	0-0—0	1-0—1	DND	1-0—1	0-0—0	0-0—0
1/4	at Arizona State	0-0—0	0-0—0	0-0—0	0-0—0	DND	DND	0-0—0	0-0—0	DND	0-0—0	DND	0-0—0	0-0—0	0-0—0
1/10	at Sacred Heart	0-0—0	0-0—0	0-0—0	0-1—1	DND	DND	0-0—0	0-0—0	0-0—0	0-0—0	DND	0-0—0	0-0—0	0-0—0
1/11	at Sacred Heart	0-0—0	0-0—0	0-0—0	0-0—0	DND	DND	0-0—0	1-0—1	DND	0-0—0	DND	1-1—2	0-0—0	0-0—0
1/17	at Princeton	0-0—0	0-0—0	0-0—0	0-0—0	0-0—0	DND	0-0—0	1-2—3	DND	0-1—1	DND	1-2—3	0-0—0	DND
1/18	at Quinnipiac	0-0—0	0-0—0	0-0—0	0-1—1	0-0—0	DND	0-0—0	0-0—0	DND	0-2—2	DND	0-0—0	0-0—0	DND
1/24	Harvard	0-0—0	0-0—0	0-0—0	0-1—1	0-0—0	DND	0-0—0	1-0—1	DND	0-1—1	DND	1-0—1	0-0—0	DND
1/25	Dartmouth	0-0—0	0-0—0	0-0—0	1-0—1	DNP	DND	0-0—0	0-0—0	DND	0-0—0	DND	0-0—0	0-0—0	DND
1/31	at St. Lawrence	0-0—0	1-0—1	DND	0-0—0	0-0—0	DND	DND	0-0—0	DND	0-0—0	0-0—0	0-0—0	0-1—1	DND
2/1	at Clarkson	0-0—0	0-1—1	1-0—1	0-0—0	0-0—0	DND	0-3—3	1-0—1	DND	0-0—0	0-0—0	0-0—0	0-0—0	DND
2/7	RPI	0-0—0	0-0—0	0-1—1	0-1—1	DND	DND	1-0—1	0-0—0	DND	0-2—2	DND	0-0—0	0-0—0	DND
2/8	Union	0-0—0	0-0—0	0-0—0	0-0—0	DND	DND	0-0—0	0-0—0	DND	0-1—1	DND	0-0—0	0-0—0	DND

Date	Opponent	17 Bancroft	18 Kovich	19 Mack	21 Robertson	22 Penney	23 Wallace	24 Wolfenberg	26 Psenicka	27 Suda	28 DeSantis	29 Murray	30 Shane	33 Keopple	38 Castagna
11/1	North Dakota	0-0—0	0-0—0	1-1—2	0-1—1	0-0—0	DND	1-0—1	0-0—0	0-0—0	1-0—1	DND	0-0—0	DNP	0-2—2
11/2	North Dakota	0-0—0	0-0—0	0-0—0	0-0—0	1-0—1	DND	0-0—0	0-0—0	0-1—1	0-0—0	DND	0-0—0	DNP	0-0—0
11/8	Yale	1-0—1	0-0—0	0-0—0	0-0—0	0-0—0	DND	0-0—0	DND	0-0—0	0-0—0	DND	0-0—0	DNP	0-1—1
11/9	Brown	2-1—3	0-1—1	0-0—0	0-1—1	0-0—0	DND	0-0—0	DND	0-1—1	0-0—0	DND	0-0—0	DNP	0-0—0
11/15	at Dartmouth	0-0—0	0-0—0	DND	0-1—1	2-0—2	DND	0-0—0	DND	0-0—0	0-0—0	0-0—0	0-0—0	DNP	0-0—0
11/16	at Harvard	0-0—0	0-0—0	DND	0-0—0	0-0—0	DND	0-0—0	DND	0-0—0	0-1—1	0-0—0	0-1—1	DNP	0-0—0
11/22	Quinnipiac	0-0—0	0-0—0	DND	0-0—0	0-0—0	DND	DND	0-0—0	0-0—0	0-0—0	DND	0-0—0	DNP	1-0—1
11/23	Princeton	1-0—1	0-0—0	DND	1-1—2	0-0—0	DND	DND	1-1—2	0-1—1	0-0—0	DND	0-0—0	DNP	0-0—0
11/30	vs. Quinnipiac	1-0—1	0-0—0	1-1—2	0-0—0	DND	DND	DND	0-0—0	0-0—0	0-0—0	DND	0-0—0	DNP	0-2—2
12/6	Colgate	0-0—0	0-0—0	0-0—0	0-0—0	DND	DND	DND	0-1—1	0-0—0	0-0—0	DND	0-0—0	DNP	0-1—1
12/7	at Colgate	0-1—1	1-0—1	0-0—0	0-0—0	DND	DND	DND	2-0—2	0-0—0	0-0—0	DND	0-0—0	0-0—0	0-0—0
1/3	vs. UMass	1-0—1	0-0—0	0-0—0	0-1—1	DND	DND	DND	0-1—1	0-1—1	0-0—0	DND	0-0—0	DNP	1-0—1
1/4	at Arizona State	0-0—0	0-0—0	0-0—0	0-0—0	DND	DND	0-0—0	0-0—0	0-0—0	0-0—0	DND	0-0—0	DNP	0-0—0
1/10	at Sacred Heart	0-1—1	0-0—0	0-0—0	0-0—0	DND	DND	DND	1-0—1	0-0—0	0-0—0	DND	0-0—0	DNP	0-0—0
1/11	at Sacred Heart	0-0—0	0-0—0	0-0—0	0-0—0	DND	DND	0-1—1	0-0—0	0-0—0	0-1—1	DND	0-0—0	0-0—0	0-0—0
1/17	at Princeton	1-0—1	1-0—1	0-1—1	0-2—2	DND	DND	0-0—0	0-1—1	0-2—2	0-0—0	DND	DNP	0-0—0	1-1—2
1/18	at Quinnipiac	0-0—0	0-1—1	0-0—0	0-0—0	DND	DND	0-0—0	1-0—1	0-0—0	1-0—1	DND	0-0—0	DNP	0-0—0
1/24	Harvard	0-1—1	0-0—0	0-0—0	0-0—0	0-0—0	DND	DND	0-1—1	0-0—0	2-0—2	DND	0-0—0	DNP	0-0—0
1/25	Dartmouth	0-0—0	0-0—0	0-0—0	0-0—0	0-0—0	DND	DND	0-1—1	0-0—0	0-1—1	DND	0-0—0	DNP	0-0—0
1/31	at St. Lawrence	0-0—0	0-1—1	0-0—0	0-0—0	DND	DND	0-0—0	DND	0-0—0	DND	0-0—0	0-0—0	DNP	0-0—0
2/1	at Clarkson	0-0—0	0-0—0	1-1—2	0-0—0	DND	DND	0-0—0	DND	0-0—0	0-0—0	DND	0-0—0	DNP	0-1—1
2/7	RPI	0-0—0	0-1—1	0-0—0	0-0—0	1-0—1	DND	0-0—0	1-0—1	0-0—0	1-1—2	DND	0-0—0	DNP	0-0—0
2/8	Union	0-0—0	1-0—1	0-0—0	0-0—0	0-0—0	DND	DNP	0-1—1	0-0—0	0-0—0	DND	0-0—0	DNP	0-0—0

NOTE: SHADED DENOTES MULTI-GAME POINT STREAK

ACTIVE GOAL STREAKS

No active streaks

ACTIVE ASSIST STREAKS

Tim Rego (2 games / 3 assists)

ACTIVE POINT STREAKS

Ondrej Psenicka (6 games / 2-4—6)

Tim Rego (2 games / 0-3—3)

Kyler Kovich (2 games / 1-1—2)

2024-25 SPECIAL TEAMS GAME-BY-GAME BREAKDOWN

Key:

○ 5-on-4 killed; ● 5-on-4 goal; □ 4-on-3 killed; ■ 4-on-3 goal; ◎ 5-on-4 major penalty killed; ⦿ 5-on-4 major penalty goal; ▣ 4-on-3 major penalty goal;
 ② 5-on-3 killed; ⑤ 5-on-3 goal; ◇ 4-on-3 then 5-on-4 killed; ◆ 5-on-4 goal after 4-on-3 killed; Ⓢ shorthanded goal; ▤ 4-on-3 major penalty killed

Date	Opponent	1st Per. PPs	2nd Per. PPs	3rd Per. PPs	OT PPs	1st Per. PKs	2nd Per. PKs	3rd Per. PKs	OT PKs
11/1	North Dakota		○	○			○	○	
11/2	North Dakota	○○○	○	○			○○○	○○	
11/8	Yale		○			●	②○		
11/9	Brown	○	○	○○		○	○		
11/15	at Dartmouth		○○	◎			⑤●		
11/16	at Harvard	○	○	●○		○	⦿○	○	
11/22	Quinnipiac			○○		●	○		
11/23	Princeton		○○◇	●●		○	○○○		
11/30	vs. Quinnipiac	○	⑤			○	⑤○○○		
12/6	Colgate	○	○	②●			●		○
12/7	at Colgate	○	○●					②●●◎	
1/3	vs. UMass		○○				●		
1/4	at Arizona State			○		○	■	○	
1/10	at Sacred Heart		②○○	②		○		○	
1/11	at Sacred Heart		○○			○○		○	
1/17	at Princeton		○	●				○○●◎	
1/18	at Quinnipiac	●		○○			○		
1/24	Harvard	○	○	○			○○	○	
1/25	Dartmouth	○	○	Ⓢ		○○	○	○②	
1/31	at St. Lawrence		○	○○○			○	○	
2/1	at Clarkson	○	○	○	□	○●	○	○	
2/7	RPI	●	○○	○			○○	○	
2/8	Union	○		○○		○	●	○	
2/14	at Brown								
2/15	at Yale								
2/21	Clarkson								
2/22	St. Lawrence								
2/28	at Union								
3/1	at RPI								

2024-25 SPECIAL TEAMS BREAKDOWN

Last Friday vs. RPI					Last Saturday vs. Union				2024-25 Totals			
Cornell PP	PPG	Opp.	Opp. Goals	PP Time	PPG	Opp.	Opp. Goals	PP Time	PPG/Opp.	Opp. Goals	Time	PP%
5-on-4	1	4	0	6:12	0	3	0	6:00	8/68	3	124:37	11.8%
5-on-3	—	—	—	—	—	—	—	—	0/3	0	2:50	0.0%
4-on-3	—	—	—	—	—	—	—	—	0/2	0	0:36	0.0%
Cornell PK	PPG	Opp.	CU Goals	PK Time	PPG	Opp.	CU Goals	PK Time	PPG/Opp.	CU Goals	Time	PK%
5-on-4	0	3	0	5:01	1	3	0	4:48	12/68	2	125:06	82.4%
5-on-3	—	—	—	—	—	—	—	—	1/3	0	3:48	66.7%
4-on-3	—	—	—	—	—	—	—	—	1/1	0	0:17	0.0%
Even Strength	CU Goals	Chances	Opp. Goals	Time	CU Goals	Chances	Opp. Goals	Time	CU Goals	Chances	Opp Goals	Time
4-on-4	0	1	1	2:00	—	—	—	—	0	10	2	17:24
3-on-3	—	—	—	—	—	—	—	—	0	0	0	0:00
Cornell Empty Net	CU Goals	Chances	Opp. Goals	Time	CU Goals	Chances	Opp. Goals	Time	CU Goals	Chances	Opp Goals	Time
6-on-5	—	—	—	—	0	1	1	2:04	0	8	4	16:02
6-on-4	—	—	—	—	—	—	—	—	0	2	1	1:30
6-on-3	—	—	—	—	—	—	—	—	0	0	0	0:00
Opp. Empty Net	CU Goals	Chances	Opp. Goals	Time	CU Goals	Chances	Opp. Goals	Time	CU Goals	Chances	Opp Goals	Time
6-on-5	0	2	1	0:40	—	—	—	—	4	8	1	6:41
6-on-4	0	1	0	1:01	—	—	—	—	0	2	0	1:52
6-on-3	—	—	—	—	—	—	—	—	0	0	0	0:00

Pulled Goalie situations does not include delayed penalty scenarios

Assessed penalty while on power play: Cornell 0, Opponents 2

GAME NUMBERS FOR HOME, ROAD, AND NEUTRAL SITES ARE BASED UPON THOSE TYPES OF GAMES

SCORING	
Cornell Hat Trick at Home (20 games)	1/19/2024 vs. Princeton (Jonathan Castagna)
Cornell Hat Trick on Road (49 games)	12/3/2021 at St. Lawrence (Matt Stienburg)
Cornell Hat Trick at Neutral Site (13 games)	11/26/2022 vs. UConn (Dalton Bancroft)
Opponent Hat Trick at Home (0 games)	2/8/2025 vs. Union (Brandon Buhr)
Opponent Hat Trick on Road (101 games)	11/5/2016 at Harvard (Lewis Zerter-Gossage)
Opponent Hat Trick at Neutral Site (64 games)	3/21/2009 vs. Yale (Sean Backman)
Two Hat Tricks in Game (1,000 games)	2/26/1994 vs. Yale (Jake Karam & Vincent Auger)
Three Hat Tricks in Game (2,145 games)	1/4/1911 vs. Western Reserve (5, Edmund 'Stubby' Wagner; 3, Frank Crasswaller; 3, Jefferson Vincent)
Defenseman Scored Hat Trick (1,344 games)	2/20/1982 vs. Maine (Joe Gallant)
Hat Trick in Consecutive Games (1,095 games)	Doug Derrrough 1/22/1991 at Colgate; 1/26/1991 at Dartmouth
Hat Trick in 3+ Straight Games (1,470 games)	Brock Tredway 1/21/1978 vs. Yale; 1/25/1978 vs. Princeton; 1/28/1978 vs. Penn
Scored 4+ Goals in a Game (118 games)	11/13/2021 vs. RPI (Max Andreev — 4 goals)
Scored 5+ Goals in a Game (1,838 games)	1/13/1965 vs. Hamilton (Doug Ferguson — 6 goals)
Two Multi-Goal Scorers in Game (42 games)	1/19/2024 vs. Princeton (3, Jonathan Castagna; 2, Nick DeSantis)
Three Multi-Goal Scorers in Game (69 games)	2/4/2023 vs. Union (2, Dalton Bancroft; 2, Nick DeSantis; 2, Sam Malinski)
SCORING MARGINS	
Cornell Shutout at Home (5 games)	11/23/2024 vs. Princeton (Ian Shane, 24 saves)
Cornell Shutout on Road (15 games)	1/26/2024 at Harvard (Ian Shane, 17 saves)
Cornell Shutout at Neutral Site (4 games)	3/23/2023 vs. Denver (Ian Shane, 26 saves)
Opponent Shutout at Home (28 games)	2/18/2023 vs. St. Lawrence (Emil Zetterquist, 28 saves)
Opponent Shutout on Road (6 games)	1/4/2025 at Arizona State (Gibson Homer, 34 saves)
Opponent Shutout at Neutral Site (11 games)	3/17/2023 vs. Harvard (Mitchell Gibson, 15 saves)
Consecutive Shutouts (95 games)	2/25/2022 at Quinnipiac (Ian Shane, 42 saves) 2/26/2022 at Princeton (Ian Shane, 23 saves)
Three Straight Shutouts (125 games)	2/21/2020 at Yale (Matthew Galajda, 17 saves) 2/22/2020 at Brown (Matthew Galajda, 19 saves) 2/28/2020 vs. St. Lawrence (Matthew Galajda, 26 saves)
Four Straight Shutouts (2,164 games)	2/9/1907 vs. Rochester (George Adler) 2/16/1907 at Army (George Adler) 1/18/1908 at Army (George Adler) 1/28/1908 vs. Rochester (Curtis Yohe) 1/31/1908 at RPI (George Adler) 2/8/1908 vs. Cascadilla (George Adler)
Shutout in Consecutive Games (309 games)	12/28/2014 vs. Lake State (Gordon Defiel, 39 saves) 12/29/2014 vs. Miami (Ohio) (Jay Williams, 15 saves)
Shutout in Three Straight Games (1,936 games)	2/6/1960 vs. Princeton (Clifford Michel, 14 saves) 2/12/1960 at Dartmouth (Tom Wahman, 15 saves) 2/13/60 at Brown (Roderick McGarry, 26 saves)
Won 1-0 Game at Home (37 games)	12/3/2022 vs. Dartmouth (Travis Mitchell)
Won 1-0 Game on Road (38 games)	2/25/2022 at Quinnipiac (Jack Malone)
Won 1-0 Game at Neutral Site (242 games)	12/30/1967 vs. Toronto (Bob McGuinn — OT)
Lost 1-0 Game at Home (28 games)	2/18/2023 vs. St. Lawrence (Aleksi Peltonen)
Lost 1-0 Game on Road (114 games)	1/15/2016 at RPI (Chris Bradley)
Lost 1-0 Game at Neutral Site (11 games)	3/17/2023 vs. Harvard (Alex Laferriere — OT)
Won by 5+ Goals at Home (5 games)	11/23/2024 vs. Princeton (W, 5-0)
Won by 5+ Goals on Road (12 games)	2/10/2024 at Union (W, 6-1)
Won by 5+ Goals at Neutral Site (12 games)	11/26/2022 vs. UConn (W, 6-0)
Lost by 5+ Goals at Home (2 games)	1/25/2025 vs. Dartmouth (L, 1-6)
Lost by 5+ Goals on Road (56 games)	1/31/2020 at Quinnipiac (L, 0-5)
Lost by 5+ Goals at Neutral Site (25 games)	3/25/2017 vs. UMass Lowell (L, 0-5)
LEADS AND DEFICITS	
Trailed by Two Goals and Won (12 games)	12/6/2024 vs. Colgate (OTW, 3-2; trailed 2-0)
Trailed by Three Goals and Won (842 games)	2/6/1999 vs. Princeton (W, 8-4; trailed 3-0)
Trailed by Four Goals and Won (1,306 games)	12/10/1983 vs. Harvard (W, 6-5; trailed 4-0)
Trailed by Five Goals and Won (1,592 games)	12/28/1973 vs. Colo. Coll. (W, 9-8; trailed 8-3)
Led by Two Goals and Lost (121 games)	11/5/2021 vs. Harvard (L, 2-3; led 2-0)
Led by Three Goals and Lost (287 games)	11/7/2015 vs. Quinnipiac (OTL, 4-5; led 3-0, 4-1)
Led by Four Goals and Lost (1,598 games)	3/16/1973 vs. Wisconsin (OTL, 5-6; led 4-0)
PENALTIES	
Did not commit a penalty (34 games)	2/16/2024 vs. Brown (W, 3-0)
Opponent did not commit a penalty (81 games)	12/2/2022 vs. Harvard (OTL, 2-3)
Neither team committed a penalty (177 games)	1/4/2019 at Princeton (W, 3-2)
Neither team had a power-play opportunity (177 games)	1/4/2019 at Princeton (W, 3-2)
<i>Shaded row denotes accomplished during 2024-25 season</i>	
OVERTIMES AND SHOOTOUTS	
Won Home Game in Overtime (4 games)	12/6/2024 vs. Colgate (Charlie Major)
Won Road Game in Overtime (17 games)	1/12/2024 at Arizona State (Ben Robertson)
Won Neutral Site Game in Overtime (32 games)	12/28/2015 vs. Providence (Jeff Kubiak)
Lost Home Game in Overtime (38 games)	12/2/2022 vs. Harvard (Sean Farrell)
Lost Road Game in Overtime (11 games)	2/23/2024 at Clarkson (Mathieu Gosselin)
Lost Neutral Site Game in Overtime (11 games)	3/17/2023 vs. Harvard (Alex Laferriere)
Won Shootout at Home (15 games)	2/17/2024 vs. Yale
Won Shootout on Road (0 games)	2/1/2025 at Clarkson
Won Shootout at Neutral Site (7 games)	11/30/2024 vs. Quinnipiac
Lost Shootout at Home (8 games)	11/8/2024 vs. Yale
Lost Shootout on Road (14 games)	1/27/2024 at Dartmouth
Lost Shootout at Neutral Site (6 games)	12/30/2023 vs. Arizona State
TEAM SCORING	
Scored 10+ Goals at Home (31 games)	2/4/2023 vs. Union (W, 10-1)
Scored 10+ Goals on Road (469 games)	2/18/1989 at Brown (W, 10-3)
Scored 10+ Goals at Neutral Site (162 games)	1/4/1985 vs. McGill (T, 10-10)
Allowed 10+ Goals at Home (560 games)	1/21/1987 vs. Colgate (L, 4-10)
Allowed 10+ Goals on Road (144 games)	3/16/2013 at Quinnipiac (L, 0-10)
Allowed 10+ Goals at Neutral Site (131 games)	12/27/1995 vs. Colorado College (L, 0-11)
5-Goal Period at Home (31 games)	2/4/2023 vs. Union (6 goals — 1st period)
5-Goal Period on Road (284 games)	11/15/2002 at Vermont (5 goals — 1st period)
5-Goal Period at Neutral Site (5 games)	3/22/2024 vs. Dartmouth (5 goals — 3rd period)
Two Goals in Under One Minute (5 games)	1/24/2025 vs. Harvard (0:06)
Three Goals in Under Three Minutes (68 games)	2/10/2023 vs. Colgate (2:20)
Four Goals in Under Four Minutes (69 games)	2/4/2023 vs. Union (0:54 & 3:04)
Five Goals in Under Five Minutes (69 games)	2/4/2023 vs. Union (3:35)
SPECIAL TEAMS SCORING	
Scored 3+ Power-Play Goals (69 games)	2/4/2023 vs. Union (6 goals)
Scored 4+ Power-Play Goals (69 games)	2/4/2023 vs. Union (6 goals)
Scored 5+ Power-Play Goals (69 games)	2/4/2023 vs. Union (6 goals)
Allowed 3+ Power-Play Goals (76 games)	1/7/2023 at RPI (4 goals)
Allowed 4+ Power-Play Goals (76 games)	1/7/2023 at RPI (4 goals)
Allowed 5+ Power-Play Goals (596 games)	3/18/2006 vs. Harvard (5 goals)
Scored SHG in Game (14 games)	11/30/2024 vs. Quinnipiac (Dalton Bancroft)
Scored 2+ SHG in Game (407 games)	1/13/2012 at Quinnipiac (Sean Collins & Joel Lowry)
Allowed SHG in Game (4 games)	1/25/2025 vs. Dartmouth (CJ Foley & Cooper Flinton)
Allowed 2+ SHG in Game (4 games)	1/25/2025 vs. Dartmouth (CJ Foley & Cooper Flinton)
Short-Handed Goal in OT (317 games)	11/14/2014 vs. Clarkson (Eric Freschi)
SHG in Consecutive Games (569 games)	2/9/2007 at Union (Mitch Carefoot) 2/10/2007 at RPI (Mark McCutcheon)
EMPTY-NET GOALS	
Empty-Net Goal at Home (7 games)	11/9/2024 vs. Brown (Ryan Walsh)
Empty-Net Goal on Road (12 games)	2/10/2024 at Union (Ondrej Psenicka)
Empty-Net Goal at Neutral Site (0 games)	1/3/2025 vs. UMass (Jonathan Castagna)
Allowed Empty-Net Goal at Home (0 games)	2/8/2025 vs. Union (Brandon Buhr)
Allowed Empty-Net Goal on Road (4 games)	1/11/2025 at Sacred Heart (Tyler Ghirardosi)
Allowed Empty-Net Goal at Neutral Site (21 games)	11/24/2018 vs. Harvard (Adam Fox)
Scored Multiple Empty-Net Goals (26 games)	3/22/2024 vs. Dartmouth (2, Nick DeSantis)
Allowed Multiple Empty-Net Goals (100 games)	2/11/2022 at RPI (Jake Johnson & Jakub Lacka)
Scored Extra-Attacker Goal (31 games)	2/24/2024 at St. Lawrence (2, Ondrej Psenicka)
Scored Two Extra-Attacker Goals (31 games)	2/24/2024 at St. Lawrence (2, Ondrej Psenicka)
Allowed Extra-Attacker Goal (1 game)	2/7/2025 vs. RPI (Dovar Tinling)
Allowed Two Extra-Attacker Goals (114 games)	12/4/2021 at Clarkson (Lukas Kaelble, Anthony Romano, Zach Tsekos)
PENALTY SHOTS	
Scored on Penalty Shot (47 games)	12/2/2023 vs. Colgate (Sullivan Mack)
Unsuccessful on Penalty Shot (59 games)	3/23/2023 vs. Denver (Nick DeSantis)
Allowed Goal on Penalty Shot (41 games)	1/20/2024 vs. Quinnipiac (Alex Power)
Stopped Shooter on Penalty Shot (109 games)	1/8/2022 at North Dakota (Mark Senden)
GOALTENDING FEATS	
Scored a Goal (343 games)	11/26/2013 vs. Niagara (Mitch Gillam)
Recorded a Point (17 games)	11/16/2024 at Harvard (Ian Shane — assist)
Made 30+ Saves (2 games)	2/1/2025 at Clarkson (Ian Shane, 34 saves)
Made 40+ Saves (95 games)	2/25/2022 at Quinnipiac (Ian Shane, 42 saves)
Made 50+ Saves (353 games)	3/17/2013 at Quinnipiac (Andy Iles — 60 saves)
Made 60+ Saves (353 games)	3/17/2013 at Quinnipiac (Andy Iles — 60 saves)