

# CORNELL BIG RED

## 2024-25 MEN'S HOCKEY GAME NOTES

TWO NATIONAL CHAMPIONSHIPS (1967, 1970) | 26 IVY LEAGUE CHAMPIONSHIPS | 13 ECAC HOCKEY CHAMPIONSHIPS

### 2024-25 SCHEDULE

#### OCTOBER

26 **TORONTO (EXH.)** (ESPN+) W, 6-2

#### NOVEMBER (4-2-3, 2-2-2 ECAC)

1 **#7 NORTH DAKOTA** (ESPN+/SNY) W, 4-1

2 **#7 NORTH DAKOTA** (ESPN+) W, 5-3

8 **YALE\*** (ESPN+) T, 2-2 (SOL)

9 **BROWN\*** (ESPN+) W, 3-1

15 at #17 Dartmouth\* (ESPN+) L, 3-4

16 at #20 Harvard\* (ESPN+/NESN) T, 2-2 (SOW)

22 **#18 QUINNIPAC\*** (ESPN+/TSN+) L, 1-3

23 **PRINCETON\*** (ESPN+) W, 5-0

#### FROZEN APPLE (NEW YORK, N.Y.)

30 vs. #18 Quinnipiac (ESPN+/TSN+) T, 3-3 (SOW)

#### DECEMBER (1-1-0, 1-1-0 ECAC)

6 **COLGATE\*** (ESPN+/SNY) W, 3-2 (OT)

7 at Colgate\* (ESPN+) L, 3-6

#### JANUARY (1-1-0)

##### DESERT HOCKEY CLASSIC (TEMPE, ARIZ.)

3 vs. UMass (NCHC.tv) W, 4-2

4 at #19 Arizona State (NCHC.tv) L, 0-4

10 at Sacred Heart (FloHockey) 7 p.m.

11 at Sacred Heart (FloHockey/SNY) 5 p.m.

17 at Princeton\* (ESPN+) 7 p.m.

18 at #20 Quinnipiac\* (ESPN+/NESN) 7 p.m.

24 **HARVARD\*** (ESPN+) 7 p.m.

25 **DARTMOUTH\*** (ESPN+) 7 p.m.

31 at St. Lawrence\* (ESPN+) 7 p.m.

#### FEBRUARY

1 at #19 Clarkson\* (ESPN+) 7 p.m.

7 **RPI\*** (ESPN+) 7 p.m.

8 **UNION\*** (ESPN+) 7 p.m.

14 at Brown\* (ESPN+) 7 p.m.

15 at Yale\* (ESPN+) 7 p.m.

21 **#19 CLARKSON\*** (ESPN+) 7 p.m.

22 **ST. LAWRENCE\*** (ESPN+) 7 p.m.

28 at Union\* (ESPN+) 7 p.m.

#### MARCH

1 at RPI\* (ESPN+) 7 p.m.

All game times Eastern, subject to change

\* - Denotes Ivy League contest

Bold Red CAPS denotes home game



### MEDIA CONTACT

#### MARSHALL HAIM

Assistant Director of Athletic Communications

✉ mh2348@cornell.edu

☎ (716) 465-4945 (mobile)

### CORNELL BIG RED

AT

### SACRED HEART PIONEERS

GAMES 14-15 | FRIDAY, JAN. 10 & SATURDAY, JAN. 11 | 7 P.M. & 5 P.M. | FAIRFIELD, CONN. | MARTIRE FAMILY ARENA | SERIES TIED, 2-2-0

**6-4-3**

OVERALL

**3-3-2**

ECAC HOCKEY

**18/20**

USCHO/USA TODAY

**11-8-3**

OVERALL

**10-6-2**

ATLANTIC HOCKEY

**RV/-**

USCHO/USA TODAY

**Mike Schafer**

30TH SEASON AS HEAD COACH

**548-293-114 (.634)**

30TH SEASON AT CORNELL

**C.J. Marottolo**

16TH SEASON AS HEAD COACH

**198-299-58 (.409)**

16TH SEASON AT SACRED HEART

### WEEKEND INFORMATION

#### FRIDAY BROADCAST

FLOHOCKEY

Play-by-Play: Randy Brochu

Analyst: Paul Pacelli

Live Stats: cornellbigred.com

#### SATURDAY BROADCAST

FLOHOCKEY

SNY

Play-by-Play: Anthony Saccone

Analyst: Paul Pacelli

Live Stats: cornellbigred.com

#### RADIO BROADCASTS

WHCU 97.7

Play-by-Play: Jason Weinstein

Analyst: Tony Eisenhut '88

Radio Stream: cortacatoday.com

### PUCK DROP

► The No. 18-ranked Cornell men's hockey team continues its seven-game road trip when it plays its final two non-conference games of the regular season this weekend against Sacred Heart at Martire Family Arena in Fairfield, Conn.

► Puck drop for Friday's contest between the Big Red and Pioneers from the Martire Family Arena is slated for 7 p.m. Saturday's start is scheduled for 5 p.m. Both games will be broadcast on FloHockey.tv and available over the airwaves on WHCU (870 AM, 97.7 FM, cortacatoday.com), featuring **JASON WEINSTEIN** on play-by-play and **TONY EISENHUT** '88 providing analysis. Saturday's game will air on SNY on a tape delay.

### LAST TIME OUT

► Cornell is coming off a weekend split at the sixth annual Desert Hockey Classic at Mullett Arena in Tempe, Ariz., as the Big Red defeated UMass, 4-2, before being shut out in the championship game by then-No. 19-ranked Arizona State, 4-0.

► The Big Red had a three-goal third period to avenge a 2-1 deficit and defeat the Minutemen. Senior defenseman **TIM REGO** ignited the rally and junior forward **DALTON BANCROFT** tallied the eventual game-winner five-plus minutes later. Sophomore forward **JONATHAN CASTAGNA** deposited an insurance marker into an empty UMass net from nearly 150 feet away with seven seconds left.

► Sophomore defenseman **HOYT STANLEY** registered his first multi-point game of his collegiate career, assisting on the Big Red's latter two goals. Senior goaltender **IAN SHANE** made 22 saves in the victory.

► In the championship game, Arizona State scored twice in the first and second periods to retain the Desert Hockey Classic title for a second consecutive year, shutting out the Big Red, 4-0, to snap its goal-scoring streak at 49 games. Shane made 24 saves in the setback for Cornell.

### THE GAME IS ON HIS STICK

► Junior forward **DALTON BANCROFT** broke open a 2-2 tie with a third-period goal, guiding Cornell to a 4-2 victory over UMass last Friday in the first semifinal of the Desert Hockey Classic. Bancroft's goal was his third game-winning goal of the season and the seventh of his Cornell career.

► Bancroft became the first Cornell player to have at least three game-winning goals across the first 13 games of a season since forward **MATT STIENBURG** '23 also had three game-winners during the 2021-22 season.

► With a game-winning goal this weekend, Bancroft would become Cornell's first player with four game-winning goals in its first 15 games of a season since defenseman **NICK D'AGOSTINO** '13 (five) in 2011-12. No Cornell forward has had four game-winning goals in the first 15 games of a campaign since **DOUG MARRETT** '74 also had four game-winners in 1972-73.

► Entering this weekend, Bancroft is tied with 23 players for the eighth-most game-winning goals. Bancroft is tied for the ECAC Hockey lead in game-winning goals with Clarkson forward Ayrton Martino, Colgate forward Daniel Panetta, and Dartmouth defenseman John Fusco.





► Nationally, only Michigan State forward Daniel Russell (six), Boston College forward Ryan Leonard, Denver forward Sam Harris and Western Michigan forward Tim Washe (five), and Ferris State forward Caiden Gault, Michigan forward Michael Hage, and Minnesota State forward Rhett Pitlick (four) have more game-winning goals this season.

### CORNELL RECORD BOOK

#### MOST GWG OVER TEAM'S FIRST 13 GAMES Cornell Single Season

PLAYER	SEASON	GWG
Edmund 'Stubby' Magner	1910-11	6
Nick D'Agostino	2011-12	5
Doug Marrett	1972-73	4
► 20 times, by 19 players Last: Dalton Bancroft	2024-25	3

# 2024-25 CORNELL MEN'S HOCKEY ROSTER

NO	NAME	POS	HT	WT	YR	S/C	HOMETOWN	LAST TEAM	NHL	YR / RD / PICK
2	Liam Steele	D	6-4	240	So.	R	Cobham, England	Salmon Arm Silverbacks (BCHL)		
3	Jack O'Brien	D	6-0	184	Jr.	L	White Rock, British Columbia	Nanaimo Clippers (BCHL)		
4	Hank Kempf	D	6-2	203	Sr.	L	Wilmette, Ill.	Muskegon Lumberjacks (USHL)		2021 / 7 / 208
5	Hoyt Stanley	D	6-3	203	So.	R	West Vancouver, British Columbia	Victoria Grizzlies (BCHL)		2023 / 4 / 108
6	George Fegas	D	6-2	212	So.	R	Richmond Hill, Ontario	Muskegon Lumberjacks (USHL)		2022 / 3 / 83
7	Jimmy Rayhill	D	5-9	174	Sr.	R	New Hartford, N.Y.	Odessa Jackalopes (NAHL)		
8	Luke Devlin	F	6-3	209	So.	L	Memphis, Tenn.	West Kelowna Warriors (BCHL)		2022 / 6 / 182
9	Jack O'Leary	F	5-7	158	Sr.	R	St. James, N.Y.	Cedar Rapids RoughRiders (USHL)		
10	Jake Kraft	F	5-8	180	So.	L	Churchville, N.Y.	Cedar Rapids RoughRiders (USHL)		
11	Sean Donaldson	F	5-11	192	Jr.	L	Vancouver, British Columbia	Nanaimo Clippers (BCHL)		
12	Tim Rego	D	6-0	186	Sr.	R	Mansfield, Mass.	Brooks Bandits (AJHL)		
13	Marian Mosko	D	5-11	181	So.	L	Visolaje, Slovakia	Fargo Force (USHL)		
14	Ryan Walsh	F	6-1	188	So.	R	Rochester, N.Y.	Cedar Rapids RoughRiders (USHL)		2023 / 6 / 188
15	Tyler Catalano	F	6-4	216	So.	R	St. Louis, Mo.	Youngstown Phantoms (USHL)		
16	Charlie Major	F	5-10	180	Fr.	R	Skaneateles, N.Y.	Chicago Steel (USHL)		
17	Dalton Bancroft	F	6-3	207	Jr.	R	Madoc, Ontario	Trenton Golden Hawks (OJHL)		
18	Kyler Kovich	F	6-2	185	Sr.	L	Coquitlam, British Columbia	Tri-City Storm (USHL)		
19	Sullivan Mack	F	6-1	194	Sr.	L	Anchorage, Alaska	Salmon Arm Silverbacks (BCHL)		
21	Ben Robertson	D	5-11	191	So.	L	Potomac Falls, Va.	Waterloo Black Hawks (USHL)		
22	Kyle Penney	F	6-1	210	Sr.	L	Lawrencetown, Nova Scotia	Chilliwack Chiefs (BCHL)		
23	Winter Wallace	F	6-4	222	Jr.	R	Boulder, Colo.	Youngstown Phantoms (USHL)		
24	Nicholas Wolfenberg	D	6-2	212	Fr.	R	Calgary, Alberta	Okotoks Oilers (BCHL)		
26	Ondrej Psenicka	F	6-6	209	Sr.	L	Praha, Czechia	Waterloo Black Hawks (USHL)		
27	Michael Suda	D	6-1	187	Sr.	L	Cheektowaga, N.Y.	Fargo Force (USHL)		
28	Nick DeSantis	F	5-9	163	Jr.	R	Collegeville, Pa.	Madison Capitols (USHL)		
29	Parker Murray	F	6-5	229	Fr.	L	Manhattan Beach, Calif.	Chilliwack Chiefs (BCHL)		
30	Ian Shane	G	6-0	176	Sr.	L	Manhattan Beach, Calif.	Bismarck Bobcats (NAHL)		
33	Remington Keopple	G	6-2	184	Jr.	L	New Richmond, Wis.	Des Moines Buccaneers (USHL)		
37	Justin Katz	G	6-1	176	Fr.	R	Montréal, Québec	Powell River Kings (BCHL)		
38	Jonathan Castagna	F	6-2	200	So.	L	Etobicoke, Ontario	St. Andrew's College		2023 / 3 / 70

## COACHING AND SUPPORT STAFF

Head Coach:	Mike Schafer '86
Associate Head Coach:	Casey Jones '90
Assistant Coach:	Sean Flanagan
Dir. of Hockey Ops./Ast. Coach:	Corey Leivermann
Equipment Manager:	Sean Schmidt
Athletic Trainer:	Kait Petryszyn
Team Physician:	Dr. Dave Wentzel
Strenght & Conditioning:	Mike Missen

## PRUH-NUHN-SEE-AY-SHN GUIDE




















4	Hank Kempf	KEHM-pf
6	George Fegas	fegh-AIR-ess
12	Tim Rego	REE-go
13	Marian Mosko	MAA-skau
17	Dalton Bancroft	BAN-crawft
18	Kyler Kovich	KOH-vich
26	Ondrej Psenicka	AWN-dray zeh-NEET-skuh
27	Michael Suda	SOO-duh
28	Nick DeSantis	duh-SAN-tuhs
33	Remington Keopple	KEH-puhl
38	Jonathan Castagna	KUH-stan-yuh
HC	Mike Schafer	SHAY-fuhr
AT	Kait Petryszyn	puh-TRISH-in

## ROSTER BREAKDOWN

### BY CLASS

FRESHMAN (4)	SOPHOMORES (10)	JUNIORS (6)	SENIORS (10)
16 Major	2 Steele	3 O'Brien	4 Kempf
24 Wolfenberg	5 Stanley	11 Donaldson	7 Rayhill
29 Murray	6 Fegas	17 Bancroft	9 O'Leary
37 Katz	8 Devlin	23 Wallace	12 Rego
	10 Kraft	28 DeSantis	18 Kovich
	13 Mosko	33 Keopple	19 Mack
	14 Walsh		22 Penney
	15 Catalano		26 Psenicka
	21 Robertson		27 Suda
	38 Castagna		30 Shane

### BY STATE

 New York 6	 Alberta 1	 Massachusetts 1	 Slovakia 1
 British Columbia 4	 Colorado 1	 Missouri 1	 Tennessee 1
 Ontario 3	 Czechia 1	 Nova Scotia 1	 Virginia 1
 California 2	 England 1	 Pennsylvania 1	 Wisconsin 1
 Alaska 1	 Illinois 1	 Québec 1	

## CORNELL QUICK FACTS

### GENERAL INFORMATION

Location:	Ithaca, N.Y.
Enrollment:	26,284 (16,071 undergraduate)
Founded:	1865
Nickname:	Big Red
School Colors:	Carnelian Red (Pantone 187) and White
Conference:	Ivy League / ECAC Hockey
Interim President:	Michael I. Kotlikoff
Meakam Smith Director of Athletics:	Dr. Nicki Moore
Athletics Website:	CornellBigRed.com
Ticket Office Phone:	(607) 255-4247
Ticket Office Website:	BigRedTix.com
Facebook:	/CornellSports
X (formerly Twitter):	@CornellSports   @CornellMHockey
Instagram:	@CornellSports   @cornellMHockey

### HISTORY

Seasons of Hockey:	108th
First Varsity Season:	1900-01
All-Time Record:	1237-768-163 (.608)
ECAC Hockey Regular-Season Titles (last):	11 (2020)
Ivy League Regular-Season Titles (last):	26 (2024)
ECAC Hockey Championship Titles (last):	13 (2024)
NCAA Tournament Appearances (last):	24 (2024)
Most Consecutive NCAA Appearances:	4 (1967-70)
Frozen Four Appearances:	8 (2003)
National Championships:	2 (1967, 1970)
NCAA Tournament Record:	21-25 (.457)

### LYNAH RINK

Year Opened (Season):	1957 (68th)
Capacity:	4,267
All-Time Record:	618-233-73 (.708)
Under Mike Schafer:	289-108-48 (.703)

### COACHING / SUPPORT STAFF

Head Coach:	Mike Schafer (Cornell '86)
Record at Cornell:	548-293-114 (.634)
Overall Record:	Same as above
Associate Head Coach:	Casey Jones (Cornell '90)
Assistant Coach:	Sean Flanagan (St. Lawrence '10)
Dir. of Hockey Ops./Ast. Coach:	Corey Leivermann (Gustavus Adolphus '14)
Equipment Manager:	Sean Schmidt (Ferris State '09)
Athletic Trainer:	Kait Petryszyn (SUNY Cortland '22)

### 2023-24 IN REVIEW

Overall Record:	22-7-6 (.714)
ECAC Hockey Record (Finish):	12-6-4 (.636) — 2nd
Home Record:	10-3-2 (.733)
Road Record:	8-3-2 (.692)
Neutral Record:	4-1-2 (.714)
ECAC Hockey Tournament:	No. 2 seed / Championship
	Beat St. Lawrence in ECAC Hockey Championship, 3-1
NCAA Tournament:	No. 3 seed / Regional Final
	Beat Maine in semis, 3-1; Lost to Denver in final, 2-1
USCHO.com Poll Ranking (final):	9th
USA Hockey/The Rink Live Poll Ranking (final):	9th

### 2024-25 TEAM INFORMATION

Letterwinners Returning / Lost:	26 / 2
Newcomers:	4
Fr / So / Jr / Sr:	4 / 10 / 6 / 10

**#YELLCORNELL**

## TALE OF THE TAPE

as of 1/8/25

	<b>C</b>	<b>SHU</b>
Overall Record	6-4-3	11-8-3
60-Minute Record	5-4-4	11-6-5
Overtime Record	1-0-3	0-2-3
Shootout Record	2-1	3-0
Team Offense	2.92	3.00
National Rank	31st	T-27th
Conference Offense	2.75	2.94
Conference Rank	T-5th	6th
Team Defense	2.54	2.91
National Rank	26th	42nd
Conference Defense	2.50	2.56
Conference Rank	T-6th	5th
PP Percentage	.132	.145
National Rank	57th	53rd
Conference PP. Pct.	.192	.136
Conference Rank	7th	7th
Penalty Kill Pct.	.725	.808
National Rank	57th	29th
Conference PK Pct.	.667	.815
National Rank	12th	5th

### FACEOFF PERCENTAGES

<b>C</b>	<b>CORNELL</b> (52.8%; 16th)			
		W	L	PCT
14	Ryan Walsh	154	120	.562
38	Jonathan Castagna	108	87	.554
15	Tyler Catalano	50	52	.490
16	Charlie Major	55	58	.487
22	Kyle Penney	12	14	.462
<b>SHU</b>	<b>SACRED HEART</b> (51.1%; 23rd)			
		W	L	PCT
86	Charles Tardif	104	81	.562
28	Marcus Joughin	146	126	.537
37	Max Dorrington	188	163	.536
53	Matthew Guerra	103	115	.472
18	John Jaworski	108	126	.462

### FIRST TIME FOR EVERYTHING

- Cornell is playing a two-game road series against an Atlantic Hockey opponent for the first time in program history this weekend.
- The Big Red has only played an Atlantic Hockey opponent on the road twice prior to this weekend's series, both of which came in season openers, as Cornell dropped a 4-1 decision to RIT at Frank Ritter Memorial Ice Arena on Oct. 27, 2007, before defeating Niagara, 3-2, at Dwyer Arena on Oct. 30, 2015.
- Since the 2003-04 season, when the hockey portion of the Metro Atlantic Athletic Conference (MAAC) broke off and reorganized as Atlantic Hockey, Cornell is 12-4-2 all-time against Atlantic Hockey programs. The Big Red is 8-0-1 over its last nine matchups against AHA opponents, which includes tying AIC, 3-3, in the last meeting against an Atlantic Hockey foe on Dec. 30, 2022, concluding a two-game series at Lynah Rink.

### MISTER RELIABLE

- Sophomore forward **RYAN WALSH** leads all Cornell centermen with 154 faceoff wins this season, ranking 64th nationally and sixth among ECAC Hockey players, trailing Clarkson's Ellis Rickwood (199), Quinnipiac's Victor Czerneckianair (189), Brown's Max Scott (178), RPI's Jakob Lee (175), Dartmouth's Sean Chisholm (171).
- Walsh has won 56.2 percent of the draws he has taken this season (154-of-274) ranking 23rd nationally among Division I players with at least 150 faceoff wins. He ranks fifth among ECAC Hockey players, trailing Czerneckianair (189-of-316 — .598), Rickwood (199-of-334 — .596), Lee (175-of-299 — .585), and Chisholm (171-of-298 — .574).
- This season, Walsh has recorded a double-digit faceoff win total in nine games and has won at least 13 draws on eight occasions, tied with Holy Cross' Jack Stockfish, North Dakota's Jake Schmaltz, Western Michigan's Tim Washe, and Wisconsin's Gavin Morrissey for the seventh-most games with at least 13 faceoff wins. Air Force's Clayton Cosentino (13), Notre Dame's Danny Nelson (12), Bemidji State's Jackson Jutting and Niagara's Tyler Wallace (11), Bentley's Ethan Leyh (10), and Northeastern's Jack Williams (9) have more games with 13-plus faceoff wins.

- Entering this weekend's slate, Walsh is one of 13 Division I players to average at least 11.50 faceoff wins per game this season. Nelson (13.72), Brown's Max Scott (13.69), Cosentino (12.95), Leyh (12.45), Wallace (12.33), Chisholm (12.21), Jutting (12.15), Denver's Carter King and Minnesota Duluth's Dominic James (12.00), and Stockfish (11.95) are those ahead of Walsh while RIT's Simon Isabelle and Tyler Fukukasa are just behind with their respective 11.60 and 11.55 averages.

### ECAC HOCKEY LEADERS

#### MOST FACEOFF WINS THIS SEASON ECAC Hockey Leaders (as of 1/8/25)

PLAYER	SCHOOL	FOW
Ellis Rickwood	Clarkson	199
Victor Czerneckianair	Quinnipiac	189
Max Scott	Brown	178
Jakob Lee	RPI	175
Sean Chisholm	Dartmouth	171
► Ryan Walsh	Cornell	154

#### TOP FACEOFF WIN PERCENTAGES (Min. 150 FOW) ECAC Hockey Leaders (as of 1/8/25)

PLAYER	SCHOOL	FO%
Victor Czerneckianair	Quinnipiac	.598
Ellis Rickwood	Clarkson	.596
Jakob Lee	RPI	.585
Sean Chisholm	Dartmouth	.574
► Ryan Walsh	Cornell	.562
Max Scott	Brown	.507



## MEDIA INFORMATION

### ATHLETIC COMMUNICATIONS

Jeremy Hartigan

Sr. Associate Director of Athletics for Communications

Marshall Haim

Assistant Director of Athletic Communications (MIH)

Phone: (716) 465-4945

Email: mh2348@cornell.edu

TBA

Assistant Director of Athletic Communications

Aaron Kelly

Assistant Director of Athletic Communications

Sydney Duenckel

Athletic Communications Intern

Emily Sweeney

Athletic Communications Intern

### MEDIA CREDENTIALS

► All media credential requests must be submitted to the Cornell men's hockey SID, Marshall Haim, at least 48 hours in advance of the desired game(s) in which the media member(s) are requesting.

► If approved for media credentials, media members can acquire their credential at the will-call window inside Bartels Hall, the building connected to the east of Lynah Rink.

### WEEKLY MEDIA AVAILABILITY

► **MIKE SCHAFER** '86 and requested Cornell men's hockey student-athletes will be made available to the media each week throughout the season. Media availability will be held following every Tuesday practice, at approximately 5 p.m. Times and dates subject to change. Specific student-athlete requests should be made through Cornell's athletic communications office at least 24 hours in advance.

### INTERVIEW REQUESTS

► Outside of weekly media availability, interview requests for student-athletes and coaching staff members may be requested through the Cornell athletic communications office. Every interview request will be attempted to be accommodated, but student-athletes are requested to not miss any classes, study halls, practices, or any potential medical treatments.

### PRACTICES

► All Cornell men's hockey practices and morning skates are not open to the public.

### POSTGAME INTERVIEWS

► **MIKE SCHAFER** '86, the Jay R. Bloom '77 Head Coach of Cornell Men's Ice Hockey, and selected student-athletes will be made available to the media following a 10-minute cooling down period.

► All postgame interviews involving Cornell at Lynah Rink will be conducted inside the hockey office. On the road, postgame interviews will take place in a designated area or outside the team's dressing room.

### DRESSING ROOM ACCESS

► The Cornell men's hockey dressing room, both at home and on the road, is closed to all media members.

### LYNAH RINK PRESS BOX

► Line charts and game notes will be made available for the working media inside the Lynah Rink press box at least 90 minutes prior to puck drop. Wireless internet access is available inside Lynah Rink for working media members only.

**CORNELL**  
**HOCKEY**

## THIS DAY IN CORNELL MEN'S HOCKEY HISTORY

JAN.

10

Cornell is 7-11-1 all-time on Jan. 10; 3-1-1 under **MIKE SCHAFER**

Jan. 10, 2020: **BRENDEN LOCKE** and **TRISTAN MULLIN** each had a goal and an assist and junior goaltender **MATTHEW GALAJDA** made 25 saves as No. 2-ranked Cornell defeated RPI, 3-0, at Houston Field House. Cornell has held opponents to two goals or less in each of its last six games on Jan. 10.

## SHANE'S WORLD, IT'S PARTY TIME, EXCELLENT!

► Senior goaltender **IAN SHANE** has excelled inside the blue paint during his time on East Hill. Over his 97 career appearances between the pipes for the Big Red, Shane has a 55-25-13 record with a 1.80 goals-against average and a .919 save percentage.

► Shane's 55 career victories place him sixth among Cornell goaltenders in program history. Entering this weekend, Shane needs three more wins to tie **ANDY ILES** '14 for the fifth-most wins in program history. His 55 wins make him one of four active Division I goaltenders with 50-plus career victories, joining Western Michigan's Cameron Rowe (64), Wisconsin's Tommy Scarfone (63), and Boston University's Mathieu Caron (50).

► After making 24 saves to earn his 12th career shutout in a 5-0 victory over Princeton on Nov. 23, Shane's 12 shutouts are tied with Scarfone for the most by all active Division I goaltenders. Both netminders have three more shutouts than North Dakota graduate student T.J. Semptimphelter (nine).

► The 12 shutouts rank fifth all-time among Cornell goaltenders, just one shy of matching **KEN DRYDEN** '69, a Cornell Athletics and Hockey Hall of Famer, who assumes fourth place with 13 shutouts.

► Entering this weekend, Shane's 1,915 saves rank as the 11th-most stops by a Cornell goaltender in program history. Shane's 26-save performance against Quinnipiac at Madison Square Garden on Nov. 30 lifted him ahead of **DOUG DADSWELL** (1,824 saves from 1984-86) and **MATTHEW GALAJDA** (1,844 stops from 2017-20). Shane enters this weekend 73 stops shy of surpassing Dryden and officially entering the top 10 in Big Red history.

## MAKING A NAME FOR HIMSELF

► Senior goaltender **IAN SHANE** boasts a 1.80 career goals-against average, standing as the 10th-best figure in Division I hockey history. Shane is among 35 goalies with a sub-2.00 goals-against average while logging at least 1,500 minutes between the pipes.

► Shane's career goals-against average currently trails LeNeveu (1.29), Quinnipiac's Yaniv Perets (1.34), Minnesota State's Dryden McKay (1.46), Michigan State and 18-year NHL veteran Ryan Miller (1.54), UMass' Filip Lindberg (1.58), Dryden (1.59), UMass Lowell and current Winnipeg Jets goaltender Connor Hellebuyck (1.60), and former Big Red netminders Galajda (1.70) and **DAVID MCKEE** (1.72).

► Cornell has five of the top 10 career goals-against averages in NCAA history and is the lone program with multiple representatives within the top 10.

► **BEN SCRIVENS** '10 recorded a goals-against average of 1.93, leading Cornell to have six of the 35 sub-2.00 career goals-against averages in NCAA history — the highest number for any Division I program. Other Division I programs with multiple sub-2.00 averages include Quinnipiac (four), Maine and Notre Dame (three each), and Denver, Miami, Michigan State, and UMass (two each).

► Among active Division I goaltenders who have played at least 1,500 minutes, Shane is one of only two netminders with a career goals-against average below 2.00, joined by Maine's Albin Boija (1.81).

► Shane's career save percentage of .919 ranks 12th among active Division I goaltenders with at least 500 saves, while leading all active ECAC Hockey players by one point (Brown's Lawton Zacher — .918). Shane is eight hundred-thousandths of a point shy of being in top 10.

## CORNELL RECORD BOOK

### MOST GOALTENDER WINS Cornell Program History

PLAYER	SEASONS	WINS
1. Ken Dryden	1966-69	76
2. David McKee	2003-06	65
Ben Scrivens	2006-10	65
4. Matthew Galajda	2017-20	60
5. Andy Iles	2010-14	58
► 6. Ian Shane	2021-Pres.	55

### MOST GOALTENDER SHUTOUTS Cornell Modern Era (Since 1957-58)

PLAYER	SEASONS	SHO
1. Ben Scrivens	2006-10	19
Matthew Galajda	2017-20	19
3. Dave McKee	2003-06	18
4. Ken Dryden	1966-69	13
► 5. Ian Shane	2021-Pres.	12

### MOST GOALTENDER SAVES Cornell Modern Era (Since 1957-58)

PLAYER	SEASONS	SAVES
1. Andy Iles	2010-14	2,988
8. Darren Eliot	1979-83	2,143
9. Matt Underhill	1998-02	2,052
10. Ken Dryden	1966-69	1,987
► 11. Ian Shane	2021-Pres.	1,915

## NCAA RECORD BOOK

### CAREER GOALS-AGAINST AVERAGE LEADERS All-Time Leaders (Min. 1,500 Minutes Played)

GAA PLAYER	CAREER
1.29 David LeNeveu	Cornell 2001-03
1.34 Yaniv Perets	Quinnipiac 2020-23
1.46 Dryden McKay	Minn. State 2018-22
1.54 Ryan Miller	Michigan St. 2000-02
1.58 Filip Lindberg	UMass 2018-21
1.59 Ken Dryden	Cornell 1967-69
1.60 Connor Hellebuyck	UMass Lowell 2012-14
1.70 Matthew Galajda	Cornell, Notre Dame 2017-22
1.72 David McKee	Cornell 2004-06
► 1.80 Ian Shane	Cornell 2021-Pr.
1.81 Albin Boija	Maine 2023-Pr.

NCAA RANKINGS

DCU / USCHO.com Poll (as of 1/8/25)  
Bold denotes Cornell opponent in 2024-25

TEAM	RECORD	LAST	PTS
1. Michigan State (43)	17-2-1	1	993
2. Boston College (6)	12-3-1	2	945
3. Minnesota (1)	17-3-2	3	889
4. Western Michigan	13-4-1	4	806
5. Providence	15-3-2	5	793
6. Denver	15-5-0	6	769
7. Maine	13-4-2	7	724
8. UMass Lowell	12-4-2	10	589
9. Michigan	12-7-1	9	544
10. St. Cloud State	11-7-0	11	510
11. Ohio State	14-5-1	13	463
12. Minnesota State	14-4-2	12	433
13. Colorado College	10-7-1	8	349
14. North Dakota	11-7-1	14	326
15. Boston University	9-7-1	15	311
16. Arizona State	10-7-1	19	269
17. New Hampshire	10-4-3	RV	178
18. Cornell	6-4-3	16	166
19. Clarkson	11-5-2	20	95
20. Quinnipiac	11-7-1	18	77

Receiving votes: Augustana (69), Dartmouth (58), UConn (37), UMass (24), Wisconsin (17), Bentley (13), Michigan Tech (12), Harvard (6), Niagara (6), Sacred Heart (4), Bowling Green (3), Bemidji State (1), LIU (1), Northeastern (1), Princeton (1)

USA Hockey/The Rink Live Poll (as of 1/8/25)  
Bold denotes Cornell opponent in 2024-25

TEAM	RECORD	LAST	PTS
1. Michigan State (27)	17-2-1	1	674
2. Boston College (7)	12-3-1	2	648
3. Minnesota	17-3-2	3	615
4. Providence	15-3-2	5	546
5. Western Michigan	13-4-1	4	536
6. Denver	15-5-0	6	529
7. Maine	13-4-2	7	499
8. UMass Lowell	12-4-2	10	423
9. Michigan	12-6-1	9	364
10. St. Cloud State	11-7-0	11	354
11. Ohio State	14-5-1	13	322
12. Minnesota State	14-4-2	12	311
13. Boston University	9-7-1	14	236
14. Colorado College	10-7-1	8	186
15. Arizona State	10-7-1	RV	173
16. New Hampshire	10-4-3	20	158
17. North Dakota	11-7-1	15	157
18. Quinnipiac	11-7-1	17	108
19. Clarkson	11-5-2	19	92
20. Cornell	6-4-3	16	87

Receiving votes: Dartmouth (46), UConn (36), Augustana (33), UMass (4), Michigan Tech (2), Bemidji State (1)

THIS DAY IN CORNELL MEN'S HOCKEY HISTORY

JAN.

11

Cornell is 10-7-2 all-time on Jan. 11; 3-0-2 under MIKE SCHAFER

Jan. 11, 1919: BEAU STARRETT's two goals highlighted the five Cornell players with multi-point efforts as the No. 17-ranked Big Red registered a season-high 52 shots on goal in its 6-1 drubbing of No. 13-ranked Arizona State at Lynah Rink. Cornell is unbeaten in its last six (4-0-2) and 12 of its last 14 (10-2-2) on Jan. 11.

TENDY POINT!

► Senior goaltender IAN SHANE recorded an assist on senior defenseman TIM REGO's second-period goal against Harvard on Nov. 16, making Shane the first Cornell goaltender to earn a point since MATTHEW GALAJDA assisted MORGAN BARRON on a power-play goal in the second period of a 6-0 shutout over Brown on March 22, 2019, at the 2019 ECAC Hockey Championship semifinals in Lake Placid, N.Y.

► Shane became the 25th goaltender in Cornell history to record a point in a game and the 24th to earn an assist.

► Paired with his 32 saves in the Big Red's tie with the Crimson, Shane is one of 10 Cornell goaltenders to have an assist and make at least 30 saves in the same game, joining STEVE KELLEHER (March 5, 1974, vs. St. Lawrence), DAVE CHRASTINA (Jan. 5, 1975, vs. St. Lawrence), DARREN ELIOT (twice — March 15, 1980, vs. Dartmouth and Jan. 26, 1981, vs. Princeton), DOUG DADSWELL (Jan. 19, 1985, vs. Yale), CORRIE D'ALESSIO (Jan. 23, 1988, vs. Yale), IAN BURT (Feb. 12, 2000, at St. Lawrence), BEN SCRIVENS (March 9, 2008, vs. Dartmouth), MITCH GILLAM (Nov. 29, 2014, vs. Penn State at Madison Square Garden), and Galajda.

STOUT DEFENSE

► Cornell has established itself as one of the nation's top defensive units, ranking in the top 10 for scoring defense over the last seven seasons and in nine of the past 10 seasons in which it has competed.

► The Big Red has ranked within the top 10 in scoring defense seven times over the last eight seasons, the most by any Division I program. Minnesota State (six) and ECAC Hockey rival Quinnipiac (five) are the closest programs to Cornell.

► Over the last eight-plus seasons, Cornell has averaged 1.97 goals allowed per game, making it one of only two programs, alongside Minnesota State (1.91), to allow fewer than two goals per game during the period.

► So far this season, through its first 13 games, Cornell is allowing an average of 2.54 goals per game, ranking 26th in Division I hockey. Its average is fifth among ECAC Hockey programs, trailing Clarkson (2.11 — 11th), Brown (2.23 — 12th), Princeton (2.31 — 15th), and Quinnipiac (2.47 — 24th). Minnesota State leads the nation with 1.50 goals allowed per game, conceding 30 goals over 20 games.

► Cornell is tied with Maine for the fifth-fewest goals conceded this season (33), trailing Brown (29), Boston College, Minnesota State, and Princeton (30).

THAT'LL LEAVE A MARK...

► Sophomore defenseman HOYT STANLEY blocked four shots in the Big Red's 5-0 shutout of Princeton on Nov. 23, marking the third time he absorbed at least four shots in a game this season. Stanley's four blocked shots match his single-game high, all of which have come this season.

► According to data from College Hockey News, Stanley is one of 13 Cornell players to block at least four shots in at least three games in a season since the statistic began being tracked in 2012-13.

► Should Stanley block at least four shots in either game this weekend, he will tie REECE WILLCOX (2014-15 & 2015-16), ALEC MCCREA (2017-18), YANNI KALDIS (2017-18), MATTHEW NUTTLE (2018-19), and TIM REGO (2023-24) for the 10th-most games with four-plus blocked shots by a Cornell player in a season.

► Heading into this weekend, Stanley's 1.92 blocks per game are tied for the 21st-highest average nationally and is tied with Yale's Dylan Herzog for sixth among ECAC Hockey players. Ahead of Stanley is Brown's Alex Pineau (2.69), Clarkson's Tristan Sarsland (2.17), Colgate's Reid Irwin (2.14), Harvard's Ian Moore (2.08), and Clarkson's Trey Taylor (1.94).

CORNELL RECORD BOOK

ASSIST AND 30+ SAVES IN SAME GAME  
Cornell Program History

PLAYER (SAVES), GAME

Steve Kelleher (36), 3/5/1974 vs. St. Lawrence  
Dave Chrastina (33), 1/5/1975 vs. St. Lawrence  
Darren Eliot (48), 3/15/1980 vs. Dartmouth  
Darren Eliot (36), 1/26/1981 vs. Princeton  
Doug Dadswell (40), 1/19/1985 vs. Yale  
Corrie D'Alessio (38), 1/23/1988 vs. Yale  
Ian Burt (42), 2/12/2000 at St. Lawrence  
Ben Scrivens (32), 3/9/2008 vs. Dartmouth  
Mitch Gillam (37), 11/29/2014 vs. Penn State  
Matthew Galajda (30), 3/22/2019 vs. Brown  
► Ian Shane (32), 11/16/2024 at Harvard

CORNELL RECORD BOOK

YEARLY SCORING DEFENSE RANKINGS  
Last 10-Plus Seasons (as of 1/6/25)

SEASON	GAMES	GA	GPG	RANK
2013-14	32	74	2.31	9th
2014-15	31	68	2.19	7th
2015-16	34	82	2.41	18th
2016-17	35	81	2.31	10th
2017-18	33	52	1.58	1st
2018-19	36	73	2.03	9th
2019-20	29	45	1.55	2nd
2021-22	32	72	2.25	10th
2022-23	34	66	1.94	2nd
2023-24	35	65	1.86	1st
► 2024-25	13	33	2.54	26th

PAIRWISE RANKINGS

NCAA PAIRWISE RANKINGS (as of 1/8/25)  
Bold denotes Cornell opponent in 2024-25

TEAM	RECORD	PCWs	RPI
1. Boston College	12-3-1	63	.6508
2. Michigan State	17-2-1	62	.6337
3. Providence	15-3-2	61	.6076
4. Minnesota	17-3-2	60	.6047
5. Denver	15-5-0	59	.5931
6. Maine	13-4-2	58	.5870
7. Western Michigan	13-4-1	57	.5846
8. UMass Lowell	12-4-2	56	.5797
9. St. Cloud State	11-7-0	55	.5721
10. Ohio State	14-5-1	53	.5716
New Hampshire	10-4-3	53	.5704
12. Michigan	12-7-1	52	.5604
13. Boston University	9-7-1	51	.5613
14. Minnesota State	14-4-2	50	.5563
15. UConn	9-8-1	49	.5502
16. Arizona State	10-7-1	47	.5499
17. Quinnipiac	11-7-1	46	.5370
18. Clarkson	11-5-2	45	.5322
Augustana	12-7-1	45	.5319
20. North Dakota	11-7-1	43	.5314
LIU	10-7-1	43	.5308
22. UMass	9-8-2	41	.5299
Northeastern	6-9-3	41	.5298
24. Wisconsin	9-12-1	40	.5296
Dartmouth	7-5-2	40	.5249
26. Vermont	8-8-3	39	.5208
27. Cornell	6-4-3	38	.5189
28. Colorado College	10-7-1	37	.5151
29. Bentley	11-7-2	35	.5137
30. Michigan Tech	11-7-2	34	.5105
31. Penn State	8-9-1	33	.5073
32. Princeton	6-6-1	31	.5073
Alaska	7-9-4	31	.4970
34. Union	11-7-1	30	.5005
Colgate	8-8-2	30	.4958
36. Bowling Green	10-7-2	28	.4957
37. Merrimack	7-10-1	27	.4946
38. Bemidji State	8-9-3	26	.4916
39. Sacred Heart	11-8-3	25	.4893
40. Minnesota Duluth	6-11-1	24	.4877
Notre Dame	6-13-1	24	.4849
42. Air Force	10-11-1	22	.4740
43. Lake Superior State	8-11-1	21	.4739
44. Omaha	8-10-0	20	.4726
45. Niagara	10-8-3	19	.4720
46. Holy Cross	8-11-1	18	.4712
47. St. Thomas	6-10-4	17	.4711
48. RPI	8-9-2	16	.4710
49. Robert Morris	8-9-2	15	.4658
50. AIC	7-13-1	14	.4622
Harvard	3-7-2	14	.4597
52. Brown	4-7-2	12	.4577
53. Yale	3-9-1	11	.4451
54. Lindenwood	4-15-1	10	.4383
55. Alaska Anchorage	4-16-3	8	.4378
Ferris State	6-12-2	8	.4327
57. St. Lawrence	5-12-1	7	.4243
58. Canisius	5-11-2	6	.4136
59. Stonehill	6-18-0	5	.4114
60. Army	5-15-0	4	.4171
Miami	3-13-2	4	.4044
62. RIT	4-15-1	2	.4016
63. Northern Michigan	1-18-1	1	.3837
64. Mercyhurst	2-17-3	0	.3663

ON THE PLUS SIDE...

► Entering this weekend's contests, Cornell is the only Division I program with five players having at least a plus-minus rating of plus-40. Senior forward **ONDREJ PSENICKA** paces the quintet with a plus-50 rating and is joined by his fellow classmates **KYLE PENNEY** (plus-47), **TIM REGO** (plus-46), **JACK O'LEARY** (plus-41), and **HANK KEMPF** (plus-40).

► Psenicka's plus-50 rating places him among one of seven active Division I players with a plus-minus rating of at least plus-50, joining Denver's Jack Devine (plus-65), Minnesota State's Rhett Pitlick and Ohio State's Aidan Hansen-Bukata (plus-59), Boston College's Eamon Powell (plus-55), and Minnesota's Mike Koster (plus-53) and Luke Mittelstadt (plus-50).

► Penney's plus-47 rating is tied with Boston College forward Ryan Leonard for ninth nationally. Rego (plus-46) is even with Minnesota's Mason Nevers and Michigan's Jacob Truscott for the 11th-highest career plus-minus rating.

► Cornell is one of three Division I programs (Minnesota — four; Boston College — two) with at least three players with a plus-minus rating of plus-45.

► Since the 2002-03 season when plus-minus ratings were tracked throughout the season by Cornell, Psenicka is one of three players with at least a plus-50 rating in program history, joining forward **GREG MILLER** (plus-52) and defenseman **TRAVIS MITCHELL** (plus-51).

SPREADING THE WEALTH

► Cornell saw scoring contributions from nearly every skater who appeared in at least one game last season. Out of the 23 players, 21 (91.3 percent) registered at least one point, and 19 of those players (82.6 percent) recorded two or more points.

► During its first 13 games this season, Cornell has succeeded in maintaining the scoring levels achieved from last year. Once again, 21 of the 23 players (91.3 percent) who have appeared in at least one game have at least one point, and 18 players have at least two points.

► The sophomore class, which led the team last season in goals (44), assists (70), and points (114), has accounted for 43.4 percent of the team's scoring this season, leading in assists (30) and points (43), while the 10-player senior class has contributed 38 points, highlighted by its team-leading 16 goals.

BLUELINE HELPING OUT

► Of the Big Red's 89 points scored this season, 27 (four goals, 23 assists) have come from defensemen (30.3 percent of scoring production).

► Cornell is one of seven programs to have at least 30 percent of their scoring from defensemen, joining Colgate (34 of 102 — 33.3 percent), Omaha (34 of 102 — 33.3 percent), Air Force (35 of 107 — 32.7 percent), Notre Dame (43 of 133 — 32.3 percent), Robert Morris (48 of 153 — 31.4 percent), Northeastern (36 of 118 — 30.5 percent).

► The 23 assists by Cornell blueliners (41.8 percent of its assist total) is the second-highest average among Division I hockey programs this season, trailing Omaha (30 of 63 — 47.6 percent).

ARE CORNELL STUDENT-ATHLETES ON SCHOLARSHIP?

► The quick and easy answer is no. Every Cornell student-athlete is awarded need-based financial aid, just as any other student who applies to the University — that package can include student loans and grants.

► The original Ivy League agreement, established in 1954, was to improve and foster intercollegiate athletics while emphasizing such competition in harmony with the institutions' educational purposes.

NCAA LEADERS

TOP ACTIVE CAREER PLUS-MINUS RATINGS  
Division I Hockey Players (as of 1/8/25)

PLAYER	SCHOOL	+/-
Jack Devine	Denver	+65
Aidan Hansen-Bukata	Ohio State	+59
Rhett Pitlick	Minnesota State	+59
Eamon Powell	Boston College	+55
Mike Koster	Minnesota	+53
► Ondrej Psenicka	Cornell	+50
Luke Mittelstadt	Minnesota	+50
Jimmy Snuggerud	Minnesota	+48
► Kyle Penney	Cornell	+47
Ryan Leonard	Boston College	+47
Mason Nevers	Minnesota	+46
► Tim Rego	Cornell	+46
Jacob Truscott	Michigan	+46
Boston Buckberger	Denver	+43
Zeev Buium	Denver	+41
► Jack O'Leary	Cornell	+41
Brian Kramer	Western Mich.	+41
► Hank Kempf	Cornell	+40

SCORING BREAKDOWN

CORNELL'S 2024-25 SCORING BREAKDOWN  
By Class and Position

CLASS	G	A	PTS	PCT
Freshmen	2	5	7	7.1%
Sophomores	13	30	43	43.4%
Juniors	7	4	11	11.1%
Seniors	16	22	38	38.4%
POSITION	G	A	PTS	PCT
Forwards	33	33	66	66.7%
Defensemen	5	27	32	32.3%
Goaltenders	0	1	1	1.0%

NCAA LEADERS

PERCENTAGE OF SCORING BY DEFENSEMEN  
This Season (as of 1/8/25)

SCHOOL	DG	DA	DP	TP	PCT
Colgate	14	41	55	160	34.4%
Omaha	6	34	40	120	33.3%
Air Force	11	26	37	114	32.5%
► Cornell	5	27	32	99	32.3%
Merrimack	7	26	33	104	31.7%
Robert Morris	11	39	50	160	31.3%
Notre Dame	10	34	44	142	31.0%
Princeton	11	11	22	72	30.6%
Lindenwood	7	22	29	96	30.2%



## CORNELL NATIONALLY...



### 2024-25 TEAM STATISTICS (as of 1/8/25)

	STAT	NCAA	ECAC
FACEOFF WIN PERCENTAGE	.528	16th	3rd
PENALTY KILL PERCENTAGE	.725	57th	9th
POWER-PLAY PERCENTAGE	.132	57th	12th
SCORING DEFENSE	2.54	26th	5th
SCORING MARGIN	+0.38	25th	4th
SCORING OFFENSE	2.92	31st	7th
TOTAL ASSISTS	61	T-56th	T-7th
PIM PER GAME	9.54	25th	5th
TOTAL POINTS	99	56th	7th
TOTAL PIM	124	59th	9th
POWER-PLAY GOALS	5	T-60th	10th
SHORT-HANDED GOALS	2	T-14th	T-2nd
WIN PERCENTAGE	.577	25th	4th

### 2024-25 INDIVIDUAL LEADERS (as of 1/8/25)

	STAT	NCAA	ECAC
FACEOFFS WON			
Ryan Walsh	154	T-64th	6th
GAME-WINNING GOALS			
Dalton Bancroft	3	T-8th	T-1st
GOALTENDER WIN PERCENTAGE			
Ian Shane	.577	T-31st	T-4th
GOALS-AGAINST AVERAGE			
Ian Shane	2.39	32nd	5th
GOALS PER GAME			
Dalton Bancroft	0.46	T-46th	T-8th
Ryan Walsh	0.46	T-46th	T-8th
POINTS PER GAME			
Ryan Walsh	0.85	T-92nd	18th
POWER-PLAY GOALS			
Ryan Walsh	3	T-32nd	T-3rd
SHORT-HANDED GOALS			
Dalton Bancroft	1	T-15th	T-4th
Kyle Penney	1	T-15th	T-4th
SHUTOUTS			
Ian Shane	1	T-26th	T-3rd

## CORNELL IN THE RANKINGS

DATE	PAIRWISE	USCHO	USA/TRL
Preseason	N/A	9 (585)	9 (429)
Oct. 7	N/A	7 (615)	7 (458)
Oct. 14	N/A	8 (614)	7 (465)
Oct. 21	N/A	8 (602)	8 (441)
Oct. 28	N/A	9 (579)	8 (456)
Nov. 4	N/A	6 (753)	6 (527)
Nov. 11	N/A	6 (701)	5 (505)
Nov. 18	N/A	8 (579)	7 (431)
Nov. 25	N/A	11 (463)	11 (309)
Dec. 2	15	12 (443)	12 (302)
Dec. 9	25	14 (283)	14 (189)
Dec. 16	23	16 (255)	17 (148)
Dec. 30	24	16 (250)	16 (151)
Jan. 6	27	18 (166)	20 (87)

Pairwise not officially acknowledged until first full weekend of December due to sample size

## AYE, AYE, CAPTAIN!

► Senior forward **KYLE PENNEY** was officially named captain of the Cornell hockey team for a second consecutive season on Sept. 5.

► Penney is the seventh player under **MIKE SCHAFER** '86's tenure as the Big Red's head coach to be named a two-time captain, joining **MITCH VANDERLAAN** '19, **JOHN MCCARRON** '15, **COLIN GREENING** '10, **STEPHEN BÂBY** '03, **KYLE KNOPP** '99, and **BRAD CHARTRAND** '96. Penney is the 14th player in Cornell program history to be named a two-time captain.

► "He does everything the right way and cares about his teammates," Schafer said. "He connects across all classes, and he's done that since he's been here. Kyle speaks up and picks his spots to make his point. He's not soft-spoken but doesn't waste his words. He checks all the boxes of great leaders. It's an honor for him to be a two-time captain, and it was going to be evident that the honor would be bestowed upon him by his teammates."

► Joining Penney on the leadership team for the season will be senior defensemen **HANK KEMPF** and **TIM REGO** and senior forward **JACK O'LEARY**, who will all serve as alternate captains.

► O'Leary is the second player in Cornell program history to be named an alternate captain in consecutive seasons, joining **COLE BARDREAU** '15 (2013-14 and 2014-15).

## CORNELL + PAIRWISE = WISE PAIR

► Cornell is one of four programs to have finished in the top 16 of the annual Pairwise Comparison Ratings at least seven times since 2015-16, joining Denver (eight), North Dakota (seven), and Quinnipiac (seven).

► Over the last eight years, seven of which Cornell has competed, the Big Red has an average finish in the Pairwise of 11.0, ranking fifth among Division I programs, trailing Denver (7.0), Minnesota (8.9), North Dakota (9.9), and Minnesota State (10.9).

► The Big Red's average finish in the Pairwise rankings over the last eight years paces all ECAC Hockey programs by 2.5 points (Quinnipiac — 13.5) and is ahead of Boston University (14.3), who owns the top Pairwise finish among Hockey East programs, by 3.3 points.

## NCAA LEADERS

### TOP AVERAGE FINISH IN PAIRWISE RANKINGS Last Eight Years

SCHOOL	TOP 16s	AVG
Denver	8	7.0
Minnesota	6	8.9
North Dakota	7	9.9
Minnesota State	6	10.9
► Cornell	7	11.0
St. Cloud State	6	11.8
Minnesota Duluth	6	12.1
Quinnipiac	7	13.5
Boston University	6	14.3

## HAIL TO THEE, OUR ALMA MATER!

► **MIKE SCHAFER** '86, the Jay R. Bloom '77 Head Coach of Cornell Men's Ice Hockey, is one of 24 Division I head coaches to serve as their alma mater's head coach this season.

► Roughly 38 percent of the 64 active Division I programs will have an alumnus as their head coach this season. ECAC Hockey paces the nation with six alums as Schafer is joined by Yale's Keith Allain, Harvard's Ted Donato, Colgate's Mike Harder, Clarkson's Jean-François Houle, and Brown's Brendan Whittet. The NCHC is right behind ECAC Hockey with five alums.

## ALL HE DOES IS WIN, WIN, WIN

► **MIKE SCHAFER** '86, the Jay R. Bloom '77 Head Coach of Cornell Men's Ice Hockey, is one of six active Division I men's hockey head coaches with 500 career victories.

► Schafer's 547 wins are the 18th-most wins by a Division I head coach in college hockey history and is eight wins shy of matching former Michigan Tech head coach John MacInnes, who won 555 games with the Huskies during his 26-year tenure from 1956-82.

► Among active Division I men's head coaches, Schafer has the fourth-most career wins, trailing Quinnipiac's Rand Pecknold (653), Mercyhurst's Rick Gotkin (609), and Notre Dame's Jeff Jackson (595).

## IT'S JUST A NUMBER...

► Freshman goaltender **JUSTIN KATZ** (No. 37) and sophomore forward **JONATHAN CASTAGNA** (No. 38) are the first players to wear their respective sweater numbers in Cornell men's hockey history.

► Katz's No. 37 is the highest number worn by a Big Red goaltender since **EDDY SKAZYK** was the bearer of a No. 39 sweater for two seasons with the Big Red from 1994-96.

► Castagna is the first forward in Cornell program history to wear a number north of 30, and his No. 38 sweater is the highest number ever worn by a Big Red player since Skazyk donned No. 39 between the 1994-95 and 1995-96 seasons.

► Fellow sophomore **MARIAN MOSKO** is the first defenseman to wear No. 13 since the first bearer of the oft-deemed "unlucky" No. 13, **LANE MONTESANO**, who split time as a forward and defenseman between the 1957-58 and 1958-59 seasons.

## NCAA LEADERS

### ACTIVE HEAD COACHES WITH 500+ WINS Division I Head Coaches (as of 1/8/25)

SCHOOL	SCHOOL	WINS
Rand Pecknold	Quinnipiac	653
Rick Gotkin	Mercyhurst	609
Jeff Jackson	Notre Dame	595
► Mike Schafer	Cornell	548
Frank Serratore	Air Force	515
Bob Daniels	Ferris State	503

ECAC WEEKLY HONORS		
DATE	AWARD	PLAYER (SCHOOL)
Oct. 8	Forward	Ayrton Martino (Clarkson)
	Defender	John Prokop (Union)
	Rookie	Isaac Tremblay (St. Lawrence)
	Goalie	Mason Kucenski (St. Lawrence)
Oct. 14	Forward	Tyler Hotson (RPI)
	Defender	Max Smolinski (RPI)
	Rookie	Jared Mangan (Clarkson)
	Goalie	Matej Marinov (Quinnipiac)
Oct. 21	Forward	Ben Muthersbaugh (Union)
	Defender	Mason Waite (St. Lawrence)
	Rookie	Ben Muthersbaugh (Union)
	Goalie	Mason Kucenski (St. Lawrence)
Oct. 28	Forward	Brett Chorske (Colgate)
	Defender	Nic Belpedio (Colgate)
	Rookie	Ben Muthersbaugh (Union)
	Goalie	Ethan Langenegger (Clarkson)
Nov. 4	Forward	Ryan Walsh (Cornell)
	Defender	William Gilson (RPI)
	Rookie	Hayden Stavroff (Dartmouth)
	Goalie	Ian Shane (Cornell)
Nov. 11	Forward	Dalton Bancroft (Cornell)
	Defender	CJ Foley (Dartmouth)
	Rookie	Donovan Frias (Yale)
	Goalie	Aku Koskenvuo (Harvard)
Nov. 18	Forward	Ayrton Martino (Clarkson)
	Defender	Mason Langenbrunner (Harvard)
	Rookie	Luka Sukovic (Clarkson)
	Goalie	Ethan Pearson (Princeton)
Nov. 25	Forward	Brett Chorske (Colgate)
	Defender	Ben Robertson (Cornell)
	Rookie	Charlie Gollob (Brown)
	Goalie	Lawton Zacher (Brown)
Dec. 2	Forward	Casey Severo (Harvard)
	Defender	Alex Pineau (Brown)
	Rookie	Jake Manfre (Princeton)
	Goalie	Arthur Smith (Princeton)
Dec. 9	Forward	Ayrton Martino (Clarkson)
	Defender	Tommy Bergsland (Colgate)
	Rookie	Miles Gunty (Princeton)
	Goalie	Mason Kucenski (St. Lawrence)
Dec. 30	Forward	Jack Ricketts (Quinnipiac)
	Defender	Connor Sullivan (Yale)
	Rookie	Hank Cleaves (Dartmouth)
	Goalie	Lawton Zacher (Brown)
Jan. 6	Forward	Jakob Lee (RPI)
	Defender	John Prokop (Union)
	Rookie	Jagger Tapper (RPI)
	Goalie	Kyle Chauvette (Union)

STANDINGS AND SCHEDULES																
ECAC HOCKEY												OVERALL				
OPPONENT	PTS	GP	W	L	T	OW	OL	SW	GF	GA	GP	W	L	T	GF	GA
Quinnipiac	18	9	6	3	0	1	1	0	23	18	19	11	7	1	61	47
Colgate	17	8	5	2	1	1	1	1	29	22	18	8	8	2	57	64
Clarkson	15	6	5	1	0	0	0	0	18	8	18	11	5	2	53	38
Union	15	8	5	3	0	0	0	0	24	19	19	11	7	1	62	55
Dartmouth	13	7	4	2	1	0	0	0	23	17	14	7	5	2	46	39
Cornell	11	8	3	3	2	1	0	1	22	20	13	6	4	3	38	33
Princeton	11	8	3	4	1	0	1	0	18	21	13	6	6	1	28	30
RPI	9	8	3	5	0	0	0	0	22	30	19	8	9	2	62	71
Harvard	9	8	2	4	2	1	1	1	17	18	12	3	7	2	29	37
Yale	8	7	2	4	1	0	0	1	16	23	12	3	8	1	26	45
Brown	7	8	2	5	1	0	0	1	14	20	13	4	7	2	26	29
St. Lawrence	5	6	1	4	1	0	1	0	7	16	18	5	12	1	33	50
IVY LEAGUE												OVERALL				
OPPONENT	PTS	GP	W	L	T	OW	OL	SW	GF	GA	GP	W	L	T	GF	GA
Dartmouth	9	3	3	0	0	0	0	0	11	5	14	7	5	2	46	39
Cornell	9	5	2	1	2	0	0	1	13	7	13	6	4	3	38	33
Princeton	5	5	1	3	1	0	1	0	8	15	13	6	6	1	28	30
Harvard	3	3	1	1	1	1	0	0	7	7	12	3	7	2	29	37
Brown	2	2	0	1	1	0	0	1	2	4	13	4	7	2	26	29
Yale	2	2	0	1	1	0	0	1	3	6	12	3	8	1	26	45
LAST WEEK'S SCORES												THIS WEEK'S SCHEDULE				
Wednesday, Jan. 1						Saturday, Jan. 4						Friday, Jan. 10				
#18 Quinnipiac 3, Harvard 2 (OT)						New Hampshire 4, Princeton 3						#18 Cornell at Sacred Heart, 7:00				
						Northeastern 5, #18 Quinnipiac 1						Union at #19 Clarkson, 7:00				
						RPI 4, Brown 3						#20 Quinnipiac at Princeton, 7:00				
						UConn 7, Harvard 3						LIU at Colgate, 7:00				
						Vermont 8, St. Lawrence 1						Yale at Dartmouth, 7:00				
						Union 4, Yale 3						Brown at Harvard, 7:00				
						Colgate 7, Concordia 4 (exh.)						RPI at St. Lawrence, 7:00				
DESERT HOCKEY CLASSIC						DESERT HOCKEY CLASSIC						Saturday, Jan. 11				
Tempe, Ariz.						Tempe, Ariz.						#18 Cornell at Sacred Heart, 5:00				
#16 Cornell 4, UMass 2						#19 Arizona State 4, #16 Cornell 0						RPI at #19 Clarkson, 7:00				
						Sunday, Jan. 5						Princeton at #20 Quinnipiac, 7:00				
						Merrimack 2, #17 Dartmouth 1						LIU at Colgate, 7:00				
						Monday, Jan. 6						Brown at Dartmouth, 7:00				
						#20 Quinnipiac 6, Stonehill 1						Yale at Harvard, 7:00				
						Tuesday, Jan. 7						Union at St. Lawrence, 7:00				
						#5 Providence 2, Brown 0						Tuesday, Jan. 14				
												Harvard at #2 Boston College, 7:00				

## ECAC HOCKEY PRESEASON POLL

- ECAC Hockey announced Sept. 25 that Cornell was picked to finish first in its preseason poll following a vote among the league's 12 head coaches, receiving 10 of the 12 first-place votes and finishing with a league-leading 120 points.
- Quinnipiac garnered the other two first-place votes and concluded with a point total of 111, while Dartmouth (93 points) and Clarkson (82 points) were picked third and fourth, respectively.
- Colgate (75 points), Harvard (73 points), St. Lawrence (66 points), and Union (60 points) assumed fifth through eighth place. Princeton (32 points), Yale (30 points), RPI (26 points), and Brown (24 points) rounded out the poll.
- Along with the preseason poll, junior forward **DALTON BANCROFT**, sophomore defenseman **BEN ROBERTSON**, and senior goaltender **IAN SHANE** were named to the Preseason All-ECAC Hockey team., making Cornell the lone ECAC Hockey program with multiple players to earn preseason accolades.
- Shane received preseason honors from ECAC Hockey for a second straight year and was the lone unanimous selection on this year's team. Robertson was one of two blueliners named to the preseason team, joined by Union's junior defenseman John Prokop.and Bancroft was one of three forwards named to the preseason team, joined by Dartmouth junior Luke Haymes and Quinnipiac sophomore Mason Marcellus.

## ECAC PRESEASON POLL

2024-25 ECAC HOCKEY PRESEASON POLL  
As Voted On By League's Head Coaches

PROGRAM (First-Place Votes)	POINTS
► Cornell (10)	120
Quinnipiac (2)	111
Dartmouth	93
Clarkson	82
Colgate	75
Harvard	73
St. Lawrence	66
Union	60
Princeton	32
Yale	30
RPI	26
Brown	24



C

AT

SHU

SERIES HISTORY

SERIES TIED, 2-2-0

Ithaca, N.Y. (Lynah Rink):2-2-0 (2-2-0)

Fairfield, Conn. (Martire Family Arena):0-0-0 (0-0-0)

Neutral Sites:0-0-0

Under Mike Schafer:2-2-0

SCORING RECORDS

CORNELL

Ithaca:7

COR, 7-1 (10/30/2004)

Fairfield:N/A

Neutral Site:N/A

SACRED HEART

Ithaca:5

SHU, 5-3 (11/4/2000)

Fairfield:N/A

Neutral Site:N/A

GAME-BY-GAME RESULTS

DATE	COR RK	SHU RK	SITE	SCORE
11/4/2000			Ithaca, N.Y.	L, 3-5
10/30/2004	#14		Ithaca, N.Y.	W, 7-1
1/6/2007	#11		Ithaca, N.Y.	L, 1-2
11/22/2022			Ithaca, N.Y.	W, 2-1

SCOUTING SACRED HEART

► Sacred Heart, who is in the midst of an eight-game homestand at Martire Family Arena, enters this weekend's two-game series against Cornell with an 11-8-3 overall record and an 10-6-2 mark in Atlantic Hockey play, pacing the conference with 35 points.

► The Pioneers saw its five-game unbeaten streak (4-0-1) come to an end last Saturday after Air Force and Sacred Heart swapped 3-0 shutouts in Fairfield, Conn.

► Forward Félix Trudeau (11-12—23) leads the Pioneers in all major scoring categories and is tied with Denver's Carter King for 36th nationally with his 1.05 points-per-game average. Defenseman Mikey Adamson (5-11—16) is the only other Sacred Heart player with a double-digit total in goals or assists.

► Goaltending duties have been split between sophomore Cullen DeYoung (10 starts in 11 appearances) and freshman Ajeet Gundarah (12 starts in 13 outings). Gundarah has a 9-3-1 record with a 2.00 goals-against average, a .926 save percentage, and a pair of shutouts over Army (Dec. 3) and Air Force (Jan. 3). DeYoung is sporting a 2-5-2 record with a 3.69 goals-against average and .874 save percentage.

24 YEARS, 247 MILES, 4 MEETINGS

► Cornell and Sacred Heart will be meeting for the fifth and sixth times this weekend, and will be the first pair of contests played away from Lynah Rink.

► This weekend's series will be the first time the Big Red and Pioneers are playing each other since Nov. 22, 2022, where Cornell used a pair of third-period goals from **KYLE PENNEY** and **SULLIVAN MACK** to record a come-from-behind 2-1 victory.

CONNECTIONS WITH SACRED HEART

► Reid Pabich was coached by Cornell director of hockey operations and assistant coach **COREY LEIVERMANN** on the 2021-22 Madison Capitols, which also featured Cornell forward **NICK DeSANTIS** ... Pabich also spent the 2020-21 season on the Sioux Falls Stampede with **SEAN DONALDSON** ... Aiden VanRooyan was teammates with **MICHAEL SUDA** on the 2020-21 Fargo Force ... Garrett Sundquist was teammates with **JACK O'LEARY** and Suda (2019-20 Cedar Rapids RoughRiders) and Donaldson (2020-21 Sioux Falls Stampede) ... Paul Minnehan was teammates with **HANK KEMPF** on the 2019-20 Muskegon Lumberjacks and spent four seasons rising the ranks of the Los Angeles Jr. Kings program from PeeWee to 16U AAA with **PARKER MURRAY** ... Cullen DeYoung played with Kempf on the 2018-19 Muskegon Lumberjacks ... Willyam Gendron and Murray played on last year's Chilliwack Chiefs ... John Driscoll was teammates on the Des Moines Buccaneers with **REMINGTON KEOPPLE** (2020-22) and **LUKE DEVLIN** (2021-22) ... Keopple and Devlin also spent the 2021-22 season on the Buccaneers with Michael Rubin, who was also teammates with **TYLER CATALANO** and **WINTER WALLACE** on the Youngstown Phantoms for parts of two seasons (2020-22) ... Rylee Hlusiak played on the 2022-23 West Kelowna Warriors with Devlin and **JUSTIN KATZ** ... Jake Hewitt played on the 2021-22 Nanaimo Clippers with Donaldson and **JACK O'BRIEN** ... Tyler Ghirardosi spent two seasons (2017-19) on the Trail Smoke Eaters with Donaldson ... Charles Tardif spent the 2020-21 season with O'Brien (Nanaimo Clippers) and **JIMMY RAYHILL** (Odessa Jackalopes) before returning to Nanaimo and playing with Donaldson in 2021-22 ... Hunter Sansbury played with Rayhill at The Frederick Gunn School in Washington, Conn., for three seasons (2016-19) ... Sansbury also played on the 2020-21 Salmon Arm Silverbacks with **SULLIVAN MACK** ... Marcus Joughin and Félix Trudeau were teammates with Katz on the 2021-22 West Kelowna Warriors ... Trudeau and **DALTON BANCROFT** also played on the 2020-21 Amherst Ramblers ... John Jaworski and **IAN SHANE** played on the 2019-20 Chicago Steel, which featured former Cornell goaltender **MIKE GARMAN** as an assistant coach ... Jérémie Tremblay and **LIAM STEELE** spent the 2020-21 season together at Stanstead College.

CORNELL PLAYERS VS. SACRED HEART

PLAYER	GP	G	A	PTS	SH	SH%	+/-	PIM	PPG	SHG	GWG	BLK	FOW	FOL	FO%
Kyle Penney	1	1	0	1	2	.500	+1	0	0	0	0	0	3	6	.333
Sullivan Mack	1	1	0	1	1	1.000	+1	0	0	0	1	0	0	0	—
Dalton Bancroft	1	0	1	1	2	.000	+1	0	0	0	0	0	0	1	.000
Jack O'Leary	1	0	1	1	0	.000	+1	0	0	0	0	1	0	0	—
Sean Donaldson	1	0	1	1	1	.000	+1	0	0	0	0	1	0	0	—
Nick DeSantis	1	0	0	0	1	.000	0	0	0	0	0	0	0	0	—
Kyler Kovich	1	0	0	0	0	.000	0	0	0	0	0	0	0	0	—
Ondrej Psenicka	1	0	0	0	1	.000	-1	0	0	0	0	0	1	1	.500
Michael Suda	1	0	0	0	0	.000	0	0	0	0	0	0	0	0	—
Tim Rego	1	0	0	0	1	.000	+1	0	0	0	0	3	0	0	—
TOTALS	10	2	3	5	9	.222	+5	0	0	0	1	5	4	8	.333
GOALTENDER	GP	GS	W	L	T	W%	MIN	GA	GAA	SV	SV%	PPG	SHG	SHO	
Ian Shane	1	1	1	0	0	1.000	60:00	1	1.00	17	.944	0	0	0	

9 | 2024-25 BIG RED MEN'S HOCKEY

CORNELL GAME NOTES | GAMES 14-15 AT SACRED HEART

YEAR-BY-YEAR RESULTS

SEASON	RECORD	W%	GF	GA	+/-
1957-58	2-4-1	.357	37	48	-11
1958-59	3-10-0	.231	26	105	-79
1959-60	1-7-0	.125	17	66	-49
1960-61	3-8-0	.273	40	36	+4
1961-62	8-2-0	.800	50	20	+30
1962-63	5-4-1	.550	44	31	+13
1963-64	5-5-1	.500	35	37	-2
1964-65	11-2-0	.846	91	37	+54
1965-66	13-1-0	.929	95	22	+73
1966-67	10-1-0	.909	76	18	+58
1967-68	12-0-0	1.000	77	15	+62
1968-69	12-0-0	1.000	94	15	+79
1969-70	12-0-0	1.000	86	20	+66
1970-71	13-0-0	1.000	88	23	+65
1971-72	12-1-0	.923	95	30	+65
1972-73	14-0-1	.967	99	42	+57
1973-74	11-1-0	.917	74	40	+34
1974-75	9-3-1	.731	74	43	+31
1975-76	10-3-0	.769	82	42	+40
1976-77	14-2-0	.875	124	63	+61
1977-78	13-1-1	.900	126	51	+75
1978-79	13-3-0	.813	93	52	+41
1979-80	8-5-0	.615	67	50	+17
1980-81	12-1-0	.923	70	27	+43
1981-82	6-8-0	.429	59	47	+12
1982-83	9-1-2	.833	54	33	+21
1983-84	7-5-0	.583	49	51	-2
1984-85	11-1-1	.885	72	43	+29
1985-86	6-4-4	.571	62	54	+8
1986-87	6-6-0	.500	59	55	+4
1987-88	10-5-0	.667	69	40	+29
1988-89	9-3-0	.750	52	31	+21
1989-90	10-2-2	.786	60	37	+23
1990-91	10-3-2	.733	73	39	+34
1991-92	6-3-2	.636	35	27	+8
1992-93	4-9-0	.308	39	53	-14
1993-94	5-7-2	.429	57	59	-2
1994-95	4-4-4	.500	48	39	+9
1995-96	11-1-2	.857	75	32	+43
1996-97	10-4-2	.688	62	42	+20
1997-98	6-6-0	.500	31	29	+2
1998-99	6-7-1	.464	43	44	-1
1999-00	11-3-0	.786	57	33	+24
2000-01	7-2-4	.692	33	26	+7
2001-02	14-1-1	.906	65	27	+38
2002-03	15-0-0	1.000	68	14	+54
2003-04	7-7-5	.500	46	41	+5
2004-05	15-0-1	.969	64	18	+46
2005-06	12-3-2	.765	55	36	+19
2006-07	9-7-2	.556	54	38	+16
2007-08	10-5-2	.647	58	32	+26
2008-09	12-3-1	.781	45	21	+24
2009-10	12-3-1	.781	53	28	+25
2010-11	9-8-1	.528	52	48	+4
2011-12	10-3-2	.733	41	24	+17
2012-13	6-5-2	.538	26	25	+1
2013-14	8-5-2	.600	33	32	+1
2014-15	7-7-3	.500	35	40	-5
2015-16	9-5-2	.625	46	39	+7
2016-17	9-4-3	.656	42	38	+4
2017-18	15-2-0	.882	62	24	+38
2018-19	12-6-0	.667	60	35	+25
2019-20	11-0-2	.923	50	19	+31
2020-21	— NO SEASON (COVID-19 PANDEMIC) —				
2021-22	9-4-3	.656	50	31	+19
2022-23	12-3-1	.781	56	26	+30
2023-24	10-3-2	.733	51	26	+25
2024-25	5-1-1	.786	23	12	+11
TOTALS	618-233-73	.708	3984	2421	+1563



If you've never been to a Big Red hockey game at Cornell's Lynah Rink, there are quite a few things you've never experienced. You've never camped in line to get season tickets and ensure your spot as one of the raucous and devoted "Lynah Faithful." But most importantly, if you've never been to Lynah, you've never experienced all the best that college hockey offers.

Lynah Rink, which enters its 68th year serving as the home of Big Red hockey this season, was formally dedicated on April 6, 1957, a month after its opening to the public on March 4, 1957. The facility, which was built following a \$500,000 anonymous donation (approximately \$5.59 million in 2024), honors the late **JAMES LYNAB '05**, who served as the director of athletics at Cornell from 1935-43.

The donation to build Lynah Rink resurrected the Cornell hockey program following a 10-year hiatus, ensuring hockey returned as a varsity sport for the 1957-58 season.

Cornell began sponsoring hockey as a varsity sport with the 1900-01 season, which featured all Big Red home games played on the university's outdoor rink on Beebe Lake. Due to a series of abnormally mild winters, the program was left — literally — on thin ice, causing Cornell to drop the program entirely after the 1947-48 campaign.

Since its opening in March of 1957, Lynah Rink has received numerous face-lifts since hosting its inaugural event on March 21, 1957, a 7-3 victory for the NHL's New York Rangers in an exhibiton against the Rochester Americans of the American Hockey League (AHL). Hockey Hall of Fame goaltender Gump Worsley stopped 44 shots in the victory for the Rangers.

Among the renovations, Cornell spent nearly \$1 million in the summer of 2000, to replace the rink floor, drainage system, frost protection and refrigeration piping, and adding new boards and seamless glass.

During the summer of 2006, a 16,700-square-foot expansion added new locker rooms, coaches offices, study lounges, new athletic training space, and approximately 450 new seats in the seating bowl.

Over last season's winter break, updated Cornell branding on the façade and south concourse brought a more modern look to the facility.

Though many physical aspects of Lynah Rink have changed over time, the crowd remains constant. Lynah Rink can hold 4,267 boisterous Cornell hockey fans, who provide unwavering support for the Big Red while creating an unparalleled atmosphere in college hockey.

Although many rinks in the nation are bigger in capacity, few are known to be louder. The Cornell fans, aptly named the "Lynah Faithful," stream into every home contest, making themselves as much a part of the game as the players do. Whether they're cheering for the Big Red or joining the pep band in their rendition of "Give My Regards to Davy," the Lynah Faithful reaffirms the old saying, "There's no place like home."

Since the doors opened on Lynah Rink, the Cornell men's hockey program has won a pair of NCAA Division I men's hockey championships in 1967 and 1970, garnering an ECAC Hockey-record 13 tournament championships (1967-70, 1973, 1980, 1986, 1996-97, 2003, 2005, 2010, 2024) and 26 Ivy League titles, 22 of which have been won outright.

NCAA HISTORY

TOP DIVISION I HOME WIN PERCENTAGES  
Mike Schafer Era (1995-Present) (as of 1/7/25)

TEAM	RECORD	W%
Michigan	398-122-37	.748
Quinnipiac	325-108-39	.730
North Dakota	407-135-58	.727
Boston College	328-115-41	.720
Denver	401-149-48	.711
► Cornell	288-108-48	.703
Minnesota	398-163-52	.692
Boston University	313-141-54	.669
Maine	319-144-54	.669
Minnesota State	326-155-52	.660



# MIKE SCHAFER '86

30TH SEASON AS HEAD COACH

**Years at Cornell:** 37th Season  
**College:** Cornell '86

**M**IKE SCHAFER '86, the longest-tenured head coach in Cornell men's hockey history, is currently in his 30th and final season at the helm of the Cornell men's hockey program after announcing on June 13, 2024, that he will retire following the conclusion of the 2024-25 season.

Former Cornell standout centerman and assistant coach, and current associate head coach, **CASEY JONES** '90 will replace Schafer beginning with the 2025-26 season.

When Schafer returned to his alma mater in the summer of 1995 to become the 12th head coach in Cornell men's hockey history, Schafer's goal was to bring the Big Red to a position of national prominence.

Schafer has accomplished that objective with his career coaching record of 548-293-114. His 548 victories are the second-most by any Cornell coach with a single team, trailing former softball head coach **DICK BLOOD** (623).

Cornell has consistently been ranked among the nation's elite under Schafer, which includes the Big Red being ranked in the top 20 of the USCHO.com poll 442 times since its inception in 1997-98.

Along with being one of Cornell's legendary head coaches, Schafer's 548 career victories and .634 win percentage rank fourth among active Division I men's head coaches.

During his 29-plus seasons behind the Big Red bench, Schafer has guided Cornell to 14 NCAA Tournament appearances, which included a trip to Buffalo, N.Y., for the 2003 Frozen Four — the program's first since the 1979-80 campaign. Along with its Frozen Four appearance, the Big Red established the school record for wins (30), claiming one more victory than Cornell's 1969-70 national championship squad, who remains the lone Division I program to go undefeated in a single season (29-0-0). In addition to its 30 wins in 2002-03, Cornell had a 19-2-1 mark in ECAC Hockey play, signifying the program's best league play record since going 21-0-0 in 1969-70.

With Schafer serving as Cornell's bench boss, the Big Red have registered 14 20-win seasons and 17 campaigns with at least a .600 win percentage, including the last seven seasons in which the Big Red has competed. In ECAC Hockey play, the Schafer-led Big Red has won at least 10 conference games on 23 occasions, also including each of the last seven seasons.

In 2020, Schafer was named co-winner of the Spencer Penrose Award, given to the nation's top head coach, sharing the honor with North Dakota's Brad Berry. It was the first time Schafer won the award after being named ECAC Hockey's Coach of the Year five times (2002, 2003, 2005, 2018, 2020).

Cornell has claimed six Whitelaw Cup (ECAC Hockey tournament titles), two more than the late legendary **NED HARKNESS** for the most in Big Red history. Schafer also has guided Cornell to three Cleary Cups (ECAC's regular-season championships) over the past seven years.

Over his illustrious coaching career for Cornell, Schafer has coached 10 players to First Team All-America status (11 instances), eight Ivy League Players of the Year, six ECAC Hockey Ken Dryden Award winners (league's best goaltender), five Rookies of the Year in both ECAC Hockey and the Ivy League, and three ECAC Hockey Players of the Year.

Schafer and his wife, Diane, have two sons, Luke and John '18, and a daughter, Michelle.

## SCHAFER'S FILE

### COACHING EXPERIENCE

1986-90	Cornell (Assistant Coach)
1990-94	Western Michigan (Assistant Coach)
1994-95	Western Michigan (Associate Head Coach)
1995-Pres.	Cornell (Head Coach)

### PLAYING EXPERIENCE

1979-80	Georgetown Gemini (CJBHL)
1980-82	Guelph Platters (OPJHL)
1982-86	Cornell

### EDUCATION

Cornell University
B.A., Business Management & Marketing, 1986

### COACHING CAREER

SEASON	RECORD	W%	CONF.	W%
<b>CORNELL (1995 - PRESENT)</b>				
1995-96	21-9-4	.676	14-4-4	.727
1996-97	21-9-5	.671	14-6-2	.682
1997-98	15-16-2	.485	9-12-1	.432
1998-99	12-15-4	.452	9-10-3	.477
1999-00	16-14-2	.531	10-9-1	.525
2000-01	16-12-5	.561	11-8-3	.568
2001-02	25-8-2	.743	17-3-2	.818
2002-03	30-5-1	.847	19-2-1	.886
2003-04	16-10-6	.594	13-6-3	.659
2004-05	27-5-3	.814	18-2-2	.864
2005-06	22-9-4	.686	13-6-3	.659
2006-07	14-13-4	.516	10-8-4	.545
2007-08	19-14-3	.569	12-9-1	.568
2008-09	22-10-4	.667	13-6-3	.659
2009-10	21-9-4	.676	14-5-3	.705
2010-11	16-15-3	.515	11-9-2	.545
2011-12	19-9-7	.643	12-4-6	.682
2012-13	15-16-3	.485	8-11-3	.432
2013-14	17-10-5	.609	11-7-4	.591
2014-15	11-14-6	.452	9-9-4	.500
2015-16	16-11-7	.574	8-8-6	.500
2016-17	21-9-5	.671	13-4-5	.705
2017-18	25-6-2	.788	17-3-2	.818
2018-19	21-11-4	.639	13-5-4	.682
2019-20	23-2-4	.862	18-2-2	.864
2020-21	— NO SEASON (COVID-19 PANDEMIC) —			
2021-22	18-10-4	.625	12-6-4	.636
2022-23	21-11-2	.647	15-6-1	.705
2023-24	22-7-6	.714	12-6-4	.636
2024-25	6-4-3	.577	3-3-2	.500
<b>TOTALS</b>	<b>548-293-114</b>	<b>.634</b>	<b>358-179-85</b>	<b>.644</b>

## CORNELL'S RECORD UNDER SCHAFER

CATEGORY	2024-25	UNDER SCHAFER	STREAK	CATEGORY	2024-25	UNDER SCHAFER	STREAK	CATEGORY	2024-25	UNDER SCHAFER	STREAK
Overall	6-4-3	548-293-114	Lost 1	Cornell Scores First	3-0-2	399-89-57	Tied 1	Leads after 1st period	3-0-1	286-46-27	Tied 1
ECAC Hockey Game	3-3-2	358-179-85	Lost 1	Opponent Scores First	3-4-1	149-204-50	Lost 1	Trails after 1st period	3-1-1	68-148-30	Lost 1
Ivy League Game	2-1-2	195-94-35	Won 1	When Shutout	0-1-0	0-50-7	Lost 6	Tied after 1st period	0-3-1	194-99-57	Lost 3
Non-Conference Game	3-1-1	190-114-29	Lost 1	Scores One Goal	0-1-0	21-90-26	Lost 2	Leads after 2nd period	2-0-0	418-22-29	Won 16
Home	5-1-1	289-108-48	Won 2	Scores Two Goals	0-1-2	85-90-45	Lost 1	Trails after 2nd period	3-3-2	34-197-32	Lost 1
Away	0-3-1	196-129-53	Lost 1	Scores Three Goals	2-1-1	150-43-27	Won 1	Tied after 2nd period	1-1-1	96-74-53	Lost 1
Neutral Site	1-0-1	63-56-13	Tied 1	Scores Four Goals	2-0-0	124-16-6	Won 7	Outshoots Opponent	3-2-2	339-136-61	Lost 1
October	0-0-0	18-10-2	Won 2	Scores 5+ Goals	2-0-0	168-4-3	Won 110	Outshot by Opponent	1-2-1	190-146-50	Lost 2
November	4-2-3	139-65-25	Tied 1	Shutout Opponent	1-0-0	112-0-7	Won 26	Tied in Shots	2-0-0	19-11-3	Won 3
December	1-1-0	54-32-19	Lost 1	Allows One Goal	2-0-0	193-16-26	Won 6	In Overtime	1-0-3	52-44-114	Won 1
January	1-1-0	112-62-35	Lost 1	Allows Two Goals	2-0-2	161-50-45	Won 2	In Shootouts	2-1	11-11	Won 2
February	0-0-0	131-66-30	Tied 1	Allows Three Goals	1-1-1	62-70-27	Tied 1	vs. Ranked Opponents	2-3-2	121-107-32	Lost 1
March	0-0-0	94-57-3	Lost 1	Allows Four Goals	0-2-0	19-71-6	Lost 5				
April	0-0-0	0-1-0	Lost 1	Allows 5+ Goals	0-1-0	1-86-3	Lost 53				



SCHAFER MISCELLANEA

SCHAFER'S ALL-TIME VICTORIES				
11/10/95	vs. Brown	W, 4-1	1	
1/19/98	at Colgate	W, 3-2 (OT)	50	
3/10/01	vs. Princeton	W, 2-1	100	
3/1/03	at Yale	W, 3-0	150	
10/28/05	vs. Michigan State	W, 4-2	200	
3/7/08	vs. Dartmouth	W, 3-2	250	
11/27/10	vs. Colgate	W, 4-3	300	
11/1/13	vs. Princeton	W, 4-2	350	
1/7/17	at Merrimack	W, 1-0	400	
2/1/19	at Union	W, 4-0	450	
11/4/22	at Princeton	W, 3-1	500	
1/3/25	vs. UMass	W, 4-2	548	
GOALS SCORED UNDER SCHAFER • ALL GAMES				
11/10/95	Chad Wilson	A Michigan State	1	
2/23/96	Jeff Burgoyne	H Union	100	
1/25/97	Darren Tymchyshyn	H Ferris State	200	
1/17/98	Jeff Oates	H Colgate	300	
1/29/99	Denis Ladouceur	A Princeton	400	
2/4/00	Larry Pierce	A Harvard	500	
2/17/01	Mark McRae	H Vermont	600	
2/16/02	Matt McRae	A Vermont	700	
1/17/03	Ryan Vesce	A Union	800	
11/29/03	Byron Bitz	H Mercyhurst	900	
12/29/04	Cam Abbott	N Maine	1000	
12/2/05	Chris Abbott	H Princeton	1100	
12/1/06	Mitch Carefoot	H RPI	1200	
1/20/08	Topher Scott	H Clarkson	1300	
1/17/09	Michael Kennedy	A RPI	1400	
1/15/10	Locke Jillson	A Clarkson	1500	
1/14/11	Joe Devin	H RPI	1600	
1/21/12	Joakim Ryan	H Harvard	1700	
2/16/13	Nick D'Agostino	A Harvard	1800	
3/15/14	Patrick McCarron	H Clarkson	1900	
1/9/16	Jeff Kubiak	H Merrimack	2000	
2/3/17	Anthony Angello	A Union	2100	
1/19/18	Anthony Angello	H Colgate	2200	
2/1/19	Morgan Barron	A Union	2300	
1/10/20	Jeff Malott	A RPI	2400	
1/1/22	Ondrej Psenicka	A Arizona State	2500	
1/6/23	Jack Malone	A Union	2600	
12/29/23	Dalton Bancroft	N UMass	2700	
11/23/24	Dalton Bancroft	H Princeton	2800	
1/3/25	Jonathan Castagna	N UMass	2817	
SCHAFER'S RECORD AGAINST OPPONENTS				
Bold denotes 2024-25 opponent				
AIC	1-0-1	Minnesota State	1-0-0	
Air Force	1-0-0	New Hampshire	4-4-0	
Alabama-Huntsville	5-0-1	Niagara	15-2-0	
Alaska	2-0-0	<b>North Dakota</b>	<b>6-4-0</b>	
<b>Arizona State</b>	<b>4-3-1</b>	Northeastern	5-0-0	
Army	1-1-1	Northern Michigan	4-1-1	
Bemidji State	0-1-0	Notre Dame	1-0-0	
Boston College	1-1-0	Ohio State	6-5-0	
Boston University	7-8-2	Omaha	2-1-1	
Bowling Green	0-1-1	Penn State	1-0-0	
<b>Brown</b>	<b>46-8-6</b>	<b>Princeton</b>	<b>46-18-3</b>	
Canisius	2-0-0	Providence	2-3-1	
<b>Clarkson</b>	<b>45-22-11</b>	<b>Quinnipiac</b>	<b>27-21-5</b>	
<b>Colgate</b>	<b>40-19-12</b>	RIT	2-2-0	
Colorado College	4-3-1	Robert Morris	1-0-0	
<b>Dartmouth</b>	<b>32-24-8</b>	<b>RPI</b>	<b>38-19-9</b>	
Denver	2-4-0	<b>Sacred Heart</b>	<b>2-2-0</b>	
Ferris State	2-3-0	St. Cloud State	1-1-0	
<b>Harvard</b>	<b>42-25-9</b>	<b>St. Lawrence</b>	<b>32-20-7</b>	
Lake Superior State	0-1-1	UConn	1-0-0	
Maine	2-5-3	<b>UMass</b>	<b>4-1-2</b>	
Mercyhurst	0-1-1	UMass Lowell	0-2-0	
Merrimack	4-2-0	<b>Union</b>	<b>40-19-9</b>	
Miami (Ohio)	4-3-0	Vermont	13-2-4	
Michigan	2-0-1	Wayne State	1-1-0	
Michigan State	3-5-1	Western Michigan	6-1-1	
Minnesota	0-1-0	Wisconsin	1-1-0	
Minnesota Duluth	2-2-1	<b>Yale</b>	<b>32-20-9</b>	

FIVE-YEAR SITUATIONAL BREAKDOWNS

	2019-20	2021-22	2022-23	2023-24	2024-25	FIVE-YEAR TOTAL	SCHAFER TOTAL
Overall	23-2-4	18-10-4	21-11-2	22-7-6	6-4-3	<b>90-34-19</b>	<b>548-293-114</b>
ECAC Hockey games	18-2-2	12-6-4	15-6-1	12-6-4	3-3-2	<b>60-23-13</b>	<b>358-179-85</b>
Ivy League games	8-1-1	5-3-2	8-2-0	5-2-3	2-1-2	<b>28-9-8</b>	<b>171-81-33</b>
Non-conference games	5-0-2	6-4-0	6-5-1	10-1-2	3-1-1	<b>30-11-6</b>	<b>190-114-29</b>
At home	11-0-2	9-4-3	12-3-1	10-3-2	5-1-1	<b>47-11-9</b>	<b>289-108-48</b>
On the road	10-2-1	8-6-1	7-6-1	8-3-2	0-3-1	<b>33-20-6</b>	<b>196-129-53</b>
At a neutral site	2-0-1	1-0-0	2-2-0	4-1-2	1-0-1	<b>10-3-4</b>	<b>63-56-13</b>
Leading after 1st period	15-0-0	10-3-3	15-2-1	14-0-1	3-0-1	<b>57-5-6</b>	<b>286-46-27</b>
Trailing after 1st period	0-1-0	2-6-1	3-4-1	1-4-1	3-1-1	<b>9-16-4</b>	<b>68-148-30</b>
Tied after 1st period	8-1-4	6-1-0	3-5-0	7-3-4	0-3-1	<b>24-13-9</b>	<b>194-99-57</b>
Leading after 2nd period	20-0-0	12-0-1	19-0-0	19-0-2	2-0-0	<b>72-0-3</b>	<b>418-22-29</b>
Trailing after 2nd period	0-2-3	3-8-1	1-7-1	2-4-1	3-3-2	<b>9-24-8</b>	<b>34-197-32</b>
Tied after 2nd period	3-0-1	3-2-2	1-4-1	1-3-3	1-1-1	<b>9-10-8</b>	<b>96-74-53</b>
Outshooting opponent	17-1-3	12-8-2	18-6-2	15-5-4	3-2-2	<b>65-22-13</b>	<b>339-136-61</b>
Outshot by opponent	3-1-1	5-1-2	2-4-0	7-2-2	1-2-1	<b>18-10-6</b>	<b>190-146-50</b>
Shots are even	3-0-0	1-1-0	1-1-0	0-0-0	2-0-0	<b>7-2-0</b>	<b>19-11-3</b>
One-goal margin	3-1	7-7	6-7	4-5	1-1	<b>21-21</b>	<b>203-138</b>
Two-goal margin	7-0	3-1	5-2	6-1	3-1	<b>24-5</b>	<b>128-64</b>
Three-plus-goal margin	13-1	8-2	10-2	12-1	2-2	<b>45-8</b>	<b>217-91</b>
Scoring first	20-0-1	12-2-3	18-3-1	17-3-4	3-0-2	<b>70-8-11</b>	<b>399-89-57</b>
Opponent scores first	3-2-3	6-8-1	3-8-1	5-4-2	3-4-1	<b>20-24-6</b>	<b>149-204-50</b>
In October	0-0-0	2-0-0	0-2-0	2-0-0	0-0-0	<b>4-2-0</b>	<b>18-10-2</b>
In November	9-0-0	6-1-0	6-2-0	3-3-1	4-2-3	<b>28-8-4</b>	<b>138-65-25</b>
In December	1-1-0	1-0-1	2-1-1	1-1-2	1-1-0	<b>6-4-4</b>	<b>54-32-19</b>
In January	4-1-4	4-3-2	5-2-0	5-0-1	1-1-0	<b>19-7-7</b>	<b>112-62-35</b>
In February	9-0-0	4-4-1	5-2-1	5-1-2	0-0-0	<b>18-8-8</b>	<b>131-66-30</b>
In March	0-0-0	1-2-0	3-2-0	6-2-0	0-0-0	<b>10-6-0</b>	<b>94-57-3</b>
On Sunday	1-0-0	0-2-0	0-0-0	0-0-0	0-0-0	<b>1-3-0</b>	<b>19-19-5</b>
On Monday	0-0-0	0-0-0	0-0-0	0-0-0	0-0-0	<b>0-0-0</b>	<b>3-2-0</b>
On Tuesday	0-0-0	0-1-0	1-0-0	0-0-0	0-0-0	<b>1-1-0</b>	<b>13-7-3</b>
On Wednesday	0-0-0	0-0-0	0-0-0	0-0-0	0-0-0	<b>0-0-0</b>	<b>3-4-1</b>
On Thursday	0-0-0	0-0-0	2-0-0	1-0-0	0-0-0	<b>3-0-0</b>	<b>7-8-1</b>
On Friday	11-1-1	7-5-1	10-4-1	11-3-2	3-2-1	<b>42-15-6</b>	<b>256-104-44</b>
On Saturday	11-1-3	11-2-3	8-6-1	10-4-4	3-2-2	<b>43-15-13</b>	<b>247-149-60</b>
First of back-to-back	12-1-1	7-6-1	11-3-0	11-3-2	3-2-1	<b>44-15-7</b>	<b>271-109-43</b>
Second of back-to-back	10-1-3	9-2-3	7-5-2	9-3-3	3-2-1	<b>38-13-12</b>	<b>225-140-56</b>
Third in three days	0-0-0	0-1-0	0-0-0	0-0-0	0-0-0	<b>0-1-0</b>	<b>7-5-0</b>
In a single game	1-0-0	2-1-0	3-3-0	2-1-0	0-0-1	<b>8-5-1</b>	<b>45-39-15</b>
In overtime	0-0-4	4-1-4	0-2-2	2-2-6	1-0-3	<b>7-5-19</b>	<b>52-44-114</b>
In shootouts	0-0	0-4	1-1	4-2	1-2	<b>6-9</b>	<b>10-12</b>
vs. ECAC Hockey opp.	18-2-2	13-8-4	17-7-1	16-6-4	3-3-3	<b>67-24-12</b>	<b>432-217-91</b>
vs. Atlantic Hockey opp.	0-0-0	0-0-0	2-0-1	0-0-0	0-0-0	<b>2-0-1</b>	<b>12-4-2</b>
vs. Big Ten opp.	3-0-0	0-0-0	0-0-0	0-0-0	0-0-0	<b>3-0-0</b>	<b>4-3-0</b>
vs. CCHA opp.	0-0-0	0-0-0	0-0-0	0-0-0	0-0-0	<b>0-0-0</b>	<b>18-14-4</b>
vs. Hockey East opp.	1-0-1	1-0-0	1-2-0	2-0-1	1-0-0	<b>6-2-2</b>	<b>30-26-8</b>
vs. NCHC opp.	0-0-0	2-0-0	1-2-0	2-1-0	2-1-0	<b>7-4-0</b>	<b>13-9-1</b>
vs. Independent opp.	0-0-0	2-2-0	0-0-0	2-0-1	0-0-0	<b>4-2-1</b>	<b>10-3-3</b>
vs. Ranked Opponents	6-1-3	5-1-1	3-8-0	7-2-2	2-3-2	<b>23-15-8</b>	<b>121-107-32</b>

TEAM GOALS IN A GAME

1.	11	11/13/21 vs. RPI (W, 11-3)
2.	10	11/20/99 vs. Clarkson (W, 10-4)
	10	2/4/23 vs. Union (W, 10-1)
4.	9	3/9/18 vs. Quinnipiac (W, 9-1)
5.	8	1/23/96 vs. UMass (W, 8-1)
	8	3/8/96 vs. Colgate (W, 8-1)
	8	3/9/96 vs. Colgate (W, 8-3)
	8	2/6/99 vs. Princeton (W, 8-4)
	8	11/12/99 vs. Brown (W, 8-1)
	8	2/11/00 at Clarkson (W, 8-3)
	8	11/15/02 at Vermont (W, 8-0)
	8	2/8/03 vs. Vermont (W, 8-1)
	8	2/17/07 vs. Princeton (W, 8-4)
	8	12/29/22 vs. AIC (W, 8-4)

INDIVIDUAL GOALS IN A GAME

1.	4	Max Andreev	vs. RPI (11/13/21)
2.	3	Brad Chartrand	vs. Harvard (11/11/95)
	3	P.C. Drouin	at Union (12/10/95)
	3	Kyle Knopp	at Brown (2/17/96)
	3	David Kozier	at Harvard (11/13/98)
	3	Matt Moulson	vs. Dartmouth (2/7/03)
	3	Ryan Vesce	at Princeton (11/8/03)
	3	Matt Moulson	at Harvard (1/9/04)
	3	Mike Knoepfli	vs. Clarkson (3/12/04)
	3	Matt Moulson	vs. Union (2/19/05)
	3	Colin Greening	vs. Dartmouth (2/29/08)
	3	Tyler Roeszler	vs. Colgate (1/22/11)
	3	Mitch Vanderlaan	at Yale (11/12/16)
	3	Jeff Malott	at Princeton (1/13/17)
	3	Noah Bauld	vs. St. Lawrence (11/17/17)
	3	Kyle Betts	vs. Canisius (12/30/17)
	3	Anthony Angello	at Harvard (1/26/18)
	3	Morgan Barron	vs. Yale (11/9/19)
	3	Ben Berard	vs. Clarkson (2/29/20)
	3	Ben Berard	at Dartmouth (11/6/21)
	3	Matt Stienburg	at St. Lawrence (12/3/21)
	3	Dalton Bancroft	vs. UConn (11/26/22)
	3	Jonathan Castagna	vs. Princeton (1/19/24)

TEAM ASSISTS IN A GAME

1.	22	11/13/21 vs. RPI (W, 11-3)
2.	20	11/20/99 vs. Clarkson (W, 10-4)
	20	11/20/99 vs. Clarkson (W, 10-4)
4.	18	3/9/18 vs. Quinnipiac (W, 9-1)
	18	2/4/23 vs. Union (W, 10-1)
6.	16	1/23/96 vs. UMass (W, 8-1)
	16	3/8/96 vs. Colgate (W, 8-1)
	16	3/9/96 vs. Colgate (W, 8-3)
	16	2/6/99 vs. Princeton (W, 8-4)
	16	11/12/99 vs. Brown (W, 8-1)
	16	2/11/00 at Clarkson (W, 8-3)
	16	11/15/02 at Vermont (W, 8-0)
	16	2/8/03 vs. Vermont (W, 8-1)
	16	2/17/07 vs. Princeton (W, 8-4)
	16	12/29/22 vs. AIC (W, 8-4)

INDIVIDUAL ASSISTS IN A GAME

1.	4	Jeff Burgoyne	vs. Princeton (2/6/99)
	4	Kyle Knopp	at RPI (2/26/99)
	4	Mark McRae	at Clarkson (2/11/00)
	4	Mike Knoepfli	vs. Vermont (2/8/03)
	4	Ryan Vesce	at Princeton (11/8/03)
	4	Ryan Vesce	at Harvard (1/9/04)
	4	Byron Bitz	vs. Princeton (2/13/04)
	4	Brenden Locke	vs. Quinnipiac (3/9/18)
	4	Yanni Kaldis	vs. Quinnipiac (3/9/18)
	4	Nick DeSantis	at RPI (1/7/23)
11.	3	81 times by 55 players	<b>Last:</b> Gabriel Seger, at Clarkson (2/23/24)

TEAM POINTS IN A GAME

1.	33	11/13/21 vs. RPI (W, 11-3; 11g-22a)
2.	30	11/20/99 vs. Clarkson (W, 10-4; 10g-20a)
3.	28	2/4/23 vs. Union (W, 10-1; 10g-18a)
4.	27	3/9/18 vs. Union (W, 10-1; 9g-18a)
5.	24	1/23/96 vs. Quinnipiac (W, 9-1; 8g-16a)
	24	3/8/96 vs. UMass (W, 8-1; 8g-16a)
	24	3/9/96 vs. Colgate (W, 8-1; 8g-16a)
	24	2/6/99 vs. Colgate (W, 8-3; 8g-16a)
	24	11/12/99 vs. Princeton (W, 8-4; 8g-16a)
	24	2/11/00 vs. Brown (W, 8-1; 8g-16a)
	24	11/15/02 at Clarkson (W, 8-3; 8g-16a)
	24	2/8/03 at Vermont (W, 8-0; 8g-16a)
	24	2/17/07 vs. Vermont (W, 8-1; 8g-16a)
	24	12/29/22 vs. Princeton (W, 8-4; 8g-16a)

INDIVIDUAL POINTS IN A GAME

1.	7	Ryan Vesce (3g-4a)	at Princeton (11/8/03)
2.	6	Max Andreev (4g-2a)	vs. Union (11/13/21)
3.	5	Kyle Knopp (2g-3a)	at Union (12/10/95)
	5	Denis Ladouceur (2g-3a)	vs. Clarkson (11/20/99)
5.	4	43 times by 33 players	<b>Last:</b> Gabriel Seger (2g-2a), at Harvard (3/16/24)

POWER-PLAY GOALS IN A GAME

1.	6	2/4/23 vs. Union (W, 10-1)
2.	5	12/10/95 at Union (T, 5-5 — OT)
	5	2/8/03 vs. Vermont (W, 8-1)
4.	4	12/1/95 vs. Yale (W, 6-2)
	4	2/16/96 at Harvard (W, 5-4 — OT)
	4	2/6/99 vs. Princeton (W, 8-4)
	4	11/6/09 vs. Dartmouth (W, 5-1)
	4	10/26/13 at Omaha (W, 4-3)
9.	3	46 times, <b>Last:</b> 1/21/23 vs. Princeton (W, 3-2)

SHORT-HANDED GOALS IN A GAME

1.	2	11/11/95 vs. Harvard (W, 5-3)
	2	12/2/95 vs. Princeton (T, 5-5 — OT)
	2	2/7/97 at Dartmouth (W, 5-3)
	2	2/6/99 vs. Princeton (W, 8-4)
	2	3/11/05 vs. Clarkson (W, 5-0)
	2	1/13/12 at Quinnipiac (W, 2-1)
7.	1	57 times, <b>Last:</b> 2/3/23 vs. Clarkson (W, 7-2)

TEAM SAVES IN A GAME

1.	60	3/17/13 at Quinnipiac (L, 2-3 — 2OT)
2.	59	3/26/06 vs. Wisconsin (L, 0-1 — 3OT)
3.	52	12/27/96 vs. Providence (W, 4-3 — 3OT)
	52	2/13/10 vs. Yale (L, 1-2 — OT)
5.	47	11/22/97 vs. Yale (L, 1-2 — OT)
	47	11/24/98 at Northeastern (W, 4-2)
7.	46	12/10/95 at Union (T, 5-5 — OT)
	46	3/9/12 vs. Dartmouth (W, 4-3 — 2OT)
9.	45	3/1/96 at Clarkson (L, 1-2 — OT)
	45	3/16/01 vs. Harvard (W, 5-2)
	45	11/30/07 vs. UMass (T, 0-0 — OT)

INDIVIDUAL SAVES IN A GAME

1.	60	Andy Iles	at Quinnipiac (3/17/13 — 2OT)
2.	59	David McKee	vs. Wisconsin (3/26/06 — 3OT)
3.	52	Jean-Marc Pelletier	vs. Providence (12/27/96 — 3OT)
	52	Ben Scrivens	vs. Yale (2/13/10 — OT)
5.	47	Jason Elliott	vs. Yale (11/22/97 — OT)
	47	Matt Underhill	at Northeastern (11/24/98)
7.	46	Jason Elliott	at Union (12/10/95 — OT)
	46	Andy Iles	vs. Dartmouth (W, 4-3 — 2OT)
9.	45	Jason Elliott	at Clarkson (3/1/96 — OT)
	45	Matt Underhill	vs. Harvard (3/16/01)
	45	Ben Scrivens	vs. UMass (11/30/07 — OT)

QUICKEST GOALS TO BEGIN GAME

1.	0:08	Dalton Bancroft	vs. Yale (11/8/24)
2.	0:16	Ryan O'Byrne	at St. Lawrence (2/25/05)
3.	0:22	Tristan Mullin	at Brown (2/15/19)
4.	0:25	Matt McRae	at Yale (11/30/01)
5.	0:27	Denis Ladouceur	vs. Union (12/4/98)
6.	0:28	Anthony Angello	vs. RPI (2/27/16)
7.	0:29	Jamie Papp	vs. Harvard (3/7/97)
8.	0:31	Ryan Vesce <sup>(PP)</sup>	at Harvard (2/15/03)
	0:31	Nick D'Agostino	vs. Harvard (2/18/11)
10.	0:32*	Dalton Bancroft	vs. UConn (11/26/22)

\* - denotes game-winning goal

LATEST GOALS IN REGULATION

1.	59:59	Tyler Mugford <sup>(EN)</sup>	vs. Robert Morris (10/26/06)
	59:59	Blake Gallagher <sup>(EN)</sup>	vs. Brown (2/12/10)
	59:59	Anthony Angello <sup>(EN)</sup>	at Yale (11/12/16)
	59:59	Anthony Angello <sup>(EN)</sup>	at Harvard (1/26/18)
5.	59:58*	Alec McCrea <sup>(PP)</sup>	vs. Harvard (11/11/17)
6.	59:57	Kyle Knopp <sup>(EN)</sup>	vs. St. Lawrence (3/1/97)
	59:57	Vinnie Auger <sup>(PP/EN)</sup>	vs. Northeastern (11/1/97)
	59:57	Krzysztof Wieckowski <sup>(EN)</sup>	at Boston Univ. (11/25/01)
9.	59:56	Colin Greening <sup>(EN)</sup>	vs. Colgate (11/24/09)
10.	59:55	Shane Palahicky <sup>(PP)</sup>	vs. Yale (11/8/02)
	59:55	Sullivan Mack <sup>(EN)</sup>	vs. North Dakota (11/1/24)

\* - denotes game-winning goal

QUICKEST GAME-WINNING GOALS

1.	0:32	Dalton Bancroft	vs. UConn (11/26/22)
2.	0:37	Michael Kennedy	at RPI (1/17/09)
3.	0:42	Taylor Davenport	vs. Union (12/2/06)
4.	0:46	Sullivan Mack	at Princeton (2/26/22)
5.	1:21	Brenden Locke	vs. Union (3/16/19)
6.	1:38	Mike Iggulden	at Clarkson (2/26/05)
7.	1:49	Max Andreev	vs. St. Lawrence (2/28/20)
8.	1:59	Cam Abbott	at Union (1/17/03)
9.	2:17	Trevor Yates	vs. Colgate (11/13/15)
10.	2:39	Jeremy Downs	at Vermont (11/15/02)

LATEST GAME-WINNING GOALS

1.	110:14	David Adler <sup>(3OT)</sup>	vs. Providence (12/27/96)
2.	97:40	Sean Whitney <sup>(2OT)</sup>	vs. Dartmouth (3/9/12)
3.	90:32	Matt Moulson <sup>(2OT)</sup>	vs. Clarkson (3/11/06)
4.	89:54	Colin Greening <sup>(2OT)</sup>	vs. Princeton (3/20/09)
5.	88:30	Raymond Sawada <sup>(2OT)</sup>	vs. Clarkson (3/10/06)
6.	81:09	Matt McRae <sup>(2OT)</sup>	vs. Boston College (3/30/03)
7.	72:32	Brian Ferlin <sup>(OT)</sup>	vs. Clarkson (3/16/14)
8.	70:41	Joe Devin <sup>(OT)</sup>	vs. Quinnipiac (3/13/11)
9.	67:25	David Kozier <sup>(OT)</sup>	vs. Princeton (3/9/01)
10.	64:46	Mark McRae <sup>(PP/OT)</sup>	at Vermont (1/12/01)

LATEST GAME-WINNING GOALS (NON-OT)

1.	59:58	Alec McCrea <sup>(PP)</sup>	vs. Harvard (11/11/17)
2.	59:54	Ben Berard	at Dartmouth (11/6/21)
3.	59:44	Sam Paolini	vs. Yale (2/9/02)
4.	59:42	Evan Barlow	vs. Northeastern (3/28/09)
5.	59:41	Larry Pierce	vs. Niagara (11/6/98)
6.	59:37	Mark McCutcheon	vs. Quinnipiac (12/3/05)
7.	59:35	Yanni Kaldis <sup>(PP)</sup>	at RPI (2/4/17)
8.	59:34	Travis Bell	at St. Lawrence (1/26/02)
9.	59:21	Mark McCutcheon	at Colgate (2/4/06)
10.	59:20	Colin Greening <sup>(EN)</sup>	at Yale (11/9/07)

**Bold denotes accomplished this season**

SINGLE-SEASON AND CAREER LEADERS UNDER SCHAFER

GOALS IN A SEASON

1.	24	Brad Chartrand	1995-96
2.	22	Matt Moulson	2004-05
3.	19	Ryan Vesce	2002-03
4.	18	P.C. Drouin	1995-96
	18	Matt Moulson	2003-04
	18	Matt Moulson	2005-06
	18	Blake Gallagher	2009-10
8.	17	Joe Devin	2010-11
9.	15	Five times by five players <b>Last:</b> Morgan Barron (2018-19)	

GOALS BY DEFENSEMAN, SEASON

1.	13	Chad Wilson	1996-97
2.	11	Tony Bergin	1996-97
	11	Doug Murray	2001-02
4.	9	Mark McRae	2002-03
	9	Charlie Cook	2004-05
6.	8	Mark McRae	2000-01
	8	Mark McRae	2001-02
	8	Nick D'Agostino	2011-12
	8	Joakim Ryan	2013-14
	8	Sam Malinski	2022-23

ASSISTS IN A SEASON

1.	33	Stephen Bâby	2002-03
2.	32	Kyle Knopp	1998-99
3.	30	Gabriel Seger	2023-24
4.	26	Steve Wilson	1995-96
	26	Ryan Vesce	2002-03
6.	25	Greg Miller	2010-11
7.	24	Yanni Kaldis	2018-19
8.	23	Stephen Bâby	2001-02
	23	Riley Nash	2009-10
	23	Gabriel Seger	2022-23

ASSISTS BY DEFENSEMAN, SEASON

1.	26	Steve Wilson	1995-96
2.	24	Yanni Kaldis	2018-19
3.	22	Mark McRae	2001-02
4.	21	Doug Murray	2001-02
5.	20	Doug Murray	2002-03
	20	Joakim Ryan	2012-13
	20	Yanni Kaldis	2019-20
8.	19	Mark McRae	2002-03
	19	Charlie Cook	2003-04
	19	Patrick McCarron	2016-17

POINTS IN A SEASON

1.	45	Ryan Vesce	2002-03
2.	44	Gabriel Seger	2023-24
3.	43	Brad Chartrand	1995-96
4.	42	Kyle Knopp	1998-99
	42	Matt Moulson	2004-05
6.	41	Stephen Bâby	2002-03
7.	38	Matt Moulson	2005-06
8.	37	Blake Gallagher	2009-10
9.	35	Matt Moulson	2003-04
	35	Colin Greening	2009-10
	35	Riley Nash	2009-10

POINTS BY DEFENSEMAN, SEASON

1.	32	Doug Murray	2001-02
2.	30	Steve Wilson	1995-96
	30	Mark McRae	2001-02
4.	28	Mark McRae	2002-03
	28	Yanni Kaldis	2018-19
6.	26	Sam Malinski	2022-23
7.	25	Doug Murray	2002-03
	25	Patrick McCarron	2016-17
	25	Yanni Kaldis	2019-20
10.	24	Joakim Ryan	2013-14

TEAM GOALS IN A SEASON

1.	139	1995-96	# of players with goals:	19
2.	133	2002-03	# of players with goals:	19
3.	123	1996-97	# of players with goals:	19
4.	118	2001-02	# of players with goals:	21
5.	115	2023-24	# of players with goals:	18
6.	112	2004-05	# of players with goals:	18
	112	2022-23	# of players with goals:	22
8.	108	2018-19	# of players with goals:	21
9.	107	2009-10	# of players with goals:	20
10.	104	1999-00	# of players with goals:	19
	104	2019-20	# of players with goals:	21

TEAM ASSISTS IN A SEASON

1.	237	1995-96	# of players with assists:	19
2.	236	2002-03	# of players with assists:	21
3.	198	2001-02	# of players with assists:	22
4.	195	2023-24	# of players with assists:	21
	195	2022-23	# of players with assists:	22
6.	193	1996-97	# of players with assists:	20
7.	190	2019-20	# of players with assists:	22
8.	186	2004-05	# of players with assists:	21
	186	2018-19	# of players with assists:	22
10.	181	2009-10	# of players with assists:	20

TEAM POINTS IN A SEASON

1.	376	1995-96	# of players with points:	20
2.	369	2002-03	# of players with points:	21
3.	316	2001-02	# of players with points:	23
	316	1996-97	# of players with points:	20
5.	310	2023-24	# of players with points:	21
6.	307	2022-23	# of players with points:	22
7.	298	2004-05	# of players with points:	21
8.	294	2019-20	# of players with points:	23
	294	2018-19	# of players with points:	22
10.	288	2009-10	# of players with points:	22

TEAM SAVES IN A SEASON

1.	1004	1997-98	Matches:	33	SV/match:	30.42
2.	978	1996-97	Matches:	35	SV/match:	27.94
3.	949	2010-11	Matches:	34	SV/match:	27.91
4.	948	2007-08	Matches:	36	SV/match:	26.33
5.	936	2015-16	Matches:	34	SV/match:	27.53
6.	915	2009-10	Matches:	34	SV/match:	26.91
7.	904	2012-13	Matches:	34	SV/match:	26.59
8.	898	1995-96	Matches:	34	SV/match:	26.41
9.	879	2016-17	Matches:	35	SV/match:	25.11
10.	870	2011-12	Matches:	35	SV/match:	24.86

SEASON GOALS-AGAINST AVERAGE

1.	1.24	2004-05	GA:	44	Minutes:	2134:19
2.	1.26	2002-03	GA:	46	Minutes:	2187:32
3.	1.52	2017-18	GA:	50	Minutes:	1978:38
4.	1.54	2019-20	GA:	45	Minutes:	1750:43
5.	1.68	2001-02	GA:	61	Minutes:	2176:41
6.	1.80	2023-24	GA:	64	Minutes:	2135:41
7.	1.82	2003-04	GA:	59	Minutes:	1942:47
8.	1.84	2009-10	GA:	63	Minutes:	2049:53
9.	1.849	2008-09	GA:	64	Minutes:	2076:35
10.	1.854	2022-23	GA:	63	Minutes:	2038:42

SEASON SHUTOUTS

1.	10	2004-05
	10	2017-18
3.	9	2002-03
4.	7	2009-10
	7	2008-09
	7	2015-16
7.	6	2011-12
8.	5	Six times, <b>Last:</b> 2021-22

*Bold denotes accomplished this season / active player*

CAREER GOALS

1.	71	Matt Moulson	2002-06
2.	53	Colin Greening	2006-10
3.	46	Doug Stienstra	1996-00
	46	Ryan Vesce	2000-04
5.	45	Ryan Moynihan	1996-00
6.	41	Mitch Vanderlaan	2015-19
7.	40	Kyle Knopp	1995-99
8.	37	Sam Paolini	1999-03
	37	Riley Nash	2007-10
	37	Joe Devin	2007-11

CAREER ASSISTS

1.	93	Kyle Knopp	1995-99
2.	86	Stephen Bâby	1999-03
3.	82	Ryan Vesce	2000-04
	82	Topher Scott	2004-08
5.	72	Yanni Kaldis	2016-20
6.	68	Mark McRae	1999-03
7.	67	Matt Moulson	2002-06
8.	64	Riley Nash	2007-10
	64	Greg Miller	2009-13
10.	63	Blake Gallagher	2006-10

CAREER POINTS

1.	138	Matt Moulson	2002-06
2.	133	Kyle Knopp	1995-99
3.	128	Ryan Vesce	2000-04
4.	115	Stephen Bâby	1999-03
	115	Colin Greening	2006-10
6.	107	Topher Scott	2004-08
7.	106	Ryan Moynihan	1996-00
8.	101	Riley Nash	2007-10
9.	99	Doug Stienstra	1996-00
10.	98	Mark McRae	1999-03
	98	Greg Miller	2009-13

CAREER SAVES

1.	2,988	Andy Iles	2010-14
2.	2,824	Ben Scrivens	2006-10
3.	2,403	Mitch Gillam	2013-17
4.	2,208	David McKee	2003-06
5.	2,052	Matt Underhill	1998-02
6.	1,977	Jason Elliott	1995-98
7.	<b>1,915</b>	<b>Ian Shane</b>	<b>2021-Pr.</b>
8.	1,844	Matthew Galajda	2017-20
9.	935	Dave LeNeveu	2001-03
10.	906	Ian Burt	1997-01

CAREER GOALS-AGAINST AVERAGE

1.	1.29	Dave LeNeveu	2001-03
2.	1.64	Matthew Galajda	2017-20
3.	1.71	David McKee	2003-06
4.	<b>1.80</b>	<b>Ian Shane</b>	<b>2021-Pr.</b>
5.	1.91	Ben Scrivens	2006-10
6.	2.15	Mitch Gillam	2013-17
7.	2.26	Andy Iles	2010-14
8.	2.29	Troy Davenport	2004-08
9.	2.32	Matt Underhill	1998-02
10.	2.33	Mike Garman	2008-11

CAREER SHUTOUTS

1.	19	Matthew Galajda	2017-20
	19	Ben Scrivens	2006-10
3.	18	David McKee	2003-06
4.	<b>12</b>	<b>Ian Shane</b>	<b>2021-Pr.</b>
5.	11	Dave LeNeveu	2001-03
	11	Mitch Gillam	2013-17
7.	9	Andy Iles	2010-14
8.	6	Matt Underhill	1998-02
9.	4	Jason Elliott	1995-98
10.	3	Hayden Stewart	2014-18



## SCHAFER'S ALUMNI IN THE NHL (AS OF JAN. 8)



### MORGAN BARRON

F | Winnipeg | CU from 2017-20

#### 2024-25 STATS

GP	G	A	PTS
42	4	3	7

#### CAREER NHL STATS

GP	G	A	PTS
224	26	26	52



### SAM MALINSKI

D | Colorado | CU from 2019-23

#### 2024-25 STATS

GP	G	A	PTS
41	1	4	5

#### CAREER NHL STATS

GP	G	A	PTS
64	4	11	15

## BIG RED NHLers UPCOMING SCHEDULE

### THURSDAY, JAN. 9

• Colorado at Minnesota, 8:00

### FRIDAY, JAN. 10

• Los Angeles at Winnipeg, 8:00

### SATURDAY, JAN. 11

• Colorado at Winnipeg, 7:00 (NHLN)

### TUESDAY, JAN. 14

• Vancouver at Winnipeg, 8:00

• N.Y. Rangers at Colorado, 9:00

## BARRON NETS FOURTH GOAL ON YEAR

**WINNIPEG, Manitoba (JAN. 7, 2025)** — Former Cornell forward **MORGAN BARRON** found the back of the net for the fourth time on the season on Tuesday evening as the Winnipeg Jets defeated the Nashville Predators, 5-2, inside the Canada Life Centre.

After having his first point streak of the season (two games) snapped on Jan. 2, Barron returned to the scoresheet following a two-game break after being awarded a goal after a Predators player poked a loose puck past their goaltender, Juuse Saros, at the right post. The marker sparked a three-goal first period for the Jets, which included the first two markers coming 16 seconds apart.

Recently, Barron has found his scoring touch, registering four points (two goal, two assists) over his last eight games. Barron also tallied a first-period marker in Winnipeg's 5-0 shutout of Minnesota on Dec. 21.

Across 42 games with the Jets this season, Barron has seven points (four goals, three assists) while having the fourth-most hits on the team (69), trailing Adam Lowry (79), Nino Niederreiter (75), and Dylan DeMelo (73).

...

**SAM MALINSKI** '23 snapped a 21-game pointless streak with an assist on the first of three Artturi Lehkonen goals as the Colorado Avalanche defeated the Utah Hockey Club, 4-1, at the Delta Center in Salt Lake City on Dec. 27.

Malinski's helper was his first in 26 games after he aided Casey Mittelstadt in scoring against Chicago in a 5-2 loss back on Oct. 28.

In 41 appearances with the Avalanche this season, Malinski has five points (one goal, four assists) and has blocked 61 shots, only trailing fellow blueliner Samuel Girard (66) for the team lead.

## #PRORED TRACKER

LAST UPDATED: JAN. 7, 2025

### NORTH AMERICA NHL (2)

- Morgan Barron — Winnipeg
- Sam Malinski — Colorado

### AHL (10)

- Anthony Angello — Milwaukee
- Cole Bardreau — Bridgeport
- Jacob MacDonald — Colorado
- Jack Malone — Utica
- Jeff Malott — Ontario
- Travis Mitchell — Bridgeport
- Riley Nash — Hartford
- Joakim Ryan — Chicago
- Gabriel Seger — Grand Rapids
- Matt Stienburg — Colorado

### ECHL (4)

- Max Andreev - Kansas City
- Ben Berard — Kalamazoo
- Kyle Betts — Florida
- Joe Leahy - Greenville

### SPHL (1)

- Hayden Stewart - Birmingham Bulls

### INTERNATIONAL AUSTRIA - ICEHL (1)

- Sean Collins — Black Wings Linz

### ENGLAND - EIHL (1)

- Michael Regush — Coventry Blaze

### GERMANY - DEL (3)

- Alex Green — Straubing Tigers
- Cody Haiskanen — Nürnberg Ice Tigers
- Alec McCrea — Düsseldorf EG

### GERMANY - DEL2 (1)

- Jake Weidner — EC Kassel Huskies

### ITALY - ICEHL (1)

- Matt Cairns — Asiago

### JAPAN - ASIA LEAGUE (1)

- Alex Rauter — Yokohama Griets

### NORWAY (1)

- Mitch Gillam — Frisk Asker

### RUSSIA - KHL (2)

- Kirill Gotovets — Dynamo Moskva
- Yanni Kaldis — Severstal Cherepovets

## CORNELLIANS IN THE NHL



### CORNELLIANS ACTIVELY IN THE NHL (2)

PLAYER	AT CORNELL	NHL SEASON	NHL TEAM
Morgan Barron	2017-20	4th	Winnipeg
Sam Malinski	2019-23	2nd	Colorado

### NHLers TO PLAY FOR SCHAFER AT CORNELL (30)

PLAYER	YEAR(S) COACHED	NHL CAREER	TEAM(S)
Joe Nieuwendyk	1986-87	1987-07	CGY, DAL, NJ, TOR, FLA
Corrie D'Alessio	1987-90	1992-93	HFD
Dan Ratushny	1988-90	1992-93	VAN
Ryan Hughes	1989-90	1995-96	BOS

### AS A HEAD COACH (26)

Brad Chartrand	1995-96	1999-04	LAK
P.C. Drouin	1995-96	1996-97	BOS
Jean-Marc Pelletier	1995-97	1998-04	PHI, PHX
Matt Underhill	1998-02	2003-04	CHI
Douglas Murray	1999-03	2005-14	SJ, PIT, MTL
Ryan Vesce	2000-04	2008-10	SJ
Mike Iggulden	2001-05	2007-09	SJ, NYI
David LeNeveu	2001-03	2005-11	PHX, CBJ
Matt Moulson	2002-06	2007-18	LA, NYI, BUF, MIN
Ryan O'Byrne	2003-06	2007-13	MTL, COL, TOR
Byron Bitz	2003-07	2008-12	BOS, FLA, VAN
Raymond Sawada	2004-08	2008-11	DAL
Colin Greening	2006-10	2010-16	OTT, TOR
Brendon Nash	2006-10	2010-11	MTL
Ben Scrivens	2006-10	2011-16	TOR, LA, EDM, MTL
Riley Nash	2007-10	2011-24	CAR, BOS, CBJ, WPG, TB, ARI, NYR
Sean Collins	2008-12	2012-16	CBJ, WSH
Brian Ferlin	2011-14	2014-15	BOS
Joakim Ryan	2011-15	2017-21	SJ, LA, CAR
Jacob MacDonald	2011-15	2018-24	FLA, COL, SJ
Cole Bardreau	2011-15	2019-23	NYI
Anthony Angello	2015-18	2019-22	PIT
Morgan Barron	2018-20	2020-25	NYR, WPG
Jeff Malott	2016-20	2021-22	WPG
Sam Malinski	2019-23	2023-25	COL
Matt Stienburg	2019-23	2024-25	COL

### CORNELLIANS IN HOCKEY HALL OF FAME (2)



### KEN DRYDEN

G | Montréal | CU from 1966-69

#### CAREER STATS

GP	SV	GAA	SV%
397	10,213	2.24	.922



5-time Vezina Trophy winner; 6-time All-Star



### JOE NIEUWENDYK

F | Calgary, Dallas, New Jersey, Toronto, Florida | CU from 1984-87

#### CAREER STATS

GP	G	A	PTS
1,257	564	562	1,126



1988 Calder; 1995 Clancy; 1999 Conn Smythe

**LIAM STEELE**

#2

**2024-25 STATS: 0 GP, 0 G, 0 A, 0 PTS, 0 PIM**

**Height:** 6-4 **Weight:** 240 lbs. **Shoots:** Right **Year:** Sophomore  
**Hometown:** Cobham, England  
**Previous Team:** Salmon Arm Silverbacks (BCHL)

SEASON	GP	G	A	PTS	SH	SH%	PN-MIN	+/-	PPG	SHG	GWG	BLK	FOW	FOL	FO%
2023-24	0	0	0	0	0	.000	0-0	E	0	0	0	0	0	0	.000
2024-25	0	0	0	0	0	.000	0-0	E	0	0	0	0	0	0	.000
<b>TOTALS</b>	<b>0</b>	<b>0</b>	<b>0</b>	<b>0</b>	<b>0</b>	<b>.000</b>	<b>0-0</b>	<b>E</b>	<b>0</b>	<b>0</b>	<b>0</b>	<b>0</b>	<b>0</b>	<b>0</b>	<b>.000</b>

**STEELE AT A GLANCE**

**Most Goals** \_\_\_\_\_ N/A  
**Most Assists** \_\_\_\_\_ N/A  
**Most Points** \_\_\_\_\_ N/A  
**First Goal** \_\_\_\_\_ N/A  
**First Assist** \_\_\_\_\_ N/A  
**Last Goal** \_\_\_\_\_ N/A  
**Last Assist** \_\_\_\_\_ N/A

**Longest Point Streak** \_\_\_\_\_ N/A  
**Longest Goal Streak** \_\_\_\_\_ N/A  
**Longest Assist Streak** \_\_\_\_\_ N/A

**JACK O'BRIEN**

#3

**2024-25 STATS: 7 GP, 0 G, 1 A, 1 PTS, 0 PIM**

**Height:** 6-0 **Weight:** 184 lbs. **Shoots:** Left **Year:** Junior  
**Hometown:** White Rock, British Columbia  
**Previous Team:** Nanaimo Clippers (BCHL)

SEASON	GP	G	A	PTS	SH	SH%	PN-MIN	+/-	PPG	SHG	GWG	BLK	FOW	FOL	FO%
2022-23	1	0	0	0	1	.000	0-0	E	0	0	0	0	0	0	.000
2023-24	9	0	0	0	5	.000	0-0	+4	0	0	0	2	0	0	.000
2024-25	7	0	1	1	2	.000	0-0	+2	0	0	0	3	0	0	.000
<b>TOTALS</b>	<b>17</b>	<b>0</b>	<b>1</b>	<b>1</b>	<b>8</b>	<b>.000</b>	<b>0-0</b>	<b>+6</b>	<b>0</b>	<b>0</b>	<b>0</b>	<b>5</b>	<b>0</b>	<b>0</b>	<b>.000</b>

**O'BRIEN AT A GLANCE**

**Most Goals** \_\_\_\_\_ N/A  
**Most Assists** \_\_\_\_\_ 1, at Dartmouth (11/15/24)  
**Most Points** \_\_\_\_\_ 1, at Dartmouth (11/15/24)

**First Goal** \_\_\_\_\_ N/A  
**First Assist** \_\_\_\_\_ at Dartmouth (11/15/24)  
**Last Goal** \_\_\_\_\_ N/A  
**Last Assist** \_\_\_\_\_ at Dartmouth (11/15/24) - 4 games

**Longest Point Streak** \_\_\_\_\_ N/A  
**Longest Goal Streak** \_\_\_\_\_ N/A  
**Longest Assist Streak** \_\_\_\_\_ N/A

**HANK KEMPF**

#4

**2024-25 STATS: 13 GP, 0 G, 4 A, 4 PTS, 8 PIM**

**Height:** 6-2 **Weight:** 203 lbs. **Shoots:** Left **Year:** Senior  
**Hometown:** Wilmette, Ill.  
**Previous Team:** Muskegon Lumberjacks (USHL)



SEASON	GP	G	A	PTS	SH	SH%	PN-MIN	+/-	PPG	SHG	GWG	BLK	FOW	FOL	FO%
2021-22	32	0	8	8	54	.000	3-6	+8	0	0	0	12	0	0	.000
2022-23	31	1	1	2	25	.040	5-10	+12	0	0	0	30	0	0	.000
2023-24	35	1	7	8	34	.029	6-12	+14	0	0	1	59	0	0	.000
2024-25	13	0	4	4	11	.000	4-8	+6	0	0	0	15	0	0	.000
<b>TOTALS</b>	<b>111</b>	<b>2</b>	<b>20</b>	<b>22</b>	<b>124</b>	<b>.016</b>	<b>18-36</b>	<b>+40</b>	<b>0</b>	<b>0</b>	<b>1</b>	<b>116</b>	<b>0</b>	<b>0</b>	<b>.000</b>

**KEMPF AT A GLANCE**

**Most Goals** \_\_\_\_\_ 1, (2x), Last: at Arizona State (1/13/24)  
**Most Assists** \_\_\_\_\_ 2, (2x), Last: vs. St. Lawrence (3/23/24)  
**Most Points** \_\_\_\_\_ 2, (2x), Last: vs. St. Lawrence (3/23/24)

**First Goal** \_\_\_\_\_ at RPI (1/7/23)  
**First Assist** \_\_\_\_\_ at Dartmouth (11/6/21)  
**Last Goal** \_\_\_\_\_ at Arizona State (1/13/24) - 32 games  
**Last Assist** \_\_\_\_\_ vs. Colgate (12/6/24) - 3 games

**Longest Point Streak** \_\_\_\_\_ 4 games (11/6/21 - 11/19/21)  
**Longest Goal Streak** \_\_\_\_\_ N/A  
**Longest Assist Streak** \_\_\_\_\_ 4 games (11/6/21 - 11/19/21)

**HOYT STANLEY**

#5

**2024-25 STATS: 13 GP, 0 G, 4 A, 4 PTS, 8 PIM**

**Height:** 6-3 **Weight:** 203 lbs. **Shoots:** Right **Year:** Sophomore  
**Hometown:** West Vancouver, British Columbia  
**Previous Team:** Victoria Grizzlies (BCHL)



SEASON	GP	G	A	PTS	SH	SH%	PN-MIN	+/-	PPG	SHG	GWG	BLK	FOW	FOL	FO%
2023-24	35	2	8	10	37	.054	11-22	+16	0	0	0	25	0	0	.000
2024-25	13	0	4	4	12	.000	4-8	+4	0	0	0	25	0	0	.000
<b>TOTALS</b>	<b>48</b>	<b>2</b>	<b>12</b>	<b>14</b>	<b>49</b>	<b>.041</b>	<b>15-30</b>	<b>+20</b>	<b>0</b>	<b>0</b>	<b>0</b>	<b>50</b>	<b>0</b>	<b>0</b>	<b>.000</b>

**STANLEY AT A GLANCE**

**Most Goals** \_\_\_\_\_ 1, (2x), Last: vs. Brown (2/16/24)  
**Most Assists** \_\_\_\_\_ 2, vs. UMass (1/3/25)  
**Most Points** \_\_\_\_\_ 2, vs. UMass (1/3/25)

**First Goal** \_\_\_\_\_ vs. UMass (12/29/23)  
**First Assist** \_\_\_\_\_ vs. Minnesota Duluth (10/27/23)  
**Last Goal** \_\_\_\_\_ vs. Brown (2/16/24) - 25 games  
**Last Assist** \_\_\_\_\_ vs. UMass (1/3/25) - 1 game

**Longest Point Streak** \_\_\_\_\_ 3 games (1/13/24 - 1/20/24)  
**Longest Goal Streak** \_\_\_\_\_ N/A  
**Longest Assist Streak** \_\_\_\_\_ 3 games (1/13/24 - 1/20/24)

**GEORGE FEGARAS**

#6

**2024-25 STATS: 7 GP, 0 G, 5 A, 5 PTS, 4 PIM**

**Height:** 6-2 **Weight:** 212 lbs. **Shoots:** Right **Year:** Sophomore  
**Hometown:** Richmond Hill, Ontario  
**Previous Team:** Muskegon Lumberjacks (USHL)



SEASON	GP	G	A	PTS	SH	SH%	PN-MIN	+/-	PPG	SHG	GWG	BLK	FOW	FOL	FO%
2023-24	33	3	4	7	57	.053	6-12	+9	1	0	0	19	0	0	.000
2024-25	7	0	5	5	16	.000	2-4	E	0	0	0	7	0	0	.000
<b>TOTALS</b>	<b>40</b>	<b>3</b>	<b>9</b>	<b>12</b>	<b>73</b>	<b>.041</b>	<b>8-16</b>	<b>+9</b>	<b>1</b>	<b>0</b>	<b>0</b>	<b>26</b>	<b>0</b>	<b>0</b>	<b>.000</b>

**FEGARAS AT A GLANCE**

**Most Goals** \_\_\_\_\_ 1, (3x), Last: vs. St. Lawrence (2/2/24)  
**Most Assists** \_\_\_\_\_ 2, (2x), Last: at Colgate (12/7/24)  
**Most Points** \_\_\_\_\_ 2, (3x), Last: at Colgate (12/7/24)

**First Goal** \_\_\_\_\_ at Brown (11/4/23)  
**First Assist** \_\_\_\_\_ at Brown (11/4/23)  
**Last Goal** \_\_\_\_\_ vs. St. Lawrence (2/2/24) - 20 games  
**Last Assist** \_\_\_\_\_ 2, at Colgate (12/7/24) - 2 games

**Longest Point Streak** \_\_\_\_\_ 2, (2x), Last: (12/6/24 - 12/7/24)  
**Longest Goal Streak** \_\_\_\_\_ N/A  
**Longest Assist Streak** \_\_\_\_\_ 2 games (12/6/24 - 12/7/24)

**JIMMY RAYHILL**

#7

**2024-25 STATS: 0 GP, 0 G, 0 A, 0 PTS, 0 PIM****Height:** 5-9 **Weight:** 174 lbs. **Shoots:** Right **Year:** Senior**Hometown:** New Hartford, N.Y.**Previous Team:** Odessa Jackalopes (NAHL)

SEASON	GP	G	A	PTS	SH	SH%	PN-MIN	+/-	PPG	SHG	GWG	BLK	FOW	FOL	FO%
2021-22	0	0	0	0	0	.000	0-0	E	0	0	0	0	0	0	.000
2022-23	0	0	0	0	0	.000	0-0	E	0	0	0	0	0	0	.000
2023-24	0	0	0	0	0	.000	0-0	E	0	0	0	0	0	0	.000
2024-25	0	0	0	0	0	.000	0-0	E	0	0	0	0	0	0	.000
<b>TOTALS</b>	<b>0</b>	<b>0</b>	<b>0</b>	<b>0</b>	<b>6</b>	<b>.000</b>	<b>0-0</b>	<b>E</b>	<b>0</b>	<b>0</b>	<b>0</b>	<b>0</b>	<b>0</b>	<b>0</b>	<b>.000</b>

**RAYHILL AT A GLANCE**

**Most Goals** \_\_\_\_\_ N/A  
**Most Assists** \_\_\_\_\_ N/A  
**Most Points** \_\_\_\_\_ N/A

**First Goal** \_\_\_\_\_ N/A  
**First Assist** \_\_\_\_\_ N/A  
**Last Goal** \_\_\_\_\_ N/A  
**Last Assist** \_\_\_\_\_ N/A

**Longest Point Streak** \_\_\_\_\_ N/A  
**Longest Goal Streak** \_\_\_\_\_ N/A  
**Longest Assist Streak** \_\_\_\_\_ N/A

**LUKE DEVLIN**

#8

**2024-25 STATS: 0 GP, 0 G, 0 A, 0 PTS, 0 PIM****Height:** 6-3 **Weight:** 209 lbs. **Shoots:** Left **Year:** Sophomore**Hometown:** Memphis, Tenn.**Previous Team:** West Kelowna Warriors (BCHL)

SEASON	GP	G	A	PTS	SH	SH%	PN-MIN	+/-	PPG	SHG	GWG	BLK	FOW	FOL	FO%
2023-24	30	6	2	8	29	.207	6-12	+1	0	0	1	7	26	37	.413
2024-25	0	0	0	0	0	.000	0-0	E	0	0	0	0	0	0	.000
<b>TOTALS</b>	<b>30</b>	<b>6</b>	<b>2</b>	<b>8</b>	<b>29</b>	<b>.207</b>	<b>6-12</b>	<b>+1</b>	<b>0</b>	<b>0</b>	<b>1</b>	<b>7</b>	<b>26</b>	<b>37</b>	<b>.413</b>

**DEVLIN AT A GLANCE**

**Most Goals** \_\_\_\_\_ 1, (6x), Last: at RPI (2/9/24)  
**Most Assists** \_\_\_\_\_ 1, (2x), Last: at Union (2/10/24)  
**Most Points** \_\_\_\_\_ 2, vs. Clarkson (2/3/24)

**First Goal** \_\_\_\_\_ at Yale (11/3/23)  
**First Assist** \_\_\_\_\_ vs. Clarkson (2/3/24)  
**Last Goal** \_\_\_\_\_ at RPI (2/9/24) - 8 games  
**Last Assist** \_\_\_\_\_ at Union (2/10/24) - 7 games

**Longest Point Streak** \_\_\_\_\_ 4 games (2/2/24 - 2/10/24)  
**Longest Goal Streak** \_\_\_\_\_ 3 games (2/2/24 - 2/9/24)  
**Longest Assist Streak** \_\_\_\_\_ N/A

**JACK O'LEARY**

#9

**2024-25 STATS: 13 GP, 4 G, 3 A, 7 PTS, 2 PIM****Height:** 5-7 **Weight:** 158 lbs. **Shoots:** Right **Year:** Senior**Hometown:** St. James, N.Y.**Previous Team:** Cedar Rapids RoughRiders (USHL)

SEASON	GP	G	A	PTS	SH	SH%	PN-MIN	+/-	PPG	SHG	GWG	BLK	FOW	FOL	FO%
2021-22	11	1	1	2	9	.111	4-19	+3	0	0	0	1	0	0	.000
2022-23	29	6	11	17	30	.200	4-8	+19	0	0	2	19	0	1	.000
2023-24	35	7	8	15	43	.163	6-12	+15	0	0	1	12	2	7	.222
2024-25	13	4	3	7	14	.286	1-2	+4	0	0	0	5	5	4	.556
<b>TOTALS</b>	<b>88</b>	<b>18</b>	<b>23</b>	<b>41</b>	<b>96</b>	<b>.188</b>	<b>15-41</b>	<b>+41</b>	<b>0</b>	<b>0</b>	<b>3</b>	<b>37</b>	<b>7</b>	<b>12</b>	<b>.368</b>

**O'LEARY AT A GLANCE**

**Most Goals** \_\_\_\_\_ 1, (18x), Last: vs. Colgate (12/6/24)  
**Most Assists** \_\_\_\_\_ 1, (23x), Last: vs. UMass (1/3/25)  
**Most Points** \_\_\_\_\_ 2, (8x), Last: vs. Harvard (3/15/24)

**First Goal** \_\_\_\_\_ at North Dakota (1/7/22)  
**First Assist** \_\_\_\_\_ at North Dakota (1/7/22)  
**Last Goal** \_\_\_\_\_ vs. Colgate (12/6/24) - 3 games  
**Last Assist** \_\_\_\_\_ vs. UMass (1/3/25) - 1 game

**Longest Point Streak** \_\_\_\_\_ 5 games (11/23/24 - 1/3/25)  
**Longest Goal Streak** \_\_\_\_\_ 2, (3x), Last: (11/30/24 - 12/6/24)  
**Longest Assist Streak** \_\_\_\_\_ 3, (3x), Last: (2/3/24 - 2/10/24)

**JAKE KRAFT**

#10

**2024-25 STATS: 13 GP, 2 G, 3 A, 5 PTS, 0 PIM****Height:** 5-8 **Weight:** 180 lbs. **Shoots:** Left **Year:** Sophomore**Hometown:** Churchville, N.Y.**Previous Team:** Cedar Rapids RoughRiders (USHL)

SEASON	GP	G	A	PTS	SH	SH%	PN-MIN	+/-	PPG	SHG	GWG	BLK	FOW	FOL	FO%
2023-24	35	4	9	13	47	.085	1-2	+6	0	0	1	13	2	0	1.000
2024-25	13	2	3	5	29	.069	0-0	+4	0	0	0	1	0	4	.000
<b>TOTALS</b>	<b>48</b>	<b>6</b>	<b>12</b>	<b>18</b>	<b>76</b>	<b>.079</b>	<b>1-2</b>	<b>+10</b>	<b>0</b>	<b>0</b>	<b>1</b>	<b>14</b>	<b>2</b>	<b>4</b>	<b>.333</b>

**KRAFT AT A GLANCE**

**Most Goals** \_\_\_\_\_ 1, (6x), Last: vs. Princeton (11/23/24)  
**Most Assists** \_\_\_\_\_ 1, (11x), Last: at Colgate (12/7/24)  
**Most Points** \_\_\_\_\_ 2, (2x), Last: vs. North Dakota (11/2/24)

**First Goal** \_\_\_\_\_ vs. Harvard (11/11/23)  
**First Assist** \_\_\_\_\_ at Yale (11/3/23)  
**Last Goal** \_\_\_\_\_ vs. Princeton (11/23/24) - 5 games  
**Last Assist** \_\_\_\_\_ at Colgate (12/7/24) - 2 games

**Longest Point Streak** \_\_\_\_\_ 4 games (1/27/24 - 2/9/24)  
**Longest Goal Streak** \_\_\_\_\_ 2 games (2/2/24 - 2/3/24)  
**Longest Assist Streak** \_\_\_\_\_ 2, (3x), Last: (11/2/24 - 11/8/24)

**SEAN DONALDSON**

#11

**2024-25 STATS: 10 GP, 0 G, 0 A, 0 PTS, 19 PIM****Height:** 5-11 **Weight:** 192 lbs. **Shoots:** Left **Year:** Junior**Hometown:** Vancouver, British Columbia**Previous Team:** Nanaimo Clippers (BCHL)

SEASON	GP	G	A	PTS	SH	SH%	PN-MIN	+/-	PPG	SHG	GWG	BLK	FOW	FOL	FO%
2022-23	22	3	7	10	34	.088	0-0	4	1	0	0	3	0	0	.000
2023-24	10	0	0	0	12	.000	0-0	-1	0	0	0	1	0	0	.000
2024-25	10	0	0	0	10	.000	4-19	-4	0	0	0	1	0	1	.000
<b>TOTALS</b>	<b>42</b>	<b>3</b>	<b>7</b>	<b>10</b>	<b>56</b>	<b>.054</b>	<b>4-19</b>	<b>-1</b>	<b>1</b>	<b>0</b>	<b>0</b>	<b>5</b>	<b>0</b>	<b>1</b>	<b>.000</b>

**DONALDSON AT A GLANCE**

**Most Goals** \_\_\_\_\_ 1, (3x), Last: vs. Princeton (1/21/23)  
**Most Assists** \_\_\_\_\_ 2, (2x), Last: vs. Brown (11/19/22)  
**Most Points** \_\_\_\_\_ 2, (2x), Last: vs. Brown (11/19/22)

**First Goal** \_\_\_\_\_ at Minnesota Duluth (10/29/22)  
**First Assist** \_\_\_\_\_ 2, vs. Yale (11/18/22)  
**Last Goal** \_\_\_\_\_ vs. Princeton (1/21/23) - 25 games  
**Last Assist** \_\_\_\_\_ vs. AIC (12/30/22) - 29 games

**Longest Point Streak** \_\_\_\_\_ 3 games (11/18/22 - 11/22/22)  
**Longest Goal Streak** \_\_\_\_\_ N/A  
**Longest Assist Streak** \_\_\_\_\_ 3 games (11/18/22 - 11/22/22)



**TIM REGO**

#12

**2024-25 STATS: 13 GP, 3 G, 4 A, 7 PTS, 16 PIM****Height:** 6-0 **Weight:** 186 lbs. **Shoots:** Right **Year:** Senior**Hometown:** Mansfield, Mass.**Previous Team:** Brooks Bandits (AJHL)

SEASON	GP	G	A	PTS	SH	SH%	PN-MIN	+/-	PPG	SHG	GWG	BLK	FOW	FOL	FO%
2021-22	32	2	9	11	29	.069	3-6	+4	0	0	0	22	0	0	.000
2022-23	33	2	7	9	28	.071	8-16	+18	0	0	2	30	0	0	.000
2023-24	35	2	8	10	37	.054	7-14	+21	1	0	0	52	0	0	.000
2024-25	13	3	4	7	17	.176	4-16	+3	0	0	1	15	0	1	.000
<b>TOTALS</b>	<b>113</b>	<b>9</b>	<b>28</b>	<b>37</b>	<b>111</b>	<b>.081</b>	<b>22-52</b>	<b>+46</b>	<b>1</b>	<b>0</b>	<b>3</b>	<b>119</b>	<b>0</b>	<b>1</b>	<b>.000</b>

**REGO AT A GLANCE**

**Most Goals** \_\_\_\_\_ 2, vs. RPI (11/13/21)  
**Most Assists** \_\_\_\_\_ 2, at Harvard (11/5/21)  
**Most Points** \_\_\_\_\_ 3, vs. RPI (11/13/21)

**First Goal** \_\_\_\_\_ 2, vs. RPI (11/13/21)  
**First Assist** \_\_\_\_\_ 2, at Harvard (11/5/21)  
**Last Goal** \_\_\_\_\_ vs. UMass (1/3/25) - 1 game  
**Last Assist** \_\_\_\_\_ vs. Princeton (11/23/24) - 5 games

**Longest Point Streak** \_\_\_\_\_ 3, (2x), Last: (11/16/24 - 11/23/24)  
**Longest Goal Streak** \_\_\_\_\_ N/A  
**Longest Assist Streak** \_\_\_\_\_ 3, (2x), Last: (11/16/24 - 11/23/24)

**MARIAN MOSKO**

#13

**2024-25 STATS: 0 GP, 0 G, 0 A, 0 PTS, 0 PIM****Height:** 5-11 **Weight:** 181 lbs. **Shoots:** Left **Year:** Sophomore**Hometown:** Visolaje, Slovakia**Previous Team:** Fargo Force (USHL)

SEASON	GP	G	A	PTS	SH	SH%	PN-MIN	+/-	PPG	SHG	GWG	BLK	FOW	FOL	FO%
2023-24	11	0	1	1	2	.000	0-0	+3	0	0	0	3	0	0	.000
2024-25	0	0	0	0	0	.000	0-0	E	0	0	0	0	0	0	.000
<b>TOTALS</b>	<b>11</b>	<b>0</b>	<b>1</b>	<b>1</b>	<b>2</b>	<b>.000</b>	<b>0-0</b>	<b>+3</b>	<b>0</b>	<b>0</b>	<b>0</b>	<b>3</b>	<b>0</b>	<b>0</b>	<b>.000</b>

**MOSKO AT A GLANCE**

**Most Goals** \_\_\_\_\_ N/A  
**Most Assists** \_\_\_\_\_ 1, vs. Princeton (1/19/24)  
**Most Points** \_\_\_\_\_ 1, vs. Princeton (1/19/24)

**First Goal** \_\_\_\_\_ N/A  
**First Assist** \_\_\_\_\_ vs. Princeton (1/19/24)  
**Last Goal** \_\_\_\_\_ N/A  
**Last Assist** \_\_\_\_\_ vs. Princeton (1/19/24) - 7 games

**Longest Point Streak** \_\_\_\_\_ N/A  
**Longest Goal Streak** \_\_\_\_\_ N/A  
**Longest Assist Streak** \_\_\_\_\_ N/A

**RYAN WALSH**

#14

**2024-25 STATS: 13 GP, 6 G, 5 A, 11 PTS, 12 PIM****Height:** 6-1 **Weight:** 188 lbs. **Shoots:** Right **Year:** Sophomore**Hometown:** Rochester, N.Y.**Previous Team:** Cedar Rapids RoughRiders (USHL)

SEASON	GP	G	A	PTS	SH	SH%	PN-MIN	+/-	PPG	SHG	GWG	BLK	FOW	FOL	FO%
2023-24	35	12	10	22	73	.164	9-21	+5	4	0	5	9	251	241	.510
2024-25	13	6	5	11	30	.200	6-12	+2	3	0	0	8	154	120	.562
<b>TOTALS</b>	<b>48</b>	<b>18</b>	<b>15</b>	<b>33</b>	<b>103</b>	<b>.175</b>	<b>15-33</b>	<b>+7</b>	<b>7</b>	<b>0</b>	<b>5</b>	<b>17</b>	<b>405</b>	<b>361</b>	<b>.529</b>

**WALSH AT A GLANCE**

**Most Goals** \_\_\_\_\_ 1, (18x), Last: vs. UMass(1/3/25)  
**Most Assists** \_\_\_\_\_ 2, (2x), Last: vs. North Dakota (11/2/24)  
**Most Points** \_\_\_\_\_ 3, vs. North Dakota (11/2/24)

**First Goal** \_\_\_\_\_ vs. Minnesota Duluth (10/27/23)  
**First Assist** \_\_\_\_\_ vs. Minnesota Duluth (10/27/23)  
**Last Goal** \_\_\_\_\_ vs. UMass (1/3/25) - 1 game  
**Last Assist** \_\_\_\_\_ vs. Quinnipiac (11/30/24) - 4 games

**Longest Point Streak** \_\_\_\_\_ 3, (5x), Last: (11/23/24 - 12/6/24)  
**Longest Goal Streak** \_\_\_\_\_ 3 games (1/27/24 - 2/3/24)  
**Longest Assist Streak** \_\_\_\_\_ 3 games (2/23/24 - 3/1/24)

**TYLER CATALANO**

#15

**2024-25 STATS: 13 GP, 2 G, 2 A, 4 PTS, 8 PIM****Height:** 6-4 **Weight:** 216 lbs. **Shoots:** Right **Year:** Sophomore**Hometown:** St. Louis, Mo.**Previous Team:** Youngstown Phantoms (USHL)

SEASON	GP	G	A	PTS	SH	SH%	PN-MIN	+/-	PPG	SHG	GWG	BLK	FOW	FOL	FO%
2023-24	24	1	4	5	19	.053	3-14	-1	0	0	0	15	74	79	.484
2024-25	13	2	2	4	13	.154	4-8	+1	0	0	1	5	50	52	.490
<b>TOTALS</b>	<b>37</b>	<b>3</b>	<b>6</b>	<b>9</b>	<b>32</b>	<b>.094</b>	<b>7-22</b>	<b>E</b>	<b>0</b>	<b>0</b>	<b>1</b>	<b>20</b>	<b>124</b>	<b>131</b>	<b>.486</b>

**CATALANO AT A GLANCE**

**Most Goals** \_\_\_\_\_ 1, (3x), Last: at Dartmouth (11/15/24)  
**Most Assists** \_\_\_\_\_ 1, (6x), Last: at Colgate (12/7/24)  
**Most Points** \_\_\_\_\_ 1, (9x), Last: at Colgate (12/7/24)

**First Goal** \_\_\_\_\_ vs. Yale (2/17/24)  
**First Assist** \_\_\_\_\_ vs. St. Lawrence (2/2/24)  
**Last Goal** \_\_\_\_\_ at Dartmouth (11/15/24) - 8 games  
**Last Assist** \_\_\_\_\_ at Colgate (12/7/24) - 2 games

**Longest Point Streak** \_\_\_\_\_ 3 games (2/2/24 - 2/9/24)  
**Longest Goal Streak** \_\_\_\_\_ N/A  
**Longest Assist Streak** \_\_\_\_\_ 3 games (2/2/24 - 2/9/24)

**CHARLIE MAJOR**

#16

**2024-25 STATS: 13 GP, 1 G, 5 A, 6 PTS, 2 PIM****Height:** 5-10 **Weight:** 180 lbs. **Shoots:** Right **Year:** Freshman**Hometown:** Skaneateles, N.Y.**Previous Team:** Chicago Steel (USHL)

SEASON	GP	G	A	PTS	SH	SH%	PN-MIN	+/-	PPG	SHG	GWG	BLK	FOW	FOL	FO%
2024-25	13	1	5	6	30	.033	1-2	+4	0	0	1	5	55	58	.487
<b>TOTALS</b>	<b>13</b>	<b>1</b>	<b>5</b>	<b>6</b>	<b>30</b>	<b>.033</b>	<b>1-2</b>	<b>+4</b>	<b>0</b>	<b>0</b>	<b>1</b>	<b>5</b>	<b>55</b>	<b>58</b>	<b>.487</b>

**MAJOR AT A GLANCE**

**Most Goals** \_\_\_\_\_ 1, vs. Colgate (12/6/24)  
**Most Assists** \_\_\_\_\_ 1, (5x), Last: vs. Colgate (12/6/24)  
**Most Points** \_\_\_\_\_ 2, vs. Colgate (12/6/24)

**First Goal** \_\_\_\_\_ vs. Colgate (12/6/24)  
**First Assist** \_\_\_\_\_ vs. North Dakota (11/2/24)  
**Last Goal** \_\_\_\_\_ vs. Colgate (12/6/24) - 3 games  
**Last Assist** \_\_\_\_\_ vs. Colgate (12/6/24) - 3 games

**Longest Point Streak** \_\_\_\_\_ 2 games (11/15/24 - 11/16/24)  
**Longest Goal Streak** \_\_\_\_\_ N/A  
**Longest Assist Streak** \_\_\_\_\_ 2 games (11/15/24 - 11/16/24)



## DALTON BANCROFT

#17

**2024-25 STATS: 13 GP, 6 G, 2 A, 8 PTS, 19 PIM**
**Height:** 6-3 **Weight:** 207 lbs. **Shoots:** Right **Year:** Junior

**Hometown:** Madoc, Ontario

**Previous Team:** Trenton Golden Hawks (OJHL)

SEASON	GP	G	A	PTS	SH	SH%	PN-MIN	+/-	PPG	SHG	GWG	BLK	FOW	FOL	FO%
2022-23	33	9	12	21	66	.136	8-19	+9	5	0	2	15	1	3	.250
2023-24	34	12	19	31	77	.156	7-25	+14	7	0	2	20	0	1	.000
2024-25	13	6	2	8	39	.154	4-19	+2	0	1	3	8	4	4	.500
<b>TOTALS</b>	<b>80</b>	<b>27</b>	<b>33</b>	<b>60</b>	<b>182</b>	<b>.148</b>	<b>19-63</b>	<b>+25</b>	<b>12</b>	<b>1</b>	<b>7</b>	<b>43</b>	<b>5</b>	<b>8</b>	<b>.385</b>

### BANCROFT AT A GLANCE

**Most Goals** \_\_\_\_\_ 3, vs. UConn (11/26/22)

**Most Assists** \_\_\_\_\_ 2, (4x), Last: vs. St. Lawrence (3/23/24)

**Most Points** \_\_\_\_\_ 3, (4x), Last: vs. Brown (11/9/24)

**First Goal** \_\_\_\_\_ vs. Yale (11/18/22)

**First Assist** \_\_\_\_\_ at Minnesota Duluth (10/28/22)

**Last Goal** \_\_\_\_\_ vs. UMass (1/3/25) - 1 game

**Last Assist** \_\_\_\_\_ at Colgate (12/7/24) - 2 games

**Longest Point Streak** \_\_\_\_\_ 4, (4x), Last: (3/15/24 - 3/23/24)

**Longest Goal Streak** \_\_\_\_\_ 2, (4x), Last: (11/23/24 - 11/30/24)

**Longest Assist Streak** \_\_\_\_\_ 4 games (3/15/24 - 3/23/24)


## KYLER KOVICH

#18

**2024-25 STATS: 13 GP, 1 G, 1 A, 2 PTS, 0 PIM**
**Height:** 6-2 **Weight:** 185 lbs. **Shoots:** Left **Year:** Senior

**Hometown:** Coquitlam, British Columbia

**Previous Team:** Tri-City Storm (USHL)

SEASON	GP	G	A	PTS	SH	SH%	PN-MIN	+/-	PPG	SHG	GWG	BLK	FOW	FOL	FO%
2021-22	19	3	1	4	13	.231	4-8	+6	0	0	1	7	1	0	1.000
2022-23	16	1	2	3	10	.100	2-4	+3	0	0	0	2	0	0	.000
2023-24	7	0	1	1	7	.000	1-2	+1	0	0	0	3	0	1	.000
2024-25	13	1	1	2	12	.083	0-0	+3	0	0	0	5	5	4	.556
<b>TOTALS</b>	<b>55</b>	<b>5</b>	<b>5</b>	<b>10</b>	<b>42</b>	<b>.119</b>	<b>7-14</b>	<b>+13</b>	<b>0</b>	<b>0</b>	<b>1</b>	<b>17</b>	<b>6</b>	<b>5</b>	<b>.545</b>

### KOVICH AT A GLANCE

**Most Goals** \_\_\_\_\_ 1, (5x), Last: at Colgate (12/7/24)

**Most Assists** \_\_\_\_\_ 1, (5x), Last: vs. Brown (11/9/24)

**Most Points** \_\_\_\_\_ 1, (10x), Last: at Colgate (12/7/24)

**First Goal** \_\_\_\_\_ vs. Boston University (11/27/21)

**First Assist** \_\_\_\_\_ at Dartmouth (11/6/21)

**Last Goal** \_\_\_\_\_ at Colgate (12/7/24) - 2 games

**Last Assist** \_\_\_\_\_ vs. Brown (11/9/24) - 9 games

**Longest Point Streak** \_\_\_\_\_ 2, (2x), Last: (2/24/23 - 2/25/23)

**Longest Goal Streak** \_\_\_\_\_ 2 games (1/7/22 - 1/8/22)

**Longest Assist Streak** \_\_\_\_\_ 2 games (2/24/23 - 2/25/23)


## SULLIVAN MACK

#19

**2024-25 STATS: 9 GP, 2 G, 2 A, 4 PTS, 0 PIM**
**Height:** 6-1 **Weight:** 194 lbs. **Shoots:** Left **Year:** Senior

**Hometown:** Anchorage, Alaska

**Previous Team:** Salmon Arm Silverbacks (BCHL)

SEASON	GP	G	A	PTS	SH	SH%	PN-MIN	+/-	PPG	SHG	GWG	BLK	FOW	FOL	FO%
2021-22	20	1	1	2	27	.037	2-4	-3	0	0	1	5	0	0	.000
2022-23	25	6	4	10	29	.207	4-8	+6	0	0	2	13	0	0	.000
2023-24	29	7	10	17	44	.159	1-2	+6	0	1	1	7	0	1	.000
2024-25	9	2	2	4	21	.095	0-0	+4	0	0	0	6	3	3	.500
<b>TOTALS</b>	<b>83</b>	<b>16</b>	<b>17</b>	<b>33</b>	<b>121</b>	<b>.132</b>	<b>7-14</b>	<b>+13</b>	<b>0</b>	<b>1</b>	<b>4</b>	<b>31</b>	<b>3</b>	<b>4</b>	<b>.429</b>

### MACK AT A GLANCE

**Most Goals** \_\_\_\_\_ 2, (3x), Last: vs. Maine (3/28/24)

**Most Assists** \_\_\_\_\_ 2, (3x), Last: at RPI (2/9/24)

**Most Points** \_\_\_\_\_ 2, (11x), Last: vs. Quinnipiac (11/30/24)

**First Goal** \_\_\_\_\_ at Princeton (2/26/22)

**First Assist** \_\_\_\_\_ vs. RPI (11/13/21)

**Last Goal** \_\_\_\_\_ vs. Quinnipiac (11/30/24) - 4 games

**Last Assist** \_\_\_\_\_ vs. Quinnipiac (11/30/24) - 4 games

**Longest Point Streak** \_\_\_\_\_ 4 games (11/18/22 - 11/26/22)

**Longest Goal Streak** \_\_\_\_\_ N/A

**Longest Assist Streak** \_\_\_\_\_ 3 games (2/3/24 - 2/10/24)


## BEN ROBERTSON

#21

**2024-25 STATS: 13 GP, 1 G, 5 A, 6 PTS, 2 PIM**
**Height:** 5-11 **Weight:** 191 lbs. **Shoots:** Left **Year:** Sophomore

**Hometown:** Potomac Falls, Va.

**Previous Team:** Waterloo Black Hawks (USHL)

SEASON	GP	G	A	PTS	SH	SH%	PN-MIN	+/-	PPG	SHG	GWG	BLK	FOW	FOL	FO%
2023-24	35	5	18	23	76	.066	1-2	+19	2	0	1	38	0	0	.000
2024-25	13	1	5	6	15	.067	1-2	+2	1	0	0	12	0	0	.000
<b>TOTALS</b>	<b>48</b>	<b>6</b>	<b>23</b>	<b>29</b>	<b>91</b>	<b>.066</b>	<b>2-4</b>	<b>+21</b>	<b>3</b>	<b>0</b>	<b>1</b>	<b>50</b>	<b>0</b>	<b>0</b>	<b>.000</b>

### ROBERTSON AT A GLANCE

**Most Goals** \_\_\_\_\_ 2, vs. Harvard (3/16/24)

**Most Assists** \_\_\_\_\_ 2, (2x), Last: at Colgate (12/1/23)

**Most Points** \_\_\_\_\_ 2, (4x), Last: vs. Princeton (11/23/24)

**First Goal** \_\_\_\_\_ at Arizona State (1/12/24)

**First Assist** \_\_\_\_\_ vs. Minnesota Duluth (10/27/23)

**Last Goal** \_\_\_\_\_ vs. Princeton (11/23/24) - 5 games

**Last Assist** \_\_\_\_\_ vs. UMass (1/3/25) - 1 game

**Longest Point Streak** \_\_\_\_\_ 7 games (10/27/23 - 11/17/23)

**Longest Goal Streak** \_\_\_\_\_ 2 games (1/12/24 - 1/13/24)

**Longest Assist Streak** \_\_\_\_\_ 7 games (10/27/23 - 11/17/23)


## KYLE PENNEY

#22

**2024-25 STATS: 8 GP, 3 G, 0 A, 3 PTS, 0 PIM**
**Height:** 6-1 **Weight:** 210 lbs. **Shoots:** Left **Year:** Senior

**Hometown:** Lawrencetown, Nova Scotia

**Previous Team:** Chilliwack Chiefs (BCHL)

SEASON	GP	G	A	PTS	SH	SH%	PN-MIN	+/-	PPG	SHG	GWG	BLK	FOW	FOL	FO%
2021-22	32	8	6	14	59	.136	4-8	+3	0	0	0	23	25	36	.410
2022-23	33	7	11	18	45	.156	2-4	+9	1	0	1	14	45	60	.429
2023-24	35	10	18	28	66	.152	5-18	+30	0	0	2	28	21	16	.568
2024-25	8	3	0	3	21	.143	0-0	+5	0	1	0	1	12	14	.462
<b>TOTALS</b>	<b>108</b>	<b>28</b>	<b>35</b>	<b>63</b>	<b>191</b>	<b>.147</b>	<b>11-30</b>	<b>+47</b>	<b>1</b>	<b>1</b>	<b>3</b>	<b>66</b>	<b>103</b>	<b>126</b>	<b>.450</b>

### PENNEY AT A GLANCE

**Most Goals** \_\_\_\_\_ 2, at Dartmouth (11/15/24)

**Most Assists** \_\_\_\_\_ 2, (6x), Last: vs. Harvard (3/16/24)

**Most Points** \_\_\_\_\_ 3, (2x), Last: at Yale (2/25/23)

**First Goal** \_\_\_\_\_ at Dartmouth (11/6/21)

**First Assist** \_\_\_\_\_ vs. Boston University (11/27/21)

**Last Goal** \_\_\_\_\_ 2, at Dartmouth (11/15/24) - 3 games

**Last Assist** \_\_\_\_\_ vs. Denver (3/30/24) - 8 games

**Longest Point Streak** \_\_\_\_\_ 5 games (2/2/24 - 2/16/24)

**Longest Goal Streak** \_\_\_\_\_ 2, (7x), Last: (2/2/24 - 2/3/24)

**Longest Assist Streak** \_\_\_\_\_ 4 games (12/30/23 - 1/19/24)



## WINTER WALLACE

### #23

**2024-25 STATS: 0 GP, 0 G, 0 A, 0 PTS, 0 PIM**
**Height: 6-4 Weight: 222 lbs. Shoots: Right Year: Junior**
**Hometown: Boulder, Colo.**
**Previous Team: Youngstown Phantoms (USHL)**

SEASON	GP	G	A	PTS	SH	SH%	PN-MIN	+/-	PPG	SHG	GWG	BLK	FOW	FOL	FO%
2022-23	23	3	5	8	21	.143	9-18	+7	0	0	0	3	0	0	.000
2023-24	26	1	1	2	15	.067	6-12	-2	0	0	0	8	3	7	.300
2024-25	0	0	0	0	0	.000	0-0	E	0	0	0	0	0	0	.000
<b>TOTALS</b>	<b>49</b>	<b>4</b>	<b>6</b>	<b>10</b>	<b>36</b>	<b>.111</b>	<b>15-30</b>	<b>+5</b>	<b>0</b>	<b>0</b>	<b>0</b>	<b>11</b>	<b>3</b>	<b>7</b>	<b>.300</b>

#### WALLACE AT A GLANCE

**Most Goals** \_\_\_\_\_ 1, (4x), Last: at Union (2/10/24)  
**Most Assists** \_\_\_\_\_ 1, (6x), Last: at Brown (11/4/23)  
**Most Points** \_\_\_\_\_ 1, (10x), Last: at Union (2/10/24)

**First Goal** \_\_\_\_\_ at Minnesota Duluth (10/28/22)  
**First Assist** \_\_\_\_\_ at Clarkson (11/12/22)  
**Last Goal** \_\_\_\_\_ at Union (2/10/24) - 9 games  
**Last Assist** \_\_\_\_\_ at Brown (11/4/23) - 22 games

**Longest Point Streak** \_\_\_\_\_ 2, (2x), Last: (2/11/23 - 2/17/23)  
**Longest Goal Streak** \_\_\_\_\_ N/A  
**Longest Assist Streak** \_\_\_\_\_ 2 games (2/11/23 - 2/17/23)



## NICHOLAS WOLFENBERG

### #24

**2024-25 STATS: 7 GP, 1 G, 0 A, 1 PTS, 0 PIM**
**Height: 6-2 Weight: 212 lbs. Shoots: Right Year: Freshman**
**Hometown: Calgary, Alberta**
**Previous Team: Okotoks Oilers (BCHL)**

SEASON	GP	G	A	PTS	SH	SH%	PN-MIN	+/-	PPG	SHG	GWG	BLK	FOW	FOL	FO%
2024-25	7	1	0	1	5	.200	0-0	+1	0	0	0	2	0	0	.000
<b>TOTALS</b>	<b>7</b>	<b>1</b>	<b>0</b>	<b>1</b>	<b>5</b>	<b>.200</b>	<b>0-0</b>	<b>+1</b>	<b>0</b>	<b>0</b>	<b>0</b>	<b>2</b>	<b>0</b>	<b>0</b>	<b>.000</b>

#### WOLFENBERG AT A GLANCE

**Most Goals** \_\_\_\_\_ 1, vs. North Dakota (11/1/24)  
**Most Assists** \_\_\_\_\_ N/A  
**Most Points** \_\_\_\_\_ 1, vs. North Dakota (11/1/24)

**First Goal** \_\_\_\_\_ vs. North Dakota (11/1/24)  
**First Assist** \_\_\_\_\_ N/A  
**Last Goal** \_\_\_\_\_ vs. North Dakota (11/1/24) - 6 games  
**Last Assist** \_\_\_\_\_ N/A

**Longest Point Streak** \_\_\_\_\_ N/A  
**Longest Goal Streak** \_\_\_\_\_ N/A  
**Longest Assist Streak** \_\_\_\_\_ N/A



## ONDREJ PSENICKA

### #26

**2024-25 STATS: 9 GP, 3 G, 3 A, 6 PTS, 4 PIM**
**Height: 6-6 Weight: 209 lbs. Shoots: Left Year: Senior**
**Hometown: Praha, Czechia**
**Previous Team: Waterloo Black Hawks (USHL)**

SEASON	GP	G	A	PTS	SH	SH%	PN-MIN	+/-	PPG	SHG	GWG	BLK	FOW	FOL	FO%
2021-22	32	12	9	21	68	.176	9-18	+21	2	1	3	11	18	17	.514
2022-23	34	8	7	15	60	.133	5-10	+15	1	0	1	9	41	43	.488
2023-24	35	9	12	21	56	.161	8-30	+13	2	0	1	29	5	9	.537
2024-25	9	3	3	6	16	.188	2-4	+1	1	0	0	5	0	2	.000
<b>TOTALS</b>	<b>110</b>	<b>32</b>	<b>31</b>	<b>63</b>	<b>200</b>	<b>.160</b>	<b>24-62</b>	<b>+50</b>	<b>6</b>	<b>1</b>	<b>5</b>	<b>54</b>	<b>64</b>	<b>71</b>	<b>.474</b>

#### PSENICKA AT A GLANCE

**Most Goals** \_\_\_\_\_ 2, (4x), Last: at Colgate (12/7/24)  
**Most Assists** \_\_\_\_\_ 2, (3x), Last: vs. Harvard (3/16/24)  
**Most Points** \_\_\_\_\_ 3, (2x), Last: vs. AIC (12/29/22)

**First Goal** \_\_\_\_\_ vs. Alaska (10/29/21)  
**First Assist** \_\_\_\_\_ at Dartmouth (11/6/21)  
**Last Goal** \_\_\_\_\_ 2, at Colgate (12/7/24) - 2 games  
**Last Assist** \_\_\_\_\_ vs. UMass (1/3/25) - 1 game

**Longest Point Streak** \_\_\_\_\_ 4 games (3/11/22 - 10/28/22)  
**Longest Goal Streak** \_\_\_\_\_ 2, (6x), Last: (2/9/24 - 2/10/24)  
**Longest Assist Streak** \_\_\_\_\_ 4 games (3/11/22 - 10/28/22)



## MICHAEL SUDA

### #27

**2024-25 STATS: 12 GP, 0 G, 4 A, 4 PTS, 2 PIM**
**Height: 6-1 Weight: 187 lbs. Shoots: Left Year: Senior**
**Hometown: Cheektowaga, N.Y.**
**Previous Team: Fargo Force (USHL)**

SEASON	GP	G	A	PTS	SH	SH%	PN-MIN	+/-	PPG	SHG	GWG	BLK	FOW	FOL	FO%
2021-22	6	0	0	0	5	.000	0-0	-1	0	0	0	1	0	0	.000
2022-23	33	1	6	7	27	.037	4-8	+8	0	0	1	16	0	0	.000
2023-24	32	0	5	5	46	.000	5-10	+13	0	0	0	26	0	0	.000
2024-25	13	0	4	4	15	.000	1-2	+3	0	0	0	9	0	0	.000
<b>TOTALS</b>	<b>84</b>	<b>1</b>	<b>15</b>	<b>16</b>	<b>93</b>	<b>.011</b>	<b>10-20</b>	<b>+23</b>	<b>0</b>	<b>0</b>	<b>1</b>	<b>52</b>	<b>0</b>	<b>0</b>	<b>.000</b>

#### SUDA AT A GLANCE

**Most Goals** \_\_\_\_\_ 1, vs. Clarkson (3/10/23)  
**Most Assists** \_\_\_\_\_ 2, vs. Quinnipiac (1/20/23)  
**Most Points** \_\_\_\_\_ 2, vs. Quinnipiac (1/20/23)

**First Goal** \_\_\_\_\_ vs. Clarkson (3/10/23)  
**First Assist** \_\_\_\_\_ at Minnesota Duluth (10/29/22)  
**Last Goal** \_\_\_\_\_ vs. Clarkson (3/10/23) - 49 games  
**Last Assist** \_\_\_\_\_ vs. UMass (1/3/25) - 1 game

**Longest Point Streak** \_\_\_\_\_ 2 games (11/11/23 - 11/17/23)  
**Longest Goal Streak** \_\_\_\_\_ N/A  
**Longest Assist Streak** \_\_\_\_\_ 2 games (11/11/23 - 11/17/23)



## NICK DeSANTIS

### #28

**2024-25 STATS: 13 GP, 1 G, 1 A, 2 PTS, 2 PIM**
**Height: 5-9 Weight: 163 lbs. Shoots: Right Year: Junior**
**Hometown: Collegeville, Pa.**
**Previous Team: Madison Capitols (USHL)**

SEASON	GP	G	A	PTS	SH	SH%	PN-MIN	+/-	PPG	SHG	GWG	BLK	FOW	FOL	FO%
2022-23	30	9	11	20	40	.225	6-12	+9	3	0	1	4	0	0	.000
2023-24	35	8	6	14	46	.174	11-30	+16	1	0	1	16	0	0	.000
2024-25	13	1	1	2	12	.083	1-2	+2	0	0	0	7	2	2	.500
<b>TOTALS</b>	<b>78</b>	<b>18</b>	<b>18</b>	<b>36</b>	<b>98</b>	<b>.184</b>	<b>18-44</b>	<b>+27</b>	<b>4</b>	<b>0</b>	<b>2</b>	<b>27</b>	<b>2</b>	<b>2</b>	<b>.500</b>

#### DeSANTIS AT A GLANCE

**Most Goals** \_\_\_\_\_ 2, (4x), Last: vs. Dartmouth (3/22/24)  
**Most Assists** \_\_\_\_\_ 4, at RPI (1/7/23)  
**Most Points** \_\_\_\_\_ 4, at RPI (1/7/23)

**First Goal** \_\_\_\_\_ at St. Lawrence (11/11/22)  
**First Assist** \_\_\_\_\_ vs. AIC (12/29/22)  
**Last Goal** \_\_\_\_\_ vs. North Dakota (11/1/24) - 12 games  
**Last Assist** \_\_\_\_\_ at Harvard (11/16/24) - 7 games

**Longest Point Streak** \_\_\_\_\_ 6 games (12/29/22 - 1/20/23)  
**Longest Goal Streak** \_\_\_\_\_ 3 games (1/12/24 - 1/19/24)  
**Longest Assist Streak** \_\_\_\_\_ 4 games (1/6/23 - 1/20/23)





## PARKER MURRAY

#29

2024-25 STATS: 2 GP, 0 G, 0 A, 0 PTS, 0 PIM

Height: 6-5 Weight: 229 lbs. Shoots: Left Year: Freshman

Hometown: Manhattan Beach, Calif.

Previous Team: Chilliwack Chiefs (BCHL)

SEASON	GP	G	A	PTS	SH	SH%	PN-MIN	+/-	PPG	SHG	GWG	BLK	FOW	FOL	FO%
2024-25	2	0	0	0	0	.000	0-0	E	0	0	0	0	0	0	.000
<b>TOTALS</b>	<b>2</b>	<b>0</b>	<b>0</b>	<b>0</b>	<b>0</b>	<b>.000</b>	<b>0-0</b>	<b>E</b>	<b>0</b>	<b>0</b>	<b>0</b>	<b>0</b>	<b>0</b>	<b>0</b>	<b>.000</b>

### MURRAY AT A GLANCE

Most Goals	N/A
Most Assists	N/A
Most Points	N/A
First Goal	N/A
First Assist	N/A
Last Goal	N/A
Last Assist	N/A

Longest Point Streak	N/A
Longest Goal Streak	N/A
Longest Assist Streak	N/A



## IAN SHANE

#30

2024-25 STATS: 13 GP / 13 GS, 6-4-3 RECORD, 2.39 GAA, .894 SV%

Height: 6-0 Weight: 176 lbs. Catches: Left Year: Senior

Hometown: Manhattan Beach, Calif.

Previous Team: Bismarck Bobcats (NAHL)

SEASON	GP-GS	MIN	GA	GAA	SV	SV%	RECORD	SHO	PPG	SHG	G	A	PTS	PIM
2021-22	17-16	979:27	28	1.72	387	.933	7-6-3	3	10	0	0	0	0	0
2022-23	33-31	1852:53	53	1.72	581	.916	20-10-1	5	17	0	0	0	0	2
2023-24	34-34	2021:08	57	1.69	685	.923	22-5-6	3	21	1	0	0	0	0
2024-25	13-13	776:57	31	2.39	262	.894	6-4-3	1	11	1	0	1	1	2
<b>TOTALS</b>	<b>97-94</b>	<b>5630:25</b>	<b>169</b>	<b>1.80</b>	<b>1915</b>	<b>.919</b>	<b>55-25-13</b>	<b>12</b>	<b>59</b>	<b>2</b>	<b>0</b>	<b>1</b>	<b>1</b>	<b>4</b>

### SHANE AT A GLANCE

Most Saves	42, at Quinnipiac (2/25/22)
Most Assists	1, at Harvard (11/16/24)

First Game	at Arizona State (1/2/22)
First Start	at North Dakota (1/7/22)
First Shutout	at Yale (1/17/22)

Current Shutout Streak	15:17, 1/4/25 - Pres.
Longest Shutout Streak	143:41, 2/25/22 - 3/11/22

Last Shutout	vs. Princeton (11/23/24) - 5 games
Last Assist	at Harvard (11/16/24) - 7 games



## REMINGTON KEOPPLE

#33

2024-25 STATS: 1 GP / 0 GS, 0-0-0 RECORD, 0.00 GAA, 1.000 SV%

Height: 6-2 Weight: 184 lbs. Catches: Left Year: Junior

Hometown: New Richmond, Wis.

Previous Team: Des Moines Buccaneers (USHL)

SEASON	GP-GS	MIN	GA	GAA	SV	SV%	RECORD	SHO	PPG	SHG	G	A	PTS	PIM
2022-23	5-3	174:28	9	3.10	52	.852	1-1-1	0	2	1	0	0	0	0
2023-24	2-1	114:33	7	3.67	44	.863	0-2-0	0	1	0	0	0	0	0
2024-25	1-0	9:40	0	0.00	3	1.000	0-0-0	0	0	0	0	0	0	0
<b>TOTALS</b>	<b>8-4</b>	<b>298:41</b>	<b>16</b>	<b>3.21</b>	<b>99</b>	<b>.861</b>	<b>1-3-1</b>	<b>0</b>	<b>3</b>	<b>1</b>	<b>0</b>	<b>0</b>	<b>0</b>	<b>0</b>

### KEOPPLE AT A GLANCE

Most Saves	22, (2x), Last: at Princeton (11/18/23)
Most Assists	N/A

First Game	at Minnesota Duluth (10/29/22)
First Start	at Minnesota Duluth (10/29/22)
First Shutout	N/A

Current Shutout Streak	9:40, 12/7/24 - Pres.
Longest Shutout Streak	34:08, 11/17/23 - 11/18/23

Last Shutout	N/A
Last Assist	N/A



## JUSTIN KATZ

#37

2024-25 STATS: 0 GP / 0 GS, 0-0-0 RECORD, 0.00 GAA, .000 SV%

Height: 6-1 Weight: 176 lbs. Catches: Right Year: Freshman

Hometown: Montréal, Québec

Previous Team: Powell River Kings (BCHL)

SEASON	GP-GS	MIN	GA	GAA	SV	SV%	RECORD	SHO	PPG	SHG	G	A	PTS	PIM
2024-25	0-0	0:00	0	0.00	0	.000	0-0-0	0	0	0	0	0	0	0
<b>TOTALS</b>	<b>0-0</b>	<b>0:00</b>	<b>0</b>	<b>0.00</b>	<b>0</b>	<b>.000</b>	<b>0-0-0</b>	<b>0</b>	<b>0</b>	<b>0</b>	<b>0</b>	<b>0</b>	<b>0</b>	<b>0</b>

### KATZ AT A GLANCE

Most Saves	N/A
Most Assists	N/A

First Game	N/A
First Start	N/A
First Shutout	N/A

Current Shutout Streak	0:00
Longest Shutout Streak	N/A

Last Shutout	N/A
Last Assist	N/A



## JONATHAN CASTAGNA

#38

2024-25 STATS: 13 GP, 2 G, 6 A, 8 PTS, 12 PIM

Height: 6-2 Weight: 200 lbs. Shoots: Left Year: Sophomore

Hometown: Etobicoke, Ontario

Previous Team: St. Andrew's College

SEASON	GP	G	A	PTS	SH	SH%	PN-MIN	+/-	PPG	SHG	GWG	BLK	FOW	FOL	FO%
2023-24	35	11	14	25	60	.183	11-25	+20	0	0	3	15	220	183	.546
2024-25	13	2	6	8	24	.083	6-12	+1	0	0	0	8	108	87	.554
<b>TOTALS</b>	<b>48</b>	<b>13</b>	<b>20</b>	<b>33</b>	<b>84</b>	<b>.155</b>	<b>17-37</b>	<b>+21</b>	<b>0</b>	<b>0</b>	<b>3</b>	<b>23</b>	<b>328</b>	<b>270</b>	<b>.548</b>

### CASTAGNA AT A GLANCE

Most Goals	3, vs. Princeton (1/19/24)
Most Assists	2, (5x), Last: vs. Quinnipiac (11/30/24)
Most Points	4, (2x), Last: at Union (2/10/24)

First Goal	at Brown (11/4/23)
First Assist	vs. Minnesota Duluth (10/27/23)
Last Goal	vs. UMass (1/3/25) - 1 game
Last Assist	vs. Colgate (12/6/24) - 3 games

Longest Point Streak	3, (2x), Last: (2/3/24 - 2/10/24)
Longest Goal Streak	2 games (2/9/24 - 2/10/24)
Longest Assist Streak	2, (3x), Last: (11/30/24 - 12/6/24)



2024-25 GOAL SCORING SUMMARIES

PLAYER	SEASON	BY SITE			BY PERIOD				BY STRENGTH			GAME	LAST	LAST GOAL		GAMES
	GOALS	HOME	ROAD	NEUTRAL	1ST	2ND	3RD	OT	EV	PP	SH	WINNER	LEADING	DATE / OPP	GOALTENDER	SINCE
Dalton Bancroft	6	4	—	2	3	1	2	—	5	—	1	3	3	1/3/25 vs. UMass	Irving	1
Jonathan Castagna	2	1	—	1	1	—	1	—	2	—	—	—	—	1/3/25 vs. UMass	Empty Net	1
Tyler Catalano	2	1	1	—	1	—	1	—	2	—	—	1	1	11/15/24 at Dartmouth	Clarke	8
Nick DeSantis	1	1	—	—	1	—	—	—	1	—	—	—	—	11/1/24 vs. North Dakota	Semtimphelter	12
Luke Devlin	—	—	—	—	—	—	—	—	—	—	—	—	—	—	—	—
Sean Donaldson	—	—	—	—	—	—	—	—	—	—	—	—	—	—	—	—
George Fegaras	—	—	—	—	—	—	—	—	—	—	—	—	—	—	—	—
Hank Kempf	—	—	—	—	—	—	—	—	—	—	—	—	—	—	—	—
Kyler Kovich	1	—	1	—	1	—	—	—	1	—	—	—	—	12/7/24 at Colgate	Takacs	2
Jake Kraft	2	2	—	—	2	—	—	—	2	—	—	—	—	11/23/24 vs. Princeton	Pearson	5
Sullivan Mack	2	1	—	1	1	—	1	—	2	—	—	—	—	11/30/24 vs. Quinnipiac	Silverstein	4
Charlie Major	1	1	—	—	—	—	—	1	1	—	—	1	1	12/6/24 vs. Colgate	Takacs	3
Marian Mosko	—	—	—	—	—	—	—	—	—	—	—	—	—	—	—	—
Parker Murray	—	—	—	—	—	—	—	—	—	—	—	—	—	—	—	—
Jack O'Brien	—	—	—	—	—	—	—	—	—	—	—	—	—	—	—	—
Jack O'Leary	4	3	—	1	—	3	1	—	4	—	—	—	—	12/6/24 vs. Colgate	Takacs	3
Kyle Penney	3	1	2	—	—	1	2	—	2	—	1	—	—	11/15/24 at Dartmouth	Clarke	3
Ondrej Psenicka	3	1	2	—	1	1	1	—	2	1	—	—	—	12/7/24 at Colgate	Takacs	2
Jimmy Rayhill	—	—	—	—	—	—	—	—	—	—	—	—	—	—	—	—
Tim Rego	3	1	1	1	—	1	2	—	3	—	—	1	1	1/3/25 vs. UMass	Irving	1
Ben Robertson	1	1	—	—	—	—	1	—	—	1	—	—	—	11/23/24 vs. Princeton	Pearson	5
Hoyt Stanley	—	—	—	—	—	—	—	—	—	—	—	—	—	—	—	—
Liam Steele	—	—	—	—	—	—	—	—	—	—	—	—	—	—	—	—
Michael Suda	—	—	—	—	—	—	—	—	—	—	—	—	—	—	—	—
Winter Wallace	—	—	—	—	—	—	—	—	—	—	—	—	—	—	—	—
Ryan Walsh	6	4	1	1	—	1	5	—	3	3	—	—	—	1/3/25 vs. UMass	Irving	1
Nicholas Wolfenberg	1	1	—	—	1	—	—	—	1	—	—	—	—	11/1/24 vs. North Dakota	Semtimphelter	6

2024-25 GOAL SCORING SUMMARIES

PLAYER	TOTALS	EVEN	PP	SH	HOME	AWAY	NEUTRAL	1ST	2ND	3RD	OT
Dalton Bancroft	6-2—8	5-1—6	0-1—1	1-0—1	4-1—5	0-1—1	2-0—2	3-0—3	1-1—2	2-1—3	—
Jonathan Castagna	2-6—8	2-6—8	—	—	1-4—5	—	1-2—3	1-3—4	0-2—2	1-1—2	—
Tyler Catalano	2-2—4	2-2—4	—	—	1-1—2	1-1—2	—	1-1—2	0-1—1	1-0—1	—
Nick DeSantis	1-1—2	1-1—2	—	—	1-0—1	0-1—1	—	1-0—1	0-1—1	—	—
Luke Devlin	—	—	—	—	—	—	—	—	—	—	—
Sean Donaldson	—	—	—	—	—	—	—	—	—	—	—
George Fegaras	0-5—5	0-1—1	0-4—4	—	0-3—3	0-2—2	—	—	0-1—1	0-4—4	—
Hank Kempf	0-4—4	0-4—4	—	—	0-3—3	—	0-1—1	0-2—2	0-2—2	—	—
Kyler Kovich	1-1—2	1-1—2	—	—	0-1—1	1-0—1	—	1-0—1	—	0-1—1	—
Jake Kraft	2-3—5	2-3—5	—	—	2-2—4	0-1—1	—	2-2—4	—	0-1—1	—
Sullivan Mack	2-2—4	2-2—4	—	—	1-1—2	—	1-1—2	2-1—3	—	0-1—1	—
Charlie Major	1-5—6	1-3—4	1-1—2	—	1-3—4	0-2—2	—	0-1—1	—	0-4—4	1-0—1
Marian Mosko	—	—	—	—	—	—	—	—	—	—	—
Parker Murray	—	—	—	—	—	—	—	—	—	—	—
Jack O'Brien	0-1—1	0-1—1	—	—	—	0-1—1	—	—	—	0-1—1	—
Jack O'Leary	4-3—7	4-3—7	—	—	3-1—4	0-1—1	1-1—2	0-1—1	3-0—3	1-2—3	—
Kyle Penney	3-0—3	2-0—2	—	1-0—1	1-0—1	2-0—2	—	—	1-0—1	2-0—2	—
Ondrej Psenicka	3-3—6	2-3—5	1-0—1	—	1-2—3	2-0—2	0-1—1	1-1—2	1-0—1	1-1—2	0-1—1
Jimmy Rayhill	—	—	—	—	—	—	—	—	—	—	—
Tim Rego	3-4—7	3-3—6	0-1—1	—	1-3—4	1-1—2	1-0—1	0-2—2	1-1—2	2-1—3	—
Ben Robertson	1-5—6	0-4—4	1-1—2	—	1-3—4	0-1—1	0-1—1	0-1—1	—	1-4—5	—
Ian Shane	0-1—1	0-1—1	—	—	—	0-1—1	—	—	0-1—1	—	—
Hoyt Stanley	0-4—4	0-4—4	—	—	0-1—1	0-1—1	0-2—2	0-1—1	—	0-3—3	—
Liam Steele	—	—	—	—	—	—	—	—	—	—	—
Michael Suda	0-4—4	0-4—4	—	—	0-3—3	—	0-1—1	0-1—1	0-1—1	0-2—2	—
Winter Wallace	—	—	—	—	—	—	—	—	—	—	—
Ryan Walsh	6-5—11	3-3—6	3-1—4	0-1—1	4-4—8	1-0—1	1-1—2	0-3—3	1-0—1	5-2—7	—
Nicholas Wolfenberg	1-0—1	1-0—1	—	—	1-0—1	—	—	1-0—1	—	—	—

2024-25 GOALTENDING BREAKDOWN

PLAYER	OVERALL								HOME								ROAD / NEUTRAL							
	GP	REC	SHO	MIN	GA	GAA	SV	SV%	GP	REC	SHO	MIN	GA	GAA	SV	SV%	GP	REC	SHO	MIN	GA	GAA	SV	SV%
Justin Katz	—	—	—	—	—	—	—	—	—	—	—	—	—	—	—	—	—	—	—	—	—	—	—	—
Remington Keopple	1	0-0-0	0	9:40	0	0.00	3	1.000	—	—	—	—	—	—	—	—	1	0-0-0	0	9:40	0	0.00	3	1.000
Ian Shane	13	6-4-3	1	776:57	31	2.39	262	.894	7	5-1-1	1	425:45	11	1.55	126	.920	6	1-3-2	0	351:12	20	3.42	136	.872
PLAYER	OCTOBER								NOVEMBER								DECEMBER							
	GP	REC	SHO	MIN	GA	GAA	SV	SV%	GP	REC	SHO	MIN	GA	GAA	SV	SV%	GP	REC	SHO	MIN	GA	GAA	SV	SV%
Justin Katz	—	—	—	—	—	—	—	—	—	—	—	—	—	—	—	—	—	—	—	—	—	—	—	—
Remington Keopple	—	—	—	—	—	—	—	—	—	—	—	—	—	—	—	—	1	0-0-0	0	9:40	0	0.00	3	1.000
Ian Shane	—	—	—	—	—	—	—	—	9	4-2-3	1	551:11	18	1.96	195	.915	2	1-1-0	0	111:32	7	3.77	21	.750
PLAYER	JANUARY								FEBRUARY								MARCH							
	GP	REC	SHO	MIN	GA	GAA	SV	SV%	GP	REC	SHO	MIN	GA	GAA	SV	SV%	GP	REC	SHO	MIN	GA	GAA	SV	SV%
Justin Katz	—	—	—	—	—	—	—	—	—	—	—	—	—	—	—	—	—	—	—	—	—	—	—	—
Remington Keopple	—	—	—	—	—	—	—	—	—	—	—	—	—	—	—	—	—	—	—	—	—	—	—	—
Ian Shane	2	1-1-0	0	114:14	6	3.15	46	.885	—	—	—	—	—	—	—	—	—	—	—	—	—	—	—	—

CAREER GOAL SCORING SUMMARIES																
PLAYER	CAREER GOALS	BY SITE			BY PERIOD				BY STRENGTH			GAME WINNER	LAST LEADING	LAST GOAL		GAMES SINCE
		HOME	ROAD	NEUTRAL	1ST	2ND	3RD	OT	EV	PP	SH			DATE / OPP	GOALTENDER	
Dalton Bancroft	27	14	5	8	9	10	7	1	14	12	1	7	7	1/3/25 vs. UMass	Irving	1
Jonathan Castagna	13	5	5	3	6	5	2	—	13	—	—	3	5	1/3/25 vs. UMass	Empty Net	1
Tyler Catalano	3	2	1	—	2	—	1	—	3	—	—	1	1	11/15/24 at Dartmouth	Clarke	8
Nick DeSantis	18	10	5	3	9	3	6	—	14	4	—	2	2	11/1/24 vs. North Dakota	Semptimphelter	12
Luke Devlin	6	3	3	—	4	—	2	—	6	—	—	1	—	2/9/24 at RPI	Watson	8
Sean Donaldson	3	1	2	—	1	1	1	—	2	1	—	—	—	1/21/23 vs. Princeton	Pearson	26
George Fegaras	3	1	1	1	—	2	1	—	2	1	—	—	—	2/2/24 vs. St. Lawrence	Kraws	20
Hank Kempf	2	—	2	—	2	—	—	—	2	—	—	1	—	1/13/24 at Arizona State	Semptimphelter	33
Kyle Kovich	5	—	4	1	3	1	1	—	5	—	—	1	1	12/7/24 at Colgate	Takacs	2
Jake Kraft	6	6	—	—	3	1	2	—	6	—	—	1	—	11/23/24 vs. Princeton	Pearson	5
Sullivan Mack	16	9	4	3	3	6	7	—	15	—	1	4	4	11/30/24 vs. Quinnipiac	Silverstein	4
Charlie Major	1	1	—	—	—	—	—	1	1	—	—	1	1	12/6/24 vs. Colgate	Takacs	3
Marian Mosko	—	—	—	—	—	—	—	—	—	—	—	—	—	—	—	—
Parker Murray	—	—	—	—	—	—	—	—	—	—	—	—	—	—	—	—
Jack O'Brien	—	—	—	—	—	—	—	—	—	—	—	—	—	—	—	—
Jack O'Leary	18	10	5	3	7	5	6	—	18	—	—	3	5	12/6/24 vs. Colgate	Takacs	3
Kyle Penney	28	15	11	2	5	12	11	—	26	1	1	3	3	11/15/24 at Dartmouth	Clarke	3
Ondrej Psenicka	32	15	13	4	10	9	13	—	25	6	1	5	4	12/7/24 at Colgate	Takacs	2
Jimmy Rayhill	—	—	—	—	—	—	—	—	—	—	—	—	—	—	—	—
Tim Rego	9	4	4	1	2	4	3	—	8	1	—	3	1	1/3/25 vs. UMass	Irving	1
Ben Robertson	6	3	3	—	1	2	2	1	3	3	—	1	2	11/23/24 vs. Princeton	Pearson	5
Hoyt Stanley	2	1	—	1	—	2	—	—	2	—	—	—	—	2/16/24 vs. Brown	Zacher	24
Liam Steele	—	—	—	—	—	—	—	—	—	—	—	—	—	—	—	—
Michael Suda	1	1	—	—	—	—	1	—	1	—	—	1	—	3/10/23 vs. Clarkson	Haider	49
Winter Wallace	4	1	3	—	1	1	2	—	4	—	—	—	1	2/10/24 at Union	Chauvette	9
Ryan Walsh	18	10	5	3	2	7	9	—	11	7	—	5	5	1/3/25 vs. UMass	Irving	1
Nicholas Wolfenberg	1	1	—	—	1	—	—	—	1	—	—	—	—	11/1/24 vs. North Dakota	Semptimphelter	6

CAREER GOAL SCORING SUMMARIES											
PLAYER	TOTALS	EVEN	PP	SH	HOME	AWAY	NEUTRAL	1ST	2ND	3RD	OT
Dalton Bancroft	27-33—60	14-17—31	12-16—28	1-0—1	14-20—34	5-9—14	8-4—12	9-10—19	10-14—24	7-9—16	1-0—1
Jonathan Castagna	13-20—33	13-20—33	—	—	5-12—17	5-5—10	3-3—6	6-5—11	5-8—13	2-7—9	—
Tyler Catalano	3-6—9	3-6—9	—	—	2-4—6	1-2—3	—	2-4—6	0-2—2	1-0—1	—
Nick DeSantis	18-18—36	14-16—30	4-2—6	—	10-3—13	5-13—18	3-2—5	9-8—17	3-7—10	6-3—9	—
Luke Devlin	6-2—8	6-2—8	—	—	3-1—4	3-1—4	—	4-0—4	0-1—1	2-1—3	—
Sean Donaldson	3-7—10	2-4—6	1-3—4	—	1-7—8	2-0—2	—	1-1—2	1-3—4	1-3—4	—
George Fegaras	3-9—12	2-3—5	1-6—7	—	1-4—5	1-5—6	1-0—1	0-1—1	2-3—5	1-5—6	—
Hank Kempf	2-20—22	2-18—20	0-1—1	0-1—1	0-11—11	2-5—7	0-4—4	2-6—8	0-10—10	0-4—4	—
Kyler Kovich	5-5—10	5-5—10	—	—	0-1—1	4-4—8	1-0—1	3-1—4	1-1—2	1-3—4	—
Jake Kraft	6-12—18	6-10—16	0-2—2	—	6-5—11	0-6—6	0-1—1	3-5—8	1-5—6	2-2—4	—
Sullivan Mack	16-17—33	15-16—31	0-1—1	1-0—1	9-10—19	4-3—7	3-4—7	3-7—10	6-6—12	7-3—10	0-1—1
Charlie Major	1-5—6	1-4—5	0-1—1	—	1-3—4	0-2—2	—	0-1—1	—	0-4—4	1-0—1
Marian Mosko	0-1—1	0-1—1	—	—	0-1—1	—	—	0-1—1	—	—	—
Parker Murray	—	—	—	—	—	—	—	—	—	—	—
Jack O'Brien	0-1—1	0-1—1	—	—	—	0-1—1	—	—	—	0-1—1	—
Jack O'Leary	18-23—41	18-22—40	—	0-1—1	10-12—22	5-9—14	3-2—5	7-7—14	5-7—12	6-9—15	—
Kyle Penney	28-35—63	26-33—59	1-2—3	1-0—1	15-11—26	11-20—31	2-4—6	5-10—15	12-13—25	11-11—22	0-1—1
Ondrej Psenicka	32-31—63	25-28—53	6-3—9	1-0—1	15-17—32	13-11—24	4-3—7	10-8—18	9-9—18	13-13—26	0-1—1
Jimmy Rayhill	—	—	—	—	—	—	—	—	—	—	—
Tim Rego	9-28—37	8-21—29	1-7—8	—	4-13—17	4-10—14	1-5—6	2-11—13	4-7—11	3-10—13	—
Ben Robertson	6-23—29	3-13—16	3-10—13	—	3-12—15	3-8—11	0-3—3	1-4—5	2-10—12	2-8—10	1-1—2
Ian Shane	0-1—1	0-1—1	—	—	—	0-1—1	—	—	0-1—1	—	—
Hoyt Stanley	2-12—14	2-12—14	—	—	1-6—7	0-3—3	1-3—4	0-5—5	2-2—4	0-5—5	—
Liam Steele	—	—	—	—	—	—	—	—	—	—	—
Michael Suda	1-15—16	1-14—15	0-1—1	—	1-9—10	0-3—3	0-3—3	0-5—5	0-4—4	1-6—7	—
Winter Wallace	4-6—10	4-5—9	0-1—1	—	1-3—4	3-3—6	—	1-2—3	1-0—1	2-4—6	—
Ryan Walsh	18-15—33	10-7—18	7-7—14	1-1—2	10-8—18	5-3—8	3-4—7	2-4—6	7-8—15	9-3—12	—
Nicholas Wolfenberg	1-0—1	1-0—1	—	—	1-0—1	—	—	1-0—1	—	—	—

CAREER GOALTENDING BREAKDOWN																								
PLAYER	OVERALL								HOME								ROAD / NEUTRAL							
	GP	REC	SHO	MIN	GA	GAA	SV	SV%	GP	REC	SHO	MIN	GA	GAA	SV	SV%	GP	REC	SHO	MIN	GA	GAA	SV	SV%
Justin Katz	—	—	—	—	—	—	—	—	—	—	—	—	—	—	—	—	—	—	—	—	—	—	—	—
Remington Keopple	8	1-3-1	0	298:41	16	3.21	99	.861	2	1-0-0	0	63:42	3	2.83	19	.864	6	0-3-1	0	234:59	13	3.32	80	.860
Ian Shane	97	55-25-13	12	5630:25	169	1.80	1915	.919	46	28-11-7	5	2743:40	77	1.68	809	.913	51	27-14-6	7	2886:45	92	1.91	1106	.923
PLAYER	OCTOBER								NOVEMBER								DECEMBER							
	GP	REC	SHO	MIN	GA	GAA	SV	SV%	GP	REC	SHO	MIN	GA	GAA	SV	SV%	GP	REC	SHO	MIN	GA	GAA	SV	SV%
Ryan McInchak	—	—	—	—	—	—	—	—	—	—	—	—	—	—	—	—	—	—	—	—	—	—	—	—
Remington Keopple	1	0-1-0	0	40:00	4	6.00	11	.733	4	1-2-0	0	200:17	8	2.40	67	.893	2	0-0-0	0	13:24	2	8.96	5	.714
Ian Shane	4	2-1-0	1	197:27	4	1.22	73	.948	22	12-5-4	2	1254:57	38	1.82	432	.919	10	4-3-3	1	597:42	22	2.21	161	.880
PLAYER	JANUARY								FEBRUARY								MARCH							
	GP	REC	SHO	MIN	GA	GAA	SV	SV%	GP	REC	SHO	MIN	GA	GAA	SV	SV%	GP	REC	SHO	MIN	GA	GAA	SV	SV%
Ryan McInchak	—	—	—	—	—	—	—	—	—	—	—	—	—	—	—	—	—	—	—	—	—	—	—	—
Remington Keopple	—	—	—	—	—	—	—	—	1	0-0-1	0	45:00	2	2.67	16	.889	—	—	—	—	—	—	—	—
Ian Shane	23	15-4-3	3	1375:50	46	2.01	503	.916	22	12-6-3	4	1283:10	33	1.54	416	.927	16	10-6-0	1	921:19	26	1.69	330	.927



Scorigami, a portmanteau of “score” and “origami,” is a concept that sportswriter Jon Bois originated in the mid-2010s. The idea of a “scorigami” highlights a final score that has never happened before in a certain sport, for a specific team, or in the history of a league or conference. Bois originated the term for National Football League (NFL) scores, where it gained the majority of its popularity.

CORNELL HOCKEY SCORIGAMI TRENDS

- ▶ Through 2,168 games played across 106-plus seasons in Cornell men’s hockey history, there have been 93 unique score combinations.
- ▶ Four of the most common scores have come in games decided by one goal or fewer: 3-2 (185 occurrences), 2-1 (141 instances), 4-3 (134 times), and 2-2 (116 occasions).
- ▶ The most common result, with 111 occurrences, is Cornell registering a 3-2 victory, followed by 2-1 victories (79 times) and 3-2 losses (74 instances). Of all the 163 ties in Cornell men’s hockey history, 2-2 is the most frequent with 58 cases.
- ▶ “Scorigamis” have been relatively rare for Cornell recently, with the latest “scorigami” coming following the Big Red’s 14-6 loss to Clarkson on Jan. 16, 1980.
- ▶ Three goals scored (397 instances) is the most common for the Big Red, while two goals scored (476 times) is the most common for Cornell’s opposition.

TOP CORNELL RESULTS

TIMES	COR	OPP	RECENT
111	3	2	Colgate, 12/6/2024
79	2	1	vs. Boston Univ., 11/25/2023
74	2	3	Union, 3/1/2024
72	3	1	Brown, 11/9/2024
70	4	2	UMass, 1/3/2025
68	4	3	Harvard, 3/15/2024
66	4	1	North Dakota, 11/1/2024
66	3	4	at Dartmouth, 11/15/2024
63	5	2	Yale, 11/18/2022
62	1	2	Denver, 3/30/2024
58	2	2	at Harvard, 11/16/2024
52	5	3	North Dakota, 11/2/2024
48	5	1	St. Lawrence, 2/2/2024
45	2	4	Colgate, 12/2/2023
41	3	3	vs. Quinnipiac, 11/30/2024
40	5	4	at Dartmouth, 11/6/2021
40	4	5	Princeton, 1/21/2022

MOST RECENT SCORIGAMIS

RESULT	OPPONENT	DATE
L, 6-14	at Clarkson	1/16/1980
W, 11-4	at Boston College	1/13/1979
W, 10-8	at Northeastern	2/25/1978
W, 10-5	vs. Toronto	12/29/1977
L, 9-10 (2OT)	vs. New Hampshire	3/11/1977
W, 11-8	vs. Clarkson	1/19/1977
W, 9-7	at St. Lawrence	2/3/1976
W, 15-2	vs. uOttawa	11/25/1975
W, 9-5	at Princeton	2/22/1975
W, 10-7	vs. Boston College	1/3/1975
W, 10-4	vs. St. Lawrence	12/10/1974
W, 9-8	vs. Colorado College	12/28/1973
W, 12-4	vs. Waterloo	12/2/1973
W, 13-5	vs. Loyola (Concordia)	1/4/1973
W, 11-5	at Princeton	3/7/1970
W, 13-2	vs. Dartmouth	2/15/1969
W, 19-1	at Yale	1/27/1968

HOW MANY TIMES HAS...

CORNELL SCORED	OPPONENT SCORED
0 - 135 times (1-125-9)	0 - 205 times (196-0-9)
1 - 250 times (27-192-31)	1 - 411 times (356-24-31)
2 - 361 times (107-196-58)	2 - 476 times (341-77-58)
3 - 397 times (220-136-41)	3 - 358 times (194-123-41)
4 - 323 times (234-80-9)	4 - 263 times (94-160-9)
5 - 253 times (219-24-10)	5 - 178 times (33-135-10)
6 - 160 times (147-9-4)	6 - 107 times (14-89-4)
7 - 101 times (98-3-0)	7 - 63 times (4-59-0)
8 - 75 times (73-2-0)	8 - 42 times (3-39-0)
9 - 38 times (37-1-0)	9 - 23 times (1-22-0)
10 - 29 times (28-0-1)	10 - 13 times (0-12-1)
11 - 18 times (18-0-0)	11 - 9 times (0-9-0)
12 - 7 times (7-0-0)	12 - 5 times (0-5-0)
13 - 10 times (10-0-0)	13 - 6 times (0-6-0)
14 - 5 times (5-0-0)	14 - 4 times (0-4-0)
15 - 2 times (2-0-0)	15 - 2 times (0-2-0)
16 - 1 time (1-0-0)	18 - 2 times (0-2-0)
18 - 1 time (1-0-0)	24 - 1 time (0-1-0)
19 - 2 times (2-0-0)	

		CORNELL																			
		0	1	2	3	4	5	6	7	8	9	10	11	12	13	14	15	16	17	18	19
OPPONENTS	0	9	27	28	37	30	16	16	10	12	6	3	3		3	3	1				1
	1	24	31	79	72	66	48	32	25	12	8	3	3	2	4					1	1
	2	14	62	58	111	70	63	36	20	18	7	4	5	4	1	2	1				
	3	19	30	74	41	68	52	31	12	12	7	8	2		1			1			
	4	11	38	45	66	9	40	17	15	9	4	7	1	1							
	5	14	18	36	27	40	10	15	6	5	2	1	3		1						
	6	7	9	19	23	18	13	4	10	4											
	7	10	10	9	10	8	7	5	0	1	2	1									
	8	6	7	8	5	7	3	1	2	0	1	1	1								
	9	4	6	1	1	5	1	2	1	2	0										
	10	6	2	1		2						1									
	11	6	1		2								0								
	12	1	3	1										0							
	13	3	2		1										0						
	14		2	1			1									0					
	15		1		1												0				
	16																	0			
	17																		0		
	18	1		1																0	
	19																				0
	20																				
	21																				
	22																				
	23																				
	24		1																		

GOALS SCORED, GAME

1.	19	1/13/1965 vs. Hamilton (W, 19-0)
	19	1/27/1968 at Yale (W, 19-1)
3.	18	1/20/1968 at Penn (W, 18-1)
4.	16	12/14/1957 vs. Lehigh (W, 16-3)
5.	15	11/25/1965 vs. York (W, 15-0)
	15	11/25/1975 vs. uOttawa (W, 15-2)
7.	14	2/10/1965 at Hamilton (W, 14-0)
	14	11/24/1966 vs. McMaster (W, 14-2)
	14	2/17/1968 vs. Dartmouth (W, 14-2)
	14	1/8/1969 vs. Penn (W, 14-0)
	14	3/4/1970 vs. Dartmouth (W, 14-0)
12.	13	Nine times, <b>Last:</b> 1/21/1978 vs. Yale (W, 13-1)

GOALS SCORED, PERIOD

1.	9	12/14/1957 vs. Lehigh — 1st period (W, 16-3)
	9	1/27/1968 at Yale — 2nd period (W, 19-1)
	9	1/21/1978 vs. Yale — 1st period (W, 13-1)
4.	8	3/4/1961 vs. Penn — 3rd period (W, 13-1)
	8	2/21/1979 vs. Harvard — 1st period (W, 11-3)
6.	7	3/3/1962 vs. Penn — 2nd period (W, 10-0)
	7	1/13/1965 vs. Hamilton — 2nd period (W, 19-0)
	7	1/13/1965 vs. Hamilton — 3rd period (W, 19-0)
	7	2/10/1965 at Hamilton — 1st period (W, 14-0)
	7	11/24/1966 vs. McMaster — 1st period (W, 14-2)
	7	1/19/1967 at Colgate — 1st period (W, 10-2)
	7	1/20/1968 at Penn — 2nd period (W, 18-1)
	7	1/20/1968 at Penn — 3rd period (W, 18-1)
	7	2/17/1968 at Dartmouth — 2nd period (W, 14-2)
	7	2/5/1969 at Yale — 2nd period (W, 11-2)
	7	12/28/1973 vs. Colo. Coll. — 2nd period (W, 9-8)
	7	11/25/1975 vs. uOttawa — 3rd period (W, 15-2)

MARGIN OF VICTORY

1.	+19	1/13/1965 vs. Hamilton (W, 19-0)
2.	+18	1/27/1968 at Yale (W, 19-1)
3.	+17	1/20/1968 at Penn (W, 18-1)
4.	+15	11/25/1965 vs. York (W, 15-0)
5.	+14	2/10/1965 at Hamilton (W, 14-0)
	+14	1/8/1969 vs. Penn (W, 14-0)
	+14	3/4/1970 vs. Dartmouth (W, 14-0)
8.	+13	1/4/1911 at Western Reserve (W, 13-0)
	+13	12/14/1957 vs. Lehigh Club (W, 16-3)
	+13	11/30/1963 at Penn (W, 13-0)
	+13	11/23/1968 vs. Guelph (W, 13-0)
	+13	11/25/1975 vs. uOttawa (W, 15-2)
13.	+12	Six times, <b>Last:</b> 1/21/1978 vs. Yale (W, 13-1)

MARGIN OF DEFEAT

1.	-23	12/27/1939 vs. Boston College (L, 1-14)
2.	-18	1/10/1959 at Harvard (L, 0-18)
3.	-16	1/19/1946 at Yale (L, 2-18)
4.	-14	3/2/1959 vs. Middlebury (L, 1-15)
5.	-13	1/21/1928 at Princeton (L, 1-14)
	-13	1/18/1947 at Yale (L, 0-13)
	-13	2/21/1948 at Colgate (L, 1-14)
	-13	2/23/1959 vs. Harvard (L, 0-13)
	-13	12/16/1959 at Yale (L, 0-13)
10.	-12	1/6/1945 at Army (L, 1-13)
	-12	2/19/1947 at Colgate (L, 3-15)
	-12	12/19/1957 vs. Princeton (L, 1-13)
	-12	2/14/1959 at Dartmouth (L, 2-14)
	-12	1/23/1960 vs. Dartmouth (L, 0-12)

POWER-PLAY GOALS, GAME

1.	7	11/18/1977 vs. York (W, 10-3)
2.	6	1/4/1973 vs. Loyola (W, 13-5)
	6	11/21/1975 vs. Waterloo (W, 9-1)
	6	1/19/1980 vs. Yale (W, 9-4)
	6	2/4/2023 vs. Union (W, 10-1)
6.	5	9 times, <b>Last:</b> 2/8/2003 vs. Vermont (W, 8-1)

POWER-PLAY GOALS, PERIOD

1.	5	2/4/2023 vs. Union — 1st period (W, 10-1)
2.	4	1/2/1971 vs. Guelph — 2nd period (W, 7-2)
	4	11/18/1977 vs. York — 2nd period (W, 10-3)
	4	1/26/1980 vs. Maine — 3rd period (W, 6-2)
	4	2/8/2003 vs. Vermont — 2nd period (W, 8-1)
6.	3	23 times, <b>Most recent:</b> 11/7/2015 vs. Quinnipiac — 1st period (OTL, 4-5)

SHORT-HANDED GOALS, GAME

1.	4	12/18/1961 vs. Ohio (W, 9-0)
2.	3	1/13/1965 vs. Hamilton (W, 19-0)
3.	2	25 times, <b>Last:</b> 1/13/2012 at Quinnipiac (W, 3-2)

SHORT-HANDED GOALS, PERIOD

1.	3	12/18/1961 vs. Ohio — 2nd period (W, 9-0)
	3	1/13/1965 vs. Hamilton — 3rd period (W, 19-0)
3.	2	1/19/1967 vs. Colgate — 3rd period (W, 10-2)
	2	12/28/1976 vs. Princeton — 3rd period (W, 8-5)
	2	2/11/1978 at Dartmouth — 2nd period (W, 7-1)
	2	2/7/1986 at St. Lawrence — 3rd period (W, 7-4)
	2	12/29/1986 at Wisconsin — 3rd period (L, 5-7)
	2	2/20/1988 vs. Yale — 3rd period (W, 7-4)
	2	1/15/1995 vs. Army — 2nd period (W, 8-2)
	2	1/13/2012 at Quinnipiac — 3rd period (W, 3-2)

FASTEST GOALS TO BEGIN GAME

1.	0:06	Bob Murray (2/11/74 vs. Yale)
2.	0:08	Robert Spitzmiller (2/12/30 vs. St. Lawrence)
	0:08	Pete Marcov (12/13/83 at Princeton)
	0:08	Doug Derraugh (11/10/90 vs. Princeton)
	0:08	<b>Dalton Bancroft (11/8/24 vs. Yale)</b>
6.	0:09	Brian McCutcheon (1/3/70 vs. Colgate)
7.	0:12	Tyler McManus (12/5/92 at Harvard)
8.	0:13	Roger Eastman (12/14/57 vs. Lehigh)
9.	0:14	Doug Ferguson (3/8/66 vs. Boston College)
10.	0:15	Murray Stephen (1/16/65 at Harvard)

FASTEST TWO GOALS

1.	0:05	3/5/1960 vs. Colgate (W, 5-2)
	0:05	2/14/2020 vs. Union (W, 5-2)
3.	0:06	3/9/1971 vs. Providence (W, 6-3)
4.	0:07	2/10/1965 at Hamilton (W, 14-0)
5.	0:08	1/27/1968 at Yale (W, 19-1)
	0:08	12/11/1978 vs. Brown (L, 5-7)
	0:08	3/8/1985 vs. Yale (W, 9-2)
	0:08	11/17/2017 vs. St. Lawrence (W, 6-1)
9.	0:09	Nine times, <b>Last:</b> 2/7/1986 at St. Lawrence (W, 7-4)

FASTEST TWO GOALS, GAME START

1.	0:36	11/23/1968 vs. Guelph (W, 13-0)
2.	1:11	3/2/1991 vs. Colgate (W, 8-1)
3.	1:14	11/26/2022 vs. UConn (W, 6-0)
4.	1:20	11/21/1964 vs. Waterloo (W, 5-4)
5.	1:40	12/14/1957 vs. Lehigh (W, 16-3)
6.	1:44	1/17/1987 vs. Brown (OTL, 4-5)
7.	1:53	3/5/1960 vs. Colgate (W, 5-2)
8.	1:54	2/7/1986 at St. Lawrence (W, 7-4)
9.	1:55	3/14/1969 vs. Michigan Tech (OTW, 4-3)
10.	1:57	1/3/1984 vs. Princeton (W, 6-4)

FASTEST THREE GOALS

1.	0:23	2/4/2023 vs. Union (W, 10-1) — <i>all PPG</i>
2.	0:24	2/28/1976 vs. Princeton (W, 8-2)
3.	0:29	1/13/1965 vs. Hamilton (W, 19-0) — <i>all SHG</i>
4.	0:32	1/20/1968 at Penn (W, 18-1)
5.	0:38	1/24/1969 at Penn (W, 10-3)
6.	0:40	3/4/1961 vs. Penn (W, 13-1)
7.	0:43	2/4/2023 vs. Union (W, 10-1)
8.	0:45	12/14/1957 vs. Lehigh (W, 16-3)
9.	0:51	3/10/1979 vs. Boston University (W, 7-4)
10.	0:52	1/9/1965 vs. Princeton (W, 7-3)

FASTEST THREE GOALS, GAME START

1.	2:29	2/28/1976 vs. Princeton (W, 8-2)
2.	3:28	11/23/1968 vs. Guelph (W, 13-0)
3.	3:47	3/2/1991 vs. Colgate (W, 8-1)
4.	3:52	11/24/1966 vs. McMaster (W, 14-2)
5.	4:30	2/22/1975 at Princeton (W, 9-5)
6.	4:33	12/5/1978 vs. St. Lawrence (W, 8-0)
7.	4:34	1/27/1968 at Yale (W, 19-1)
8.	5:03	12/18/1967 at Harvard (W, 9-0)
9.	5:09	1/13/1940 at St. Lawrence (W, 5-3)
10.	5:21	3/14/1969 vs. Michigan Tech (OTW, 4-3)

FASTEST FOUR GOALS

1.	0:54	2/4/2023 vs. Union (W, 10-1) — <i>first 3G were PPG</i>
2.	1:34	3/4/1961 vs. Penn (W, 13-1)
3.	1:35	1/21/1978 vs. Yale (W, 13-1)
4.	1:37	2/28/1976 vs. Princeton (W, 8-2)
5.	1:39	3/4/1961 vs. Penn (W, 13-1)
6.	1:43	11/25/1975 vs. uOttawa (W, 15-2)
7.	1:48	1/20/1968 at Penn (W, 18-1)
8.	2:01	11/25/1975 vs. uOttawa (W, 15-2)
9.	2:05	11/25/1975 vs. uOttawa (W, 15-2)
10.	2:06	12/3/1977 at Brown (L, 6-7)

FASTEST FIVE GOALS

1.	2:01	3/4/1961 vs. Penn (W, 13-1)
2.	2:29	11/25/1975 vs. uOttawa (W, 15-2)
3.	2:35	11/25/1975 vs. uOttawa (W, 15-2)
4.	3:04	1/21/1978 vs. Yale (W, 13-1)
5.	3:34	11/25/1975 vs. uOttawa (W, 15-2)
6.	3:35	2/4/2023 vs. Union (W, 10-1) — <i>first 4G were PPG</i>
7.	3:39	3/4/1961 vs. Penn (W, 13-1)
8.	3:42	1/27/1968 at Yale (W, 19-1)
9.	3:46	1/21/1978 at Yale (W, 19-1)
10.	3:56	1/27/1968 vs. Yale (W, 13-1)

MOST SAVES BY TEAM, GAME

1.	61	2/23/1959 vs. Harvard (L, 0-13) <i>John Detwiler (61 saves)</i>
	61	3/6/1982 at Yale (L, 2-5) <i>Brian Hayward (61 saves)</i>
3.	60	12/17/1958 vs. Yale (L, 1-12) <i>Pete Wheelwright (29 saves); John Detwiler (31 saves)</i>
	60	12/20/1962 vs. Clarkson (L, 3-8) <i>Laing Kennedy (60 saves)</i>
	60	1/3/1986 at British Columbia (W, 5-2) <i>Doug Dadswell (60 saves)</i>
	60	3/17/2013 at Quinnipiac (L, 2-3 — 2OT) <i>Andy Iles (60 saves)</i>
7.	59	3/26/2006 vs. Wisconsin (L, 0-1 — 3OT) <i>David McKee (59 saves)</i>
8.	58	1/10/1959 at Harvard (L, 0-18) <i>John Detwiler (58 saves)</i>
9.	57	3/14/1986 vs. Yale (W, 3-2 — 2OT) <i>Doug Dadswell (57 saves)</i>
	57	2/4/1961 at Harvard (L, 1-2) <i>Laing Kennedy (57 saves)</i>

POINTS IN SEASON, PLAYER

1.	83	Lance Nethery	1977-78
2.	78	Lance Nethery	1976-77
3.	74	Brian Cornell	1968-69
4.	71	Doug Ferguson	1965-66
5.	69	Carlo Ugolini	1972-73
6.	68	James Vaughan	1975-76
7.	66	Doug Derrauagh	1990-91
8.	65	Lance Nethery	1978-79
9.	63	Larry Fullan	1971-72
	63	Doug Marrett	1972-73
	63	David Peace	1974-75

GOALS SCORED IN SEASON, PLAYER

1.	37	Doug Ferguson	1965-66
2.	34	Doug Marrett	1972-73
3.	32	Lance Nethery	1976-77
4.	31	James Vaughan	1975-76
	31	Brock Tredway	1978-79
6.	30	Doug Derrauagh	1990-91
7.	29	Brian Cornell	1967-68
	29	Mark Trivett	1976-77
	29	Roy Kerling	1977-78
	29	Brock Tredway	1980-81

ASSISTS IN SEASON, PLAYER

1.	60	Lance Nethery	1977-78
2.	52	Brian Cornell	1968-69
3.	47	Lance Nethery	1978-79
4.	46	Lance Nethery	1976-77
5.	44	Carlo Ugolini	1972-73
6.	43	Larry Fullan	1971-72
7.	41	Brian Campbell	1974-75
8.	40	Peter Tufford	1968-69
9.	39	Michael Doran	1965-66
	39	Steve Bajinski	1974-75

SAVES IN SEASON, PLAYER

1.	967	Doug Dadswell	1985-86
2.	906	Mitch Gillam	2015-16
3.	898	Andy Iles	2012-13
4.	894	Ben Scrivens	2009-10
5.	883	Ben Scrivens	2007-08
6.	870	Andy Iles	2011-12
7.	857	Doug Dadswell	1984-85
8.	856	Jason Elliott	1997-98
9.	843	Mitch Gillam	2016-17
10.	836	Dave Elenbaas	1972-73

GOALS-AGAINST AVERAGE, SEASON

1.	1.20	Dave LeNeveu	2002-03
2.	1.24	David McKee	2004-05
3.	1.48	Ken Dryden	1966-67
4.	1.51	Matthew Galajda	2017-18
5.	1.52	Ken Dryden	1967-68
6.	1.56	Matthew Galajda	2019-20
7.	1.69	Ian Shane	2023-24
8.	1.72	Ian Shane	2022-23
9.	1.74	Ben Scrivens	2008-09
10.	1.81	Ken Dryden	1968-69

SHUTOUTS, SEASON

1.	10	David McKee	2004-05
2.	9	Dave LeNeveu	2002-03
3.	9	Matthew Galajda	2017-18
4.	7	Ben Scrivens	2008-09
5.	7	Ben Scrivens	2009-10
6.	7	Mitch Gillam	2015-16
7.	6	Ken Dryden	1967-68
8.	6	Andy Iles	2011-12
9.	5	Five times, <b>Last: Ian Shane (2022-23)</b>	

POINTS IN SEASON, TEAM

1.	530	1976-77	# of players with points:	20
2.	522	1977-78	# of players with points:	22
3.	502	1968-69	# of players with points:	18
4.	480	1967-68	# of players with points:	18
	474	1975-76	# of players with points:	26
6.	465	1971-72	# of players with points:	19
	465	1969-70	# of players with points:	17
8.	433	1978-79	# of players with points:	23
9.	430	1972-73	# of players with points:	19
10.	427	1974-75	# of players with points:	20

GOALS SCORED IN SEASON, TEAM

1.	204	1976-77	# of players with goals:	20
2.	195	1977-78	# of players with goals:	21
3.	190	1968-69	# of players with goals:	16
4.	187	1967-68	# of players with goals:	17
5.	179	1969-70	# of players with goals:	17
6.	176	1971-72	# of players with goals:	16
7.	174	1975-76	# of players with goals:	18
8.	166	1978-79	# of players with goals:	20
9.	164	1966-67	# of players with goals:	14
10.	159	1970-71	# of players with goals:	19

ASSISTS IN SEASON, TEAM

1.	327	1977-78	# of players with assists:	20
	326	1976-77	# of players with assists:	20
3.	312	1968-69	# of players with assists:	18
4.	300	1975-76	# of players with assists:	25
5.	293	1967-68	# of players with assists:	18
6.	289	1971-72	# of players with assists:	19
	286	1969-70	# of players with assists:	17
8.	274	1972-73	# of players with assists:	18
	270	1974-75	# of players with assists:	20
	267	1978-79	# of players with assists:	22

SAVES IN SEASON, TEAM

1.	1030	1985-86	Games: 32	SV/game: 32.19
2.	1026	1980-81	Games: 31	SV/game: 33.10
3.	1004	1997-98	Games: 33	SV/game: 30.42
4.	978	1996-97	Games: 35	SV/game: 27.94
5.	951	1979-80	Games: 31	SV/game: 30.68
6.	949	2010-11	Games: 34	SV/game: 27.91
7.	948	2007-08	Games: 36	SV/game: 26.33
8.	938	1993-94	Games: 30	SV/game: 31.27
9.	936	2015-16	Games: 34	SV/game: 27.53
10.	931	1984-85	Games: 30	SV/game: 31.03

GOALS-AGAINST AVERAGE, SEASON

1.	1.24	2004-05	GA: 44	Minutes: 2134:19
2.	1.26	2002-03	GA: 46	Minutes: 2187:32
3.	1.48	1967-68	GA: 43	Minutes: 1740:00
4.	1.52	2017-18	GA: 50	Minutes: 1978:38
5.	1.54	2019-20	GA: 45	Minutes: 1750:43
6.	1.59	1966-67	GA: 46	Minutes: 1740:00
7.	1.68	2001-02	GA: 61	Minutes: 2176:41
8.	1.80	2023-24	GA: 64	Minutes: 2135:41
9.	1.82	2003-04	GA: 59	Minutes: 1942:47
10.	1.84	2009-10	GA: 63	Minutes: 2049:53

SHUTOUTS, SEASON

1.	10	2004-05
	10	2017-18
3.	9	2002-03
4.	7	2008-09
	7	2009-10
	7	2015-16
	6	1967-68
8.	6	2011-12
9.	5	Eight times, <b>Last: 2022-23</b>

CAREER POINTS

1.	271	Lance Nethery	1975-79
2.	207	Brock Tredway	1977-81
3.	200	Roy Kerling	1977-78, 1979-82
4.	187	Doug Ferguson	1964-67
5.	177	Duanne Moeser	1982-86
6.	165	Larry Fullan	1969-72
7.	160	Peter Tufford	1966-69
8.	159	Gary Cullen	1981-85
9.	154	James Vaughan	1974-77
10.	153	Doug Derrauagh	1987-91

CAREER GOALS SCORED

1.	113	Brock Tredway	1977-81
2.	93	Roy Kerling	1977-78, 1979-82
3.	91	Doug Ferguson	1964-67
	91	Lance Nethery	1975-79
5.	81	Duanne Moeser	1982-86
6.	73	Joe Nieuwendyk	1984-87
7.	71	James Vaughan	1974-77
	71	Matt Moulson	2002-06
9.	68	John Hughes	1967-70
	68	Peter Tufford	1966-69
	68	Trent Andison	1987-91

CAREER ASSISTS

1.	180	Lance Nethery	1975-79
2.	108	Larry Fullan	1969-72
3.	107	Roy Kerling	1977-78, 1979-82
4.	105	Gary Cullen	1981-85
5.	96	Doug Ferguson	1964-67
	96	Duanne Moeser	1982-86
7.	95	Brian Cornell	1966-69
8.	94	Brock Tredway	1977-81
9.	93	Kyle Knopp	1995-99
10.	92	Brian Campbell	1973-76
	92	Peter Tufford	1966-69

CAREER SAVES

1.	2988	Andy Iles	2010-14
2.	2824	Ben Scrivens	2006-10
3.	2462	Jason Elliott	1994-98
4.	2403	Mitch Gillam	2013-17
5.	2228	Corrie D'Alessio	1987-91
	2225	Brian Hayward	1978-82
7.	2208	David McKee	2003-06
8.	2143	Darren Eliot	1979-83
9.	2052	Matt Underhill	1998-02
10.	1987	Ken Dryden	1966-69

CAREER GOALS-AGAINST AVERAGE

1.	1.29	Dave LeNeveu	2001-03
2.	1.60	Ken Dryden	1966-69
3.	1.64	Matthew Galajda	2017-20
4.	1.71	David McKee	2003-06
5.	1.80	Ian Shane	2021-Pres.
6.	1.91	Ben Scrivens	2006-10
7.	2.13	Brian Cropper	1968-71
8.	2.15	Mitch Gillam	2013-17
9.	2.26	Andy Iles	2010-14
10.	2.32	Matt Underhill	1998-02

CAREER SHUTOUTS

1.	19	Matthew Galajda	2017-20
	19	Ben Scrivens	2006-10
3.	18	David McKee	2003-06
4.	13	Ken Dryden	1966-69
5.	12	Ian Shane	2021-Pres.
6.	11	Dave LeNeveu	2001-03
	11	Mitch Gillam	2013-17
8.	10	Laing Kennedy	1960-63
9.	9	Andy Iles	2010-14
10.	7	Brian Cropper	1968-71
	7	Errol McKibbin	1963-66



2024-25 OVERALL STATISTICS

Overall6-4-3

Home5-1-1

Away0-3-1

Neutral1-0-1

ECAC Hockey3-3-2

#	PLAYER	GP	G	A	PTS	SH	SH%	+/-	PN-MIN	MIN	MAJ	OTH	PPG	SHG	FG	GWG	GTG	OTG	HT	PN	UA	BLK	SHOOTOUTS		
																							G	ATT	PCT
14	Ryan Walsh	13	6	5	11	30	.200	+2	6-12	6	0	0	3	0	0	0	1	0	0	0	1	8	0	2	.000
17	Dalton Bancroft	13	6	2	8	39	.154	+2	4-19	2	1	1	0	1	2	3	0	0	0	0	0	8	1	2	.500
38	Jonathan Castagna	13	2	6	8	24	.083	+1	6-12	6	0	0	0	0	0	0	0	0	0	0	0	8	0	0	—
9	Jack O'Leary	13	4	3	7	14	.286	+4	1-2	1	0	0	0	0	0	0	2	0	0	0	0	5	0	0	—
12	Tim Rego	13	3	4	7	17	.176	+3	4-16	3	0	1	0	0	0	1	0	0	0	0	0	15	0	0	—
26	Ondrej Psenicka	9	3	3	6	16	.188	+1	2-4	2	0	0	1	0	0	0	0	0	0	0	0	5	0	1	.000
16	Charlie Major	13	1	5	6	30	.033	+4	1-2	1	0	0	0	0	0	1	0	1	0	0	0	5	0	0	—
21	Ben Robertson	13	1	5	6	15	.067	+2	1-2	1	0	0	1	0	0	0	0	0	0	0	0	12	0	0	—
10	Jake Kraft	13	2	3	5	29	.069	+4	0-0	0	0	0	0	0	1	0	0	0	0	0	0	1	1	1	1.000
6	George Fegaras	7	0	5	5	16	.000	0	2-4	2	0	0	0	0	0	0	0	0	0	0	0	7	0	0	—
15	Tyler Catalano	13	2	2	4	13	.154	+1	4-8	4	0	0	0	0	0	1	0	0	0	0	0	5	0	0	—
19	Sullivan Mack	9	2	2	4	21	.095	+4	0-0	0	0	0	0	0	1	0	0	0	0	0	0	6	0	0	—
4	Hank Kempf	13	0	4	4	11	.000	+6	4-8	4	0	0	0	0	0	0	0	0	0	0	0	15	0	1	.000
5	Hoyt Stanley	13	0	4	4	12	.000	+4	4-8	4	0	0	0	0	0	0	0	0	0	0	0	25	0	0	—
27	Michael Suda	13	0	4	4	15	.000	+3	1-2	1	0	0	0	0	0	0	0	0	0	0	0	9	1	1	1.000
22	Kyle Penney	8	3	0	3	21	.143	+5	0-0	0	0	0	0	1	0	0	0	0	0	0	1	1	0	0	—
18	Kyler Kovich	13	1	1	2	12	.083	+3	0-0	0	0	0	0	0	0	0	0	0	0	0	0	5	0	0	—
28	Nick DeSantis	13	1	1	2	12	.083	+2	1-2	1	0	0	0	0	1	0	0	0	0	0	1	7	0	0	—
24	Nicholas Wolfenberg	7	1	0	1	5	.200	+1	0-0	0	0	0	0	0	0	0	0	0	0	0	0	2	0	0	—
3	Jack O'Brien	7	0	1	1	2	.000	+2	0-0	0	0	0	0	0	0	0	0	0	0	0	0	3	0	0	—
30	Ian Shane	13	0	1	1	0	.000	0	1-2	1	0	0	0	0	0	0	0	0	0	0	0	0	0	0	—
11	Sean Donaldson	10	0	0	0	10	.000	-4	4-19	2	1	1	0	0	0	0	0	0	0	0	0	1	0	0	—
29	Parker Murray	2	0	0	0	0	.000	0	0-0	0	0	0	0	0	0	0	0	0	0	0	0	0	0	0	—
33	Remington Keopple	1	0	0	0	0	.000	0	0-0	0	0	0	0	0	0	0	0	0	0	0	0	0	0	0	—
TEAM									1-2																
TOTALS		13	38	61	99	364	.104	+50	53-136	48	2	3	5	2	5	6	3	1	0	0	3	153	3	8	.375
OPPONENTS		13	33	56	89	298	.111	-58	45-93	44	1	0	11	1	8	4	0	0	0	0	3	168	1	7	.143

#	PLAYER	GP-GS	MIN	GA	GAA	SV	SV%	W	L	T	SHO	PPG	SHG	ENG
30	Ian Shane	13-13	776:57	31	2.39	262	.894	6	4	3	1	11	1	0
33	Remington Keopple	1-0	9:40	0	0.00	3	1.000	0	0	0	0	0	0	0
EMPTY NET			5:35	2	—	—	—	—	—	—	—	0	0	2
TOTALS		13	797:58	33	2.48	265	.889	6	4	3	1	11	1	2
OPPONENTS		13	797:58	38	2.86	326	.896	4	6	3	1	5	2	4

FACEOFFS

#	PLAYER	W	L	PCT
14	Ryan Walsh	154	120	.562
9	Jack O'Leary	5	4	.556
18	Kyler Kovich	5	4	.556
38	Jonathan Castagna	108	87	.554
17	Dalton Bancroft	4	4	.500
19	Sullivan Mack	3	3	.500
28	Nick DeSantis	2	2	.500
15	Tyler Catalano	50	52	.490
16	Charlie Major	55	58	.487
22	Kyle Penney	12	14	.462
10	Jake Kraft	0	4	.000
26	Ondrej Psenicka	0	2	.000
11	Sean Donaldson	0	1	.000
12	Tim Rego	0	1	.000
TOTALS		398	356	.528
OPPONENTS		356	398	.472

POWER-PLAY SCORING

#	PLAYER	G	A	PTS	SH	SH%
14	Ryan Walsh	3	1	4	9	.333
6	George Fegaras	0	4	4	0	.000
16	Charlie Major	0	2	2	10	.000
21	Ben Robertson	1	1	2	6	.167
26	Ondrej Psenicka	1	0	1	3	.333
12	Tim Rego	0	1	1	3	.000
17	Dalton Bancroft	0	1	1	8	.000

SHORT-HANDED SCORING

#	PLAYER	G	A	PTS	SH	SH%
17	Dalton Bancroft	1	0	1	2	.500
22	Kyle Penney	1	0	1	2	.500
14	Ryan Walsh	0	1	1	1	.000

PERIOD-BY-PERIOD STATS

GOALS	1ST	2ND	3RD	OT	TOTAL
Cornell	12	8	17	1	38
Opponents	10	16	7	0	33
Difference	+2	-8	+10	+1	+5
SHOTS	1ST	2ND	3RD	OT	TOTAL
Cornell	103	103	146	12	364
Opponents	91	118	85	4	298
Difference	+12	-15	+61	+8	+66
SAVES	1ST	2ND	3RD	OT	TOTAL
Cornell	81	102	78	4	265
Opponents	91	95	129	11	326
Difference	-10	+7	-51	-7	-61

2024-25 ECAC HOCKEY STATISTICS

Overall6-4-3

Home5-1-1

Away0-3-1

Neutral1-0-1

ECAC Hockey3-3-2

#	PLAYER	GP	G	A	PTS	SH	SH%	+/-	PN-MIN	MIN	MAJ	OTH	PPG	SHG	FG	GWG	GTG	OTG	HT	PN	UA	BLK	SHOOTOUTS		
																							G	ATT	PCT
14	Ryan Walsh	8	4	2	6	19	.211	0	3-6	3	0	0	3	0	0	0	1	0	0	0	0	5	0	1	.000
17	Dalton Bancroft	8	4	2	6	21	.190	+1	2-15	0	1	1	0	0	2	2	0	0	0	0	0	6	0	1	.000
26	Ondrej Psenicka	4	3	2	5	8	.375	+2	1-2	1	0	0	1	0	0	0	0	0	0	0	0	3	0	0	—
16	Charlie Major	8	1	4	5	16	.063	+5	0-0	0	0	0	0	0	0	1	0	1	0	0	0	5	0	1	.000
6	George Fegaras	4	0	5	5	4	.000	0	2-4	2	0	0	0	0	0	0	0	0	0	0	0	3	0	0	—
9	Jack O'Leary	8	2	2	4	9	.222	-1	0-0	0	0	0	0	0	0	0	1	0	0	0	0	1	0	0	—
12	Tim Rego	8	1	3	4	8	.125	0	3-14	2	0	1	0	0	0	0	0	0	0	0	0	8	0	0	—
21	Ben Robertson	8	1	3	4	11	.091	-2	1-2	1	0	0	1	0	0	0	0	0	0	0	0	8	0	0	—
10	Jake Kraft	8	1	2	3	16	.063	+1	0-0	0	0	0	0	0	0	0	0	0	0	0	0	1	1	1	1.000
38	Jonathan Castagna	8	1	2	3	11	.091	-3	2-4	2	0	0	0	0	0	0	0	0	0	0	0	7	0	0	—
22	Kyle Penney	6	2	0	2	14	.143	+4	0-0	0	0	0	0	1	0	0	0	0	0	0	1	1	0	0	—
15	Tyler Catalano	8	1	1	2	10	.100	+1	2-4	2	0	0	0	0	0	0	0	0	0	0	0	2	0	0	—
18	Kyler Kovich	8	1	1	2	10	.100	+4	0-0	0	0	0	0	0	0	0	0	0	0	0	0	2	0	0	—
4	Hank Kempf	8	0	2	2	7	.000	+3	2-4	2	0	0	0	0	0	0	0	0	0	0	0	7	0	0	—
27	Michael Suda	8	0	2	2	10	.000	+3	1-2	1	0	0	0	0	0	0	0	0	0	0	0	5	1	1	1.000
3	Jack O'Brien	3	0	1	1	1	.000	+2	0-0	0	0	0	0	0	0	0	0	0	0	0	0	1	0	0	—
5	Hoyt Stanley	8	0	1	1	9	.000	+2	2-4	2	0	0	0	0	0	0	0	0	0	0	0	14	0	0	—
28	Nick DeSantis	8	0	1	1	10	.000	+2	1-2	1	0	0	0	0	0	0	0	0	0	0	0	3	0	0	—
30	Ian Shane	8	0	1	1	0	.000	0	1-2	1	0	0	0	0	0	0	0	0	0	0	0	0	0	0	—
11	Sean Donaldson	8	0	0	0	9	.000	-3	4-19	2	1	1	0	0	0	0	0	0	0	0	0	1	0	0	—
19	Sullivan Mack	4	0	0	0	7	.000	0	0-0	0	0	0	0	0	0	0	0	0	0	0	0	3	0	0	—
24	Nicholas Wolfenberg	4	0	0	0	3	.000	0	0-0	0	0	0	0	0	0	0	0	0	0	0	0	2	0	0	—
29	Parker Murray	2	0	0	0	0	.000	0	0-0	0	0	0	0	0	0	0	0	0	0	0	0	0	0	0	—
33	Remington Keopple	1	0	0	0	0	.000	0	0-0	0	0	0	0	0	0	0	0	0	0	0	0	0	0	0	—
TEAM									1-2																
TOTALS		8	22	37	59	213	.103	+21	28-86	23	2	3	5	1	2	3	2	1	0	0	1	88	2	5	.400
OPPONENTS		8	20	36	56	165	.121	-25	29-61	28	1	0	8	0	6	3	0	0	0	0	1	99	1	4	.250

#	PLAYER	GP-GS	MIN	GA	GAA	SV	SV%	W	L	T	SHO	PPG	SHG	ENG
30	Ian Shane	8-8	477:43	18	2.26	142	.888	3	3	2	1	8	0	0
33	Remington Keopple	1-0	9:40	0	0.00	3	1.000	0	0	0	0	0	0	0
EMPTY NET			5:35	2	—	—	—	—	—	—	—	0	0	2
TOTALS		8	492:58	20	2.43	145	.879	3	3	2	1	8	0	2
OPPONENTS		8	492:58	22	2.68	191	.897	3	3	2	0	5	1	1

FACEOFFS

POWER-PLAY SCORING

PERIOD-BY-PERIOD STATS

#	PLAYER	W	L	PCT
19	Sullivan Mack	1	0	1.000
28	Nick DeSantis	2	1	.667
14	Ryan Walsh	105	70	.600
17	Dalton Bancroft	3	2	.600
38	Jonathan Castagna	68	52	.567
22	Kyle Penney	11	10	.524
15	Tyler Catalano	30	30	.500
9	Jack O'Leary	3	3	.500
18	Kyler Kovich	2	2	.500
16	Charlie Major	24	35	.407
10	Jake Kraft	0	3	.000
11	Sean Donaldson	0	1	.000
12	Tim Rego	0	1	.000
26	Ondrej Psenicka	0	1	.000
TOTALS		249	211	.541
OPPONENTS		211	249	.459

#	PLAYER	G	A	PTS	SH	SH%
14	Ryan Walsh	3	1	4	7	.429
6	George Fegaras	0	4	4	0	.000
21	Ben Robertson	1	1	2	5	.200
16	Charlie Major	0	2	2	7	.000
26	Ondrej Psenicka	1	0	1	3	.333
12	Tim Rego	0	1	1	1	.000
17	Dalton Bancroft	0	1	1	4	.000

SHORT-HANDED SCORING

#	PLAYER	G	A	PTS	SH	SH%
22	Kyle Penney	1	0	1	2	.500

GOALS	1ST	2ND	3RD	OT	TOTAL
Cornell	6	6	9	1	22
Opponents	6	7	7	0	20
Difference	0	-1	+2	+1	+2
SHOTS	1ST	2ND	3RD	OT	TOTAL
Cornell	54	66	82	11	213
Opponents	58	54	52	1	165
Difference	-4	+12	+30	+10	+48
SAVES	1ST	2ND	3RD	OT	TOTAL
Cornell	52	47	45	1	145
Opponents	48	60	73	10	191
Difference	+4	-13	-28	-9	-46

2024-25 PERIOD-BY-PERIOD COMPARISONS

DATE	OPPONENT	GOALS																SHOTS													
		TOTAL			CU BY PERIOD				OPP BY PERIOD				+/- BY PERIOD				TOTAL			CU BY PERIOD				OPP BY PERIOD				+/- BY PERIOD			
		CU	OPP	+/-	1	2	3	OT	1	2	3	OT	1	2	3	OT	CU	OPP	+/-	1	2	3	OT	1	2	3	OT	1	2	3	OT
11/1	North Dakota	4	1	+1	3	0	1	—	1	0	0	—	+2	0	+1	—	21	24	-3	6	10	5	—	5	10	9	—	+1	0	-4	—
11/2	North Dakota	5	3	+2	1	1	3	—	0	3	0	—	+1	-2	+3	—	28	28	0	11	4	13	—	5	15	8	—	+6	-11	+5	—
11/8	Yale	2	2	0	1	1	0	0	1	1	0	0	0	0	0	0	33	10	+23	5	10	13	5	3	6	0	1	+2	+4	+13	+4
11/9	Brown	3	1	+2	0	1	2	—	1	0	0	—	-1	+1	+2	—	31	19	+12	7	11	13	—	9	5	5	—	-2	+6	+8	—
11/15	at Dartmouth	3	4	-1	0	1	2	—	0	2	2	—	0	-1	0	—	32	23	+9	11	7	14	—	8	5	10	—	+3	+2	+4	—
11/16	at Harvard	2	2	0	0	1	1	0	1	1	0	0	-1	0	+1	0	26	34	-8	6	5	12	3	13	11	10	0	-7	-6	+2	+3
11/22	Quinnipiac	1	3	-2	1	0	0	—	1	0	2	—	0	0	-2	—	16	23	-7	5	5	6	—	5	9	9	—	0	-4	-3	—
11/23	Princeton	5	0	+5	3	0	2	—	0	0	0	—	+3	0	+2	—	24	24	0	12	7	5	—	8	9	7	—	+4	-2	-2	—
11/30	vs. Quinnipiac	3	3	0	2	0	1	0	0	3	0	0	+2	-3	+1	0	33	29	+4	15	4	13	1	6	14	6	3	+9	-10	+7	-2
12/6	Colgate	3	2	+1	0	1	1	1	1	1	0	0	-1	0	+1	+1	31	10	+21	5	12	11	3	4	4	2	0	+1	+8	+9	+3
12/7	at Colgate	3	6	-3	1	1	1	—	1	2	3	—	0	-1	-2	—	20	22	-2	3	9	8	—	8	5	9	—	-5	+4	-1	—
1/3	vs. UMass	4	2	+2	0	1	3	—	1	1	0	—	-1	0	+3	—	35	24	+11	9	10	16	—	6	13	5	—	+3	-3	+11	—
1/4	at Arizona State	0	4	-4	0	0	0	—	2	2	0	—	-2	-2	0	—	34	28	+6	8	9	17	—	11	12	5	—	-3	-3	+12	—
1/10	at Sacred Heart																														
1/11	at Sacred Heart																														
1/17	at Princeton																														
1/18	at Quinnipiac																														
1/24	Harvard																														
1/25	Dartmouth																														
1/31	at St. Lawrence																														
2/1	at Clarkson																														
2/7	RPI																														
2/8	Union																														
2/14	at Brown																														
2/15	at Yale																														
2/21	Clarkson																														
2/22	St. Lawrence																														
2/28	at Union																														
3/1	at RPI																														



2024-25 GAME-BY-GAME SCORING BREAKDOWN

Date	Opponent	2 Steele	3 O'Brien	4 Kempf	5 Stanley	6 Fegaras	7 Rayhill	8 Devlin	9 O'Leary	10 Kraft	11 Donaldson	12 Rego	13 Mosko	14 Walsh	15 Catalano
11/1	North Dakota	DND	0-0—0	0-0—0	0-1—1	DND	DND	DND	0-0—0	0-0—0	DND	0-0—0	DND	0-0—0	1-0—1
11/2	North Dakota	DND	0-0—0	0-1—1	0-0—0	DND	DND	DND	1-0—1	1-1—2	DND	1-1—2	DND	1-2—3	0-1—1
11/8	Yale	DND	DNP	0-1—1	0-0—0	DND	DND	DND	1-0—1	0-1—1	0-0—0	0-0—0	DND	0-1—1	0-0—0
11/9	Brown	DND	DNP	0-0—0	0-0—0	DND	DND	DND	0-0—0	0-0—0	0-0—0	0-0—0	DND	1-0—1	0-0—0
11/15	at Dartmouth	DND	0-1—1	0-0—0	0-1—1	DND	DND	DND	0-0—0	0-0—0	0-0—0	0-0—0	DND	0-0—0	1-0—1
11/16	at Harvard	DND	0-0—0	0-0—0	0-0—0	DND	DND	DND	0-0—0	0-0—0	0-0—0	1-1—2	DND	1-0—1	0-0—0
11/22	Quinnipiac	DND	DNP	0-0—0	0-0—0	0-0—0	DND	DND	0-0—0	0-0—0	0-0—0	0-1—1	DND	0-0—0	0-0—0
11/23	Princeton	DND	0-0—0	0-0—0	0-0—0	0-2—2	DND	DND	0-1—1	1-0—1	0-0—0	0-1—1	DND	1-1—2	0-0—0
11/30	vs. Quinnipiac	DND	DNP	0-1—1	0-0—0	0-0—0	DND	DND	1-0—1	0-0—0	0-0—0	0-0—0	DND	0-1—1	0-0—0
12/6	Colgate	DND	DNP	0-1—1	0-0—0	0-1—1	DND	DND	1-0—1	0-0—0	0-0—0	0-0—0	DND	1-0—1	0-0—0
12/7	at Colgate	DND	DNP	0-0—0	0-0—0	0-2—2	DND	DND	0-1—1	0-1—1	0-0—0	0-0—0	DND	0-0—0	0-1—1
1/3	vs. UMass	DND	0-0—0	0-0—0	0-2—2	0-0—0	DND	DND	0-1—1	0-0—0	0-0—0	1-0—1	DND	1-0—1	0-0—0
1/4	at Arizona State	DND	0-0—0	0-0—0	0-0—0	0-0—0	DND	DND	0-0—0	0-0—0	DND	0-0—0	DND	0-0—0	0-0—0

Date	Opponent	16 Major	17 Bancroft	18 Kovich	19 Mack	21 Robertson	22 Penney	23 Wallace	24 Wolfenberg	26 Psenicka	27 Suda	28 DeSantis	29 Murray	30 Shane	38 Castagna
11/1	North Dakota	0-0—0	0-0—0	0-0—0	1-1—2	0-1—1	0-0—0	DND	1-0—1	0-0—0	0-0—0	1-0—1	DND	0-0—0	0-2—2
11/2	North Dakota	0-1—1	0-0—0	0-0—0	0-0—0	0-0—0	1-0—1	DND	0-0—0	0-0—0	0-1—1	0-0—0	DND	0-0—0	0-0—0
11/8	Yale	0-0—0	1-0—1	0-0—0	0-0—0	0-0—0	0-0—0	DND	0-0—0	DND	0-0—0	0-0—0	DND	0-0—0	0-1—1
11/9	Brown	0-0—0	2-1—3	0-1—1	0-0—0	0-1—1	0-0—0	DND	0-0—0	DND	0-1—1	0-0—0	DND	0-0—0	0-0—0
11/15	at Dartmouth	0-1—1	0-0—0	0-0—0	DND	0-1—1	2-0—2	DND	0-0—0	DND	0-0—0	0-0—0	0-0—0	0-0—0	0-0—0
11/16	at Harvard	0-1—1	0-0—0	0-0—0	DND	0-0—0	0-0—0	DND	0-0—0	DND	0-0—0	0-1—1	0-0—0	0-1—1	0-0—0
11/22	Quinnipiac	0-0—0	0-0—0	0-0—0	DND	0-0—0	0-0—0	DND	DND	0-0—0	0-0—0	0-0—0	DND	0-0—0	1-0—1
11/23	Princeton	0-1—1	1-0—1	0-0—0	DND	1-1—2	0-0—0	DND	DND	1-1—2	0-1—1	0-0—0	DND	0-0—0	0-0—0
11/30	vs. Quinnipiac	0-0—0	1-0—1	0-0—0	1-1—2	0-0—0	DND	DND	DND	0-0—0	0-0—0	0-0—0	DND	0-0—0	0-2—2
12/6	Colgate	1-1—2	0-0—0	0-0—0	0-0—0	0-0—0	DND	DND	DND	0-1—1	0-0—0	0-0—0	DND	0-0—0	0-1—1
12/7	at Colgate	0-0—0	0-1—1	1-0—1	0-0—0	0-0—0	DND	DND	DND	2-0—2	0-0—0	0-0—0	DND	0-0—0	0-0—0
1/3	vs. UMass	0-0—0	1-0—1	0-0—0	0-0—0	0-1—1	DND	DND	DND	0-1—1	0-1—1	0-0—0	DND	0-0—0	1-0—1
1/4	vs. RMU/ASU	0-0—0	0-0—0	0-0—0	0-0—0	0-0—0	DND	DND	0-0—0	0-0—0	0-0—0	0-0—0	DND	0-0—0	0-0—0

NOTE: SHADED DENOTES MULTI-GAME POINT STREAK

ACTIVE GOAL STREAKS	ACTIVE ASSIST STREAKS	ACTIVE POINT STREAKS
No active streaks	No active streaks	No active streaks

## 2024-25 SPECIAL TEAMS GAME-BY-GAME BREAKDOWN

### Key:

○ 5-on-4 killed; ● 5-on-4 goal; □ 4-on-3 killed; ■ 4-on-3 goal; ◎ 5-on-4 major penalty killed; ⦿ 5-on-4 major penalty goal; ▣ 4-on-3 major penalty goal;  
 ② 5-on-3 killed; ③ 5-on-3 goal; ◇ 4-on-3 then 5-on-4 killed; ◆ 5-on-4 goal after 4-on-3 killed; Ⓢ shorthanded goal; ▤ 4-on-3 major penalty killed

Date	Opponent	1st Per. PPs	2nd Per. PPs	3rd Per. PPs	OT PPs	1st Per. PKs	2nd Per. PKs	3rd Per. PKs	OT PKs
11/1	North Dakota		○	○			○	○	
11/2	North Dakota	○○○	○	○			○○○	○○	
11/8	Yale		○			●	②○		
11/9	Brown	○	○	○○		○	○		
11/15	at Dartmouth		○○	◎			③●		
11/16	at Harvard	○	○	●○		○	⦿○	○	
11/22	Quinnipiac			○○		●	○		
11/23	Princeton		○○◇○	●●		○	○○○		
11/30	vs. Quinnipiac	○	Ⓢ			○	③○○○		
12/6	Colgate	○	○	②●			●	○	
12/7	at Colgate	○	○●					②●●●	
1/3	vs. UMass		○○				●		
1/4	at Arizona State			○		○	■	○	
1/10	at Sacred Heart								
1/11	at Sacred Heart								
1/17	at Princeton								
1/18	at Quinnipiac								
1/24	Harvard								
1/25	Dartmouth								
1/31	at St. Lawrence								
2/1	at Clarkson								
2/7	RPI								
2/8	Union								
2/14	at Brown								
2/15	at Yale								
2/21	Clarkson								
2/22	St. Lawrence								
2/28	at Union								
3/1	at RPI								

## 2024-25 SPECIAL TEAMS BREAKDOWN

Last Friday vs. UMass					Last Saturday at Arizona State				2024-25 Totals			
Cornell PP	PPG	Opp.	Opp. Goals	PP Time	PPG	Opp.	Opp. Goals	PP Time	PPG/Opp.	Opp. Goals	Time	PP%
5-on-4	0	1	0	2:00	0	1	0	2:00	5/38	1	69:47	13.2%
5-on-3	—	—	—	—	—	—	—	—	0/1	0	0:06	0.0%
4-on-3	—	—	—	—	—	—	—	—	0/1	0	0:03	0.0%
Cornell PK	PPG	Opp.	CU Goals	PK Time	PPG	Opp.	CU Goals	PK Time	PPG/Opp.	CU Goals	Time	PK%
5-on-4	1	1	0	1:29	0	3	0	3:29	9/39	2	69:19	76.9%
5-on-3	—	—	—	—	—	—	—	—	1/2	0	2:59	50.0%
4-on-3	—	—	—	—	1	1	0	0:17	1/1	0	0:17	0.0%
Even Strength	CU Goals	Chances	Opp. Goals	Time	CU Goals	Chances	Opp. Goals	Time	CU Goals	Chances	Opp Goals	Time
4-on-4	—	—	—	—	0	2	0	1:44	0	7	1	11:24
3-on-3	—	—	—	—	—	—	—	—	0	0	0	0:00
Cornell Empty Net	CU Goals	Chances	Opp. Goals	Time	CU Goals	Chances	Opp. Goals	Time	CU Goals	Chances	Opp Goals	Time
6-on-5	—	—	—	—	0	2	0	5:46	0	5	2	10:56
6-on-4	—	—	—	—	—	—	—	—	0	0	0	0:00
6-on-3	—	—	—	—	—	—	—	—	0	0	0	0:00
Opp. Empty Net	CU Goals	Chances	Opp. Goals	Time	CU Goals	Chances	Opp. Goals	Time	CU Goals	Chances	Opp Goals	Time
6-on-5	1	1	0	0:50	—	—	—	—	4	6	0	6:01
6-on-4	—	—	—	—	—	—	—	—	0	0	0	0:00
6-on-3	—	—	—	—	—	—	—	—	0	0	0	0:00

*Pulled Goalie situations does not include delayed penalty scenarios*

Assessed penalty while on power play: Cornell 0, Opponents 2

GAME NUMBERS FOR HOME, ROAD, AND NEUTRAL SITES ARE BASED UPON THOSE TYPES OF GAMES

<b>SCORING</b>	
Cornell Hat Trick at Home (16 games)	1/19/2024 vs. Princeton (Jonathan Castagna)
Cornell Hat Trick on Road (43 games)	12/3/2021 at St. Lawrence (Matt Stienburg)
Cornell Hat Trick at Neutral Site (13 games)	11/26/2022 vs. UConn (Dalton Bancroft)
Opponent Hat Trick at Home (390 games)	3/5/1999 vs. St. Lawrence (John Poapst)
Opponent Hat Trick on Road (95 games)	11/5/2016 at Harvard (Lewis Zerter-Gossage)
Opponent Hat Trick at Neutral Site (64 games)	3/21/2009 vs. Yale (Sean Backman)
Two Hat Tricks in Game (990 games)	2/26/1994 vs. Yale (Jake Karam & Vincent Auger)
Three Hat Tricks in Game (2,135 games)	1/4/1911 vs. Western Reserve (5, Edmund 'Stubby' Wagner; 3, Frank Crasswaller; 3, Jefferson Vincent)
Defenseman Scored Hat Trick (1,334 games)	2/20/1982 vs. Maine (Joe Gallant)
Hat Trick in Consecutive Games (1,085 games)	Doug Derrrough 1/22/1991 at Colgate; 1/26/1991 at Dartmouth
Hat Trick in 3+ Straight Games (1,460 games)	Brock Tredway 1/21/1978 vs. Yale; 1/25/1978 vs. Princeton; 1/28/1978 vs. Penn
Scored 4+ Goals in a Game (108 games)	11/13/2021 vs. RPI (Max Andreev — 4 goals)
Scored 5+ Goals in a Game (1,828 games)	1/13/1965 vs. Hamilton (Doug Ferguson — 6 goals)
Two Multi-Goal Scorers in Game (32 games)	1/19/2024 vs. Princeton (3, Jonathan Castagna; 2, Nick DeSantis)
Three Multi-Goal Scorers in Game (59 games)	2/4/2023 vs. Union (2, Dalton Bancroft; 2, Nick DeSantis; 2, Sam Malinski)
<b>SCORING MARGINS</b>	
Cornell Shutout at Home (1 game)	11/23/2024 vs. Princeton (Ian Shane, 24 saves)
Cornell Shutout on Road (9 games)	1/26/2024 at Harvard (Ian Shane, 17 saves)
Cornell Shutout at Neutral Site (4 games)	3/23/2023 vs. Denver (Ian Shane, 26 saves)
Opponent Shutout at Home (24 games)	2/18/2023 vs. St. Lawrence (Emil Zetterquist, 28 saves)
Opponent Shutout on Road (0 games)	1/4/2025 at Arizona State (Gibson Homer, 34 saves)
Opponent Shutout at Neutral Site (11 games)	3/17/2023 vs. Harvard (Mitchell Gibson, 15 saves)
Consecutive Shutouts (85 games)	2/25/2022 at Quinnipiac (Ian Shane, 42 saves) 2/26/2022 at Princeton (Ian Shane, 23 saves)
Three Straight Shutouts (115 games)	2/21/2020 at Yale (Matthew Galajda, 17 saves) 2/22/2020 at Brown (Matthew Galajda, 19 saves) 2/28/2020 vs. St. Lawrence (Matthew Galajda, 26 saves)
Four Straight Shutouts (2,154 games)	2/9/1907 vs. Rochester (George Adler) 2/16/1907 at Army (George Adler) 1/18/1908 at Army (George Adler) 1/28/1908 vs. Rochester (Curtis Yohe) 1/31/1908 at RPI (George Adler) 2/8/1908 vs. Cascadilla (George Adler)
Shutout in Consecutive Games (299 games)	12/28/2014 vs. Lake State (Gordon Defiel, 39 saves) 12/29/2014 vs. Miami (Ohio) (Jay Williams, 15 saves)
Shutout in Three Straight Games (1,926 games)	2/6/1960 vs. Princeton (Clifford Michel, 14 saves) 2/12/1960 at Dartmouth (Tom Wahman, 15 saves) 2/13/60 at Brown (Roderick McGarry, 26 saves)
Won 1-0 Game at Home (33 games)	12/3/2022 vs. Dartmouth (Travis Mitchell)
Won 1-0 Game on Road (32 games)	2/25/2022 at Quinnipiac (Jack Malone)
Won 1-0 Game at Neutral Site (242 games)	12/30/1967 vs. Toronto (Bob McGuinn — OT)
Lost 1-0 Game at Home (24 games)	2/18/2023 vs. St. Lawrence (Aleksi Peltonen)
Lost 1-0 Game on Road (108 games)	1/15/2016 at RPI (Chris Bradley)
Lost 1-0 Game at Neutral Site (11 games)	3/17/2023 vs. Harvard (Alex Laferriere — OT)
Won by 5+ Goals at Home (1 game)	11/23/2024 vs. Princeton (W, 5-0)
Won by 5+ Goals on Road (6 games)	2/10/2024 at Union (W, 6-1)
Won by 5+ Goals at Neutral Site (12 games)	11/26/2022 vs. UConn (W, 6-0)
Lost by 5+ Goals at Home (134 games)	3/7/2015 vs. Union (L, 0-7)
Lost by 5+ Goals on Road (50 games)	1/31/2020 at Quinnipiac (L, 0-5)
Lost by 5+ Goals at Neutral Site (25 games)	3/25/2017 vs. UMass Lowell (L, 0-5)
<b>LEADS AND DEFICITS</b>	
Trailed by Two Goals and Won (3 games)	12/6/2024 vs. Colgate (OTW, 3-2; trailed 2-0)
Trailed by Three Goals and Won (832 games)	2/6/1999 vs. Princeton (W, 8-4; trailed 3-0)
Trailed by Four Goals and Won (1,296 games)	12/10/1983 vs. Harvard (W, 6-5; trailed 4-0)
Trailed by Five Goals and Won (1,582 games)	12/28/1973 vs. Colo. Coll. (W, 9-8; trailed 8-3)
Led by Two Goals and Lost (111 games)	11/5/2021 vs. Harvard (L, 2-3; led 2-0)
Led by Three Goals and Lost (277 games)	11/7/2015 vs. Quinnipiac (OTL, 4-5; led 3-0, 4-1)
Led by Four Goals and Lost (1,588 games)	3/16/1973 vs. Wisconsin (OTL, 5-6; led 4-0)
<b>PENALTIES</b>	
Did not commit a penalty (24 games)	2/16/2024 vs. Brown (W, 3-0)
Opponent did not commit a penalty (71 games)	12/2/2022 vs. Harvard (OTL, 2-3)
Neither team committed a penalty (167 games)	1/4/2019 at Princeton (W, 3-2)
Neither team had a power-play opportunity (167 games)	1/4/2019 at Princeton (W, 3-2)
<i>Shaded row denotes accomplished during 2024-25 season</i>	
<b>OVERTIMES AND SHOOTOUTS</b>	
Won Home Game in Overtime (0 games)	12/6/2024 vs. Colgate (Charlie Major)
Won Road Game in Overtime (11 games)	1/12/2024 at Arizona State (Ben Robertson)
Won Neutral Site Game in Overtime (32 games)	12/28/2015 vs. Providence (Jeff Kubiak)
Lost Home Game in Overtime (34 games)	12/2/2022 vs. Harvard (Sean Farrell)
Lost Road Game in Overtime (5 games)	2/23/2024 at Clarkson (Mathieu Gosselin)
Lost Neutral Site Game in Overtime (11 games)	3/17/2023 vs. Harvard (Alex Laferriere)
Won Shootout at Home (11 games)	2/17/2024 vs. Yale
Won Shootout on Road (2 games)	11/16/2024 Harvard
Won Shootout at Neutral Site (7 games)	11/30/2024 vs. Quinnipiac
Lost Shootout at Home (4 games)	11/8/2024 vs. Yale
Lost Shootout on Road (8 games)	1/27/2024 at Dartmouth
Lost Shootout at Neutral Site (6 games)	12/30/2023 vs. Arizona State
<b>TEAM SCORING</b>	
Scored 10+ Goals at Home (27 games)	2/4/2023 vs. Union (W, 10-1)
Scored 10+ Goals on Road (463 games)	2/18/1989 at Brown (W, 10-3)
Scored 10+ Goals at Neutral Site (162 games)	1/4/1985 vs. McGill (T, 10-10)
Allowed 10+ Goals at Home (556 games)	1/21/1987 vs. Colgate (L, 4-10)
Allowed 10+ Goals on Road (138 games)	3/16/2013 at Quinnipiac (L, 0-10)
Allowed 10+ Goals at Neutral Site (131 games)	12/27/1995 vs. Colorado College (L, 0-11)
5-Goal Period at Home (27 games)	2/4/2023 vs. Union (6 goals — 1st period)
5-Goal Period on Road (278 games)	11/15/2002 at Vermont (5 goals — 1st period)
5-Goal Period at Neutral Site (5 games)	3/22/2024 vs. Dartmouth (5 goals — 3rd period)
Two Goals in Under One Minute (9 games)	11/9/2024 vs. Brown (0:17)
Three Goals in Under Three Minutes (58 games)	2/10/2023 vs. Colgate (2:20)
Four Goals in Under Four Minutes (59 games)	2/4/2023 vs. Union (0:54 & 3:04)
Five Goals in Under Five Minutes (59 games)	2/4/2023 vs. Union (3:35)
<b>SPECIAL TEAMS SCORING</b>	
Scored 3+ Power-Play Goals (59 games)	2/4/2023 vs. Union (6 goals)
Scored 4+ Power-Play Goals (59 games)	2/4/2023 vs. Union (6 goals)
Scored 5+ Power-Play Goals (59 games)	2/4/2023 vs. Union (6 goals)
Allowed 3+ Power-Play Goals (66 games)	1/7/2023 at RPI (4 goals)
Allowed 4+ Power-Play Goals (66 games)	1/7/2023 at RPI (4 goals)
Allowed 5+ Power-Play Goals (586 games)	3/18/2006 vs. Harvard (5 goals)
Scored SHG in Game (4 games)	11/30/2024 vs. Quinnipiac (Dalton Bancroft)
Scored 2+ SHG in Game (397 games)	1/13/2012 at Quinnipiac (Sean Collins & Joel Lowry)
Allowed SHG in Game (31 games)	1/20/2024 vs. Quinnipiac (Zach Tupker)
Allowed 2+ SHG in Game (90 games)	2/11/2022 at RPI (Jake Johnson & Jakob Lacka)
Short-Handed Goal in OT (307 games)	11/14/2014 vs. Clarkson (Eric Freschi)
SHG in Consecutive Games (559 games)	2/9/2007 at Union (Mitch Carefoot) 2/10/2007 at RPI (Mark McCutcheon)
<b>EMPTY-NET GOALS</b>	
Empty-Net Goal at Home (3 games)	11/9/2024 vs. Brown (Ryan Walsh)
Empty-Net Goal on Road (6 games)	2/10/2024 at Union (Ondrej Psenicka)
Empty-Net Goal at Neutral Site (0 games)	1/3/2025 vs. UMass (Jonathan Castagna)
Allowed Empty-Net Goal at Home (17 games)	12/2/2023 vs. Colgate (Ryan McGuire)
Allowed Empty-Net Goal on Road (1 game)	12/7/2024 at Colgate (Max Nagel)
Allowed Empty-Net Goal at Neutral Site (21 games)	11/24/2018 vs. Harvard (Adam Fox)
Scored Multiple Empty-Net Goals (16 games)	3/22/2024 vs. Dartmouth (2, Nick DeSantis)
Allowed Multiple Empty-Net Goals (90 games)	2/11/2022 at RPI (Jake Johnson & Jakub Lacka)
Scored Extra-Attacker Goal (21 games)	2/24/2024 at St. Lawrence (2, Ondrej Psenicka)
Scored 2+ Extra-Attacker Goals (21 games)	2/24/2024 at St. Lawrence (2, Ondrej Psenicka)
Allowed Extra-Attacker Goal (4 games)	11/30/2024 vs. Quinnipiac (Aaron Schwartz)
Allowed Two Extra-Attacker Goals (104 games)	12/4/2021 at Clarkson (Lukas Kaelble, Anthony Romano, Zach Tsekos)
<b>PENALTY SHOTS</b>	
Scored on Penalty Shot (37 games)	12/2/2023 vs. Colgate (Sullivan Mack)
Unsuccessful on Penalty Shot (49 games)	3/23/2023 vs. Denver (Nick DeSantis)
Allowed Goal on Penalty Shot (31 games)	1/20/2024 vs. Quinnipiac (Alex Power)
Stopped Shooter on Penalty Shot (99 games)	1/8/2022 at North Dakota (Mark Senden)
<b>GOALTENDING FEATS</b>	
Scored a Goal (333 games)	11/26/2013 vs. Niagara (Mitch Gillam)
Recorded a Point (7 games)	11/16/2024 at Harvard (Ian Shane — assist)
Made 30+ Saves (7 games)	11/16/2024 at Harvard (Ian Shane, 32 saves)
Made 40+ Saves (86 games)	2/25/2022 at Quinnipiac (Ian Shane, 42 saves)
Made 50+ Saves (344 games)	3/17/2013 at Quinnipiac (Andy Iles — 60 saves)
Made 60+ Saves (344 games)	3/17/2013 at Quinnipiac (Andy Iles — 60 saves)