

CORNELL BIG RED

2024-25 MEN'S HOCKEY GAME NOTES

TWO NATIONAL CHAMPIONSHIPS (1967, 1970) | 26 IVY LEAGUE CHAMPIONSHIPS | 13 ECAC HOCKEY CHAMPIONSHIPS

2024-25 SCHEDULE

OCTOBER

26 **TORONTO (EXH.)** (ESPN+) W, 6-2

NOVEMBER (4-2-3, 2-2-2 ECAC)

1 **#7 NORTH DAKOTA** (ESPN+/SNY) W, 4-1

2 **#7 NORTH DAKOTA** (ESPN+) W, 5-3

8 **YALE*** (ESPN+) T, 2-2 (SOL)

9 **BROWN*** (ESPN+) W, 3-1

15 at #17 Dartmouth* (ESPN+) L, 3-4

16 at #20 Harvard* (ESPN+/NESN) T, 2-2 (SOW)

22 **#18 QUINNIPAC*** (ESPN+/TSN+) L, 1-3

23 **PRINCETON*** (ESPN+) W, 5-0

FROZEN APPLE (NEW YORK, N.Y.)

30 vs. #18 Quinnipiac (ESPN+/TSN+) T, 3-3 (SOW)

DECEMBER (1-1-0, 1-1-0 ECAC)

6 **COLGATE*** (ESPN+/SNY) W, 3-2 (OT)

7 at Colgate* (ESPN+) L, 3-6

JANUARY (3-3-2, 2-1-1 ECAC)

DESERT HOCKEY CLASSIC (TEMPE, ARIZ.)

3 vs. UMass (NCHC.tv) W, 4-2

4 at #19 Arizona State (NCHC.tv) L, 0-4

10 at Sacred Heart (FloHockey) T, 1-1 (SOW)

11 at Sacred Heart (FloHockey/SNY) L, 2-4

17 at Princeton* (ESPN+/SNY) W, 6-2

18 at #16 Quinnipiac* (ESPN+/NESN) T, 2-2 (SOW)

24 **HARVARD*** (ESPN+) W, 4-1

25 **DARTMOUTH*** (ESPN+) L, 1-6

31 at St. Lawrence* (ESPN+) 7 p.m.

FEBRUARY

1 at Clarkson* (ESPN+) 7 p.m.

7 **RPI*** (ESPN+) 7 p.m.

8 **UNION*** (ESPN+) 7 p.m.

14 at Brown* (ESPN+) 7 p.m.

15 at Yale* (ESPN+) 7 p.m.

21 **CLARKSON*** (ESPN+) 7 p.m.

22 **ST. LAWRENCE*** (ESPN+) 7 p.m.

28 at Union* (ESPN+) 7 p.m.

MARCH

1 at RPI* (ESPN+) 7 p.m.

All game times Eastern, subject to change

* - Denotes Ivy League contest

Bold Red CAPS denotes home game



MEDIA CONTACT

MARSHALL HAIM

Assistant Director of Athletic Communications

✉ mh2348@cornell.edu

☎ (716) 465-4945 (mobile)

CORNELL BIG RED

AT

ST. LAWRENCE SAINTS

GAME NO. 20 | FRIDAY, JAN. 31 | 7 P.M. | CANTON, N.Y. | APPLETON ARENA | CORNELL LEADS SERIES, 70-47-9

8-6-5
OVERALL

5-4-3
ECAC HOCKEY

RV/RV
USCHO/USA TODAY

7-16-1
OVERALL

3-8-1
ECAC HOCKEY

—/—
USCHO/USA TODAY

Mike Schafer
30TH SEASON AS HEAD COACH

550-295-116 (.633)
30TH SEASON AT CORNELL

Brent Brekke
6TH SEASON AS HEAD COACH

59-108-22 (.370)
6TH SEASON AT ST. LAWRENCE

CORNELL BIG RED

AT

CLARKSON GOLDEN KNIGHTS

GAME NO. 21 | SATURDAY, FEB. 1 | 7 P.M. | POTSDAM, N.Y. | CHEEL ARENA | CORNELL LEADS SERIES, 73-59-19

8-6-5
OVERALL

5-4-3
ECAC HOCKEY

RV/RV
USCHO/USA TODAY

14-8-2
OVERALL

8-4-0
ECAC HOCKEY

RV/RV
USCHO/USA TODAY

Mike Schafer
30TH SEASON AS HEAD COACH

550-295-116 (.633)
30TH SEASON AT CORNELL

Jean-François Houle
1ST SEASON AS HEAD COACH

14-8-2 (.625)
1ST SEASON AT CLARKSON

WEEKEND INFORMATION

FRIDAY BROADCAST



Play-by-Play: Greg Lapinski

Analyst: Dick Christy

Live Stats: cornellbigred.com

SATURDAY BROADCAST



Play-by-Play: Bob Ahlfeld

Analyst: Casey Ditzel

Live Stats: cornellbigred.com

RADIO BROADCASTS



Play-by-Play: Jason Weinstein

Radio Stream: cortacatoday.com

PUCK DROP

► The Cornell men's hockey teams makes its annual trek to the North Country this weekend when it faces off against Empire State rivals St. Lawrence and Clarkson.

► Puck drop for both contests on the weekend are slated for 7 p.m. and will air live on ESPN+. **JASON WEINSTEIN** (play-by-play) will also have the call over the airwaves on WHCU (870 AM, 97.7 FM, cortacatoday.com).

WEEKEND REWIND

► Appearing on the Lynah Rink ice for the first time since Dec. 6, Cornell ended up splitting its first home weekend series since Nov. 22-23, as it defeated Harvard, 4-1, on Friday night before suffering a 6-1 setback to Dartmouth the following night.

► Sophomore forwards **JAKE KRAFT** and **RYAN WALSH** scored twice within six seconds over the first 1:23 to guide the Big Red to its win over the Crimson. Junior forward **NICK DeSANTIS** tallied the latter two goals for Cornell for his fifth career multi-goal game.

► The six-second interval between Kraft and Walsh's goals is tied for the third-quickest time between goals in program history, trailing a pair of five-second splits that occurred on March 5, 1960, vs. Colgate (first-period goals by **MORGAN HOLMES** — 1:48 and **GERALD BOROFKY** — 1:53) and Feb. 14, 2020, vs. Union (third-period empty-net goals by **MORGAN BARRON** — 19:36 and **JACK MALONE** — 19:41). The two goals in the opening 1:23 was the fifth-fastest set of goals to begin a game in program history.

KILL, RED, KILL

► Cornell's penalty kill has excelled since Jan. 4, killing 20 of its opponent's last 22 power-play opportunities (90.9 percent), tied with fellow ECAC Hockey rival Colgate for the seventh-best penalty kill during the timeframe.

► In the Big Red's loss to Dartmouth last Saturday, Cornell did not allow a power-play goal on any of the Big Green's six opportunities, marking the first time it went at least 6-of-6 on the penalty kill in a game since Nov. 3, 2023, when it killed all six of Yale power plays at Ingalls Rink.

► The two power-play goals allowed since Jan. 4 is tied for the sixth-fewest goals conceded during the span. Western Michigan has gone a perfect 10-for-10 on the penalty kill, while UMass Lowell (16-of-17), Augustana (15-of-16), Omaha (13-of-14), and Wisconsin (8-of-9) have given up just one goal while on the penalty kill.

► Of the teams with two power-play goals given up since Jan. 4 includes Alaska, Arizona State, Bentley, Boston University, Colgate, Dartmouth, LIU, Michigan Tech, Northeastern, Quinnipiac, and UMass.

NCAA LEADERS

TOP PENALTY KILL PERCENTAGES
Since Jan. 4

TEAM	oPPG	oPPo	PK%
Western Michigan	0	10	1.000
UMass Lowell	1	17	.941
Augustana	1	16	.938
Omaha	1	14	.929
Quinnipiac	2	27	.926
Arizona State	2	23	.913
Colgate	2	22	.909
► Cornell	2	22	.909
UMass	2	20	.900
LIU	2	20	.900

2024-25 CORNELL MEN'S HOCKEY ROSTER

NO	NAME	POS	HT	WT	YR	S/C	HOMETOWN	LAST TEAM	NHL	YR / RD / PICK
3	Jack O'Brien	D	6-0	184	Jr.	L	White Rock, British Columbia	Nanaimo Clippers (BCHL)		
4	Hank Kempf	D	6-2	203	Sr.	L	Wilmette, Ill.	Muskegon Lumberjacks (USHL)		2021 / 7 / 208
5	Hoyt Stanley	D	6-3	203	So.	R	West Vancouver, British Columbia	Victoria Grizzlies (BCHL)		2023 / 4 / 108
6	George Fegasar	D	6-2	212	So.	R	Richmond Hill, Ontario	Muskegon Lumberjacks (USHL)		2022 / 3 / 83
7	Jimmy Rayhill	D	5-9	174	Sr.	R	New Hartford, N.Y.	Odessa Jackalopes (NAHL)		
8	Luke Devlin	F	6-3	209	So.	L	Memphis, Tenn.	West Kelowna Warriors (BCHL)		2022 / 6 / 182
9	Jack O'Leary	F	5-7	158	Sr.	R	St. James, N.Y.	Cedar Rapids RoughRiders (USHL)		
10	Jake Kraft	F	5-8	180	So.	L	Churchville, N.Y.	Cedar Rapids RoughRiders (USHL)		
11	Sean Donaldson	F	5-11	192	Jr.	L	Vancouver, British Columbia	Nanaimo Clippers (BCHL)		
12	Tim Rego	D	6-0	186	Sr.	R	Mansfield, Mass.	Brooks Bandits (AJHL)		
13	Marian Mosko	D	5-11	181	So.	L	Visolaje, Slovakia	Fargo Force (USHL)		
14	Ryan Walsh	F	6-1	188	So.	R	Rochester, N.Y.	Cedar Rapids RoughRiders (USHL)		2023 / 6 / 188
15	Tyler Catalano	F	6-4	216	So.	R	St. Louis, Mo.	Youngstown Phantoms (USHL)		
16	Charlie Major	F	5-10	180	Fr.	R	Skaneateles, N.Y.	Chicago Steel (USHL)		
17	Dalton Bancroft	F	6-3	207	Jr.	R	Madoc, Ontario	Trenton Golden Hawks (OJHL)		
18	Kyler Kovich	F	6-2	185	Sr.	L	Coquitlam, British Columbia	Tri-City Storm (USHL)		
19	Sullivan Mack	F	6-1	194	Sr.	L	Anchorage, Alaska	Salmon Arm Silverbacks (BCHL)		
21	Ben Robertson	D	5-11	191	So.	L	Potomac Falls, Va.	Waterloo Black Hawks (USHL)		
22	Kyle Penney	F	6-1	210	Sr.	L	Lawrencetown, Nova Scotia	Chilliwack Chiefs (BCHL)		
23	Winter Wallace	F	6-4	222	Jr.	R	Boulder, Colo.	Youngstown Phantoms (USHL)		
24	Nicholas Wolfenberg	D	6-2	212	Fr.	R	Calgary, Alberta	Okotoks Oilers (BCHL)		
26	Ondrej Psenicka	F	6-6	209	Sr.	L	Praha, Czechia	Waterloo Black Hawks (USHL)		
27	Michael Suda	D	6-1	187	Sr.	L	Cheektowaga, N.Y.	Fargo Force (USHL)		
28	Nick DeSantis	F	5-9	163	Jr.	R	Collegeville, Pa.	Madison Capitols (USHL)		
29	Parker Murray	F	6-5	229	Fr.	L	Manhattan Beach, Calif.	Chilliwack Chiefs (BCHL)		
30	Ian Shane	G	6-0	176	Sr.	L	Manhattan Beach, Calif.	Bismarck Bobcats (NAHL)		
33	Remington Keopple	G	6-2	184	Jr.	L	New Richmond, Wis.	Des Moines Buccaneers (USHL)		
37	Justin Katz	G	6-1	176	Fr.	R	Montréal, Québec	Powell River Kings (BCHL)		
38	Jonathan Castagna	F	6-2	200	So.	L	Etobicoke, Ontario	St. Andrew's College		2023 / 3 / 70

COACHING AND SUPPORT STAFF

Head Coach:	Mike Schafer '86
Associate Head Coach:	Casey Jones '90
Assistant Coach:	Sean Flanagan
Dir. of Hockey Ops./Ast. Coach:	Corey Leivermann
Equipment Manager:	Sean Schmidt
Athletic Trainer:	Kait Petryszyn
Team Physician:	Dr. Dave Wentzel
Strenght & Conditioning:	Mike Missen

PRUH-NUHN-SEE-AY-SHN GUIDE



















4	Hank Kempf	KEHM-pf
6	George Fegasar	fehG-AIR-ess
12	Tim Rego	REE-go
13	Marian Mosko	MAA-skau
17	Dalton Bancroft	BAN-crawft
18	Kyler Kovich	KOH-vich
26	Ondrej Psenicka	AWN-dray zeh-NEET-skuh
27	Michael Suda	SOO-duh
28	Nick DeSantis	duh-SAN-tuhs
33	Remington Keopple	KEH-puhl
38	Jonathan Castagna	KUH-stan-yuh
HC	Mike Schafer	SHAY-fuhr
AT	Kait Petryszyn	puh-TRISH-in

ROSTER BREAKDOWN

BY CLASS

FRESHMAN (4)	SOPHOMORES (9)	JUNIORS (6)	SENIORS (10)
16 Major	5 Stanley	3 O'Brien	4 Kempf
29 Wolfenberg	6 Fegasar	11 Donaldson	7 Rayhill
24 Murray	8 Devlin	17 Bancroft	9 O'Leary
37 Katz	10 Kraft	23 Wallace	12 Rego
	13 Mosko	28 DeSantis	18 Kovich
	14 Walsh	33 Keopple	19 Mack
	15 Catalano		22 Penney
	21 Robertson		26 Psenicka
	38 Castagna		27 Suda
			30 Shane

BY STATE

 New York	6	 Colorado	1	 Pennsylvania	1
 British Columbia	4	 Czechia	1	 Québec	1
 Ontario	3	 Illinois	1	 Slovakia	1
 California	2	 Massachusetts	1	 Tennessee	1
 Alaska	1	 Missouri	1	 Virginia	1
 Alberta	1	 Nova Scotia	1	 Wisconsin	1

CORNELL QUICK FACTS

GENERAL INFORMATION

Location:	Ithaca, N.Y.
Enrollment:	26,284 (16,071 undergraduate)
Founded:	1865
Nickname:	Big Red
School Colors:	Carnelian Red (Pantone 187) and White
Conference:	Ivy League / ECAC Hockey
Interim President:	Michael I. Kotlikoff
Meakam Smith Director of Athletics:	Dr. Nicki Moore
Athletics Website:	CornellBigRed.com
Ticket Office Phone:	(607) 255-4247
Ticket Office Website:	BigRedTix.com
Facebook:	/CornellSports
X (formerly Twitter):	@CornellSports @CornellMHockey
Instagram:	@CornellSports @cornellMHockey

HISTORY

Seasons of Hockey:	108th
First Varsity Season:	1900-01
All-Time Record:	1239-770-165 (.608)
ECAC Hockey Regular-Season Titles (last):	11 (2020)
Ivy League Regular-Season Titles (last):	26 (2024)
ECAC Hockey Championship Titles (last):	13 (2024)
NCAA Tournament Appearances (last):	24 (2024)
Most Consecutive NCAA Appearances:	4 (1967-70)
Frozen Four Appearances:	8 (2003)
National Championships:	2 (1967, 1970)
NCAA Tournament Record:	21-25 (.457)

LYNAH RINK

Year Opened (Season):	1957 (68th)
Capacity:	4,267
All-Time Record:	619-234-73 (.708)
Under Mike Schafer:	290-109-48 (.702)

COACHING / SUPPORT STAFF

Head Coach:	Mike Schafer (Cornell '86)
Record at Cornell:	549-294-116 (.633)
Overall Record:	Same as above
Associate Head Coach:	Casey Jones (Cornell '90)
Assistant Coach:	Sean Flanagan (St. Lawrence '10)
Dir. of Hockey Ops./Ast. Coach:	Corey Leivermann (Gustavus Adolphus '14)
Equipment Manager:	Sean Schmidt (Ferris State '09)
Athletic Trainer:	Kait Petryszyn (SUNY Cortland '22)

2023-24 IN REVIEW

Overall Record:	22-7-6 (.714)
ECAC Hockey Record (Finish):	12-6-4 (.636) — 2nd
Home Record:	10-3-2 (.733)
Road Record:	8-3-2 (.692)
Neutral Record:	4-1-2 (.714)
ECAC Hockey Tournament:	No. 2 seed / Championship Beat St. Lawrence in ECAC Hockey Championship, 3-1
NCAA Tournament:	No. 3 seed / Regional Final Beat Maine in semis, 3-1; Lost to Denver in final, 2-1
USCHO.com Poll Ranking (final):	9th
USA Hockey/The Rink Live Poll Ranking (final):	9th

2024-25 TEAM INFORMATION

Letterwinners Returning / Lost:	26 / 2
Newcomers:	4
Fr / So / Jr / Sr:	4 / 10 / 6 / 10


#YELLCORNELL


TALE OF THE TAPE

as of 1/29/25

			
Overall Record	8-6-5	7-16-1	14-8-2
60-Minute Record	7-6-6	5-15-4	13-7-4
Overtime Record	1-0-5	2-1-1	1-1-2
Shootout Record	4-1	0-1	0-2
Team Offense	2.84	2.08	3.08
National Rank	34th	59th	T-21st
Conference Offense	2.92	2.00	3.25
Conference Rank	6th	T-11th	T-3rd
Team Defense	2.58	2.96	2.38
National Rank	25th	T-40th	T-14th
Conference Defense	2.58	3.08	2.25
Conference Rank	5th	8th	4th
PP Percentage	.125	.141	.222
National Rank	60th	56th	21st
Conference PP. Pct.	.189	.075	.200
Conference Rank	9th	12th	T-6th
Penalty Kill Pct.	.797	.838	.872
National Rank	35th	14th	6th
Conference PK Pct.	.763	.794	.875
National Rank	8th	6th	3rd

FACEOFF PERCENTAGES

	CORNELL (53.4%; 13th)	W	L	PCT
38	Jonathan Castagna	171	131	.566
14	Ryan Walsh	220	177	.554
16	Charlie Major	73	67	.521
18	Kyler Kovich	26	25	.510
15	Tyler Catalano	57	60	.487

	ST. LAWRENCE (47.1%; 53rd)	W	L	PCT
28	Nicholas Beneteau	116	113	.507
13	Reilly Connors	179	179	.500
10	Tomáš Mazura (not on roster)	125	141	.470
17	Gabe Westling	92	111	.453
27	Isaac Tremblay	134	173	.436

	CLARKSON (49.1%; 39th)	W	L	PCT
19	Ellis Rickwood	278	181	.606
11	Luka Sukovic	93	88	.514
29	Luke Pakulak	49	49	.500
26	Garrett Dahm	112	152	.424
16	Ryan Bottrill	66	96	.407

THE GAME IS ON HIS STICK

► Junior forward **DALTON BANCROFT** recorded his fourth game-winning goal of the season and eighth game-winner of his collegiate career on Jan. 17 in the Big Red's 6-2 road victory against Princeton.

► Bancroft's game-winner against Princeton made him the first Cornell player with at least four game-winning goals within the first 17 games since defenseman **NICK D'AGOSTINO** '13, who had five game-winners in the first 17 games of the 2011-12 season. It marked the first time a Cornell forward had registered four game-winning goals in the first 17 games of a campaign since **DOUG MARRETT** '74 had four game-winners in 1972-73.

► Should Bancroft net a game-winning goal this weekend, he would be Cornell's first player with five game-winners by the 21st game of a season since **ANTHONY ANGELLO** in 2017-18.

► Entering this weekend, Bancroft is tied with eight players (Ferris State's Caiden Gault, Michigan's Michael Hage, Michigan State's Charlie Stramel, Michigan Tech's Logan Morrell, Minnesota State's Adam Eisele and Rhett Pitlick, Niagara's Jay Ahearn, and UConn's Ryan Tattle) for the seventh-most game-winning goals in Division I hockey this season. Bancroft ranks third among ECAC Hockey players in game-winning goals, trailing Clarkson's Ayrton Martino and Dartmouth's John Fusco (five).

KEMPF NOMINATED FOR NATIONAL AWARD

► The Hockey Humanitarian Award Foundation announced Jan. 14 that senior defenseman **HANK KEMPF** was named one of 14 nominees for this year's Hockey Humanitarian Award, marking Kempf's second consecutive season being a nominee for the award.

► A finalist for last year's award, Kempf is one of two student-athletes representing ECAC Hockey on this year's nominee list, joining St. Lawrence women's hockey graduate student Sarah Thompson, who also was a finalist for last year's award.

► Kempf's nomination marks the 10th time a player from Cornell has been nominated for the award, five of which have represented the men's program. Kempf is the first Big Red student-athlete to ever be nominated multiple times for the prestigious yearly award.

► Bestowed yearly upon college hockey's finest citizen, the Hockey Humanitarian Award is presented to a student-athlete who makes significant contributions to their team and the community through volunteerism leadership.

CORNELL RECORD BOOK

MOST GWG OVER TEAM'S FIRST 19 GAMES
Cornell Single Season

PLAYER	SEASON	GWG
Edmund 'Stubby' Magner	1910-11	6
Larry Fullan	1970-71	5
Dave Peace	1974-75	5
Nick D'Agostino	2011-12	5
► 11 times by 10 players, Last: Dalton Bancroft	2024-25	4

CORNELL RECORD BOOK

HOCKEY HUMANITARIAN AWARD NOMINEES
Cornell Program History

PLAYER	SEASON	FINALIST?
Erin Schmalz	1998-99	Yes
Colette Bredin	1999-00	No
Leona Bilodeau	2000-01	No
Sam Paolini	2002-03	Won
Topher Scott	2007-08	No
Andy Iles	2013-14	No
Alyssa Gagliardi	2013-14	Yes
Morgan Richardson	2015-16	Yes
► Hank Kempf	2023-24	Yes
► Hank Kempf	2024-25	TBD

MEDIA INFORMATION

ATHLETIC COMMUNICATIONS

Jeremy Hartigan

Sr. Associate Director of Athletics for Communications

Marshall Haim

Assistant Director of Athletic Communications (MIH)

Phone: (716) 465-4945

Email: mh2348@cornell.edu

TBA

Assistant Director of Athletic Communications

Aaron Kelly

Assistant Director of Athletic Communications

Sydney Duenckel

Athletic Communications Intern

Emily Sweeney

Athletic Communications Intern

MEDIA CREDENTIALS

► All media credential requests must be submitted to the Cornell men's hockey SID, Marshall Haim, at least 48 hours in advance of the desired game(s) in which the media member(s) are requesting.

► If approved for media credentials, media members can acquire their credential at the will-call window inside Bartels Hall, the building connected to the east of Lynah Rink.

WEEKLY MEDIA AVAILABILITY

► **MIKE SCHAFER** '86 and requested Cornell men's hockey student-athletes will be made available to the media each week throughout the season. Media availability will be held following every Tuesday practice, at approximately 5 p.m. Times and dates subject to change. Specific student-athlete requests should be made through Cornell's athletic communications office at least 24 hours in advance.

INTERVIEW REQUESTS

► Outside of weekly media availability, interview requests for student-athletes and coaching staff members may be requested through the Cornell athletic communications office. Every interview request will be attempted to be accommodated, but student-athletes are requested to not miss any classes, study halls, practices, or any potential medical treatments.

PRACTICES

► All Cornell men's hockey practices and morning skates are not open to the public.

POSTGAME INTERVIEWS

► **MIKE SCHAFER** '86, the Jay R. Bloom '77 Head Coach of Cornell Men's Ice Hockey, and selected student-athletes will be made available to the media following a 10-minute cooling down period.

► All postgame interviews involving Cornell at Lynah Rink will be conducted inside the hockey office. On the road, postgame interviews will take place in a designated area or outside the team's dressing room.

DRESSING ROOM ACCESS

► The Cornell men's hockey dressing room, both at home and on the road, is closed to all media members.

LYNAH RINK PRESS BOX

► Line charts and game notes will be made available for the working media inside the Lynah Rink press box at least 90 minutes prior to puck drop. Wireless internet access is available inside Lynah Rink for working media members only.

CORNELL
HOCKEY

THIS DAY IN CORNELL MEN'S HOCKEY HISTORY

JAN.

31

Cornell is 8-4-2 all-time on Jan. 31; 2-3-2 under **MIKE SCHAFER**

Jan. 31, 1987: Cornell goaltender **JIM EDMANDS** recorded his first career shutout, stopping all 29 Army shots he faced, as the Big Red had six different players find the back of the net in its 6-0 blanking of the Black Knights at Tate Rink in West Point, N.Y. Four of Cornell's six goals came in the second period.

MISTER RELIABLE

► Sophomore forward **RYAN WALSH** has a Cornell-best 220 faceoff wins this season, tied for 44th nationally and ranking fifth in ECAC Hockey behind Clarkson's Ellis Rickwood (278), Brown's Max Scott (274), Quinnipiac's Victor Czerneckianair (232), and RPI's Jakob Lee (223).

► Walsh has won 55.4 percent of his draws this season (220-of-397), ranking 23rd nationally among Division I players with 200-plus faceoff wins. Under the same criteria, Walsh's 55.4 percent clip ranks third among ECAC Hockey players, trailing Rickwood (278-of-459 — .606) and Czerneckianair (238-of-405 — .588).

► This season, Walsh has had a double-digit faceoff win total in 13 games and won at least 13 draws on nine occasions, tied with Michigan State's Charlie Stramel and Niagara's Glebs Prohorenkovs for the 10th-most games with at least 13 faceoff wins. Ahead of Walsh is Air Force's Clayton Cosentino (15), Bemidji State's Jackson Jutting and Niagara's Tyler Wallace (14), Brown's Max Scott and Notre Dame's Danny Nelson (13), Bentley's Ethan Leyh (12), Western Michigan's Tim Washe and Wisconsin's Gavin Morrissey (11), and Northeastern's Jack Williams (10) have more games with 13-plus faceoff wins.

JOINING RAREFIED COMPANY

► With his appearance against Quinnipiac on Jan. 18, senior goaltender **IAN SHANE** became the fourth Big Red goaltender in program history to appear in 100 career games with Cornell, joining **ANDY ILES** '14 (118 games), **BEN SCRIVENS** '10 (117 games), and **DAVID MCKEE** '06 (102 games).

► Among active Division I goaltenders, Shane is one of six netminders to appear in 100 games, joining Western Michigan's Cameron Rowe (119), Wisconsin's Tommy Scarfone (111), Boston University's Mathieu Caron (110), Clarkson's Ethan Langenegger (107), and Bemidji State's Mattias Sholl (106).

► Of the six goaltenders with 100-plus appearances, Shane and Sholl are the lone two players to have played all their games with the same program.

2K SHANE

► Entering this weekend, senior goaltender **IAN SHANE** has made 1,999 career saves, ranking as the 10th-most stops by a Cornell goaltender in program history.

► With his next save, Shane will become the 10th player in Cornell program history to reach the 2,000-save plateau, joining **ANDY ILES** '14, **BEN SCRIVENS** '10, **JASON ELLIOTT** '98, **MITCH GILLAM** '17, **CORRIE D'ALESSIO** '91, **BRIAN HAYWARD** '82, **DAVID MCKEE** '06, **DARREN ELIOT** '83, and **MATT UNDERHILL** '02.

► Among active Division I goaltenders, Shane would become the 16th player to reach 2,000 career saves, joining Arizona State's TJ Semptimphelter, Bemidji State's Mattias Sholl, Boston University's Mathieu Caron, Bowling Green's Christian Stoeber, Clarkson's Ethan Langenegger, Colorado College's Kaidan Mbereko, Michigan's Logan Stein, Minnesota's Liam Souliere, Niagara's Pierce Charleson, Omaha's Simon Latkoczy, RPI's Jack Watson and Noah Giesbrecht, St. Lawrence's Dominic Basse, Western Michigan's Cameron Rowe, and Wisconsin's Tommy Scarfone.

ECAC HOCKEY LEADERS

MOST FACEOFF WINS THIS SEASON

ECAC Hockey Leaders (as of 1/27/25)

PLAYER	SCHOOL	FOW
Ellis Rickwood	Clarkson	278
Max Scott	Brown	274
Victor Czerneckianair	Quinnipiac	238
Jakob Lee	RPI	223
► Ryan Walsh	Cornell	220
Sean Chisholm	Dartmouth	204

TOP FACEOFF WIN PERCENTAGES (Min. 175 FOW)

ECAC Hockey Leaders (as of 1/27/25)

PLAYER	SCHOOL	FO%
Ellis Rickwood	Clarkson	.606
Victor Czerneckianair	Quinnipiac	.588
► Ryan Walsh	Cornell	.554
Jakob Lee	RPI	.553
Travis Treloar	Quinnipiac	.539
Sean Chisholm	Dartmouth	.534

NCAA RECORD BOOK

CAREER GAMES PLAYED LEADERS

Active Division I Goaltenders

PLAYER	SCHOOL(S)	GP
Cameron Rowe	Wisconsin, WMU	119
Tommy Scarfone	RIT, Wisconsin	111
Mathieu Caron	Brown, Boston Univ.	110
Ethan Langenegger	Lake State, Clarkson	107
Mattias Sholl	Bemidji State	106
► Ian Shane	Cornell	102
Liam Souliere	Penn St., Minnesota	99
Dominic Basse	SCSU, St. Lawrence	91

NOTE: Bold italics denotes current team

CORNELL RECORD BOOK

MOST GOALTENDER SAVES

Cornell Program History

PLAYER	SEASONS	SAVES
1. Andy Iles	2010-14	2,988
2. Ben Scrivens	2006-10	2,872
3. Jason Elliott	1994-98	2,462
4. Mitch Gillam	2013-17	2,403
5. Corrie D'Alessio	1987-91	2,228
6. Brian Hayward	1978-82	2,225
7. David McKee	2003-06	2,208
8. Darren Eliot	1979-83	2,143
9. Matt Underhill	1998-02	2,052
► 10. Ian Shane	2021-Pres.	1,999

NCAA RANKINGS

DCU / USCHO.com Poll (as of 1/27/25)
Bold denotes Cornell opponent in 2024-25

TEAM	RECORD	LAST	PTS
1. Boston College (42)	18-4-1	1	992
2. Michigan State (7)	20-3-3	2	958
3. Western Michigan (1)	17-4-1	3	889
4. Minnesota	19-6-3	4	833
5. Denver	18-6-0	5	789
6. Maine	15-5-3	6	768
7. Providence	15-6-3	7	635
8. UMass Lowell	13-7-3	12	567
9. UConn	14-8-2	13	554
10. Boston University	13-9-1	8	543
11. Ohio State	15-7-2	9	526
12. Arizona State	14-9-1	11	491
13. Michigan	14-10-2	10	468
14. Quinnipiac	15-8-2	15	329
15. Minnesota State	17-7-2	14	291
16. North Dakota	12-10-1	16	192
17. Wisconsin	11-12-3	RV	118
18. New Hampshire	11-9-3	18	105
19. Augustana	14-7-3	RV	80
20. UMass	13-10-2	RV	67

Receiving votes: Colorado College (61), **Dartmouth (42)**, **Clarkson (41)**, St. Cloud State (39), Michigan Tech (33), Omaha (30), **Sacred Heart (22)**, **Cornell (15)**, Holy Cross (8), Penn State (5), Niagara (4), Northeastern (3), Bowling Green (2)

USA Hockey/The Rink Live Poll (as of 1/27/25)
Bold denotes Cornell opponent in 2024-25

TEAM	RECORD	LAST	PTS
1. Boston College (27)	18-4-1	1	673
2. Michigan State (7)	20-3-3	2	652
3. Western Michigan	17-4-1	4	594
4. Minnesota	19-6-3	3	576
5. Denver	18-6-0	5	536
6. Maine	15-5-3	7	528
7. Providence	15-6-3	6	433
8. UMass Lowell	13-7-3	13	399
9. UConn	14-8-2	12	397
10. Boston University	13-9-1	9	363
11. Ohio State	15-7-2	8	351
12. Michigan	14-10-2	10	325
13. Arizona State	14-9-1	11	301
14. Quinnipiac	15-8-2	15	242
15. Minnesota State	17-7-2	14	216
16. New Hampshire	11-9-3	18	103
17. North Dakota	12-10-1	16	96
18. Wisconsin	11-12-3	RV	64
19. Dartmouth	11-7-2	RV	60
20. UMass	13-10-2	RV	54

Receiving votes: Augustana (42), **Clarkson (36)**, Colorado College (25), St. Cloud State (21), **Cornell (19)**, Omaha (15), Michigan Tech (12), **Sacred Heart (4)**, Penn State (3)

THIS DAY IN CORNELL MEN'S HOCKEY HISTORY

FEB.

Cornell is 12-3-0 all-time on Feb. 1; 7-2-0 under **MIKE SCHAFER**

I

Feb. 1, 1991: **JOE DRAGON**'s redirection of a **BRUCE FRAULEY** shot broke open a 2-2 tie with 10:19 to play, leading Cornell to a 4-2 victory over Clarkson at Lynah Rink. The Big Red's victory snapped a string of four consecutive ties against the Golden Knights. **CORRIE D'ALESSIO** made 27 saves in the winning effort.

SHANE'S WORLD, IT'S PARTY TIME, EXCELLENT!

► Senior goaltender **IAN SHANE** has excelled inside the blue paint during his time on East Hill. Over his 102 career appearances between the pipes for the Big Red, Shane has a 56-27-15 record with a 1.84 goals-against average and a .917 save percentage.

► Shane's 56 career victories rank sixth among Cornell goaltenders in program history. Entering this weekend, Shane is two wins shy of tying **ANDY ILES** '14 for fifth in program history. The 56 wins make Shane one of five active Division I goaltenders with 50-plus career victories, joining Western Michigan's Cameron Rowe (66), Wisconsin's Tommy Scarfone (64), Boston University's Mathieu Caron (54), and Denver's Matt Davis (51).

► After making 24 saves to earn his 12th career shutout in a 5-0 victory over Princeton on Nov. 23, Shane's 12 shutouts are tied with Scarfone for the most by all active Division I goaltenders. Both netminders have three more shutouts than Boston College's Jacob Fowler and North Dakota's T.J. Semptimphelter (nine).

► The 12 shutouts rank fifth all-time among Cornell goaltenders, one shy of matching Cornell Athletics and Hockey Hall of Famer **KEN DRYDEN** '69, who assumes fourth place with 13 shutouts.

MAKING A NAME FOR HIMSELF

► Senior goaltender **IAN SHANE** boasts a 1.84 career goals-against average, the 14th-best figure in Division I hockey history. Shane is among 38 goalies with a sub-2.00 goals-against average with at least 1,500 minutes between the pipes.

► Cornell has four of the top 10 career goals-against averages in NCAA history, one of two programs (Michigan State) with multiple representatives inside the top 10.

► Shane and **BEN SCRIVENS** '10 (1.93) give Cornell six of the 38 sub-2.00 career goals-against averages in NCAA history — the highest number for any Division I program. Other Division I programs to have multiple sub-2.00 goals-against averages include Quinnipiac (four), Maine (three), and Denver, Miami, Michigan State, Michigan Tech, and Notre Dame (two each).

► Among active Division I goaltenders with at least 1,500 minutes, Shane is one of three netminders with a career goals-against average below 2.00, joining Boija and Boston College's Jacob Fowler (1.96).

THAT'LL LEAVE A MARK...

► Sophomore defenseman **HOYT STANLEY** blocked a career-high five shots in last Saturday's loss to Dartmouth, marking the fourth time he absorbed at least four shots in a game this season.

► Per data from *College Hockey News*' Stats Customizer, Stanley is tied with **REECE WILLCOX** (2014-15 & 2015-16), **ALEC MCCREA** (2017-18), **YANNI KALDIS** (2017-18), **MATTHEW NUTTLE** (2018-19), and **TIM REGO** (2023-24) for the 10th-most games with four-plus blocked shots by a Cornell player in a season since 2012-13.

► With another game with four-plus blocked shots, Stanley would be the first player with five games with four-plus blocked shots since **HANK KEMPF** in 2023-24.

CORNELL RECORD BOOK

MOST GOALTENDER WINS
Cornell Program History

PLAYER	SEASONS	WINS
1. Ken Dryden	1966-69	76
2. David McKee	2003-06	65
Ben Scrivens	2006-10	65
4. Matthew Galajda	2017-20	60
5. Andy Iles	2010-14	58
► 6. Ian Shane	2021-Pres.	56

MOST GOALTENDER SHUTOUTS
Cornell Modern Era (Since 1957-58)

PLAYER	SEASONS	SHO
1. Ben Scrivens	2006-10	19
Matthew Galajda	2017-20	19
3. Dave McKee	2003-06	18
4. Ken Dryden	1966-69	13
► 5. Ian Shane	2021-Pres.	12

NCAA RECORD BOOK

CAREER GOALS-AGAINST AVERAGE LEADERS
All-Time Leaders (Min. 1,500 Minutes Played)

GAA, PLAYER (SCHOOL — YEARS)
1.29, David LeNeveu (Cornell — 2001-03)
1.34, Yaniv Perets (Quinnipiac — 2020-23)
1.46, Dryden McKay (Minnesota St. — 2018-22)
1.54, Ryan Miller (Michigan St. — 2000-02)
1.58, Filip Lindberg (UMass — 2018-21)
1.59, Ken Dryden (Cornell — 1967-69)
1.60, Connor Hellebuyck (UMass Lowell — 2012-14)
1.70, Matthew Galajda (Cornell & Notre Dame — 2017-21)
1.72, David McKee (Cornell — 2004-06)
1.76, Joe Blackburn (Michigan St. — 1997-01)
1.78, Brian Elliott (Wisconsin — 2003-07)
1.80, Albin Boija (Maine — 2023-Pres.)
1.8406, Jimmy Howard (Maine — 2002-05)
► 1.8407, Ian Shane (Cornell — 2021-Pres.)

CORNELL RECORD BOOK

MOST GAMES WITH 4+ BLOCKED SHOTS
Single Season (Since 2012-13)

PLAYER	SEASON	GAMES
Joakim Ryan	2013-14	9
Reece Willcox	2013-14	8
Joakim Ryan	2012-13	5
Patrick McCarron	2015-16	5
Alec McCrea	2018-19	5
Brendan Smith	2018-19	5
Yanni Kaldis	2018-19	5
Travis Mitchell	2022-23	5
Hank Kempf	2023-24	5

PAIRWISE RANKINGS

NCAA PAIRWISE RANKINGS (as of 1/29/25)
Bold denotes Cornell opponent in 2024-25

TEAM	RECORD	PCWs	RPI
1. Boston College	18-4-1	63	.6433
2. Michigan State	20-3-3	62	.6310
3. Minnesota	19-6-3	61	.5922
4. UConn	14-8-2	59	.5891
6. Maine	15-5-3	59	.5884
6. Western Michigan	17-4-1	58	.5869
7. Denver	18-6-0	57	.5801
8. Providence	15-6-3	56	.5740
9. UMass Lowell	13-7-3	55	.5684
Boston University	13-9-1	55	.5674
11. Ohio State	15-7-2	52	.5673
Michigan	14-10-2	52	.5514
13. Quinnipiac	15-8-2	51	.5504
14. Arizona State	14-9-1	50	.5496
15. New Hampshire	11-9-3	49	.5403
16. Wisconsin	11-12-3	48	.5396
17. Minnesota State	17-7-2	47	.5371
18. UMass	13-10-2	46	.5354
19. Dartmouth	11-7-2	45	.5295
20. Cornell	8-6-5	44	.5238
21. Augustana	14-7-3	43	.5212
22. Merrimack	10-13-1	42	.5211
23. Northeastern	9-11-3	41	.5209
24. Penn State	11-10-3	40	.5183
25. Colgate	12-10-2	39	.5171
26. North Dakota	12-10-1	38	.5153
27. St. Cloud State	11-13-0	36	.5130
28. Sacred Heart	15-9-4	35	.5107
LIU	10-10-2	35	.5095
30. Clarkson	14-8-2	33	.5087
Michigan Tech	15-9-2	33	.5085
32. Colorado College	12-11-1	32	.5059
33. Vermont	9-13-3	31	.5052
Holy Cross	13-11-2	31	.5039
35. Omaha	14-10-0	30	.5035
36. Bentley	13-12-2	26	.5026
Minnesota Duluth	10-13-1	26	.5022
Alaska	7-11-5	26	.4918
39. Harvard	7-10-2	25	.4933
40. Union	14-9-1	24	.4923
Notre Dame	9-16-1	24	.4884
42. Bowling Green	12-9-4	23	.4888
Princeton	8-10-1	23	.4856
44. Lake Superior State	9-13-2	20	.4776
45. Brown	8-9-2	19	.4768
46. St. Thomas	10-11-5	18	.4723
47. Bemidji State	9-13-4	17	.4717
48. Niagara	14-10-3	16	.4709
49. RPI	9-13-2	15	.4610
50. Air Force	11-16-1	14	.4581
51. Army	11-15-0	12	.4508
Yale	5-13-1	12	.4494
53. AIC	8-17-1	11	.4481
54. Alaska Anchorage	5-17-4	9	.4448
Robert Morris	9-14-3	9	.4377
56. Lindenwood	6-18-2	8	.4445
57. St. Lawrence	7-16-1	7	.4285
58. Canisius	9-14-2	6	.4374
Ferris State	8-16-2	6	.4374
60. Stonehill	8-20-0	5	.4217
61. Northern Michigan	4-21-1	3	.4159
Miami	3-19-2	3	.4013
63. RIT	5-20-1	1	.3915
64. Mercyhurst	3-20-3	0	.3696

ON THE PLUS SIDE...

► Entering this weekend's contests, senior forward **ONDREJ PSENICKA** and senior defenseman **TIM REGO** have plus-50 ratings, making Cornell one of three Division I programs (Minnesota — three, Boston College — two) to have multiple players with a plus-minus rating of at least plus-50.

► Psenicka and Rego are two of 10 players with at least a plus-50 rating and are tied with Minnesota's Luke Mittelstadt for the sixth-highest plus-minus rating among active Division I players.

► Along with senior forwards **KYLE PENNEY** (plus-46) and **JACK O'LEARY**'s (plus-40) ratings, Cornell is one of four Division I programs (Minnesota — four; Boston College and Denver — three) with at least three players with a plus-minus rating of plus-40.

► Since the 2002-03 season, when plus-minus ratings began to be tracked for an entire season, Psenicka and Rego are tied for the third-highest career plus-minus ratings in program history, only trailing forward **GREG MILLER** '13 (plus-52) and defenseman **TRAVIS MITCHELL** '23 (plus-51).

SPREADING THE WEALTH

► Cornell saw scoring contributions from nearly every skater who appeared in at least one game last season. Of the 23 skaters who appeared in at least one contest last year, 21 registered at least one point (91.3 percent), and 19 players (82.6 percent) recorded at least two points.

► Across its first 19 games this season, Cornell has succeeded in maintaining the scoring levels achieved from last year. This year, 21 of the 25 players who have appeared in at least one game have at least one point (84.0 percent), and 19 have at least two points (76.0 percent).

► The sophomore class, which led the team last season in all three major scoring categories — goals (44), assists (70), and points (114), has accounted for a team-high 43.7 percent of Cornell's scoring this season and leads all major scoring categories: goals (21), assists (41) and points (62).

► Among Division I programs, only Robert Morris (105 of 199 points — 52.8 percent), Army (94 of 197 points — 47.7 percent), and Notre Dame (91 of 205 — 44.4 percent) have received a higher percentage of production from their sophomore class this season.

BLUELINE HELPING OUT

► Of the Big Red's 142 points recorded this season, 45 (six goals, 39 assists) have come from defensemen (31.7 percent of scoring production).

► Cornell's has the third-highest percentage of points from defensemen entering this weekend, only trailing fellow ECAC Hockey and Ivy League foe Princeton (32.1 percent — 34 of 106) and Colorado College (31.7 percent — 58 of 183).

► Among Division I programs, Cornell is one of 11 teams with at least 30 percent of its scoring production from blueliners. Along with Princeton and Colorado College, the others include Colgate (31.6 percent — 66 of 209), Minnesota Duluth (30.5 percent — 58 of 190), Air Force (30.5 percent — 46 of 151), RPI (30.4 percent — 59 of 194), Lindenwood (30.3 percent — 40 of 132), Notre Dame (30.2 percent — 62 of 205), Omaha (30.1 percent — 55 of 183), and Merrimack (30.0 percent — 45 of 150).

► The 39 assists by Cornell blueliners (44.3 percent of its overall assist total) is the highest average among Division I hockey programs this season, and is one of two programs with at least 40 percent of its assists coming from blueliners (Omaha — 46 of 114 — 40.4 percent).

► Senior defenseman **TIM REGO** (3-8—11) and sophomore defenseman **GEORGE FEGARAS** (1-8—9) are both having career years for the Big Red. Rego has tied single-season high for goals (3), assists (8), and points (11), while Fegaras has already more than doubled his scoring production from last year in just 13 appearances this season.

NCAA LEADERS

TOP ACTIVE CAREER PLUS-MINUS RATINGS
Division I Hockey Players (as of 1/29/25)

PLAYER	SCHOOL	+/-
Jack Devine	Denver	+67
Rhett Pitlick	Minnesota State	+63
Aiden Hansen-Bukata	Ohio State	+57
Eamon Powell	Boston College	+57
Ryan Leonard	Boston College	+51
Luke Mittelstadt	Minnesota	+50
► Ondrej Psenicka	Cornell	+50
► Tim Rego	Cornell	+50
Jimmy Snuggerud	Minnesota	+50
Mike Koster	Minnesota	+50

SCORING BREAKDOWN

CORNELL'S 2024-25 SCORING BREAKDOWN
By Class and Position

CLASS	G	A	PTS	PCT
Freshmen	2	6	8	5.6%
Sophomores	21	41	62	43.7%
Juniors	12	8	20	14.1%
Seniors	19	33	52	36.6%
POSITION	G	A	PTS	PCT
Forwards	48	48	96	67.6%
Defensemen	6	39	45	31.7%
Goaltenders	0	1	1	0.7%

► Among Division I programs, only Robert Morris (105 of 199 points — 52.8 percent), Army (94 of 197 points — 47.7 percent), and Notre Dame (91 of 205 — 44.4 percent) have received a higher percentage of production from their sophomore class this season.

NCAA LEADERS

PERCENTAGE OF SCORING BY DEFENSEMEN
This Season (as of 1/29/25)

SCHOOL	DG	DA	DP	TP	PCT
Princeton	15	19	34	106	32.1%
Colorado Coll.	17	41	58	183	31.7%
► Cornell	6	39	45	142	31.7%
Colgate	19	47	66	209	31.6%
Minn. Duluth	15	43	58	190	30.5%
Air Force	15	31	46	151	30.5%
RPI	16	43	59	194	30.4%
Lindenwood	10	30	40	132	30.3%
Notre Dame	14	48	62	205	30.2%
Omaha	9	46	55	183	30.1%
Merrimack	11	34	45	150	30.0%

CORNELL NATIONALLY...



2024-25 TEAM STATISTICS (as of 1/29/25)

	STAT	NCAA	ECAC
FACEOFF WIN PERCENTAGE	.534	13th	2nd
PENALTY KILL PERCENTAGE	.797	35th	5th
POWER-PLAY PERCENTAGE	.125	60th	12th
SCORING DEFENSE	2.58	25th	5th
SCORING MARGIN	+0.26	30th	5th
SCORING OFFENSE	2.84	34th	7th
TOTAL ASSISTS	88	55th	8th
PIM PER GAME	11.84	8th	2nd
TOTAL POINTS	142	T-54th	T-7th
TOTAL PIM	225	T-33rd	4th
POWER-PLAY GOALS	7	T-62nd	12th
SHORT-HANDED GOALS	2	T-21st	T-6th
WIN PERCENTAGE	.553	26th	5th

2024-25 INDIVIDUAL LEADERS (as of 1/29/25)

	STAT	NCAA	ECAC
FACEOFFS WON			
Ryan Walsh	220	44th	5th
GAME-WINNING GOALS			
Dalton Bancroft	4	T-7th	3rd
GOALTENDER WIN PERCENTAGE			
Ian Shane	.528	41st	7th
GOALS-AGAINST AVERAGE			
Ian Shane	2.47	37th	7th
GOALS PER GAME			
Ryan Walsh	0.47	41st	7th
Dalton Bancroft	0.42	T-63rd	T-12th
POINTS PER GAME			
Ryan Walsh	0.89	T-73rd	T-13th
SHORT-HANDED GOALS			
Dalton Bancroft	1	T-18th	T-4th
Kyle Penney	1	T-18th	T-4th
SHUTOUTS			
Ian Shane	1	T-33rd	T-3rd

CORNELL IN THE RANKINGS

DATE	PAIRWISE	USCHO	USA/TRI
Preseason	N/A	9 (585)	9 (429)
Oct. 7	N/A	7 (615)	7 (458)
Oct. 14	N/A	8 (614)	7 (465)
Oct. 21	N/A	8 (602)	8 (441)
Oct. 28	N/A	9 (579)	8 (456)
Nov. 4	N/A	6 (753)	6 (527)
Nov. 11	N/A	6 (701)	5 (505)
Nov. 18	N/A	8 (579)	7 (431)
Nov. 25	N/A	11 (463)	11 (309)
Dec. 2	15	12 (443)	12 (302)
Dec. 9	25	14 (283)	14 (189)
Dec. 16	23	16 (255)	17 (148)
Dec. 30	24	16 (250)	16 (151)
Jan. 6	27	18 (166)	20 (87)
Jan. 13	29	RV (38)	RV (31)
Jan. 20	20	RV (41)	20 (51)
Jan. 27	20	RV (15)	RV (19)

Pairwise not officially acknowledged until first full weekend of December due to sample size

ALL HE DOES IS WIN, WIN, WIN

► **MIKE SCHAFFER '86**, the Jay R. Bloom '77 Head Coach of Cornell Men's Ice Hockey, is one of six active Division I men's hockey head coaches with 500 career victories.

► Schaffer's 550 wins rank as the 18th-most victories by a Division I head coach in college hockey history. Schaffer is five wins shy of tying longtime Michigan Tech head coach John MacInnes, who registered 555 wins while serving as the Huskies' bench boss from 1956-82.

► With his victory over Harvard last Friday, Schaffer became just the 10th Division I men's hockey head coach to win at least 550 games with one program, joining Jack Parker (Boston University), Red Berenson (Michigan), Bob Peters (Bemidji State), Rand Pecknold (Quinnipiac), Jerry York (Boston College), Ron Mason (Michigan State), Rick Gotkin (Mercyhurst), Richard Umile (New Hampshire), and MacInnes.

AYE, AYE, CAPTAIN!

► Senior forward **KYLE PENNEY** was officially named captain of the Cornell hockey team for a second consecutive season on Sept. 5.

► Penney is the seventh player under **MIKE SCHAFFER '86**'s tenure as the Big Red's head coach to be named a two-time captain, joining **MITCH VANDERLAAN '19**, **JOHN MCCARRON '15**, **COLIN GREENING '10**, **STEPHEN BÂBY '03**, **KYLE KNOPP '99**, and **BRAD CHARTRAND '96**. Penney is the 14th player in Cornell program history to be named a two-time captain.

► Joining Penney on the leadership team for the season will be senior defensemen **HANK KEMPF** and **TIM REGO** and senior forward **JACK O'LEARY**, who will all serve as alternate captains.

► O'Leary is the second player in Cornell program history to be named an alternate captain in consecutive seasons, joining **COLE BARDREAU '15** (2013-14 and 2014-15).

CORNELL + PAIRWISE = WISE PAIR

► Cornell is one of four programs to have finished in the top 16 of the annual Pairwise Comparison Ratings at least seven times since 2015-16, joining Denver (eight), North Dakota (seven), and Quinnipiac (seven).

► Over the last eight years, seven of which Cornell has competed, the Big Red has an average finish in the Pairwise of 11.0, ranking fifth among Division I programs, trailing Denver (7.0), Minnesota (8.9), North Dakota (9.9), and Minnesota State (10.9).

► The Big Red's average finish in the Pairwise rankings over the last eight years paces all ECAC Hockey programs by 2.5 points (Quinnipiac — 13.5) and is ahead of Boston University (14.3), who owns the top Pairwise finish among Hockey East programs, by 3.3 points.

HAIL TO THEE, OUR ALMA MATER!

► **MIKE SCHAFFER '86**, the Jay R. Bloom '77 Head Coach of Cornell Men's Ice Hockey, is one of 24 Division I head coaches to serve as their alma mater's head coach this season.

► Roughly 38 percent of the 64 active Division I programs (37.5 percent) will have an alumnus serving as their head coach this season. ECAC Hockey, which has six of the 12 programs with an alum serving as head coach, leads the nation for the most head coaches leading their alma maters. The NCHC is right behind ECAC Hockey with five.

► Joining Schaffer in coaching their alma maters this season includes Keith Allain (Yale), Ted Donato (Harvard), Mike Harder (Colgate), Jean-François Houle (Clarkson), and Brendan Whittet (Brown).

ARE CORNELL STUDENT-ATHLETES ON SCHOLARSHIP?

► The quick and easy answer: No. Every Cornell student-athlete is awarded need-based financial aid, just like every other student at the University — with the package including student loans and grants.

► The original Ivy League agreement, established in 1954, was to improve and foster intercollegiate athletics while emphasizing such competition in harmony with the institutions' educational purposes.

► The Ivy League is nationally recognized for its success — absent of athletic scholarships — while rigorously maintaining its self-imposed high academic standards.

► Given the current national pressures on intercollegiate success and the ever-changing landscape of collegiate athletics, the Ivy League has demonstrated a rare willingness and ability to abide by these rules and still compete successfully in Division I athletics.

NCAA LEADERS

COACHES WITH 550+ WINS AT ONE SCHOOL Division I History

COACH	SCHOOL	YEARS	W
Jack Parker*	Boston Univ.	1973-13	894
Red Berenson*	Michigan	1984-17	848
Bob Peters	Bemidji St.	1966-01	702
Rand Pecknold*	Quinnipiac	1994-Pr.	657
Jerry York	Boston College	1994-22	656
Ron Mason	Michigan St.	1979-02	635
Rick Gotkin*	Mercyhurst	1988-Pr.	610
Richard Umile*	UNH	1990-18	594
John MacInnes*	Michigan Tech	1956-82	555
► Mike Schaffer*	Cornell	1995-Pr.	550

NOTE: * - denotes entire career

NCAA LEADERS

TOP AVERAGE FINISH IN PAIRWISE RANKINGS Last Eight Years

SCHOOL	TOP 16s	AVG
Denver	8	7.0
Minnesota	6	8.9
North Dakota	7	9.9
Minnesota State	6	10.9
► Cornell	7	11.0
St. Cloud State	6	11.8
Minnesota Duluth	6	12.1
Quinnipiac	7	13.5

ECAC WEEKLY HONORS		
DATE	AWARD	PLAYER (SCHOOL)
Oct. 8	Forward	Ayrton Martino (Clarkson)
	Defender	John Prokop (Union)
	Rookie	Isaac Tremblay (St. Lawrence)
	Goalie	Mason Kucenski (St. Lawrence)
Oct. 14	Forward	Tyler Hotson (RPI)
	Defender	Max Smolinski (RPI)
	Rookie	Jared Mangan (Clarkson)
	Goalie	Matej Marinov (Quinnipiac)
Oct. 21	Forward	Ben Muthersbaugh (Union)
	Defender	Mason Waite (St. Lawrence)
	Rookie	Ben Muthersbaugh (Union)
	Goalie	Mason Kucenski (St. Lawrence)
Oct. 28	Forward	Brett Chorske (Colgate)
	Defender	Nic Belpedio (Colgate)
	Rookie	Ben Muthersbaugh (Union)
	Goalie	Ethan Langenegger (Clarkson)
Nov. 4	Forward	Ryan Walsh (Cornell)
	Defender	William Gilson (RPI)
	Rookie	Hayden Stavroff (Dartmouth)
	Goalie	Ian Shane (Cornell)
Nov. 11	Forward	Dalton Bancroft (Cornell)
	Defender	CJ Foley (Dartmouth)
	Rookie	Donovan Frias (Yale)
	Goalie	Aku Koskenvuo (Harvard)
Nov. 18	Forward	Ayrton Martino (Clarkson)
	Defender	Mason Langenbrunner (Harvard)
	Rookie	Luka Sukovic (Clarkson)
	Goalie	Ethan Pearson (Princeton)
Nov. 25	Forward	Brett Chorske (Colgate)
	Defender	Ben Robertson (Cornell)
	Rookie	Charlie Gollob (Brown)
	Goalie	Lawton Zacher (Brown)
Dec. 2	Forward	Casey Severo (Harvard)
	Defender	Alex Pineau (Brown)
	Rookie	Jake Manfre (Princeton)
	Goalie	Arthur Smith (Princeton)
Dec. 9	Forward	Ayrton Martino (Clarkson)
	Defender	Tommy Bergsland (Colgate)
	Rookie	Miles Gunty (Princeton)
	Goalie	Mason Kucenski (St. Lawrence)
Dec. 30	Forward	Jack Ricketts (Quinnipiac)
	Defender	Connor Sullivan (Yale)
	Rookie	Hank Cleaves (Dartmouth)
	Goalie	Lawton Zacher (Brown)
Jan. 6	Forward	Jakob Lee (RPI)
	Defender	John Prokop (Union)
	Rookie	Jagger Tapper (RPI)
	Goalie	Kyle Chauvette (Union)
Jan. 13	Forward	Aaron Schwartz (Quinnipiac)
	Defender	Michael Neumeier (Colgate)
	Rookie	Ben Charette (Harvard)
	Goalie	Matej Marinov (Quinnipiac)
Jan. 20	Forward	Max Scott (Brown)
	Defender	Tim Rego (Cornell)
	Rookie	Dylan Silverstein (Quinnipiac)
	Goalie	Emmett Croteau (Dartmouth)
Jan. 27	Forward	Ryan St. Louis (Brown)
	Defender	CJ Foley (Dartmouth)
	Rookie	Mick Thompson (Harvard)
	Goalie	Ethan Pearson (Princeton)

STANDINGS AND SCHEDULES																
ECAC HOCKEY											OVERALL					
OPPONENT	PTS	GP	W	L	T	OW	OL	SW	GF	GA	GP	W	L	T	GF	GA
Quinnipiac	28	13	9	3	1	1	1	0	38	25	25	15	8	2	83	58
Dartmouth	25	13	8	4	1	0	0	0	47	29	20	11	7	2	70	51
Clarkson	24	12	8	4	0	0	0	0	39	27	24	14	8	2	74	57
Colgate	23	12	7	4	1	1	1	1	42	38	24	12	10	2	75	82
Union	21	12	7	5	0	0	0	0	39	34	24	14	9	1	80	72
Harvard	21	14	6	6	2	1	1	1	34	31	19	7	10	2	47	53
Cornell	19	12	5	4	3	1	0	2	35	31	19	8	6	5	54	49
Yale	14	12	4	7	1	0	0	1	30	41	19	5	13	1	44	77
Brown	13	12	4	7	1	1	0	1	24	32	19	8	9	2	46	44
RPI	12	12	4	8	0	0	0	0	32	45	24	9	13	2	74	89
St. Lawrence	11	12	3	8	1	0	1	0	24	37	24	7	16	1	50	71
Princeton	11	12	3	8	1	0	1	0	26	40	19	8	10	1	40	50
IVY LEAGUE											OVERALL					
OPPONENT	PTS	GP	W	L	T	OW	OL	SW	GF	GA	GP	W	L	T	GF	GA
Dartmouth	15	6	5	1	0	0	0	0	24	11	20	11	7	2	70	51
Cornell	15	8	4	2	2	0	0	1	26	18	19	8	6	5	54	49
Harvard	9	6	3	2	1	1	0	0	14	13	19	7	10	2	47	53
Princeton	5	6	1	4	1	0	1	0	11	22	19	8	10	1	40	50
Yale	5	4	1	2	1	0	0	1	7	11	19	5	13	1	44	77
Brown	2	4	0	3	1	0	0	1	5	12	19	8	9	2	46	44
LAST WEEK'S SCORES											THIS WEEK'S SCHEDULE					
Friday, Jan. 24											Friday, Jan. 31					
Cornell 4, Harvard 1											Cornell at St. Lawrence, 7:00					
#20 Clarkson 5, St. Lawrence 2											#14 Quinnipiac at Dartmouth, 7:00					
Colgate 3, Dartmouth 2											Colgate at Clarkson, 7:00					
CT Ice											Princeton at Harvard, 7:00					
Fairfield, Conn.											Brown at RPI, 7:00					
#13 UConn 2, #15 Quinnipiac 1											Yale at Union, 7:00					
Sacred Heart 8, Yale 2											Saturday, Feb. 1					
CT Ice											Cornell at Clarkson, 7:00					
Fairfield, Conn.											Brown at Union, 4:00					
#16 Quinnipiac 6, Yale 2											Princeton at Dartmouth, 7:00					
Sunday, Jan. 26											Yale at RPI, 7:00					
Brown 5, Stonehill 2											Colgate at St. Lawrence, 7:00					
Princeton 1, Bentley 0 (OT)											Monday, Feb. 3					
											Harvard vs. #10 Boston Univ., 7:00					
											Thursday, Feb. 6					
											Brown at Yale, 7:00					

IT'S JUST A NUMBER...

► Freshman goaltender **JUSTIN KATZ** (No. 37) and sophomore forward **JONATHAN CASTAGNA** (No. 38) are the first players to wear their respective sweater numbers in Cornell men's hockey history.

► Katz's No. 37 is the highest number worn by a Big Red goaltender since **EDDY SKAZYK** was the bearer of a No. 39 sweater for two seasons with the Big Red from 1994-96.

► Castagna is the first forward in Cornell program history to wear a number north of 30, and his No. 38 sweater is the highest number ever worn by a Big Red player since Skazyk donned No. 39 between the 1994-95 and 1995-96 seasons.

► Fellow sophomore **MARIAN MOSKO** is the first defenseman to wear No. 13 since the first bearer of the oft-deemed "unlucky" No. 13, **LANE MONTESANO**, who split time as a forward and defenseman between the 1957-58 and 1958-59 seasons.

ECAC HOCKEY PRESEASON POLL

► ECAC Hockey announced Sept. 25 that Cornell was picked to finish first in its preseason poll following a vote among the league's 12 head coaches, receiving 10 of the 12 first-place votes and finishing with a league-leading 120 points.

► Quinnipiac garnered the other two first-place votes and concluded with a point total of 111, while Dartmouth (93 points) and Clarkson (82 points) were picked third and fourth, respectively.

► Colgate (75 points), Harvard (73 points), St. Lawrence (66 points), and Union (60 points) assumed fifth through eighth place. Princeton (32 points), Yale (30 points), RPI (26 points), and Brown (24 points) rounded out the poll.

► Along with the preseason poll, junior forward **DALTON BANCROFT**, sophomore defenseman **BEN ROBERTSON**, and senior goaltender **IAN SHANE** were named to the Preseason All-ECAC Hockey team, making Cornell the lone ECAC Hockey program with multiple players to earn preseason accolades.

SERIES HISTORY



AT



SERIES HISTORY

CORNELL LEADS, 70-47-9

Ithaca, N.Y. (Lynah Rink):	37-17-3 (36-15-3)
Canton, N.Y. (Appleton Arena):	26-23-6 (24-23-6)
Neutral Sites:	7-7-0
Under Mike Schafer:	32-20-7

SCORING RECORDS

CORNELL

Ithaca:	10, (2x)
Last: COR, 10-4 (12/7/1976)	
Canton:	9
COR, 9-7 (2/3/1976)	
Neutral Site:	11
COR, 11-1 (12/26/1938)	

ST. LAWRENCE

Ithaca:	9
SLU, 9-8 (2/7/1987)	
Canton:	8, (2x)
Last: SLU, 8-1 (1/30/2009)	
Neutral Site:	8
SLU, 8-0 (12/21/1962)	

GAME-BY-GAME (SCHAFFER ERA)

DATE	COR RK	SLU RK	SITE	SCORE
1/5/1996			Ithaca, N.Y.	L, 4-5 (OT)
3/2/1996			Canton, N.Y.	W, 5-4
1/3/1997			Canton, N.Y.	T, 1-1 (OT)
3/1/1997			Ithaca, N.Y.	W, 5-2
1/31/1998			Ithaca, N.Y.	L, 3-4
3/6/1998			Canton, N.Y.	L, 2-3 (OT)
1/3/1999			Canton, N.Y.	T, 3-3 (OT)
3/5/1999			Ithaca, N.Y.	L, 1-3
11/19/1999		#6	Ithaca, N.Y.	W, 4-0
2/12/2000			Canton, N.Y.	L, 1-3
3/17/2000			Lake Placid, N.Y.	L, 2-3 (OT)
1/27/2001		#14	Ithaca, N.Y.	L, 3-6
2/23/2001		#14	Canton, N.Y.	L, 2-3
3/17/2001		#14	Lake Placid, N.Y.	L, 1-3
1/26/2002		#12	Canton, N.Y.	W, 2-1
2/22/2002		#8	Ithaca, N.Y.	T, 2-2 (OT)
1/4/2003		#5	Canton, N.Y.	W, 3-2
1/25/2003		#4	Ithaca, N.Y.	W, 5-2
11/15/2003		#11	Canton, N.Y.	W, 2-1
2/27/2004			Ithaca, N.Y.	W, 4-1
1/29/2005		#8	Ithaca, N.Y.	W, 1-0
2/25/2005		#2	Canton, N.Y.	W, 3-2 (OT)
1/20/2006		#8	Ithaca, N.Y.	W, 5-2
2/11/2006		#3	Canton, N.Y.	T, 4-4 (OT)
1/12/2007		#14	Canton, N.Y.	L, 1-4
2/3/2007		#20	Ithaca, N.Y.	L, 1-2
1/18/2008			Ithaca, N.Y.	W, 3-1
2/9/2008			Canton, N.Y.	L, 2-4
12/6/2008		#13	Ithaca, N.Y.	W, 1-0
1/30/2009		#4	Canton, N.Y.	L, 1-8
1/16/2010		#9	Canton, N.Y.	T, 1-1 (OT)
1/29/2010		#8	Ithaca, N.Y.	W, 2-1
11/5/2010		#19	Canton, N.Y.	L, 0-3
2/5/2011			Ithaca, N.Y.	W, 4-3 (OT)
12/2/2011		#17	Ithaca, N.Y.	W, 1-0
2/18/2012		#12	Canton, N.Y.	W, 4-3 (OT)
12/1/2012		#12	Ithaca, N.Y.	W, 3-1
2/1/2013			Canton, N.Y.	L, 2-4
11/16/2013		#19	Canton, N.Y.	W, 5-2
1/24/2014		#12	Ithaca, N.Y.	T, 4-4 (OT)
11/15/2014			Ithaca, N.Y.	L, 2-4
1/9/2015			Canton, N.Y.	L, 1-3
12/4/2015		#15	Ithaca, N.Y.	W, 2-1
1/30/2016		#14	Canton, N.Y.	L, 1-2 (OT)
1/21/2017		#15	Ithaca, N.Y.	W, 3-2
2/17/2017		#12	Canton, N.Y.	W, 4-2
11/17/2017		#6	Ithaca, N.Y.	W, 6-1
2/10/2018		#3	Canton, N.Y.	W, 1-0
2/9/2019		#10	Ithaca, N.Y.	W, 3-1
3/1/2019		#11	Canton, N.Y.	W, 4-2
11/16/2019		#3	Canton, N.Y.	W, 6-1
2/28/2020		#1	Ithaca, N.Y.	W, 5-0
12/3/2021		#9	Canton, N.Y.	W, 4-1
2/18/2022		#18	Ithaca, N.Y.	L, 1-2 (OT)
11/11/2022			Canton, N.Y.	W, 5-1
2/18/2023		#11	Ithaca, N.Y.	L, 0-1
2/2/2024		#13	Ithaca, N.Y.	W, 5-1
2/24/2024		#11	Canton, N.Y.	T, 2-2 (SOW)
3/23/2024		#14	Lake Placid, N.Y.	W, 3-1

SCOUTING ST. LAWRENCE

- ▶ St. Lawrence enters this weekend with an overall record of 7-16-1 and is 3-8-1 in ECAC Hockey play, tied with Princeton for 11th in the conference standings.
- ▶ Greg Lapointe (9-6—15) has the team lead in goals and points for the Saints, while Tomas Mazura (1-13—14) has the team lead in assists despite leaving the program after the fall semester to pursue his professional hockey career.
- ▶ Sophomore Mason Kucenski has started 19 of his 20 appearances on the season, logging a 6-13-1 record with a 2.51 goals-against average and .917 save percentage. Dominic Basse (1-3-0, 2.89, .916), a graduate transfer from St. Cloud State, has made five starts in six appearances.

97 YEARS, 184 MILES, 126 MEETINGS

- ▶ Cornell and St. Lawrence are meeting for the 127th time on Friday night since the inaugural meeting between the programs on Beebe Lake in Ithaca on Feb. 19, 1927.
- ▶ The Big Red has a 70-47-9 record against the Saints, which includes being unbeaten in 14 of the last 17 matchups against its Empire State rival (13-3-1). During the span, Cornell has scored 3.24 goals per game while allowing 1.25 goals per contest and yielding no more than two goals against Saints.
- ▶ In its last seven trips to Canton, Cornell has posted a 6-0-1 record (5-0-1 mark at Appleton Arena). The Big Red has held St. Lawrence to two goals or less in the last eight meetings in Canton.

CONNECTIONS WITH ST. LAWRENCE

▶ St. Lawrence head coach **BRENT BREKKE** spent nine seasons as an assistant coach under **MIKE SCHAFFER** '86 at Cornell (1999-2008). With Brekke on staff, Cornell went 185-90-30 (.656) with four NCAA Tournament appearances, three ECAC Hockey regular-season titles, two ECAC Hockey Championships, and a trip to the 2003 NCAA Frozen Four in Buffalo, N.Y. Brekke also served as an assistant on **CASEY JONES** '90's staff at Clarkson for the 2018-19 season ... Cornell assistant coach **SEAN FLANAGAN**, a native of Canton, N.Y., was a five-year member of St. Lawrence's program from 2006-11. While with the Skating Saints, Flanagan amassed 52 points (12 goals, 40 assists) in 121 appearances ... Cornell director of hockey operations and assistant coach **COREY LEIVERMANN** coached Jan Lasak on the 2019-20 Janesville Jets, Jan Olenginski on the 2022-23 Madison Capitols, and Mason Kucenski for two years on the Capitols (2021-23) ... Kucenski and **NICK DeSANTIS** were teammates on the 2021-22 Capitols squad ... Kucenski was also teammates with **BEN ROBERTSON** on the 2021-22 Omaha Lancers ... **HANK KEMPF** and Lasak played on the 2019-20 Muskegon Lumberjacks ... **GEORGE FEGARAS** and Evan Orloff were teammates on the 2022-23 Lumberjacks ... Sam Hall was teammates with **RYAN WALSH** (2021-22 Salisbury School) and **NICHOLAS WOLFENBERG** (2023-24 Okotoks Oilers) ... **TIM REGO** and Reilly Connors played on the 2019-20 Brooks Bandits ... Tyler Cristall was teammates with **KYLE PENNEY** (2019-20 Chilliwack Chiefs) and **JUSTIN KATZ** (2021-22 West Kelowna Warriors) ... Jake Bernadet was teammates with Katz and **LUKE DEVLIN** on the 2022-23 West Kelowna Warriors ... **HOYT STANLEY** and Isack Bandu played on the 2021-22 Victoria Grizzlies.

CORNELL PLAYERS VS. ST. LAWRENCE

PLAYER	GP	G	A	PTS	SH	SH%	+/-	PIM	PPG	SHG	GWG	BLK	FOW	FOL	FO%
Dalton Bancroft	5	0	4	4	7	.000	+5	2	0	0	0	0	0	1	.000
Ondrej Psenicka	7	2	1	3	10	.200	+3	6	0	0	0	5	6	4	.600
Hank Kempf	7	0	3	3	11	.000	+3	0	0	0	0	13	0	0	—
Jonathan Castagna	3	2	0	2	9	.222	+2	2	0	0	1	2	26	18	.591
Kyle Penney	6	1	1	2	5	.200	E	2	0	0	0	6	1	3	.250
Jake Kraft	3	1	1	2	4	.250	E	0	0	0	0	2	0	0	—
Ryan Walsh	3	1	1	2	7	.143	+4	2	1	0	1	1	28	21	.571
Ben Robertson	3	0	2	2	7	.000	+3	0	0	0	0	3	0	0	—
Nick DeSantis	5	1	0	1	5	.200	+3	8	0	0	1	1	0	0	—
Jack O'Leary	5	1	0	1	7	.143	+2	0	0	0	0	2	0	0	—
George Fegaras	3	1	0	1	7	.143	+3	2	0	0	0	2	0	0	—
Kyler Kovich	3	1	0	1	1	1.000	E	0	0	0	0	2	0	0	—
Luke Devlin	2	1	0	1	3	.333	E	0	0	0	0	1	0	1	.000
Tim Rego	7	0	1	1	10	.000	+1	2	0	0	0	15	0	0	—
Michael Suda	6	0	1	1	6	.000	+2	0	0	0	0	6	0	0	—
Sullivan Mack	5	0	1	1	5	.000	+1	2	0	0	0	1	0	0	—
Tyler Catalano	3	0	1	1	3	.000	-1	0	0	0	0	3	11	12	.478
Sean Donaldson	3	0	0	0	3	.000	+1	0	0	0	0	0	0	0	—
Hoyt Stanley	3	0	0	0	2	.000	+1	2	0	0	0	4	0	0	—
Winter Wallace	2	0	0	0	0	.000	-1	0	0	0	0	0	0	0	—
Marian Mosko	1	0	0	0	0	.000	E	0	0	0	0	0	0	0	—
Jack O'Brien	1	0	0	0	0	.000	E	0	0	0	0	0	0	0	—
TOTALS	86	12	17	29	112	.107	+32	30	1	0	3	69	72	60	.545
GOALTENDER	GP	GS	W	L	T	W%	MIN	GA	GAA	SV	SV%	PPG	SHG	SHO	
Ian Shane	6	6	3	2	1	.583	361:26	8	1.33	144	.947	2	0	0	

SERIES HISTORY



AT



SERIES HISTORY

CORNELL LEADS, 73-59-19

Ithaca, N.Y. (Lynah Rink):	43-25-6 (42-20-5)
Potsdam, N.Y. (Cheel Arena):	17-27-12 (9-16-9)
Neutral Sites:	13-7-1
Under Mike Schafer:	45-22-11

SCORING RECORDS

CORNELL

Ithaca:	11
COR, 11-8 (1/9/1977)	
Potsdam:	10, (2x)
Last: COR, 10-2 (1/18/1978)	
Neutral Site:	5
COR, 5-3 (12/30/2011)	

CLARKSON

Ithaca:	10
CGK, 10-4 (1/17/1979)	
Potsdam:	14
CGK, 14-6 (1/16/1980)	
Neutral Site:	10
CGK, 10-1 (12/30/1972)	

GAME-BY-GAME (SCHAFFER ERA)

DATE	COR RK	CGK RK	SITE	SCORE
1/6/1996			Ithaca, N.Y.	W, 6-3
3/1/1996			Potsdam, N.Y.	L, 1-2 (OT)
3/15/1996			Lake Placid, N.Y.	W, 3-0
1/4/1997			Potsdam, N.Y.	L, 2-5
2/28/1997			Ithaca, N.Y.	L, 1-3
3/15/1997			Lake Placid, N.Y.	W, 2-1
1/30/1998			Ithaca, N.Y.	W, 2-1
3/7/1998		#8	Potsdam, N.Y.	L, 3-4 (OT)
1/2/1999			Potsdam, N.Y.	L, 2-6
3/6/1999		#6	Ithaca, N.Y.	L, 1-4
11/20/1999			Ithaca, N.Y.	W, 10-4
2/11/2000			Potsdam, N.Y.	W, 8-3
3/16/2000			Lake Placid, N.Y.	W, 4-2
11/25/2000			Syracuse, N.Y.	W, 2-1
1/26/2001	#14	#15	Ithaca, N.Y.	W, 2-1
2/24/2001		#11	Potsdam, N.Y.	L, 0-2
1/25/2002	#12		Potsdam, N.Y.	W, 1-0
2/23/2002	#8		Ithaca, N.Y.	W, 5-3
1/5/2003	#5		Potsdam, N.Y.	W, 3-2
1/24/2003	#4		Ithaca, N.Y.	W, 3-0
11/14/2003	#11		Potsdam, N.Y.	T, 2-2 (OT)
2/28/2004			Ithaca, N.Y.	W, 2-1
3/12/2004			Ithaca, N.Y.	W, 5-1
3/13/2004			Ithaca, N.Y.	L, 4-5
3/14/2004			Ithaca, N.Y.	L, 1-5
1/28/2005	#8		Ithaca, N.Y.	W, 4-2
2/26/2005	#2		Potsdam, N.Y.	W, 3-0
3/11/2005	#3		Ithaca, N.Y.	W, 5-0
3/12/2005	#3		Ithaca, N.Y.	W, 3-2 (OT)
1/21/2006	#8	#17	Ithaca, N.Y.	W, 4-2
2/10/2006	#3		Potsdam, N.Y.	L, 1-3
3/10/2006	#7		Ithaca, N.Y.	W, 4-3 (2OT)
3/11/2006	#7		Ithaca, N.Y.	W, 3-2 (2OT)
1/13/2007	#14	#9	Potsdam, N.Y.	T, 1-1 (OT)
2/2/2007	#20	#8	Ithaca, N.Y.	W, 5-1
12/29/2007		#8	Estero, Fla.	T, 3-3 (SOW)
1/20/2008		#12	Ithaca, N.Y.	L, 2-4
2/8/2008		#13	Potsdam, N.Y.	L, 1-4
12/5/2008	#13		Ithaca, N.Y.	W, 4-1
1/31/2009	#4		Potsdam, N.Y.	T, 0-0 (OT)
1/15/2010	#9		Potsdam, N.Y.	W, 3-1
1/30/2010	#8		Ithaca, N.Y.	W, 5-3
11/6/2010	#19		Potsdam, N.Y.	W, 6-1
2/4/2011			Ithaca, N.Y.	W, 5-2
12/3/2011	#17		Ithaca, N.Y.	T, 0-0 (OT)
12/30/2011	#13		Estero, Fla.	W, 5-3
2/17/2012	#12		Potsdam, N.Y.	T, 1-1 (OT)
11/30/2012	#12		Ithaca, N.Y.	W, 3-1
2/2/2013			Potsdam, N.Y.	L, 3-6
11/15/2013	#19	#11	Potsdam, N.Y.	L, 2-3
1/25/2014	#12	#13	Ithaca, N.Y.	W, 3-2
3/14/2014	#12		Ithaca, N.Y.	W, 2-1
3/15/2014	#12		Ithaca, N.Y.	L, 1-4
3/16/2014	#12		Ithaca, N.Y.	W, 1-0 (OT)
11/14/2014			Ithaca, N.Y.	W, 2-1 (OT)
1/10/2015			Potsdam, N.Y.	W, 2-0
12/5/2015	#15		Ithaca, N.Y.	W, 5-2
1/29/2016	#14		Potsdam, N.Y.	L, 1-2 (OT)
1/20/2017	#15		Ithaca, N.Y.	T, 3-3 (OT)
2/18/2017	#12		Potsdam, N.Y.	T, 3-3 (OT)
3/10/2017	#9		Ithaca, N.Y.	L, 2-6
3/11/2017	#9		Ithaca, N.Y.	W, 2-1
3/12/2017	#9		Ithaca, N.Y.	W, 2-1
11/18/2017	#6	#8	Ithaca, N.Y.	L, 0-4
2/9/2018	#3	#7	Potsdam, N.Y.	T, 0-0 (OT)
2/8/2019	#10	#9	Ithaca, N.Y.	W, 5-0
3/2/2019	#11	#13	Potsdam, N.Y.	T, 2-2 (OT)
3/23/2019	#10	#9	Lake Placid, N.Y.	L, 2-3 (OT)
11/15/2019	#3	#7	Potsdam, N.Y.	W, 4-2
2/29/2020	#1	#7	Ithaca, N.Y.	W, 5-1
12/4/2021	#9	#19	Potsdam, N.Y.	T, 4-4 (SOL)
2/19/2022	#18	#15	Ithaca, N.Y.	W, 6-2
11/12/2022			Potsdam, N.Y.	L, 1-4
2/17/2023	#11		Ithaca, N.Y.	L, 3-4
3/10/2023	#12		Ithaca, N.Y.	W, 2-1
3/11/2023	#12		Ithaca, N.Y.	W, 3-1
2/3/2024	#13		Ithaca, N.Y.	W, 7-2
2/23/2024	#11		Potsdam, N.Y.	L, 3-4 (OT)

SCOUTING CLARKSON

- ▶ Clarkson sports an overall record 14-8-2 and an 8-4-0 mark in ECAC Hockey play entering this weekend, as it currently sits in third place in the conference standings.
- ▶ Ayrton Martino (15-10—25) has the team lead in goals and points, while Ellis Rickwood (5-16—21) leads the team in assists and joins Martino in being the lone pair of Golden Knights with 20-plus points on the season.
- ▶ Lake Superior State transfer Ethan Langenegger has started all 22 of his appearances on the season, posting a 14-7-1 record with a 2.18 goals-against average and a .915 save percentage. Langenegger has started the last 15 contests for Clarkson.

102 YEARS, 193 MILES, 151 MEETINGS

- ▶ Cornell and Clarkson will be meeting for the 152nd time on Saturday. The Big Red owns a 73-59-19 advantage in the series, which began on Beebe Lake in Ithaca on Jan. 20, 1923.
- ▶ The Big Red has won three of the last four meetings with the Golden Knights and is unbeaten in seven of the last 10 against its Empire State rival (6-3-1).
- ▶ Cheel Arena has been a difficult place to play for Cornell as it has just two wins in its last 12 games (2-5-5) at the venue, dating back to the 2015-16 season. Six of the last eight and seven of the previous 12 games on the Golden Knights' home ice have gone to overtime.

CONNECTIONS WITH CLARKSON

- ▶ Cornell associate head coach **CASEY JONES** '90 served as Clarkson's head coach for 13 years, amassing a record of 234-185-56 with the Golden Knights from 2011-24 ... Cornell director of hockey operations and assistant coach **COREY LEIVERMANN** coached Erik Bargholtz (2018-19) and Ryan Bottrill (2019-20) on the Janesville Jets, Jared Mangan and **NICK DeSANTIS** on the 2021-22 Madison Capitols, and Tate Taylor on last year's Clark Cup-winning Fargo Force squad ... Mangan and Jack Sparkes also played with **MARIAN MOSKO** on the 2022-23 Fargo Force ... **JIMMY RAYHILL** was teammates with Trey Taylor (2019-20 Alberni Valley Bulldogs) and Luka Sukovic (2020-21 Odessa Jackalopes) ... Taylor (2021-22) and Carter Rose (2020-22) played on the Youngstown Phantoms with **TYLER CATALANO** and **WINTER WALLACE** ... Ryan Richardson and Erik Bargholtz spent the 2020-21 season together with **MICHAEL SUDA** on the Fargo Force ... Ray Fust was teammates with **KYLE PENNEY** (2020-21 Chilliwack Chiefs), **BEN ROBERTSON** (2021-22 Waterloo Black Hawks), and **SEAN DONALDSON** (2021-22 Sioux Falls Stampede) ... **HOYT STANLEY** and Ellis Rickwood teamed up on the 2021-22 Victoria Grizzlies ... George Grannis and Ryan Taylor played with **IAN SHANE** on the 2020-21 Bismarck Bobcats ... Ryan Taylor also played on the 2019-20 Cedar Rapids RoughRiders with Suda and **JACK O'LEARY** ... Sparkes was also teammates with **GEORGE FEGARAS** (2022-23 Muskegon Lumberjacks) and **PARKER MURRAY** (2023-24 Chilliwack Chiefs).

CORNELL PLAYERS VS. CLARKSON

PLAYER	GP	G	A	PTS	SH	SH%	+/-	PIM	PPG	SHG	GWG	BLK	FOW	FOL	FO%
Dalton Bancroft	6	3	3	6	16	.188	E	2	3	0	0	2	1	0	1.000
Kyle Penney	8	2	3	5	9	.222	+4	14	0	0	0	4	6	8	.429
Ondrej Psenicka	8	3	1	4	12	.250	+4	23	1	1	1	7	9	13	.409
Jack O'Leary	5	1	2	3	4	.250	+2	0	0	0	0	3	0	1	.000
Winter Wallace	5	0	3	3	3	.000	E	0	0	0	0	0	0	0	—
Sullivan Mack	5	1	1	2	5	.200	-2	0	0	1	0	4	0	0	—
Ryan Walsh	2	1	1	2	4	.250	+1	2	0	0	1	0	11	7	.611
Luke Devlin	1	1	1	2	2	.500	+2	0	0	0	0	0	1	0	1.000
Tim Rego	8	0	2	2	5	.000	+1	4	0	0	0	14	0	0	—
Jonathan Castagna	2	0	2	2	2	.000	+1	7	0	0	0	1	11	9	.550
Ben Robertson	2	0	2	2	3	.000	+1	0	0	0	0	3	0	0	—
Michael Suda	6	1	0	1	8	.125	+2	0	0	0	1	4	0	0	—
Jake Kraft	2	1	0	1	3	.333	+2	0	0	0	0	1	0	0	—
Hank Kempf	8	0	1	1	5	.000	+3	0	0	0	0	4	0	0	—
Tyler Catalano	2	0	1	1	2	.000	E	12	0	0	0	2	4	6	.400
George Fegaras	2	0	1	1	3	.000	E	0	0	0	0	1	0	0	—
Hoyt Stanley	2	0	1	1	1	.000	+2	4	0	0	0	2	0	0	—
Nick DeSantis	6	0	0	0	7	.000	+1	14	0	0	0	2	0	0	—
Kyler Kovich	3	0	0	0	2	.000	+2	4	0	0	0	0	0	0	—
Jack O'Brien	2	0	0	0	0	.000	+1	0	0	0	0	0	0	0	—
Sean Donaldson	1	0	0	0	1	.000	E	0	0	0	0	0	0	0	—
TOTALS	86	14	25	39	97	.144	+27	86	4	2	3	54	43	44	.494
GOALTENDER	GP	GS	W	L	T	W%	MIN	GA	GAA	SV	SV%	PPG	SHG	SHO	
Ian Shane	6	6	3	3	0	.500	334:36	15	2.69	98	.867	6	0	0	
Remington Keopple	1	0	0	0	0	.000	25:46	0	0.00	6	1.000	0	0	0	
TOTALS	7	6	3	3	0	.500	360:22	15	2.50	104	.874	6	0	0	

YEAR-BY-YEAR RESULTS

SEASON	RECORD	W%	GF	GA	+/-
1957-58	2-4-1	.357	37	48	-11
1958-59	3-10-0	.231	26	105	-79
1959-60	1-7-0	.125	17	66	-49
1960-61	3-8-0	.273	40	36	+4
1961-62	8-2-0	.800	50	20	+30
1962-63	5-4-1	.550	44	31	+13
1963-64	5-5-1	.500	35	37	-2
1964-65	11-2-0	.846	91	37	+54
1965-66	13-1-0	.929	95	22	+73
1966-67	10-1-0	.909	76	18	+58
1967-68	12-0-0	1.000	77	15	+62
1968-69	12-0-0	1.000	94	15	+79
1969-70	12-0-0	1.000	86	20	+66
1970-71	13-0-0	1.000	88	23	+65
1971-72	12-1-0	.923	95	30	+65
1972-73	14-0-1	.967	99	42	+57
1973-74	11-1-0	.917	74	40	+34
1974-75	9-3-1	.731	74	43	+31
1975-76	10-3-0	.769	82	42	+40
1976-77	14-2-0	.875	124	63	+61
1977-78	13-1-1	.900	126	51	+75
1978-79	13-3-0	.813	93	52	+41
1979-80	8-5-0	.615	67	50	+17
1980-81	12-1-0	.923	70	27	+43
1981-82	6-8-0	.429	59	47	+12
1982-83	9-1-2	.833	54	33	+21
1983-84	7-5-0	.583	49	51	-2
1984-85	11-1-1	.885	72	43	+29
1985-86	6-4-4	.571	62	54	+8
1986-87	6-6-0	.500	59	55	+4
1987-88	10-5-0	.667	69	40	+29
1988-89	9-3-0	.750	52	31	+21
1989-90	10-2-2	.786	60	37	+23
1990-91	10-3-2	.733	73	39	+34
1991-92	6-3-2	.636	35	27	+8
1992-93	4-9-0	.308	39	53	-14
1993-94	5-7-2	.429	57	59	-2
1994-95	4-4-4	.500	48	39	+9
1995-96	11-1-2	.857	75	32	+43
1996-97	10-4-2	.688	62	42	+20
1997-98	6-6-0	.500	31	29	+2
1998-99	6-7-1	.464	43	44	-1
1999-00	11-3-0	.786	57	33	+24
2000-01	7-2-4	.692	33	26	+7
2001-02	14-1-1	.906	65	27	+38
2002-03	15-0-0	1.000	68	14	+54
2003-04	7-7-5	.500	46	41	+5
2004-05	15-0-1	.969	64	18	+46
2005-06	12-3-2	.765	55	36	+19
2006-07	9-7-2	.556	54	38	+16
2007-08	10-5-2	.647	58	32	+26
2008-09	12-3-1	.781	45	21	+24
2009-10	12-3-1	.781	53	28	+25
2010-11	9-8-1	.528	52	48	+4
2011-12	10-3-2	.733	41	24	+17
2012-13	6-5-2	.538	26	25	+1
2013-14	8-5-2	.600	33	32	+1
2014-15	7-7-3	.500	35	40	-5
2015-16	9-5-2	.625	46	39	+7
2016-17	9-4-3	.656	42	38	+4
2017-18	15-2-0	.882	62	24	+38
2018-19	12-6-0	.667	60	35	+25
2019-20	11-0-2	.923	50	19	+31
2020-21	— NO SEASON (COVID-19 PANDEMIC) —				
2021-22	9-4-3	.656	50	31	+19
2022-23	12-3-1	.781	56	26	+30
2023-24	10-3-2	.733	51	26	+25
2024-25	6-2-1	.722	28	19	+9
TOTALS	619-234-73	.708	3989	2428	+1561



If you've never been to a Big Red hockey game at Cornell's Lynah Rink, there are quite a few things you've never experienced. You've never camped in line to get season tickets and ensure your spot as one of the raucous and devoted "Lynah Faithful." But most importantly, if you've never been to Lynah, you've never experienced all the best that college hockey offers.

Lynah Rink, which enters its 68th year serving as the home of Big Red hockey this season, was formally dedicated on April 6, 1957, a month after its opening to the public on March 4, 1957. The facility, which was built following a \$500,000 anonymous donation (approximately \$5.59 million in 2024), honors the late **JAMES LYNNAH '05**, who served as the director of athletics at Cornell from 1935-43.

The donation to build Lynah Rink resurrected the Cornell hockey program following a 10-year hiatus, ensuring hockey returned as a varsity sport for the 1957-58 season.

Cornell began sponsoring hockey as a varsity sport with the 1900-01 season, which featured all Big Red home games played on the university's outdoor rink on Beebe Lake. Due to a series of abnormally mild winters, the program was left — literally — on thin ice, causing Cornell to drop the program entirely after the 1947-48 campaign.

Since its opening in March of 1957, Lynah Rink has received numerous face-lifts since hosting its inaugural event on March 21, 1957, a 7-3 victory for the NHL's New York Rangers in an exhibiton against the Rochester Americans of the American Hockey League (AHL). Hockey Hall of Fame goaltender Gump Worsley stopped 44 shots in the victory for the Rangers.

Among the renovations, Cornell spent nearly \$1 million in the summer of 2000, to replace the rink floor, drainage system, frost protection and refrigeration piping, and adding new boards and seamless glass.

During the summer of 2006, a 16,700-square-foot expansion added new locker rooms, coaches offices, study lounges, new athletic training space, and approximately 450 new seats in the seating bowl.

Over last season's winter break, updated Cornell branding on the façade and south concourse brought a more modern look to the facility.

Though many physical aspects of Lynah Rink have changed over time, the crowd remains constant. Lynah Rink can hold 4,267 boisterous Cornell hockey fans, who provide unwavering support for the Big Red while creating an unparalleled atmosphere in college hockey.

Although many rinks in the nation are bigger in capacity, few are known to be louder. The Cornell fans, aptly named the "Lynah Faithful," stream into every home contest, making themselves as much a part of the game as the players do. Whether they're cheering for the Big Red or joining the pep band in their rendition of "Give My Regards to Davy," the Lynah Faithful reaffirms the old saying, "There's no place like home."

Since the doors opened on Lynah Rink, the Cornell men's hockey program has won a pair of NCAA Division I men's hockey championships in 1967 and 1970, garnering an ECAC Hockey-record 13 tournament championships (1967-70, 1973, 1980, 1986, 1996-97, 2003, 2005, 2010, 2024) and 26 Ivy League titles, 22 of which have been won outright.

NCAA HISTORY

TOP DIVISION I HOME WIN PERCENTAGES
Mike Schafer Era (1995-Present) (as of 1/29/25)

TEAM	RECORD	W%
Michigan	399-122-37	.748
Quinnipiac	327-108-40	.731
North Dakota	407-137-58	.724
Boston College	331-116-41	.720
Denver	403-149-48	.712
► Cornell	289-109-48	.702
Minnesota	399-164-52	.691
Boston University	316-142-54	.670
Maine	319-145-54	.668
Minnesota State	327-156-52	.660



MIKE SCHAFER '86

30TH SEASON AS HEAD COACH

Years at Cornell: 37th Season
College: Cornell '86

MIKE SCHAFER '86, the longest-tenured head coach in Cornell men's hockey history, is currently in his 30th and final season at the helm of the Cornell men's hockey program after announcing on June 13, 2024, that he will retire following the conclusion of the 2024-25 season.

Former Cornell standout centerman and assistant coach, and current associate head coach, **CASEY JONES** '90 will replace Schafer beginning with the 2025-26 season.

When Schafer returned to his alma mater in the summer of 1995 to become the 12th head coach in Cornell men's hockey history, Schafer's goal was to bring the Big Red to a position of national prominence.

Schafer has accomplished that objective with his career coaching record of 548-293-114. His 548 victories are the second-most by any Cornell coach with a single team, trailing former softball head coach **DICK BLOOD** (623).

Cornell has consistently been ranked among the nation's elite under Schafer, which includes the Big Red being ranked in the top 20 of the USCHO.com poll 442 times since its inception in 1997-98.

Along with being one of Cornell's legendary head coaches, Schafer's 549 career victories and .633 win percentage rank fourth among active Division I men's head coaches.

During his 29-plus seasons behind the Big Red bench, Schafer has guided Cornell to 14 NCAA Tournament appearances, which included a trip to Buffalo, N.Y., for the 2003 Frozen Four — the program's first since the 1979-80 campaign. Along with its Frozen Four appearance, the Big Red established the school record for wins (30), claiming one more victory than Cornell's 1969-70 national championship squad, who remains the lone Division I program to go undefeated in a single season (29-0-0). In addition to its 30 wins in 2002-03, Cornell had a 19-2-1 mark in ECAC Hockey play, signifying the program's best league play record since going 21-0-0 in 1969-70.

With Schafer serving as Cornell's bench boss, the Big Red have registered 14 20-win seasons and 17 campaigns with at least a .600 win percentage, including the last seven seasons in which the Big Red has competed. In ECAC Hockey play, the Schafer-led Big Red has won at least 10 conference games on 23 occasions, also including each of the last seven seasons.

In 2020, Schafer was named co-winner of the Spencer Penrose Award, given to the nation's top head coach, sharing the honor with North Dakota's Brad Berry. It was the first time Schafer won the award after being named ECAC Hockey's Coach of the Year five times (2002, 2003, 2005, 2018, 2020).

Cornell has claimed six Whitelaw Cup (ECAC Hockey tournament titles), two more than the late legendary **NED HARKNESS** for the most in Big Red history. Schafer also has guided Cornell to three Cleary Cups (ECAC's regular-season championships) over the past seven years.

Over his illustrious coaching career for Cornell, Schafer has coached 10 players to First Team All-America status (11 instances), eight Ivy League Players of the Year, six ECAC Hockey Ken Dryden Award winners (league's best goaltender), five Rookies of the Year in both ECAC Hockey and the Ivy League, and three ECAC Hockey Players of the Year.

Schafer and his wife, Diane, have two sons, Luke and John '18, and a daughter, Michelle.

SCHAFER'S FILE

COACHING EXPERIENCE

1986-90	Cornell (Assistant Coach)
1990-94	Western Michigan (Assistant Coach)
1994-95	Western Michigan (Associate Head Coach)
1995-Pres.	Cornell (Head Coach)

PLAYING EXPERIENCE

1979-80	Georgetown Gemini (CJBHL)
1980-82	Guelph Platters (OPJHL)
1982-86	Cornell

EDUCATION

Cornell University
B.A., Business Management & Marketing, 1986

COACHING CAREER

SEASON	RECORD	W%	CONF.	W%
CORNELL (1995 - PRESENT)				
1995-96	21-9-4	.676	14-4-4	.727
1996-97	21-9-5	.671	14-6-2	.682
1997-98	15-16-2	.485	9-12-1	.432
1998-99	12-15-4	.452	9-10-3	.477
1999-00	16-14-2	.531	10-9-1	.525
2000-01	16-12-5	.561	11-8-3	.568
2001-02	25-8-2	.743	17-3-2	.818
2002-03	30-5-1	.847	19-2-1	.886
2003-04	16-10-6	.594	13-6-3	.659
2004-05	27-5-3	.814	18-2-2	.864
2005-06	22-9-4	.686	13-6-3	.659
2006-07	14-13-4	.516	10-8-4	.545
2007-08	19-14-3	.569	12-9-1	.568
2008-09	22-10-4	.667	13-6-3	.659
2009-10	21-9-4	.676	14-5-3	.705
2010-11	16-15-3	.515	11-9-2	.545
2011-12	19-9-7	.643	12-4-6	.682
2012-13	15-16-3	.485	8-11-3	.432
2013-14	17-10-5	.609	11-7-4	.591
2014-15	11-14-6	.452	9-9-4	.500
2015-16	16-11-7	.574	8-8-6	.500
2016-17	21-9-5	.671	13-4-5	.705
2017-18	25-6-2	.788	17-3-2	.818
2018-19	21-11-4	.639	13-5-4	.682
2019-20	23-2-4	.862	18-2-2	.864
2020-21	— NO SEASON (COVID-19 PANDEMIC) —			
2021-22	18-10-4	.625	12-6-4	.636
2022-23	21-11-2	.647	15-6-1	.705
2023-24	22-7-6	.714	12-6-4	.636
2024-25	8-6-5	.553	5-4-3	.542
TOTALS	550-295-116	.633	360-180-86	.645

CORNELL'S RECORD UNDER SCHAFER

CATEGORY	2024-25	UNDER SCHAFER	STREAK	CATEGORY	2024-25	UNDER SCHAFER	STREAK	CATEGORY	2024-25	UNDER SCHAFER	STREAK
Overall	8-6-5	550-295-116	Lost 1	Cornell Scores First	4-0-3	400-89-58	Won 1	Leads after 1st period	5-0-2	288-46-28	Won 1
ECAC Hockey Game	5-4-3	360-180-86	Lost 1	Opponent Scores First	4-6-2	150-206-51	Lost 1	Trails after 1st period	3-3-1	68-150-30	Lost 3
Ivy League Game	4-2-2	197-95-35	Lost 1	When Shutout	0-1-0	0-50-7	Lost 6	Tied after 1st period	0-3-2	194-99-58	Tied 1
Non-Conference Game	3-2-2	190-115-30	Lost 1	Scores One Goal	0-2-1	21-91-27	Lost 1	Leads after 2nd period	4-0-0	420-22-29	Won 18
Home	6-2-1	290-109-48	Lost 1	Scores Two Goals	0-2-3	85-91-46	Tied 1	Trails after 2nd period	3-5-3	34-199-33	Lost 1
Away	1-4-3	197-130-55	Tied 1	Scores Three Goals	2-1-1	150-43-27	Won 1	Tied after 2nd period	1-1-2	96-74-54	Tied 1
Neutral Site	1-0-1	63-56-13	Tied 1	Scores Four Goals	3-0-0	125-16-6	Won 8	Outshoots Opponent	5-3-4	341-137-63	Won 1
October	0-0-0	18-10-2	Won 2	Scores 5+ Goals	3-0-0	169-4-3	Won 111	Outshot by Opponent	1-3-1	190-147-50	Lost 3
November	4-2-3	139-65-25	Tied 1	Shutout Opponent	1-0-0	112-0-7	Won 26	Tied in Shots	2-0-0	19-11-3	Won 3
December	1-1-0	54-32-19	Lost 1	Allows One Goal	3-0-1	194-16-27	Won 1	In Overtime	1-0-5	52-44-116	Tied 2
January	3-3-2	114-64-37	Lost 1	Allows Two Goals	3-0-3	162-50-46	Tied 1	In Shootouts	4-1	13-11	Won 4
February	0-0-0	131-66-30	Tied 1	Allows Three Goals	1-1-1	62-70-27	Tied 1	vs. Ranked Opponents	2-3-3	121-107-33	Tied 1
March	0-0-0	94-57-3	Lost 1	Allows Four Goals	0-3-0	19-72-6	Lost 6				
April	0-0-0	0-1-0	Lost 1	Allows 5+ Goals	0-2-0	1-87-3	Lost 54				

SCHAFER MISCELLANEA

SCHAFER'S ALL-TIME VICTORIES			
11/10/95	vs. Brown	W, 4-1	1
1/19/98	at Colgate	W, 3-2 (OT)	50
3/10/01	vs. Princeton	W, 2-1	100
3/1/03	at Yale	W, 3-0	150
10/28/05	vs. Michigan State	W, 4-2	200
3/7/08	vs. Dartmouth	W, 3-2	250
11/27/10	vs. Colgate	W, 4-3	300
11/1/13	vs. Princeton	W, 4-2	350
1/7/17	at Merrimack	W, 1-0	400
2/1/19	at Union	W, 4-0	450
11/4/22	at Princeton	W, 3-1	500
1/24/25	vs. Harvard	W, 4-1	550
GOALS SCORED UNDER SCHAFER • ALL GAMES			
11/10/95	Chad Wilson	A Michigan State	1
2/23/96	Jeff Burgoyne	H Union	100
1/25/97	Darren Tymchyshyn	H Ferris State	200
1/17/98	Jeff Oates	H Colgate	300
1/29/99	Denis Ladouceur	A Princeton	400
2/4/00	Larry Pierce	A Harvard	500
2/17/01	Mark McRae	H Vermont	600
2/16/02	Matt McRae	A Vermont	700
1/17/03	Ryan Vesce	A Union	800
11/29/03	Byron Bitz	H Mercyhurst	900
12/29/04	Cam Abbott	N Maine	1000
12/2/05	Chris Abbott	H Princeton	1100
12/1/06	Mitch Carefoot	H RPI	1200
1/20/08	Topher Scott	H Clarkson	1300
1/17/09	Michael Kennedy	A RPI	1400
1/15/10	Locke Jillson	A Clarkson	1500
1/14/11	Joe Devin	H RPI	1600
1/21/12	Joakim Ryan	H Harvard	1700
2/16/13	Nick D'Agostino	A Harvard	1800
3/15/14	Patrick McCarron	H Clarkson	1900
1/9/16	Jeff Kubiak	H Merrimack	2000
2/3/17	Anthony Angello	A Union	2100
1/19/18	Anthony Angello	H Colgate	2200
2/1/19	Morgan Barron	A Union	2300
1/10/20	Jeff Malott	A RPI	2400
1/1/22	Ondrej Psenicka	A Arizona State	2500
1/6/23	Jack Malone	A Union	2600
12/29/23	Dalton Bancroft	N UMass	2700
11/23/24	Dalton Bancroft	H Princeton	2800
1/24/25	George Fegaras	H Dartmouth	2833
SCHAFER'S RECORD AGAINST OPPONENTS			
Bold denotes 2024-25 opponent			
AIC	1-0-1	Minnesota State	1-0-0
Air Force	1-0-0	New Hampshire	4-4-0
Alabama-Huntsville	5-0-1	Niagara	15-2-0
Alaska	2-0-0	North Dakota	6-4-0
Arizona State	4-3-1	Northeastern	5-0-0
Army	1-1-1	Northern Michigan	4-1-1
Bemidji State	0-1-0	Notre Dame	1-0-0
Boston College	1-1-0	Ohio State	6-5-0
Boston University	7-8-2	Omaha	2-1-1
Bowling Green	0-1-1	Penn State	1-0-0
Brown	46-8-6	Princeton	47-18-3
Canisius	2-0-0	Providence	2-3-1
Clarkson	45-22-11	Quinnipiac	27-21-6
Colgate	40-19-12	RIT	2-2-0
Colorado College	4-3-1	Robert Morris	1-0-0
Dartmouth	32-25-8	RPI	38-19-9
Denver	2-4-0	Sacred Heart	2-3-1
Ferris State	2-3-0	St. Cloud State	1-1-0
Harvard	43-25-9	St. Lawrence	32-20-7
Lake Superior State	0-1-1	UConn	1-0-0
Maine	2-5-3	UMass	4-1-2
Mercyhurst	0-1-1	UMass Lowell	0-2-0
Merrimack	4-2-0	Union	40-19-9
Miami (Ohio)	4-3-0	Vermont	13-2-4
Michigan	2-0-1	Wayne State	1-1-0
Michigan State	3-5-1	Western Michigan	6-1-1
Minnesota	0-1-0	Wisconsin	1-1-0
Minnesota Duluth	2-2-1	Yale	32-20-9

FIVE-YEAR SITUATIONAL BREAKDOWNS

	2019-20	2021-22	2022-23	2023-24	2024-25	FIVE-YEAR TOTAL	SCHAFER TOTAL
Overall	23-2-4	18-10-4	21-11-2	22-7-6	8-6-5	92-36-21	550-295-116
ECAC Hockey games	18-2-2	12-6-4	15-6-1	12-6-4	5-4-3	62-24-14	360-180-86
Ivy League games	8-1-1	5-3-2	8-2-0	5-2-3	4-2-2	30-10-8	173-82-33
Non-conference games	5-0-2	6-4-0	6-5-1	10-1-2	3-2-2	30-12-7	190-115-30
At home	11-0-2	9-4-3	12-3-1	10-3-2	6-2-1	48-12-9	290-109-48
On the road	10-2-1	8-6-1	7-6-1	8-3-2	1-4-3	34-21-8	197-130-55
At a neutral site	2-0-1	1-0-0	2-2-0	4-1-2	1-0-1	10-3-4	63-56-13
Leading after 1st period	15-0-0	10-3-3	15-2-1	14-0-1	5-0-2	59-5-7	288-46-28
Trailing after 1st period	0-1-0	2-6-1	3-4-1	1-4-1	3-3-1	9-18-4	68-150-30
Tied after 1st period	8-1-4	6-1-0	3-5-0	7-3-4	0-3-2	24-13-10	194-99-58
Leading after 2nd period	20-0-0	12-0-1	19-0-0	19-0-2	4-0-0	74-0-3	420-22-29
Trailing after 2nd period	0-2-3	3-8-1	1-7-1	2-4-1	3-5-3	9-26-9	34-199-33
Tied after 2nd period	3-0-1	3-2-2	1-4-1	1-3-3	1-1-2	9-10-9	96-74-54
Outshooting opponent	17-1-3	12-8-2	18-6-2	15-5-4	5-3-4	67-23-15	341-137-63
Outshot by opponent	3-1-1	5-1-2	2-4-0	7-2-2	1-3-1	18-11-6	190-147-50
Shots are even	3-0-0	1-1-0	1-1-0	0-0-0	2-0-0	7-2-0	19-11-3
One-goal margin	3-1	7-7	6-7	4-5	1-1	21-21	203-138
Two-goal margin	7-0	3-1	5-2	6-1	3-2	24-6	128-65
Three-plus-goal margin	13-1	8-2	10-2	12-1	4-3	47-9	219-92
Scoring first	20-0-1	12-2-3	18-3-1	17-3-4	4-0-3	71-8-12	400-89-58
Opponent scores first	3-2-3	6-8-1	3-8-1	5-4-2	4-6-2	21-26-7	150-206-51
In October	0-0-0	2-0-0	0-2-0	2-0-0	0-0-0	4-2-0	18-10-2
In November	9-0-0	6-1-0	6-2-0	3-3-1	4-2-3	28-8-4	138-65-25
In December	1-1-0	1-0-1	2-1-1	1-1-2	1-1-0	6-4-4	54-32-19
In January	4-1-4	4-3-2	5-2-0	5-0-1	3-3-2	21-9-9	114-64-37
In February	9-0-0	4-4-1	5-2-1	5-1-2	0-0-0	18-8-8	131-66-30
In March	0-0-0	1-2-0	3-2-0	6-2-0	0-0-0	10-6-0	94-57-3
On Sunday	1-0-0	0-2-0	0-0-0	0-0-0	0-0-0	1-3-0	19-19-5
On Monday	0-0-0	0-0-0	0-0-0	0-0-0	0-0-0	0-0-0	3-2-0
On Tuesday	0-0-0	0-1-0	1-0-0	0-0-0	0-0-0	1-1-0	13-7-3
On Wednesday	0-0-0	0-0-0	0-0-0	0-0-0	0-0-0	0-0-0	3-4-1
On Thursday	0-0-0	0-0-0	2-0-0	1-0-0	0-0-0	3-0-0	7-8-1
On Friday	11-1-1	7-5-1	10-4-1	11-3-2	5-2-2	44-15-7	258-104-45
On Saturday	11-1-3	11-2-3	8-6-1	10-4-4	3-4-3	43-17-14	247-151-61
First of back-to-back	12-1-1	7-6-1	11-3-0	11-3-2	5-2-2	46-15-8	273-109-44
Second of back-to-back	10-1-3	9-2-3	7-5-2	9-3-3	3-4-2	38-15-13	225-142-57
Third in three days	0-0-0	0-1-0	0-0-0	0-0-0	0-0-0	0-1-0	7-5-0
In a single game	1-0-0	2-1-0	3-3-0	2-1-0	0-0-1	8-5-1	45-39-15
In overtime	0-0-4	4-1-4	0-2-2	2-2-6	1-0-5	7-5-21	52-44-116
In shootouts	0-0	0-4	1-1	4-2	4-1	9-8	13-11
vs. ECAC Hockey opp.	18-2-2	13-8-4	17-7-1	16-6-4	5-4-4	69-25-13	434-218-92
vs. Atlantic Hockey opp.	0-0-0	0-0-0	2-0-1	0-0-0	0-1-1	2-1-2	12-5-3
vs. Big Ten opp.	3-0-0	0-0-0	0-0-0	0-0-0	0-0-0	3-0-0	4-3-0
vs. CCHA opp.	0-0-0	0-0-0	0-0-0	0-0-0	0-0-0	0-0-0	18-14-4
vs. Hockey East opp.	1-0-1	1-0-0	1-2-0	2-0-1	1-0-0	6-2-2	30-26-8
vs. NCHC opp.	0-0-0	2-0-0	1-2-0	2-1-0	2-1-0	7-4-0	13-9-1
vs. Independent opp.	0-0-0	2-2-0	0-0-0	2-0-1	0-0-0	4-2-1	10-3-3
vs. Ranked Opponents	6-1-3	5-1-1	3-8-0	7-2-2	2-3-3	23-15-9	121-107-33

TEAM GOALS IN A GAME

1.	11	11/13/21 vs. RPI (W, 11-3)
2.	10	11/20/99 vs. Clarkson (W, 10-4)
	10	2/4/23 vs. Union (W, 10-1)
4.	9	3/9/18 vs. Quinnipiac (W, 9-1)
5.	8	1/23/96 vs. UMass (W, 8-1)
	8	3/8/96 vs. Colgate (W, 8-1)
	8	3/9/96 vs. Colgate (W, 8-3)
	8	2/6/99 vs. Princeton (W, 8-4)
	8	11/12/99 vs. Brown (W, 8-1)
	8	2/11/00 at Clarkson (W, 8-3)
	8	11/15/02 at Vermont (W, 8-0)
	8	2/8/03 vs. Vermont (W, 8-1)
	8	2/17/07 vs. Princeton (W, 8-4)
	8	12/29/22 vs. AIC (W, 8-4)

INDIVIDUAL GOALS IN A GAME

1.	4	Max Andreev	vs. RPI (11/13/21)
2.	3	Brad Chartrand	vs. Harvard (11/11/95)
	3	P.C. Drouin	at Union (12/10/95)
	3	Kyle Knopp	at Brown (2/17/96)
	3	David Kozier	at Harvard (11/13/98)
	3	Matt Moulson	vs. Dartmouth (2/7/03)
	3	Ryan Vesce	at Princeton (11/8/03)
	3	Matt Moulson	at Harvard (1/9/04)
	3	Mike Knoepfli	vs. Clarkson (3/12/04)
	3	Matt Moulson	vs. Union (2/19/05)
	3	Colin Greening	vs. Dartmouth (2/29/08)
	3	Tyler Roeszler	vs. Colgate (1/22/11)
	3	Mitch Vanderlaan	at Yale (11/12/16)
	3	Jeff Malott	at Princeton (1/13/17)
	3	Noah Bauld	vs. St. Lawrence (11/17/17)
	3	Kyle Betts	vs. Canisius (12/30/17)
	3	Anthony Angello	at Harvard (1/26/18)
	3	Morgan Barron	vs. Yale (11/9/19)
	3	Ben Berard	vs. Clarkson (2/29/20)
	3	Ben Berard	at Dartmouth (11/6/21)
	3	Matt Stienburg	at St. Lawrence (12/3/21)
	3	Dalton Bancroft	vs. UConn (11/26/22)
	3	Jonathan Castagna	vs. Princeton (1/19/24)

TEAM ASSISTS IN A GAME

1.	22	11/13/21 vs. RPI (W, 11-3)
2.	20	11/20/99 vs. Clarkson (W, 10-4)
	20	11/20/99 vs. Clarkson (W, 10-4)
4.	18	3/9/18 vs. Quinnipiac (W, 9-1)
	18	2/4/23 vs. Union (W, 10-1)
6.	16	1/23/96 vs. UMass (W, 8-1)
	16	3/8/96 vs. Colgate (W, 8-1)
	16	3/9/96 vs. Colgate (W, 8-3)
	16	2/6/99 vs. Princeton (W, 8-4)
	16	11/12/99 vs. Brown (W, 8-1)
	16	2/11/00 at Clarkson (W, 8-3)
	16	11/15/02 at Vermont (W, 8-0)
	16	2/8/03 vs. Vermont (W, 8-1)
	16	2/17/07 vs. Princeton (W, 8-4)
	16	12/29/22 vs. AIC (W, 8-4)

INDIVIDUAL ASSISTS IN A GAME

1.	4	Jeff Burgoyne	vs. Princeton (2/6/99)
	4	Kyle Knopp	at RPI (2/26/99)
	4	Mark McRae	at Clarkson (2/11/00)
	4	Mike Knoepfli	vs. Vermont (2/8/03)
	4	Ryan Vesce	at Princeton (11/8/03)
	4	Ryan Vesce	at Harvard (1/9/04)
	4	Byron Bitz	vs. Princeton (2/13/04)
	4	Brenden Locke	vs. Quinnipiac (3/9/18)
	4	Yanni Kaldis	vs. Quinnipiac (3/9/18)
	4	Nick DeSantis	at RPI (1/7/23)
11.	3	81 times by 55 players	
		Last: Gabriel Seger, at Clarkson (2/23/24)	

TEAM POINTS IN A GAME

1.	33	11/13/21 vs. RPI (W, 11-3; 11g-22a)
2.	30	11/20/99 vs. Clarkson (W, 10-4; 10g-20a)
3.	28	2/4/23 vs. Union (W, 10-1; 10g-18a)
4.	27	3/9/18 vs. Union (W, 10-1; 9g-18a)
5.	24	1/23/96 vs. Quinnipiac (W, 9-1; 8g-16a)
	24	3/8/96 vs. UMass (W, 8-1; 8g-16a)
	24	3/9/96 vs. Colgate (W, 8-1; 8g-16a)
	24	2/6/99 vs. Colgate (W, 8-3; 8g-16a)
	24	11/12/99 vs. Princeton (W, 8-4; 8g-16a)
	24	2/11/00 vs. Brown (W, 8-1; 8g-16a)
	24	11/15/02 at Clarkson (W, 8-3; 8g-16a)
	24	2/8/03 at Vermont (W, 8-0; 8g-16a)
	24	2/17/07 vs. Vermont (W, 8-1; 8g-16a)
	24	12/29/22 vs. Princeton (W, 8-4; 8g-16a)

INDIVIDUAL POINTS IN A GAME

1.	7	Ryan Vesce (3g-4a)	at Princeton (11/8/03)
2.	6	Max Andreev (4g-2a)	vs. Union (11/13/21)
3.	5	Kyle Knopp (2g-3a)	at Union (12/10/95)
	5	Denis Ladouceur (2g-3a)	vs. Clarkson (11/20/99)
5.	4	43 times by 33 players	
		Last: Gabriel Seger (2g-2a), at Harvard (3/16/24)	

POWER-PLAY GOALS IN A GAME

1.	6	2/4/23 vs. Union (W, 10-1)
2.	5	12/10/95 at Union (T, 5-5 — OT)
	5	2/8/03 vs. Vermont (W, 8-1)
4.	4	12/1/95 vs. Yale (W, 6-2)
	4	2/16/96 at Harvard (W, 5-4 — OT)
	4	2/6/99 vs. Princeton (W, 8-4)
	4	11/6/09 vs. Dartmouth (W, 5-1)
	4	10/26/13 at Omaha (W, 4-3)
9.	3	46 times, Last: 1/21/23 vs. Princeton (W, 3-2)

SHORT-HANDED GOALS IN A GAME

1.	2	11/11/95 vs. Harvard (W, 5-3)
	2	12/2/95 vs. Princeton (T, 5-5 — OT)
	2	2/7/97 at Dartmouth (W, 5-3)
	2	2/6/99 vs. Princeton (W, 8-4)
	2	3/11/05 vs. Clarkson (W, 5-0)
	2	1/13/12 at Quinnipiac (W, 2-1)
7.	1	57 times, Last: 2/3/23 vs. Clarkson (W, 7-2)

TEAM SAVES IN A GAME

1.	60	3/17/13 at Quinnipiac (L, 2-3 — 2OT)
2.	59	3/26/06 vs. Wisconsin (L, 0-1 — 3OT)
3.	52	12/27/96 vs. Providence (W, 4-3 — 3OT)
	52	2/13/10 vs. Yale (L, 1-2 — OT)
5.	47	11/22/97 vs. Yale (L, 1-2 — OT)
	47	11/24/98 at Northeastern (W, 4-2)
7.	46	12/10/95 at Union (T, 5-5 — OT)
	46	3/9/12 vs. Dartmouth (W, 4-3 — 2OT)
9.	45	3/1/96 at Clarkson (L, 1-2 — OT)
	45	3/16/01 vs. Harvard (W, 5-2)
	45	11/30/07 vs. UMass (T, 0-0 — OT)

INDIVIDUAL SAVES IN A GAME

1.	60	Andy Iles	at Quinnipiac (3/17/13 — 2OT)
2.	59	David McKee	vs. Wisconsin (3/26/06 — 3OT)
3.	52	Jean-Marc Pelletier	vs. Providence (12/27/96 — 3OT)
	52	Ben Scrivens	vs. Yale (2/13/10 — OT)
5.	47	Jason Elliott	vs. Yale (11/22/97 — OT)
	47	Matt Underhill	at Northeastern (11/24/98)
7.	46	Jason Elliott	at Union (12/10/95 — OT)
	46	Andy Iles	vs. Dartmouth (W, 4-3 — 2OT)
9.	45	Jason Elliott	at Clarkson (3/1/96 — OT)
	45	Matt Underhill	vs. Harvard (3/16/01)
	45	Ben Scrivens	vs. UMass (11/30/07 — OT)

QUICKEST GOALS TO BEGIN GAME

1.	0:08	Dalton Bancroft	vs. Yale (11/8/24)
2.	0:16	Ryan O'Byrne	at St. Lawrence (2/25/05)
3.	0:22	Tristan Mullin	at Brown (2/15/19)
4.	0:25	Matt McRae	at Yale (11/30/01)
5.	0:27	Denis Ladouceur	vs. Union (12/4/98)
6.	0:28	Anthony Angello	vs. RPI (2/27/16)
7.	0:29	Jamie Papp	vs. Harvard (3/7/97)
8.	0:31	Ryan Vesce ^(PP)	at Harvard (2/15/03)
	0:31	Nick D'Agostino	vs. Harvard (2/18/11)
10.	0:32*	Dalton Bancroft	vs. UConn (11/26/22)
		* - denotes game-winning goal	

LATEST GOALS IN REGULATION

1.	59:59	Tyler Mugford ^(EN)	vs. Robert Morris (10/26/06)
	59:59	Blake Gallagher ^(EN)	vs. Brown (2/12/10)
	59:59	Anthony Angello ^(EN)	at Yale (11/12/16)
	59:59	Anthony Angello ^(EN)	at Harvard (1/26/18)
5.	59:58*	Alec McCrea ^(PP)	vs. Harvard (11/11/17)
6.	59:57	Kyle Knopp ^(EN)	vs. St. Lawrence (3/1/97)
	59:57	Vinnie Auger ^(PP/EN)	vs. Northeastern (11/1/97)
	59:57	Krzysztof Wieckowski ^(EN)	at Boston Univ. (11/25/01)
9.	59:56	Colin Greening ^(EN)	vs. Colgate (11/24/09)
10.	59:55	Shane Palahicky ^(PP)	vs. Yale (11/8/02)
	59:55	Sullivan Mack ^(EN)	vs. North Dakota (11/1/24)
		* - denotes game-winning goal	

QUICKEST GAME-WINNING GOALS

1.	0:32	Dalton Bancroft	vs. UConn (11/26/22)
2.	0:37	Michael Kennedy	at RPI (1/17/09)
3.	0:42	Taylor Davenport	vs. Union (12/2/06)
4.	0:46	Sullivan Mack	at Princeton (2/26/22)
5.	1:21	Brenden Locke	vs. Union (3/16/19)
6.	1:23	Ryan Walsh	vs. Harvard (1/24/25)
7.	1:38	Mike Iggulden	at Clarkson (2/26/05)
8.	1:49	Max Andreev	vs. St. Lawrence (2/28/20)
9.	1:59	Cam Abbott	at Union (1/17/03)
10.	2:17	Trevor Yates	vs. Colgate (11/13/15)

LATEST GAME-WINNING GOALS

1.	110:14	David Adler ^(3OT)	vs. Providence (12/27/96)
2.	97:40	Sean Whitney ^(2OT)	vs. Dartmouth (3/9/12)
3.	90:32	Matt Moulson ^(2OT)	vs. Clarkson (3/11/06)
4.	89:54	Colin Greening ^(2OT)	vs. Princeton (3/20/09)
5.	88:30	Raymond Sawada ^(2OT)	vs. Clarkson (3/10/06)
6.	81:09	Matt McRae ^(2OT)	vs. Boston College (3/30/03)
7.	72:32	Brian Ferlin ^(OT)	vs. Clarkson (3/16/14)
8.	70:41	Joe Devin ^(OT)	vs. Quinnipiac (3/13/11)
9.	67:25	David Kozier ^(OT)	vs. Princeton (3/9/01)
10.	64:46	Mark McRae ^(PP/OT)	at Vermont (1/12/01)

LATEST GAME-WINNING GOALS (NON-OT)

1.	59:58	Alec McCrea ^(PP)	vs. Harvard (11/11/17)
2.	59:54	Ben Berard	at Dartmouth (11/6/21)
3.	59:44	Sam Paolini	vs. Yale (2/9/02)
4.	59:42	Evan Barlow	vs. Northeastern (3/28/09)
5.	59:41	Larry Pierce	vs. Niagara (11/6/98)
6.	59:37	Mark McCutcheon	vs. Quinnipiac (12/3/05)
7.	59:35	Yanni Kaldis ^(PP)	at RPI (2/4/17)
8.	59:34	Travis Bell	at St. Lawrence (1/26/02)
9.	59:21	Mark McCutcheon	at Colgate (2/4/06)
10.	59:20	Colin Greening ^(EN)	at Yale (11/9/07)

Bold denotes accomplished this season

SINGLE-SEASON AND CAREER LEADERS UNDER SCHAFER

GOALS IN A SEASON

1.	24	Brad Chartrand	1995-96
2.	22	Matt Moulson	2004-05
3.	19	Ryan Vesce	2002-03
4.	18	P.C. Drouin	1995-96
	18	Matt Moulson	2003-04
	18	Matt Moulson	2005-06
	18	Blake Gallagher	2009-10
8.	17	Joe Devin	2010-11
9.	15	Five times by five players Last: Morgan Barron (2018-19)	

GOALS BY DEFENSEMAN, SEASON

1.	13	Chad Wilson	1996-97
2.	11	Tony Bergin	1996-97
	11	Doug Murray	2001-02
4.	9	Mark McRae	2002-03
	9	Charlie Cook	2004-05
6.	8	Mark McRae	2000-01
	8	Mark McRae	2001-02
	8	Nick D'Agostino	2011-12
	8	Joakim Ryan	2013-14
	8	Sam Malinski	2022-23

ASSISTS IN A SEASON

1.	33	Stephen Bâby	2002-03
2.	32	Kyle Knopp	1998-99
3.	30	Gabriel Seger	2023-24
4.	26	Steve Wilson	1995-96
	26	Ryan Vesce	2002-03
6.	25	Greg Miller	2010-11
7.	24	Yanni Kaldis	2018-19
8.	23	Stephen Bâby	2001-02
	23	Riley Nash	2009-10
	23	Gabriel Seger	2022-23

ASSISTS BY DEFENSEMAN, SEASON

1.	26	Steve Wilson	1995-96
2.	24	Yanni Kaldis	2018-19
3.	22	Mark McRae	2001-02
4.	21	Doug Murray	2001-02
5.	20	Doug Murray	2002-03
	20	Joakim Ryan	2012-13
	20	Yanni Kaldis	2019-20
8.	19	Mark McRae	2002-03
	19	Charlie Cook	2003-04
	19	Patrick McCarron	2016-17

POINTS IN A SEASON

1.	45	Ryan Vesce	2002-03
2.	44	Gabriel Seger	2023-24
3.	43	Brad Chartrand	1995-96
4.	42	Kyle Knopp	1998-99
	42	Matt Moulson	2004-05
6.	41	Stephen Bâby	2002-03
7.	38	Matt Moulson	2005-06
8.	37	Blake Gallagher	2009-10
9.	35	Matt Moulson	2003-04
	35	Colin Greening	2009-10
	35	Riley Nash	2009-10

POINTS BY DEFENSEMAN, SEASON

1.	32	Doug Murray	2001-02
2.	30	Steve Wilson	1995-96
	30	Mark McRae	2001-02
4.	28	Mark McRae	2002-03
	28	Yanni Kaldis	2018-19
6.	26	Sam Malinski	2022-23
7.	25	Doug Murray	2002-03
	25	Patrick McCarron	2016-17
	25	Yanni Kaldis	2019-20
10.	24	Joakim Ryan	2013-14

TEAM GOALS IN A SEASON

1.	139	1995-96	# of players with goals:	19
2.	133	2002-03	# of players with goals:	19
3.	123	1996-97	# of players with goals:	19
4.	118	2001-02	# of players with goals:	21
5.	115	2003-24	# of players with goals:	18
6.	112	2004-05	# of players with goals:	18
	112	2022-23	# of players with goals:	22
8.	108	2018-19	# of players with goals:	21
9.	107	2009-10	# of players with goals:	20
10.	104	1999-00	# of players with goals:	19
	104	2019-20	# of players with goals:	21

TEAM ASSISTS IN A SEASON

1.	237	1995-96	# of players with assists:	19
2.	236	2002-03	# of players with assists:	21
3.	198	2001-02	# of players with assists:	22
4.	195	2003-24	# of players with assists:	21
	195	2022-23	# of players with assists:	22
6.	193	1996-97	# of players with assists:	20
7.	190	2019-20	# of players with assists:	22
8.	186	2004-05	# of players with assists:	21
	186	2018-19	# of players with assists:	22
10.	181	2009-10	# of players with assists:	20

TEAM POINTS IN A SEASON

1.	376	1995-96	# of players with points:	20
2.	369	2002-03	# of players with points:	21
3.	316	2001-02	# of players with points:	23
	316	1996-97	# of players with points:	20
5.	310	2023-24	# of players with points:	21
6.	307	2022-23	# of players with points:	22
7.	298	2004-05	# of players with points:	21
8.	294	2019-20	# of players with points:	23
	294	2018-19	# of players with points:	22
10.	288	2009-10	# of players with points:	22

TEAM SAVES IN A SEASON

1.	1004	1997-98	Matches: 33	SV/match:	30.42
2.	978	1996-97	Matches: 35	SV/match:	27.94
3.	949	2010-11	Matches: 34	SV/match:	27.91
4.	948	2007-08	Matches: 36	SV/match:	26.33
5.	936	2015-16	Matches: 34	SV/match:	27.53
6.	915	2009-10	Matches: 34	SV/match:	26.91
7.	904	2012-13	Matches: 34	SV/match:	26.59
8.	898	1995-96	Matches: 34	SV/match:	26.41
9.	879	2016-17	Matches: 35	SV/match:	25.11
10.	870	2011-12	Matches: 35	SV/match:	24.86

SEASON GOALS-AGAINST AVERAGE

1.	1.24	2004-05	GA: 44	Minutes: 2134:19
2.	1.26	2002-03	GA: 46	Minutes: 2187:32
3.	1.52	2017-18	GA: 50	Minutes: 1978:38
4.	1.54	2019-20	GA: 45	Minutes: 1750:43
5.	1.68	2001-02	GA: 61	Minutes: 2176:41
6.	1.80	2023-24	GA: 64	Minutes: 2135:41
7.	1.82	2003-04	GA: 59	Minutes: 1942:47
8.	1.84	2009-10	GA: 63	Minutes: 2049:53
9.	1.849	2008-09	GA: 64	Minutes: 2076:35
10.	1.854	2022-23	GA: 63	Minutes: 2038:42

SEASON SHUTOUTS

1.	10	2004-05
	10	2017-18
3.	9	2002-03
4.	7	2009-10
	7	2008-09
	7	2015-16
7.	6	2011-12
8.	5	Six times, Last: 2021-22

Bold denotes accomplished this season / active player

CAREER GOALS

1.	71	Matt Moulson	2002-06
2.	53	Colin Greening	2006-10
3.	46	Doug Stienstra	1996-00
	46	Ryan Vesce	2000-04
5.	45	Ryan Moynihan	1996-00
6.	41	Mitch Vanderlaan	2015-19
7.	40	Kyle Knopp	1995-99
8.	37	Sam Paolini	1999-03
	37	Riley Nash	2007-10
	37	Joe Devin	2007-11

CAREER ASSISTS

1.	93	Kyle Knopp	1995-99
2.	86	Stephen Bâby	1999-03
3.	82	Ryan Vesce	2000-04
	82	Topher Scott	2004-08
5.	72	Yanni Kaldis	2016-20
6.	68	Mark McRae	1999-03
7.	67	Matt Moulson	2002-06
8.	64	Riley Nash	2007-10
	64	Greg Miller	2009-13
10.	63	Blake Gallagher	2006-10

CAREER POINTS

1.	138	Matt Moulson	2002-06
2.	133	Kyle Knopp	1995-99
3.	128	Ryan Vesce	2000-04
4.	115	Stephen Bâby	1999-03
	115	Colin Greening	2006-10
6.	107	Topher Scott	2004-08
7.	106	Ryan Moynihan	1996-00
8.	101	Riley Nash	2007-10
9.	99	Doug Stienstra	1996-00
10.	98	Mark McRae	1999-03
	98	Greg Miller	2009-13

CAREER SAVES

1.	2,988	Andy Iles	2010-14
2.	2,824	Ben Scrivens	2006-10
3.	2,403	Mitch Gillam	2013-17
4.	2,208	David McKee	2003-06
5.	2,052	Matt Underhill	1998-02
6.	1,999	Ian Shane	2021-Pr.
7.	1,977	Jason Elliott	1995-98
8.	1,844	Matthew Galajda	2017-20
9.	935	Dave LeNeveu	2001-03
10.	906	Ian Burt	1997-01

CAREER GOALS-AGAINST AVERAGE

1.	1.29	Dave LeNeveu	2001-03
2.	1.64	Matthew Galajda	2017-20
3.	1.71	David McKee	2003-06
4.	1.84	Ian Shane	2021-Pr.
5.	1.91	Ben Scrivens	2006-10
6.	2.15	Mitch Gillam	2013-17
7.	2.26	Andy Iles	2010-14
8.	2.29	Troy Davenport	2004-08
9.	2.32	Matt Underhill	1998-02
10.	2.33	Mike Garman	2008-11

CAREER SHUTOUTS

1.	19	Matthew Galajda	2017-20
	19	Ben Scrivens	2006-10
3.	18	David McKee	2003-06
4.	12	Ian Shane	2021-Pr.
5.	11	Dave LeNeveu	2001-03
	11	Mitch Gillam	2013-17
7.	9	Andy Iles	2010-14
8.	6	Matt Underhill	1998-02
9.	4	Jason Elliott	1995-98
10.	3	Hayden Stewart	2014-18

SCHAFER'S ALUMNI IN THE NHL (AS OF JAN. 29)



MORGAN BARRON

F | Winnipeg | CU from 2017-20

2024-25 STATS

GP	G	A	PTS
52	5	3	8

CAREER NHL STATS

GP	G	A	PTS
234	27	26	53



SAM MALINSKI

D | Colorado | CU from 2019-23

2024-25 STATS

GP	G	A	PTS
49	1	4	5

CAREER NHL STATS

GP	G	A	PTS
72	4	11	15

BIG RED NHLers UPCOMING SCHEDULE

THURSDAY, JAN. 30

• **Winnipeg** at Boston, 7:00

FRIDAY, JAN. 31

• St. Louis at **Colorado**, 9:00

SATURDAY, FEB. 1

• **Winnipeg** at Washington, 7:00

SUNDAY, FEB. 2

• Philadelphia at **Colorado**, 3:00

TUESDAY, FEB. 4

• Carolina at **Winnipeg**, 8:00

• **Colorado** at Vancouver, 10:00

#PRORED TRACKER

LAST UPDATED: JAN. 27, 2025

NORTH AMERICA NHL (2)

- Morgan Barron — Winnipeg
- Sam Malinski — Colorado

AHL (10)

- Anthony Angello — Milwaukee
- Cole Bardreau — Bridgeport
- Jacob MacDonald — Colorado
- Jack Malone — Utica
- Jeff Malott — Ontario
- Travis Mitchell — Bridgeport
- Riley Nash — Hartford
- Joakim Ryan — Chicago
- Gabriel Seger — Grand Rapids
- Matt Stienburg — Colorado

ECHL (4)

- Max Andreev - Kansas City
- Ben Berard — Kalamazoo
- Kyle Betts — Florida

SPHL (1)

- Hayden Stewart - Birmingham Bulls

INTERNATIONAL AUSTRIA - ICEHL (1)

- Sean Collins — Black Wings Linz

CZECHIA - EXTRALIGA (1)

- Joe Leahy - HC Vitkovice

ENGLAND - EIHL (1)

- Michael Regush — Coventry Blaze

GERMANY - DEL (3)

- Alex Green — Straubing Tigers
- Cody Haiskanen — Nürnberg Ice Tigers
- Alec McCrea — Düsseldorf EG

GERMANY - DEL2 (1)

- Jake Weidner — EC Kassel Huskies

ITALY - ICEHL (1)

- Matt Cairns — Asiago

JAPAN - ASIA LEAGUE (1)

- Alex Rauter — Yokohama Griets

NORWAY (1)

- Mitch Gillam — Frisk Asker

RUSSIA - KHL (2)

- Kirill Gotovets — Dynamo Moskva
- Yanni Kaldis — Severstal Cherepovets

MALONE NETS NATURAL HAT TRICK

UTICA, N.Y. (JAN. 22, 2025) — Former Cornell forward **JACK MALONE** '23 had a memorable night last Wednesday, registering a natural hat trick over the first 7:33 to lead the Utica Comets to their 7-1 drubbing of the Bridgeport Islanders, which also served as the Comets' 400th regular-season victory in franchise history.

All three of Malone's goals came before Bridgeport was able to register a shot on goal, as his first goal on the night came just 40 seconds into the contest, depositing the rebound at the left post past Islanders goaltender Henrik Tikkonen following a shot from defenseman Dmitry Osipov from the top of the right faceoff circle. Four minutes later, Malone tallied his second goal of the night, capitalizing on a pass from linemate Nolan Foote, lasering a snap shot from the top of the slot. Not quite three minutes later, Malone capped his natural hat trick with a one-timer off a backhanded pass by his other linemate, Brian Halonen, at the right faceoff circle to register his first professional hat trick and ignite Utica's five-goal first period.

"It feels good," Malone said following the game. "I give a lot of credit to [Nolan Foote] and [Brian Halonen]. They set up some of those plays. It's really easy to play with those guys."

"He brings a lot of speed and a lot of puck possession," Utica interim head coach Ryan Parent said of Malone. "He was in a good support role on those goals. He had some nice plays."

The hat trick for Malone was his first since scoring three times in a four-point night for the Youngstown Phantoms in a 5-3 over the Sioux City Musketeers in the United States Hockey League (USHL) on Jan. 4, 2019.

CORNELLIANS IN THE NHL



CORNELLIANS ACTIVELY IN THE NHL (2)

PLAYER	AT CORNELL	NHL SEASON	NHL TEAM
Morgan Barron	2017-20	4th	Winnipeg
Sam Malinski	2019-23	2nd	Colorado

NHLers TO PLAY FOR SCHAFER AT CORNELL (30)

PLAYER	YEAR(S) COACHED	NHL CAREER	TEAM(S)
Joe Nieuwendyk	1986-87	1987-07	CGY, DAL, NJ, TOR, FLA
Corrie D'Alessio	1987-90	1992-93	HFD
Dan Ratushny	1988-90	1992-93	VAN
Ryan Hughes	1989-90	1995-96	BOS

AS A HEAD COACH (26)

Brad Chartrand	1995-96	1999-04	LAK
P.C. Drouin	1995-96	1996-97	BOS
Jean-Marc Pelletier	1995-97	1998-04	PHI, PHX
Matt Underhill	1998-02	2003-04	CHI
Douglas Murray	1999-03	2005-14	SJ, PIT, MTL
Ryan Vesce	2000-04	2008-10	SJ
Mike Iggulden	2001-05	2007-09	SJ, NYI
David LeNeveu	2001-03	2005-11	PHX, CBJ
Matt Moulson	2002-06	2007-18	LA, NYI, BUF, MIN
Ryan O'Byrne	2003-06	2007-13	MTL, COL, TOR
Byron Bitz	2003-07	2008-12	BOS, FLA, VAN
Raymond Sawada	2004-08	2008-11	DAL
Colin Greening	2006-10	2010-16	OTT, TOR
Brendon Nash	2006-10	2010-11	MTL
Ben Scrivens	2006-10	2011-16	TOR, LA, EDM, MTL
Riley Nash	2007-10	2011-24	CAR, BOS, CBJ, WPG, TB, ARI, NYR
Sean Collins	2008-12	2012-16	CBJ, WSH
Brian Ferlin	2011-14	2014-15	BOS
Joakim Ryan	2011-15	2017-21	SJ, LA, CAR
Jacob MacDonald	2011-15	2018-24	FLA, COL, SJ
Cole Bardreau	2011-15	2019-23	NYI
Anthony Angello	2015-18	2019-22	PIT
Morgan Barron	2018-20	2020-25	NYR, WPG
Jeff Malott	2016-20	2021-22	WPG
Sam Malinski	2019-23	2023-25	COL
Matt Stienburg	2019-23	2024-25	COL

CORNELLIANS IN HOCKEY HALL OF FAME (2)



KEN DRYDEN

G | Montréal | CU from 1966-69

CAREER STATS

GP	SV	GAA	SV%
397	10,213	2.24	.922



5-time Vezina Trophy winner; 6-time All-Star



JOE NIEUWENDYK

F | Calgary, Dallas, New Jersey, Toronto, Florida | CU from 1984-87

CAREER STATS

GP	G	A	PTS
1,257	564	562	1,126



1988 Calder; 1995 Clancy; 1999 Conn Smythe



JACK O'BRIEN

#3

2024-25 STATS: 15 GP, 0 G, 1 A, 1 PTS, 2 PIM
Height: 6-0 Weight: 184 lbs. Shoots: Left Year: Junior
Hometown: White Rock, British Columbia
Previous Team: Nanaimo Clippers (BCHL)

SEASON	GP	G	A	PTS	SH	SH%	PN-MIN	+/-	PPG	SHG	GWG	BLK	FOW	FOL	FO%
2022-23	1	0	0	0	1	.000	0-0	E	0	0	0	0	0	0	.000
2023-24	9	0	0	0	5	.000	0-0	+4	0	0	0	2	0	0	.000
2024-25	15	0	1	1	5	.000	1-2	+2	0	0	0	4	0	0	.000
TOTALS	25	0	1	1	11	.000	1-2	+6	0	0	0	6	0	0	.000

O'BRIEN AT A GLANCE

Most Goals _____ N/A
 Most Assists _____ 1, at Dartmouth (11/15/24)
 Most Points _____ 1, at Dartmouth (11/15/24)

First Goal _____ N/A
 First Assist _____ at Dartmouth (11/15/24)
 Last Goal _____ N/A
 Last Assist _____ at Dartmouth (11/15/24) - 12 games

Longest Point Streak _____ N/A
 Longest Goal Streak _____ N/A
 Longest Assist Streak _____ N/A



HANK KEMPF

#4

2024-25 STATS: 17 GP, 0 G, 4 A, 4 PTS, 8 PIM
Height: 6-2 Weight: 203 lbs. Shoots: Left Year: Senior
Hometown: Wilmette, Ill.
Previous Team: Muskegon Lumberjacks (USHL)


SEASON	GP	G	A	PTS	SH	SH%	PN-MIN	+/-	PPG	SHG	GWG	BLK	FOW	FOL	FO%
2021-22	32	0	8	8	54	.000	3-6	+8	0	0	0	12	0	0	.000
2022-23	31	1	1	2	25	.040	5-10	+12	0	0	0	30	0	0	.000
2023-24	35	1	7	8	34	.029	6-12	+14	0	0	1	59	0	0	.000
2024-25	19	0	4	4	15	.000	5-10	+1	0	0	0	18	0	0	.000
TOTALS	117	2	20	22	128	.016	19-38	+35	0	0	1	119	0	0	.000

KEMPF AT A GLANCE

Most Goals _____ 1, (2x), Last: at Arizona State (1/13/24)
 Most Assists _____ 2, (2x), Last: vs. St. Lawrence (3/23/24)
 Most Points _____ 2, (2x), Last: vs. St. Lawrence (3/23/24)

First Goal _____ at RPI (1/7/23)
 First Assist _____ at Dartmouth (11/6/21)
 Last Goal _____ at Arizona State (1/13/24) - 39 games
 Last Assist _____ vs. Colgate (12/6/24) - 9 games

Longest Point Streak _____ 4 games (11/6/21 - 11/19/21)
 Longest Goal Streak _____ N/A
 Longest Assist Streak _____ 4 games (11/6/21 - 11/19/21)



HOYT STANLEY

#5

2024-25 STATS: 19 GP, 0 G, 4 A, 4 PTS, 29 PIM
Height: 6-3 Weight: 203 lbs. Shoots: Right Year: Sophomore
Hometown: West Vancouver, British Columbia
Previous Team: Victoria Grizzlies (BCHL)


SEASON	GP	G	A	PTS	SH	SH%	PN-MIN	+/-	PPG	SHG	GWG	BLK	FOW	FOL	FO%
2023-24	35	2	8	10	37	.054	11-22	+16	0	0	0	25	0	0	.000
2024-25	19	0	4	4	15	.000	9-29	+2	0	0	0	32	0	0	.000
TOTALS	54	2	12	14	52	.038	20-51	+18	0	0	0	57	0	0	.000

STANLEY AT A GLANCE

Most Goals _____ 1, (2x), Last: vs. Brown (2/16/24)
 Most Assists _____ 2, vs. UMass (1/3/25)
 Most Points _____ 2, vs. UMass (1/3/25)

First Goal _____ vs. UMass (12/29/23)
 First Assist _____ vs. Minnesota Duluth (10/27/23)
 Last Goal _____ vs. Brown (2/16/24) - 30 games
 Last Assist _____ 2, vs. UMass (1/3/25) - 7 games

Longest Point Streak _____ 3 games (1/13/24 - 1/20/24)
 Longest Goal Streak _____ N/A
 Longest Assist Streak _____ 3 games (1/13/24 - 1/20/24)



GEORGE FEGARAS

#6

2024-25 STATS: 13 GP, 1 G, 8 A, 9 PTS, 8 PIM
Height: 6-2 Weight: 212 lbs. Shoots: Right Year: Sophomore
Hometown: Richmond Hill, Ontario
Previous Team: Muskegon Lumberjacks (USHL)


SEASON	GP	G	A	PTS	SH	SH%	PN-MIN	+/-	PPG	SHG	GWG	BLK	FOW	FOL	FO%
2023-24	33	3	4	7	57	.053	6-12	+9	1	0	0	19	0	0	.000
2024-25	13	1	8	9	26	.038	4-8	E	0	0	0	11	0	0	.000
TOTALS	46	4	12	16	83	.048	10-20	+9	1	0	0	30	0	0	.000

FEGARAS AT A GLANCE

Most Goals _____ 1, (4x), Last: vs. Dartmouth (1/25/25)
 Most Assists _____ 2, (2x), Last: at Colgate (12/7/24)
 Most Points _____ 2, (3x), Last: at Colgate (12/7/24)

First Goal _____ at Brown (11/4/23)
 First Assist _____ at Brown (11/4/23)
 Last Goal _____ vs. Dartmouth (1/25/25)
 Last Assist _____ vs. Harvard (1/24/25) - 1 game

Longest Point Streak _____ 3 games (1/18/25 - Pres.)
 Longest Goal Streak _____ N/A
 Longest Assist Streak _____ 2, (2x), Last: (1/18/25 - 1/24/25)



JIMMY RAYHILL

#7

2024-25 STATS: 3 GP, 0 G, 0 A, 0 PTS, 0 PIM
Height: 5-9 Weight: 174 lbs. Shoots: Right Year: Senior
Hometown: New Hartford, N.Y.
Previous Team: Odessa Jackalopes (NAHL)

SEASON	GP	G	A	PTS	SH	SH%	PN-MIN	+/-	PPG	SHG	GWG	BLK	FOW	FOL	FO%
2021-22	0	0	0	0	0	.000	0-0	E	0	0	0	0	0	0	.000
2022-23	0	0	0	0	0	.000	0-0	E	0	0	0	0	0	0	.000
2023-24	0	0	0	0	0	.000	0-0	E	0	0	0	0	0	0	.000
2024-25	3	0	0	0	1	.000	0-0	E	0	0	0	1	0	1	.000
TOTALS	3	0	0	0	0	.000	0-0	E	0	0	0	1	0	1	.000

RAYHILL AT A GLANCE

Most Goals _____ N/A
 Most Assists _____ N/A
 Most Points _____ N/A

First Goal _____ N/A
 First Assist _____ N/A
 Last Goal _____ N/A
 Last Assist _____ N/A

Longest Point Streak _____ N/A
 Longest Goal Streak _____ N/A
 Longest Assist Streak _____ N/A

**LUKE DEVLIN**

#8

2024-25 STATS: 0 GP, 0 G, 0 A, 0 PTS, 0 PIM**Height:** 6-3 **Weight:** 209 lbs. **Shoots:** Left **Year:** Sophomore**Hometown:** Memphis, Tenn.**Previous Team:** West Kelowna Warriors (BCHL)

SEASON	GP	G	A	PTS	SH	SH%	PN-MIN	+/-	PPG	SHG	GWG	BLK	FOW	FOL	FO%
2023-24	30	6	2	8	29	.207	6-12	+1	0	0	1	7	26	37	.413
2024-25	0	0	0	0	0	.000	0-0	E	0	0	0	0	0	0	.000
TOTALS	30	6	2	8	29	.207	6-12	+1	0	0	1	7	26	37	.413

DEVLIN AT A GLANCE**Most Goals** _____ 1, (6x), Last: at RPI (2/9/24)**Most Assists** _____ 1, (2x), Last: at Union (2/10/24)**Most Points** _____ 2, vs. Clarkson (2/3/24)**First Goal** _____ at Yale (11/3/23)**First Assist** _____ vs. Clarkson (2/3/24)**Last Goal** _____ at RPI (2/9/24) - 7 games**Last Assist** _____ at Union (2/10/24) - 6 games**Longest Point Streak** _____ 4 games (2/2/24 - 2/10/24)**Longest Goal Streak** _____ 3 games (2/2/24 - 2/9/24)**Longest Assist Streak** _____ N/A**JACK O'LEARY**

#9

2024-25 STATS: 19 GP, 4 G, 3 A, 7 PTS, 19 PIM**Height:** 5-7 **Weight:** 158 lbs. **Shoots:** Right **Year:** Senior**Hometown:** St. James, N.Y.**Previous Team:** Cedar Rapids RoughRiders (USHL)

SEASON	GP	G	A	PTS	SH	SH%	PN-MIN	+/-	PPG	SHG	GWG	BLK	FOW	FOL	FO%
2021-22	11	1	1	2	9	.111	4-19	+3	0	0	0	1	0	0	.000
2022-23	29	6	11	17	30	.200	4-8	+19	0	0	2	19	0	1	.000
2023-24	35	7	8	15	43	.163	6-12	+15	0	0	1	12	2	7	.222
2024-25	19	4	3	7	22	.182	4-19	+3	0	0	0	8	7	5	.583
TOTALS	94	18	23	41	104	.173	18-58	+40	0	0	3	40	9	13	.409

O'LEARY AT A GLANCE**Most Goals** _____ 1, (18x), Last: vs. Colgate (12/6/24)**Most Assists** _____ 1, (23x), Last: vs. UMass (1/3/25)**Most Points** _____ 2, (8x), Last: vs. Harvard (3/15/24)**First Goal** _____ at North Dakota (1/7/22)**First Assist** _____ at North Dakota (1/7/22)**Last Goal** _____ vs. Colgate (12/6/24) - 9 games**Last Assist** _____ vs. UMass (1/3/25) - 7 games**Longest Point Streak** _____ 5 games (11/23/24 - 1/3/25)**Longest Goal Streak** _____ 2, (3x), Last: (11/30/24 - 12/6/24)**Longest Assist Streak** _____ 3, (3x), Last: (2/3/24 - 2/10/24)**JAKE KRAFT**

#10

2024-25 STATS: 19 GP, 5 G, 5 A, 10 PTS, 2 PIM**Height:** 5-8 **Weight:** 180 lbs. **Shoots:** Left **Year:** Sophomore**Hometown:** Churchville, N.Y.**Previous Team:** Cedar Rapids RoughRiders (USHL)

SEASON	GP	G	A	PTS	SH	SH%	PN-MIN	+/-	PPG	SHG	GWG	BLK	FOW	FOL	FO%
2023-24	35	4	9	13	47	.085	1-2	+6	0	0	1	13	2	0	1.000
2024-25	19	5	5	10	39	.128	1-2	+7	0	0	0	4	0	4	.000
TOTALS	54	9	14	23	86	.105	2-4	+13	0	0	1	17	2	4	.333

KRAFT AT A GLANCE**Most Goals** _____ 1, (9x), Last: vs. Harvard (1/24/25)**Most Assists** _____ 2, at Princeton (1/17/25)**Most Points** _____ 3, at Princeton (1/17/25)**First Goal** _____ vs. Harvard (11/11/23)**First Assist** _____ at Yale (11/3/23)**Last Goal** _____ vs. Harvard (1/24/25) - 1 game**Last Assist** _____ 2, at Princeton (1/17/25) - 3 games**Longest Point Streak** _____ 4 games (1/27/24 - 2/9/24)**Longest Goal Streak** _____ 2, (2x), Last: (1/11/25 - 1/17/25)**Longest Assist Streak** _____ 2, (3x), Last: (11/2/24 - 11/8/24)**SEAN DONALDSON**

#11

2024-25 STATS: 11 GP, 0 G, 0 A, 0 PTS, 19 PIM**Height:** 5-11 **Weight:** 192 lbs. **Shoots:** Left **Year:** Junior**Hometown:** Vancouver, British Columbia**Previous Team:** Nanaimo Clippers (BCHL)

SEASON	GP	G	A	PTS	SH	SH%	PN-MIN	+/-	PPG	SHG	GWG	BLK	FOW	FOL	FO%
2022-23	22	3	7	10	34	.088	0-0	4	1	0	0	3	0	0	.000
2023-24	10	0	0	0	12	.000	0-0	-1	0	0	0	1	0	0	.000
2024-25	11	0	0	0	10	.000	4-19	-4	0	0	0	1	0	1	.000
TOTALS	43	3	7	10	56	.054	4-19	-1	1	0	0	5	0	1	.000

DONALDSON AT A GLANCE**Most Goals** _____ 1, (3x), Last: vs. Princeton (1/21/23)**Most Assists** _____ 2, (2x), Last: vs. Brown (11/19/22)**Most Points** _____ 2, (2x), Last: vs. Brown (11/19/22)**First Goal** _____ at Minnesota Duluth (10/29/22)**First Assist** _____ 2, vs. Yale (11/18/22)**Last Goal** _____ vs. Princeton (1/21/23) - 26 games**Last Assist** _____ vs. AIC (12/30/22) - 30 games**Longest Point Streak** _____ 3 games (11/18/22 - 11/22/22)**Longest Goal Streak** _____ N/A**Longest Assist Streak** _____ 3 games (11/18/22 - 11/22/22)**TIM REGO**

#12

2024-25 STATS: 19 GP, 3 G, 8 A, 11 PTS, 16 PIM**Height:** 6-0 **Weight:** 186 lbs. **Shoots:** Right **Year:** Senior**Hometown:** Mansfield, Mass.**Previous Team:** Brooks Bandits (AJHL)

SEASON	GP	G	A	PTS	SH	SH%	PN-MIN	+/-	PPG	SHG	GWG	BLK	FOW	FOL	FO%
2021-22	32	2	9	11	29	.069	3-6	+4	0	0	0	22	0	0	.000
2022-23	33	2	7	9	28	.071	8-16	+18	0	0	2	30	0	0	.000
2023-24	35	2	8	10	37	.054	7-14	+21	1	0	0	52	0	0	.000
2024-25	19	3	8	11	25	.120	4-16	+7	0	0	1	17	0	1	.000
TOTALS	119	9	32	41	119	.076	22-52	+50	1	0	3	121	0	1	.000

REGO AT A GLANCE**Most Goals** _____ 2, vs. RPI (11/13/21)**Most Assists** _____ 2, (2x), Last: at Quinnipiac (1/18/25)**Most Points** _____ 3, vs. RPI (11/13/21)**First Goal** _____ 2, vs. RPI (11/13/21)**First Assist** _____ 2, at Harvard (11/5/21)**Last Goal** _____ vs. UMass (1/3/25) - 7 games**Last Assist** _____ vs. Harvard (1/24/25) - 1 game**Longest Point Streak** _____ 3, (3x), Last: (1/17/25 - 1/24/25)**Longest Goal Streak** _____ N/A**Longest Assist Streak** _____ 3, (3x), Last: (1/17/25 - 1/24/25)

**MARIAN MOSKO**

#13

2024-25 STATS: 0 GP, 0 G, 0 A, 0 PTS, 0 PIM**Height:** 5-11 **Weight:** 181 lbs. **Shoots:** Left **Year:** Sophomore**Hometown:** Visolaje, Slovakia**Previous Team:** Fargo Force (USHL)

SEASON	GP	G	A	PTS	SH	SH%	PN-MIN	+/-	PPG	SHG	GWG	BLK	FOW	FOL	FO%
2023-24	11	0	1	1	2	.000	0-0	+3	0	0	0	3	0	0	.000
2024-25	0	0	0	0	0	.000	0-0	E	0	0	0	0	0	0	.000
TOTALS	11	0	1	1	2	.000	0-0	+3	0	0	0	3	0	0	.000

MOSKO AT A GLANCE

Most Goals _____ N/A
Most Assists _____ 1, vs. Princeton (1/19/24)
Most Points _____ 1, vs. Princeton (1/19/24)

First Goal _____ N/A
First Assist _____ vs. Princeton (1/19/24)
Last Goal _____ N/A
Last Assist _____ vs. Princeton (1/19/24) - 7 games

Longest Point Streak _____ N/A
Longest Goal Streak _____ N/A
Longest Assist Streak _____ N/A

**RYAN WALSH**

#14

2024-25 STATS: 19 GP, 9 G, 8 A, 17 PTS, 14 PIM**Height:** 6-1 **Weight:** 188 lbs. **Shoots:** Right **Year:** Sophomore**Hometown:** Rochester, N.Y.**Previous Team:** Cedar Rapids RoughRiders (USHL)

SEASON	GP	G	A	PTS	SH	SH%	PN-MIN	+/-	PPG	SHG	GWG	BLK	FOW	FOL	FO%
2023-24	35	12	10	22	73	.164	9-21	+5	4	0	5	9	251	241	.510
2024-25	19	9	8	17	46	.196	7-14	+1	3	0	1	10	220	177	.554
TOTALS	54	21	18	39	119	.176	16-35	+6	7	0	6	19	471	418	.530

WALSH AT A GLANCE

Most Goals _____ 1, (21x), Last: vs. Harvard (1/24/25)
Most Assists _____ 2, (3x), Last: at Princeton (1/17/25)
Most Points _____ 3 (2x), Last: at Princeton (1/17/25)

First Goal _____ vs. Minnesota Duluth (10/27/23)
First Assist _____ vs. Minnesota Duluth (10/27/23)
Last Goal _____ vs. Harvard (1/24/25) - 1 game
Last Assist _____ 2, at Princeton (1/17/25) - 3 games

Longest Point Streak _____ 3, (5x), Last: (11/23/24 - 12/6/24)
Longest Goal Streak _____ 3 games (1/27/24 - 2/3/24)
Longest Assist Streak _____ 3 games (2/23/24 - 3/1/24)

**TYLER CATALANO**

#15

2024-25 STATS: 19 GP, 2 G, 2 A, 4 PTS, 22 PIM**Height:** 6-4 **Weight:** 216 lbs. **Shoots:** Right **Year:** Sophomore**Hometown:** St. Louis, Mo.**Previous Team:** Youngstown Phantoms (USHL)

SEASON	GP	G	A	PTS	SH	SH%	PN-MIN	+/-	PPG	SHG	GWG	BLK	FOW	FOL	FO%
2023-24	24	1	4	5	19	.053	3-14	-1	0	0	0	15	74	79	.484
2024-25	19	2	2	4	14	.143	7-22	+1	0	0	1	6	57	60	.487
TOTALS	43	3	6	9	33	.091	10-36	E	0	0	1	21	131	139	.485

CATALANO AT A GLANCE

Most Goals _____ 1, (3x), Last: at Dartmouth (11/15/24)
Most Assists _____ 1, (6x), Last: at Colgate (12/7/24)
Most Points _____ 1, (9x), Last: at Colgate (12/7/24)

First Goal _____ vs. Yale (2/17/24)
First Assist _____ vs. St. Lawrence (2/2/24)
Last Goal _____ at Dartmouth (11/15/24) - 14 games
Last Assist _____ at Colgate (12/7/24) - 8 games

Longest Point Streak _____ 3 games (2/2/24 - 2/9/24)
Longest Goal Streak _____ N/A
Longest Assist Streak _____ 3 games (2/2/24 - 2/9/24)

**CHARLIE MAJOR**

#16

2024-25 STATS: 15 GP, 1 G, 5 A, 6 PTS, 2 PIM**Height:** 5-10 **Weight:** 180 lbs. **Shoots:** Right **Year:** Freshman**Hometown:** Skaneateles, N.Y.**Previous Team:** Chicago Steel (USHL)

SEASON	GP	G	A	PTS	SH	SH%	PN-MIN	+/-	PPG	SHG	GWG	BLK	FOW	FOL	FO%
2024-25	15	1	5	6	34	.029	1-2	+3	0	0	1	5	73	67	.521
TOTALS	15	1	5	6	34	.029	1-2	+3	0	0	1	5	73	67	.521

MAJOR AT A GLANCE

Most Goals _____ 1, vs. Colgate (12/6/24)
Most Assists _____ 1, (5x), Last: vs. Colgate (12/6/24)
Most Points _____ 2, vs. Colgate (12/6/24)

First Goal _____ vs. Colgate (12/6/24)
First Assist _____ vs. North Dakota (11/2/24)
Last Goal _____ vs. Colgate (12/6/24) - 5 games
Last Assist _____ vs. Colgate (12/6/24) - 5 games

Longest Point Streak _____ 2 games (11/15/24 - 11/16/24)
Longest Goal Streak _____ N/A
Longest Assist Streak _____ 2 games (11/15/24 - 11/16/24)

**DALTON BANCROFT**

#17

2024-25 STATS: 19 GP, 8 G, 4 A, 12 PTS, 23 PIM**Height:** 6-3 **Weight:** 207 lbs. **Shoots:** Right **Year:** Junior**Hometown:** Madoc, Ontario**Previous Team:** Trenton Golden Hawks (OJHL)

SEASON	GP	G	A	PTS	SH	SH%	PN-MIN	+/-	PPG	SHG	GWG	BLK	FOW	FOL	FO%
2022-23	33	9	12	21	66	.136	8-19	+9	5	0	2	15	1	3	.250
2023-24	34	12	19	31	77	.156	7-25	+14	7	0	2	20	0	1	.000
2024-25	19	8	4	12	57	.140	6-23	-1	1	1	4	11	5	7	.417
TOTALS	86	29	35	64	200	.145	21-67	+22	13	1	8	46	6	11	.353

BANCROFT AT A GLANCE

Most Goals _____ 3, vs. UConn (11/26/22)
Most Assists _____ 2, (4x), Last: vs. St. Lawrence (3/23/24)
Most Points _____ 3, (4x), Last: vs. Brown (11/9/24)

First Goal _____ vs. Yale (11/18/22)
First Assist _____ at Minnesota Duluth (10/28/22)
Last Goal _____ 2, at Princeton (1/17/25) - 3 games
Last Assist _____ vs. Harvard (1/24/25) - 1 game

Longest Point Streak _____ 4, (4x), Last: (3/15/24 - 3/23/24)
Longest Goal Streak _____ 2, (4x), Last: (11/23/24 - 11/30/24)
Longest Assist Streak _____ 4 games (3/15/24 - 3/23/24)

**KYLER KOVICH**

#18

2024-25 STATS: 19 GP, 2 G, 2 A, 4 PTS, 11 PIM**Height:** 6-2 **Weight:** 185 lbs. **Shoots:** Left **Year:** Senior**Hometown:** Coquitlam, British Columbia**Previous Team:** Tri-City Storm (USHL)

SEASON	GP	G	A	PTS	SH	SH%	PN-MIN	+/-	PPG	SHG	GWG	BLK	FOW	FOL	FO%
2021-22	19	3	1	4	13	.231	4-8	+6	0	0	1	7	1	0	1.000
2022-23	16	1	2	3	10	.100	2-4	+3	0	0	0	2	0	0	.000
2023-24	7	0	1	1	7	.000	1-2	+1	0	0	0	3	0	1	.000
2024-25	19	2	2	4	19	.105	4-11	+6	0	0	0	7	26	25	.510
TOTALS	61	6	6	12	49	.122	11-25	+16	0	0	1	19	27	26	.509

KOVICH AT A GLANCE**Most Goals** _____ 1, (6x), Last: at Princeton (1/17/25)**Most Assists** _____ 1, (6x), Last: at Quinnipiac (1/18/25)**Most Points** _____ 1, (12x), Last: at Quinnipiac (1/18/25)**First Goal** _____ vs. Boston University (11/27/21)**First Assist** _____ at Dartmouth (11/6/21)**Last Goal** _____ at Princeton (1/17/25) - 3 games**Last Assist** _____ at Quinnipiac (1/18/25) - 2 games**Longest Point Streak** _____ 2, (3x), Last: (1/17/25 - 1/18/25)**Longest Goal Streak** _____ 2 games (1/7/22 - 1/8/22)**Longest Assist Streak** _____ 2 games (2/24/23 - 2/25/23)**SULLIVAN MACK**

#19

2024-25 STATS: 15 GP, 2 G, 3 A, 5 PTS, 2 PIM**Height:** 6-1 **Weight:** 194 lbs. **Shoots:** Left **Year:** Senior**Hometown:** Anchorage, Alaska**Previous Team:** Salmon Arm Silverbacks (BCHL)

SEASON	GP	G	A	PTS	SH	SH%	PN-MIN	+/-	PPG	SHG	GWG	BLK	FOW	FOL	FO%
2021-22	20	1	1	2	27	.037	2-4	-3	0	0	1	5	0	0	.000
2022-23	25	6	4	10	29	.207	4-8	+6	0	0	2	13	0	0	.000
2023-24	29	7	10	17	44	.159	1-2	+6	0	1	1	7	0	1	.000
2024-25	15	2	3	5	38	.053	1-2	E	0	0	0	8	5	6	.455
TOTALS	89	16	18	34	138	.116	8-16	+9	0	1	4	33	5	7	.417

MACK AT A GLANCE**Most Goals** _____ 2, (3x), Last: vs. Maine (3/28/24)**Most Assists** _____ 2, (3x), Last: at RPI (2/9/24)**Most Points** _____ 2, (11x), Last: vs. Quinnipiac (11/30/24)**First Goal** _____ at Princeton (2/26/22)**First Assist** _____ vs. RPI (11/13/21)**Last Goal** _____ vs. Quinnipiac (11/30/24) - 10 games**Last Assist** _____ at Princeton (1/17/25) - 3 games**Longest Point Streak** _____ 4 games (11/18/22 - 11/26/22)**Longest Goal Streak** _____ N/A**Longest Assist Streak** _____ 3 games (2/3/24 - 2/10/24)**BEN ROBERTSON**

#21

2024-25 STATS: 19 GP, 1 G, 7 A, 8 PTS, 2 PIM**Height:** 5-11 **Weight:** 191 lbs. **Shoots:** Left **Year:** Sophomore**Hometown:** Potomac Falls, Va.**Previous Team:** Waterloo Black Hawks (USHL)

SEASON	GP	G	A	PTS	SH	SH%	PN-MIN	+/-	PPG	SHG	GWG	BLK	FOW	FOL	FO%
2023-24	35	5	18	23	76	.066	1-2	+19	2	0	1	38	0	0	.000
2024-25	19	1	7	8	25	.040	1-2	+1	1	0	0	17	0	0	.000
TOTALS	54	6	25	31	101	.059	2-4	+20	3	0	1	55	0	0	.000

ROBERTSON AT A GLANCE**Most Goals** _____ 2, vs. Harvard (3/16/24)**Most Assists** _____ 2, (3x), Last: at Princeton (1/17/25)**Most Points** _____ 2, (5x), Last: at Princeton (1/17/25)**First Goal** _____ at Arizona State (1/12/24)**First Assist** _____ vs. Minnesota Duluth (10/27/23)**Last Goal** _____ vs. Princeton (11/23/24) - 11 games**Last Assist** _____ 2, at Princeton (1/17/25) - 3 games**Longest Point Streak** _____ 7 games (10/27/23 - 11/17/23)**Longest Goal Streak** _____ 2 games (1/12/24 - 1/13/24)**Longest Assist Streak** _____ 7 games (10/27/23 - 11/17/23)**KYLE PENNEY**

#22

2024-25 STATS: 10 GP, 3 G, 0 A, 3 PTS, 15 PIM**Height:** 6-1 **Weight:** 210 lbs. **Shoots:** Left **Year:** Senior**Hometown:** Lawrencetown, Nova Scotia**Previous Team:** Chilliwack Chiefs (BCHL)

SEASON	GP	G	A	PTS	SH	SH%	PN-MIN	+/-	PPG	SHG	GWG	BLK	FOW	FOL	FO%
2021-22	32	8	6	14	59	.136	4-8	+3	0	0	0	23	25	36	.410
2022-23	33	7	11	18	45	.156	2-4	+9	1	0	1	14	45	60	.429
2023-24	35	10	18	28	66	.152	5-18	+30	0	0	2	28	21	16	.568
2024-25	10	3	0	3	22	.136	2-15	+4	0	1	0	1	14	14	.500
TOTALS	110	28	35	63	192	.146	13-45	+46	1	1	3	66	105	126	.455

PENNEY AT A GLANCE**Most Goals** _____ 2, at Dartmouth (11/15/24)**Most Assists** _____ 2, (6x), Last: vs. Harvard (3/16/24)**Most Points** _____ 3, (2x), Last: at Yale (2/25/23)**First Goal** _____ at Dartmouth (11/6/21)**First Assist** _____ vs. Boston University (11/27/21)**Last Goal** _____ 2, at Dartmouth (11/15/24) - 5 games**Last Assist** _____ vs. Denver (3/30/24) - 10 games**Longest Point Streak** _____ 5 games (2/2/24 - 2/16/24)**Longest Goal Streak** _____ 2, (7x), Last: (2/2/24 - 2/3/24)**Longest Assist Streak** _____ 4 games (12/30/23 - 1/19/24)**WINTER WALLACE**

#23

2024-25 STATS: 0 GP, 0 G, 0 A, 0 PTS, 0 PIM**Height:** 6-4 **Weight:** 222 lbs. **Shoots:** Right **Year:** Junior**Hometown:** Boulder, Colo.**Previous Team:** Youngstown Phantoms (USHL)

SEASON	GP	G	A	PTS	SH	SH%	PN-MIN	+/-	PPG	SHG	GWG	BLK	FOW	FOL	FO%
2022-23	23	3	5	8	21	.143	9-18	+7	0	0	0	3	0	0	.000
2023-24	26	1	1	2	15	.067	6-12	-2	0	0	0	8	3	7	.300
2024-25	0	0	0	0	0	.000	0-0	E	0	0	0	0	0	0	.000
TOTALS	49	4	6	10	36	.111	15-30	+5	0	0	0	11	3	7	.300

WALLACE AT A GLANCE**Most Goals** _____ 1, (4x), Last: at Union (2/10/24)**Most Assists** _____ 1, (6x), Last: at Brown (11/4/23)**Most Points** _____ 1, (10x), Last: at Union (2/10/24)**First Goal** _____ at Minnesota Duluth (10/28/22)**First Assist** _____ at Clarkson (11/12/22)**Last Goal** _____ at Union (2/10/24) - 8 games**Last Assist** _____ at Brown (11/4/23) - 20 games**Longest Point Streak** _____ 2, (2x), Last: (2/11/23 - 2/17/23)**Longest Goal Streak** _____ N/A**Longest Assist Streak** _____ 2 games (2/11/23 - 2/17/23)



NICHOLAS WOLFENBERG #24

2024-25 STATS: 10 GP, 1 G, 1 A, 2 PTS, 2 PIM

Height: 6-2 **Weight:** 212 lbs. **Shoots:** Right **Year:** Freshman
Hometown: Calgary, Alberta
Previous Team: Okotoks Oilers (BCHL)

SEASON	GP	G	A	PTS	SH	SH%	PN-MIN	+/-	PPG	SHG	GWG	BLK	FOW	FOL	FO%
2024-25	10	1	1	2	7	.143	1-2	+1	0	0	0	2	0	0	.000
TOTALS	8	1	1	2	7	.143	1-2	+1	0	0	0	2	0	0	.000

WOLFENBERG AT A GLANCE

Most Goals _____ 1, vs. North Dakota (11/1/24)
Most Assists _____ 1, at Sacred Heart (1/11/25)
Most Points _____ 1, (2x), Last: at Sacred Heart (1/11/25)

First Goal _____ vs. North Dakota (11/1/24)
First Assist _____ at Sacred Heart (1/11/25)
Last Goal _____ vs. North Dakota (11/1/24) - 9 games
Last Assist _____ at Sacred Heart (1/11/25) - 2 games

Longest Point Streak _____ N/A
Longest Goal Streak _____ N/A
Longest Assist Streak _____ N/A



ONDREJ PSENICKA #26

2024-25 STATS: 15 GP, 5 G, 6 A, 11 PTS, 4 PIM

Height: 6-6 **Weight:** 209 lbs. **Shoots:** Left **Year:** Senior
Hometown: Praha, Czechia
Previous Team: Waterloo Black Hawks (USHL)

SEASON	GP	G	A	PTS	SH	SH%	PN-MIN	+/-	PPG	SHG	GWG	BLK	FOW	FOL	FO%
2021-22	32	12	9	21	68	.176	9-18	+21	2	1	3	11	18	17	.514
2022-23	34	8	7	15	60	.133	5-10	+15	1	0	1	9	41	43	.488
2023-24	35	9	12	21	56	.161	8-30	+13	2	0	1	29	5	9	.537
2024-25	15	5	6	11	32	.156	2-4	+1	2	0	0	11	4	8	.333
TOTALS	116	34	34	68	216	.157	24-62	+50	7	1	5	60	68	77	.469

PSENICKA AT A GLANCE

Most Goals _____ 2, (4x), Last: at Colgate (12/7/24)
Most Assists _____ 2, (3x), Last: vs. Harvard (3/16/24)
Most Points _____ 3, (2x), Last: vs. AIC (12/29/22)

First Goal _____ vs. Alaska (10/29/21)
First Assist _____ at Dartmouth (11/6/21)
Last Goal _____ at Quinnipiac (1/18/25) - 2 games
Last Assist _____ vs. Dartmouth (1/25/25)

Longest Point Streak _____ 4, (2x), Last: (1/17/25 - Pres.)
Longest Goal Streak _____ 2, (6x), Last: (2/9/24 - 2/10/24)
Longest Assist Streak _____ 4 games (3/11/22 - 10/28/22)



MICHAEL SUDA #27

2024-25 STATS: 19 GP, 0 G, 6 A, 6 PTS, 6 PIM

Height: 6-1 **Weight:** 187 lbs. **Shoots:** Left **Year:** Senior
Hometown: Cheektowaga, N.Y.
Previous Team: Fargo Force (USHL)

SEASON	GP	G	A	PTS	SH	SH%	PN-MIN	+/-	PPG	SHG	GWG	BLK	FOW	FOL	FO%
2021-22	6	0	0	0	5	.000	0-0	-1	0	0	0	1	0	0	.000
2022-23	33	1	6	7	27	.037	4-8	+8	0	0	1	16	0	0	.000
2023-24	32	0	5	5	46	.000	5-10	+13	0	0	0	26	0	0	.000
2024-25	19	0	6	6	18	.000	3-6	+6	0	0	0	17	0	0	.000
TOTALS	90	1	17	18	96	.010	12-24	+26	0	0	1	60	0	0	.000

SUDA AT A GLANCE

Most Goals _____ 1, vs. Clarkson (3/10/23)
Most Assists _____ 2, (2x), Last: at Princeton (1/17/25)
Most Points _____ 2, (2x), Last: at Princeton (1/17/25)

First Goal _____ vs. Clarkson (3/10/23)
First Assist _____ at Minnesota Duluth (10/29/22)
Last Goal _____ vs. Clarkson (3/10/23) - 55 games
Last Assist _____ 2, at Princeton (1/17/25) - 3 games

Longest Point Streak _____ 2 games (11/11/23 - 11/17/23)
Longest Goal Streak _____ N/A
Longest Assist Streak _____ 2 games (11/11/23 - 11/17/23)



NICK DeSANTIS #28

2024-25 STATS: 19 GP, 4 G, 3 A, 7 PTS, 16 PIM

Height: 5-9 **Weight:** 163 lbs. **Shoots:** Right **Year:** Junior
Hometown: Collegeville, Pa.
Previous Team: Madison Capitols (USHL)

SEASON	GP	G	A	PTS	SH	SH%	PN-MIN	+/-	PPG	SHG	GWG	BLK	FOW	FOL	FO%
2022-23	30	9	11	20	40	.225	6-12	+9	3	0	1	4	0	0	.000
2023-24	35	8	6	14	46	.174	11-30	+16	1	0	1	16	0	0	.000
2024-25	19	4	3	7	25	.160	4-16	+6	0	0	0	9	2	2	.500
TOTALS	84	21	20	41	111	.189	21-58	+31	4	0	2	29	2	2	.500

DeSANTIS AT A GLANCE

Most Goals _____ 2, (5x), Last: vs. Harvard (1/24/25)
Most Assists _____ 4, at RPI (1/7/23)
Most Points _____ 4, at RPI (1/7/23)

First Goal _____ at St. Lawrence (11/11/22)
First Assist _____ vs. AIC (12/29/22)
Last Goal _____ 2, vs. Harvard (1/24/25) - 1 game
Last Assist _____ vs. Dartmouth (1/25/25)

Longest Point Streak _____ 6 games (12/29/22 - 1/20/23)
Longest Goal Streak _____ 3 games (1/12/24 - 1/19/24)
Longest Assist Streak _____ 4 games (1/6/23 - 1/20/23)



PARKER MURRAY #29

2024-25 STATS: 2 GP, 0 G, 0 A, 0 PTS, 0 PIM

Height: 6-5 **Weight:** 229 lbs. **Shoots:** Left **Year:** Freshman
Hometown: Manhattan Beach, Calif.
Previous Team: Chilliwack Chiefs (BCHL)

SEASON	GP	G	A	PTS	SH	SH%	PN-MIN	+/-	PPG	SHG	GWG	BLK	FOW	FOL	FO%
2024-25	2	0	0	0	0	.000	0-0	E	0	0	0	0	0	0	.000
TOTALS	2	0	0	0	0	.000	0-0	E	0	0	0	0	0	0	.000

MURRAY AT A GLANCE

Most Goals _____ N/A
Most Assists _____ N/A
Most Points _____ N/A

First Goal _____ N/A
First Assist _____ N/A
Last Goal _____ N/A
Last Assist _____ N/A

Longest Point Streak _____ N/A
Longest Goal Streak _____ N/A
Longest Assist Streak _____ N/A

**IAN SHANE**

#30

2024-25 STATS: 18 GP / 18 GS, 7-6-5 RECORD, 2.47 GAA, .889 SV%**Height:** 6-0 **Weight:** 176 lbs. **Catches:** Left **Year:** Senior**Hometown:** Manhattan Beach, Calif.**Previous Team:** Bismarck Bobcats (NAHL)

SEASON	GP-GS	MIN	GA	GAA	SV	SV%	RECORD	SHO	PPG	SHG	G	A	PTS	PIM
2021-22	17-16	979:27	28	1.72	387	.933	7-6-3	3	10	0	0	0	0	0
2022-23	33-31	1852:53	53	1.72	581	.916	20-10-1	5	17	0	0	0	0	2
2023-24	34-34	2021:08	57	1.69	685	.923	22-5-6	3	21	1	0	0	0	0
2024-25	18-18	1046:33	43	2.47	346	.889	7-6-5	1	11	2	0	1	1	2
TOTALS	102-99	5900:01	181	1.84	1999	.917	56-27-15	12	59	3	0	1	1	4

SHANE AT A GLANCE**Most Saves** _____ 42, at Quinnipiac (2/25/22)**Most Assists** _____ 1, at Harvard (11/16/24)**First Game** _____ at Arizona State (1/2/22)**First Start** _____ at North Dakota (1/17/22)**First Shutout** _____ at Yale (1/17/22)**Current Shutout Streak** _____ 3:59, 1/25/25 - Pres.**Longest Shutout Streak** _____ 143:41, 2/25/22 - 3/11/22**Last Shutout** _____ vs. Princeton (11/23/24) - 10 games**Last Assist** _____ at Harvard (11/16/24) - 12 games**REMINGTON KEOPPLE**

#33

2024-25 STATS: 2 GP / 0 GS, 0-0-0 RECORD, 0.00 GAA, 1.000 SV%**Height:** 6-2 **Weight:** 184 lbs. **Catches:** Left **Year:** Junior**Hometown:** New Richmond, Wis.**Previous Team:** Des Moines Buccaneers (USHL)

SEASON	GP-GS	MIN	GA	GAA	SV	SV%	RECORD	SHO	PPG	SHG	G	A	PTS	PIM
2022-23	5-3	174:28	9	3.10	52	.852	1-1-1	0	2	1	0	0	0	0
2023-24	2-1	114:33	7	3.67	44	.863	0-2-0	0	1	0	0	0	0	0
2024-25	3-1	106:43	2	1.12	36	.947	1-0-0	0	1	0	0	0	0	0
TOTALS	10-5	395:44	18	2.73	132	.880	2-3-1	0	4	1	0	0	0	0

KEOPPLE AT A GLANCE**Most Saves** _____ 23, at Princeton (1/17/25)**Most Assists** _____ N/A**First Game** _____ at Minnesota Duluth (10/29/22)**First Start** _____ at Minnesota Duluth (10/29/22)**First Shutout** _____ N/A**Current Shutout Streak** _____ 7:38, 1/17/25 - Pres.**Longest Shutout Streak** _____ 51:50, 12/7/24 - 1/17/25**Last Shutout** _____ N/A**Last Assist** _____ N/A**JUSTIN KATZ**

#37

2024-25 STATS: 0 GP / 0 GS, 0-0-0 RECORD, 0.00 GAA, .000 SV%**Height:** 6-1 **Weight:** 176 lbs. **Catches:** Right **Year:** Freshman**Hometown:** Montréal, Québec**Previous Team:** Powell River Kings (BCHL)

SEASON	GP-GS	MIN	GA	GAA	SV	SV%	RECORD	SHO	PPG	SHG	G	A	PTS	PIM
2024-25	0-0	0:00	0	0.00	0	.000	0-0-0	0	0	0	0	0	0	0
TOTALS	0-0	0:00	0	0.00	0	.000	0-0-0	0	0	0	0	0	0	0

KATZ AT A GLANCE**Most Saves** _____ N/A**Most Assists** _____ N/A**First Game** _____ N/A**First Start** _____ N/A**First Shutout** _____ N/A**Current Shutout Streak** _____ 0:00**Longest Shutout Streak** _____ N/A**Last Shutout** _____ N/A**Last Assist** _____ N/A**JONATHAN CASTAGNA**

#38

2024-25 STATS: 19 GP, 3 G, 7 A, 10 PTS, 12 PIM**Height:** 6-2 **Weight:** 200 lbs. **Shoots:** Left **Year:** Sophomore**Hometown:** Etobicoke, Ontario**Previous Team:** St. Andrew's College

SEASON	GP	G	A	PTS	SH	SH%	PN-MIN	+/-	PPG	SHG	GWG	BLK	FOW	FOL	FO%
2023-24	35	11	14	25	60	.183	11-25	+20	0	0	3	15	220	183	.546
2024-25	19	3	7	10	36	.083	6-12	-4	0	0	0	10	171	131	.566
TOTALS	54	14	21	35	96	.146	17-37	+16	0	0	3	25	391	314	.555

CASTAGNA AT A GLANCE**Most Goals** _____ 3, vs. Princeton (1/19/24)**Most Assists** _____ 2, (5x), Last: vs. Quinnipiac (11/30/24)**Most Points** _____ 4, (2x), Last: at Union (2/10/24)**First Goal** _____ at Brown (11/4/23)**First Assist** _____ vs. Minnesota Duluth (10/27/23)**Last Goal** _____ at Princeton (1/17/25) - 3 games**Last Assist** _____ at Princeton (1/17/25) - 3 games**Longest Point Streak** _____ 3, (2x), Last: (2/3/24 - 2/10/24)**Longest Goal Streak** _____ 2 games (2/9/24 - 2/10/24)**Longest Assist Streak** _____ 2, (3x), Last: (11/30/24 - 12/6/24)

2024-25 GOAL SCORING SUMMARIES																
PLAYER	SEASON	BY SITE			BY PERIOD				BY STRENGTH			GAME	LAST	LAST GOAL		GAMES
	GOALS	HOME	ROAD	NEUTRAL	1ST	2ND	3RD	OT	EV	PP	SH			DATE / OPP	GOALTENDER	
Dalton Bancroft	8	4	2	2	3	2	3	—	6	1	1	4	3	1/17/25 at Princeton	Smith	3
Jonathan Castagna	3	1	1	1	1	—	2	—	3	—	—	—	—	1/17/25 at Princeton	Smith	3
Tyler Catalano	2	1	1	—	1	—	1	—	2	—	—	1	1	11/15/24 at Dartmouth	Clarke	14
Nick DeSantis	4	3	1	—	1	1	2	—	4	—	—	—	—	1/24/25 vs. Harvard	Koskenvuo	1
Luke Devlin	—	—	—	—	—	—	—	—	—	—	—	—	—	—	—	—
Sean Donaldson	—	—	—	—	—	—	—	—	—	—	—	—	—	—	—	—
George Fegas	1	1	—	—	—	1	—	—	1	—	—	—	—	1/25/25 vs. Dartmouth	Croteau	0
Hank Kempf	—	—	—	—	—	—	—	—	—	—	—	—	—	—	—	—
Kyler Kovich	2	—	2	—	2	—	—	—	2	—	—	—	1	1/17/25 at Princeton	Smith	3
Jake Kraft	5	3	2	—	3	1	1	—	5	—	—	—	1	1/24/25 vs. Harvard	Koskenvuo	1
Sullivan Mack	2	1	—	1	1	—	1	—	2	—	—	—	—	11/30/24 vs. Quinnipiac	Silverstein	10
Charlie Major	1	1	—	—	—	—	—	1	1	—	—	1	1	12/6/24 vs. Colgate	Takacs	5
Marian Mosko	—	—	—	—	—	—	—	—	—	—	—	—	—	—	—	—
Parker Murray	—	—	—	—	—	—	—	—	—	—	—	—	—	—	—	—
Jack O'Brien	—	—	—	—	—	—	—	—	—	—	—	—	—	—	—	—
Jack O'Leary	4	3	—	1	—	3	1	—	4	—	—	—	—	12/6/24 vs. Colgate	Takacs	9
Kyle Penney	3	1	2	—	—	1	2	—	2	—	1	—	—	11/15/24 at Dartmouth	Clarke	5
Ondrej Psenicka	5	1	4	—	3	1	1	—	3	2	—	—	—	1/18/25 at Quinnipiac	Silverstein	2
Jimmy Rayhill	—	—	—	—	—	—	—	—	—	—	—	—	—	—	—	—
Tim Rego	3	1	1	1	—	1	2	—	3	—	—	1	1	1/3/25 vs. UMass	Irving	7
Ben Robertson	1	1	—	—	—	—	1	—	—	1	—	—	—	11/23/24 vs. Princeton	Pearson	11
Hoyt Stanley	—	—	—	—	—	—	—	—	—	—	—	—	—	—	—	—
Michael Suda	—	—	—	—	—	—	—	—	—	—	—	—	—	—	—	—
Winter Wallace	—	—	—	—	—	—	—	—	—	—	—	—	—	—	—	—
Ryan Walsh	9	5	3	1	2	2	5	—	6	3	—	1	—	1/24/25 vs. Harvard	Koskenvuo	1
Nicholas Wolfenberg	1	1	—	—	1	—	—	—	1	—	—	—	—	11/1/24 vs. North Dakota	Semptimphelter	9

2024-25 GOAL SCORING SUMMARIES											
PLAYER	TOTALS	EVEN	PP	SH	HOME	AWAY	NEUTRAL	1ST	2ND	3RD	OT
Dalton Bancroft	8-4—12	6-3—9	1-1—2	1-0—1	4-2—6	2-2—4	2-0—2	3-2—5	2-1—3	3-1—4	—
Jonathan Castagna	3-7—10	3-6—9	0-1—1	—	1-4—5	1-1—2	1-2—3	1-2—3	0-2—2	2-3—5	—
Tyler Catalano	2-2—4	2-2—4	—	—	1-1—2	1-1—2	—	1-1—2	0-1—1	1-0—1	—
Nick DeSantis	4-3—7	4-3—7	—	—	3-1—4	1-2—3	—	1-0—1	1-2—3	2-1—3	—
Luke Devlin	—	—	—	—	—	—	—	—	—	—	—
Sean Donaldson	—	—	—	—	—	—	—	—	—	—	—
George Fegas	1-8—9	1-3—4	0-5—5	—	1-4—5	0-4—4	—	0-3—3	1-1—2	0-4—4	—
Hank Kempf	0-4—4	0-4—4	—	—	0-3—3	—	0-1—1	0-2—2	0-2—2	—	—
Kyler Kovich	2-2—4	2-2—4	—	—	0-1—1	2-1—3	—	2-0—2	—	0-2—2	—
Jake Kraft	5-5—10	5-5—10	—	—	3-2—5	2-3—5	—	3-3—6	1-1—2	1-1—2	—
Sullivan Mack	2-3—5	2-3—5	—	—	1-1—2	0-1—1	1-1—2	1-1—2	—	1-2—3	—
Charlie Major	1-5—6	1-3—4	0-2—2	—	1-3—4	0-2—2	—	0-1—1	—	0-4—4	1-0—1
Marian Mosko	—	—	—	—	—	—	—	—	—	—	—
Parker Murray	—	—	—	—	—	—	—	—	—	—	—
Jack O'Brien	0-1—1	0-1—1	—	—	—	0-1—1	—	—	—	0-1—1	—
Jack O'Leary	4-3—7	4-3—7	—	—	3-1—4	0-1—1	1-1—2	0-1—1	3-0—3	1-2—3	—
Kyle Penney	3-0—3	2-0—2	—	1-0—1	1-0—1	2-0—2	—	—	1-0—1	2-0—2	—
Ondrej Psenicka	5-6—11	3-6—9	2-0—2	—	1-4—5	4-1—5	0-1—1	3-2—5	1-1—2	1-2—3	0-1—1
Jimmy Rayhill	—	—	—	—	—	—	—	—	—	—	—
Tim Rego	3-8—11	3-6—9	0-2—2	—	1-4—5	1-4—5	1-0—1	0-4—4	1-1—2	2-3—5	—
Ben Robertson	1-7—8	0-5—5	1-2—3	—	1-3—4	0-3—3	0-1—1	0-1—1	0-1—1	1-5—6	—
Ian Shane	0-1—1	0-1—1	—	—	—	0-1—1	—	—	0-1—1	—	—
Hoyt Stanley	0-4—4	0-4—4	—	—	0-1—1	0-1—1	0-2—2	0-1—1	—	0-3—3	—
Michael Suda	0-6—6	0-6—6	—	—	0-3—3	0-2—2	0-1—1	0-2—2	0-1—1	0-3—3	—
Winter Wallace	—	—	—	—	—	—	—	—	—	—	—
Ryan Walsh	9-8—17	6-6—12	3-1—4	0-1—1	5-4—9	3-3—6	1-1—2	2-3—5	2-2—4	5-3—8	—
Nicholas Wolfenberg	1-1—2	1-1—2	—	—	1-0—1	0-1—1	—	1-0—1	0-1—1	—	—

2024-25 GOALTENDING BREAKDOWN																
PLAYER	OVERALL								HOME							
	GP	REC	SHO	MIN	GA	GAA	SV	SV%	GP	REC	SHO	MIN	GA	GAA	SV	SV%
Justin Katz	—	—	—	—	—	—	—	—	—	—	—	—	—	—	—	—
Remington Keopple	3	1-0-0	0	106:43	2	1.12	36	.947	—	—	—	—	—	—	—	—
Ian Shane	18	7-6-5	1	1046:33	43	2.47	346	.889	9	6-2-1	1	545:01	17	1.87	164	.906
PLAYER	OCTOBER								NOVEMBER							
	GP	REC	SHO	MIN	GA	GAA	SV	SV%	GP	REC	SHO	MIN	GA	GAA	SV	SV%
Justin Katz	—	—	—	—	—	—	—	—	—	—	—	—	—	—	—	—
Remington Keopple	—	—	—	—	—	—	—	—	—	—	—	—	—	—	—	—
Ian Shane	—	—	—	—	—	—	—	—	9	4-2-3	1	551:11	18	1.96	195	.915
PLAYER	DECEMBER								JANUARY							
	GP	REC	SHO	MIN	GA	GAA	SV	SV%	GP	REC	SHO	MIN	GA	GAA	SV	SV%
Justin Katz	—	—	—	—	—	—	—	—	—	—	—	—	—	—	—	—
Remington Keopple	1	0-0-0	0	9:40	0	0.00	3	1.000	—	—	—	—	—	—	—	—
Ian Shane	2	1-1-0	0	111:32	7	3.77	21	.750	—	—	—	—	—	—	—	—
PLAYER	FEBRUARY								MARCH							
	GP	REC	SHO	MIN	GA	GAA	SV	SV%	GP	REC	SHO	MIN	GA	GAA	SV	SV%
Justin Katz	—	—	—	—	—	—	—	—	—	—	—	—	—	—	—	—
Remington Keopple	2	1-0-0	0	97:03	2	1.24	33	.943	—	—	—	—	—	—	—	—
Ian Shane	7	2-3-2	0	383:50	18	2.81	130	.878	—	—	—	—	—	—	—	—

CAREER GOAL SCORING SUMMARIES																
PLAYER	CAREER GOALS	BY SITE			BY PERIOD				BY STRENGTH			GAME WINNER	LAST LEADING	LAST GOAL		GAMES SINCE
		HOME	ROAD	NEUTRAL	1ST	2ND	3RD	OT	EV	PP	SH			DATE / OPP	GOALTENDER	
Dalton Bancroft	29	14	7	8	9	11	8	1	15	13	1	8	7	1/17/25 at Princeton	Smith	3
Jonathan Castagna	14	5	6	3	6	5	3	—	14	—	—	3	5	1/17/25 at Princeton	Smith	3
Tyler Catalano	3	2	1	—	2	—	1	—	3	—	—	1	1	11/15/24 at Dartmouth	Clarke	14
Nick DeSantis	21	12	6	3	9	4	8	—	17	4	—	2	2	1/24/25 vs. Harvard	Koskenvuo	1
Luke Devlin	6	3	3	—	4	—	2	—	6	—	—	1	—	2/9/24 at RPI	Watson	7
Sean Donaldson	3	1	2	—	1	1	1	—	2	1	—	—	—	1/21/23 vs. Princeton	Pearson	26
George Fegaras	4	2	1	1	—	3	1	—	3	1	—	—	—	1/25/25 vs. Dartmouth	Croteau	0
Hank Kempf	2	—	2	—	2	—	—	—	2	—	—	1	—	1/13/24 at Arizona State	Semptimpfelter	39
Kyler Kovich	6	—	5	1	4	1	1	—	6	—	—	1	2	1/17/25 at Princeton	Smith	3
Jake Kraft	9	7	2	—	4	2	3	—	9	—	—	1	1	1/24/25 vs. Harvard	Koskenvuo	1
Sullivan Mack	16	9	4	3	3	6	7	—	15	—	1	4	3	11/30/24 vs. Quinnipiac	Silverstein	10
Charlie Major	1	1	—	—	—	—	—	1	1	—	—	1	1	12/6/24 vs. Colgate	Takacs	5
Marian Mosko	—	—	—	—	—	—	—	—	—	—	—	—	—	—	—	—
Parker Murray	—	—	—	—	—	—	—	—	—	—	—	—	—	—	—	—
Jack O'Brien	—	—	—	—	—	—	—	—	—	—	—	—	—	—	—	—
Jack O'Leary	18	10	5	3	7	5	6	—	18	—	—	3	5	12/6/24 vs. Colgate	Takacs	9
Kyle Penney	28	15	11	2	5	12	11	—	26	1	1	3	3	11/15/24 at Dartmouth	Clarke	5
Ondrej Psenicka	34	15	15	4	12	9	13	—	26	7	1	5	4	1/18/25 at Quinnipiac	Silverstein	2
Jimmy Rayhill	—	—	—	—	—	—	—	—	—	—	—	—	—	—	—	—
Tim Rego	9	4	4	1	2	4	3	—	8	1	—	3	1	1/3/25 vs. UMass	Irving	7
Ben Robertson	6	3	3	—	1	2	2	1	3	3	—	1	2	11/23/24 vs. Princeton	Pearson	11
Hoyt Stanley	2	1	—	1	—	2	—	—	2	—	—	—	—	2/16/24 vs. Brown	Zacher	30
Michael Suda	1	1	—	—	—	—	1	—	1	—	—	1	—	3/10/23 vs. Clarkson	Haider	55
Winter Wallace	4	1	3	—	1	1	2	—	4	—	—	—	1	2/10/24 at Union	Chauvette	8
Ryan Walsh	21	11	7	3	4	8	9	—	14	7	—	6	5	1/24/25 vs. Harvard	Koskenvuo	1
Nicholas Wolfenberg	1	1	—	—	1	—	—	—	1	—	—	—	—	11/1/24 vs. North Dakota	Semptimpfelter	9

CAREER GOAL SCORING SUMMARIES												
PLAYER	TOTALS	EVEN		PP	SH	HOME	AWAY	NEUTRAL	1ST	2ND	3RD	OT
Dalton Bancroft	29-35—64	15-19—34		13-16—29	1-0—1	14-21—35	7-10—17	8-4—12	9-12—21	11-14—25	8-9—17	1-0—1
Jonathan Castagna	14-21—35	14-20—34		0-1—1	—	5-12—17	6-6—12	3-3—6	6-5—11	5-8—13	3-8—11	—
Tyler Catalano	3-6—9	3-6—9		—	—	2-4—6	1-2—3	—	2-4—6	0-2—2	1-0—1	—
Nick DeSantis	21-20—41	17-18—35		4-2—6	—	12-4—16	6-14—20	3-2—5	9-8—17	4-8—12	8-4—12	—
Luke Devlin	6-2—8	6-2—8		—	—	3-1—4	3-1—4	—	4-0—4	0-1—1	2-1—3	—
Sean Donaldson	3-7—10	2-4—6		1-3—4	—	1-7—8	2-0—2	—	1-1—2	1-3—4	1-3—4	—
George Fegaras	4-12—16	3-5—8		1-7—8	—	2-5—7	1-7—8	1-0—1	0-4—4	3-3—6	1-5—6	—
Hank Kempf	2-20—22	2-18—20		0-1—1	0-1—1	0-11—11	2-5—7	0-4—4	2-6—8	0-10—10	0-4—4	—
Kyler Kovich	6-6—12	6-6—12		—	—	0-1—1	5-5—10	1-0—1	4-1—5	1-1—2	1-4—5	—
Jake Kraft	9-14—23	9-12—21		0-2—2	—	7-5—12	2-8—10	0-1—1	4-6—10	2-6—8	3-2—5	—
Sullivan Mack	16-18—34	15-17—32		0-1—1	1-0—1	9-10—19	4-4—8	3-4—7	3-7—10	6-6—12	7-4—11	0-1—1
Charlie Major	1-5—6	1-3—4		0-2—2	—	1-3—4	0-2—2	—	0-1—1	—	0-4—4	1-0—1
Marian Mosko	0-1—1	0-1—1		—	—	0-1—1	—	—	0-1—1	—	—	—
Parker Murray	—	—		—	—	—	—	—	—	—	—	—
Jack O'Brien	0-1—1	0-1—1		—	—	—	0-1—1	—	—	—	0-1—1	—
Jack O'Leary	18-23—41	18-22—40		—	0-1—1	10-12—22	5-9—14	3-2—5	7-7—14	5-7—12	6-9—15	—
Kyle Penney	28-35—63	26-33—59		1-2—3	1-0—1	15-11—26	11-20—31	2-4—6	5-10—15	12-13—25	11-11—22	0-1—1
Ondrej Psenicka	34-34—68	26-32—58		7-2—9	1-0—1	15-19—34	15-12—27	4-3—7	12-9—21	9-10—19	13-14—27	0-1—1
Jimmy Rayhill	—	—		—	—	—	—	—	—	—	—	—
Tim Rego	9-32—41	8-24—32		1-8—9	—	4-14—18	4-13—17	1-5—6	2-13—15	4-7—11	3-12—15	—
Ben Robertson	6-25—31	3-14—17		3-11—14	—	3-12—15	3-10—13	0-3—3	1-4—5	2-11—13	2-9—11	1-1—2
Ian Shane	0-1—1	0-1—1		—	—	—	0-1—1	—	—	0-1—1	—	—
Hoyt Stanley	2-12—14	2-12—14		—	—	1-6—7	0-3—3	1-3—4	0-5—5	2-2—4	0-5—5	—
Michael Suda	1-17—18	1-16—17		0-1—1	—	1-9—10	0-5—5	0-3—3	0-6—6	0-4—4	1-7—8	—
Winter Wallace	4-6—10	4-5—9		0-1—1	—	1-3—4	3-3—6	—	1-2—3	1-0—1	2-4—6	—
Ryan Walsh	21-18—39	14-10—24		7-7—14	0-1—1	11-8—19	7-6—13	3-4—7	4-4—8	8-10—18	9-4—13	—
Nicholas Wolfenberg	1-1—2	1-1—2		—	—	1-0—1	0-1—1	—	1-0—1	0-1—1	—	—

CAREER GOALTENDING BREAKDOWN																								
PLAYER	OVERALL								HOME								ROAD / NEUTRAL							
	GP	REC	SHO	MIN	GA	GAA	SV	SV%	GP	REC	SHO	MIN	GA	GAA	SV	SV%	GP	REC	SHO	MIN	GA	GAA	SV	SV%
Justin Katz	—	—	—	—	—	—	—	—	—	—	—	—	—	—	—	—	—	—	—	—	—	—	—	—
Remington Keopple	10	2-3-1	0	403:22	18	2.68	132	.880	2	1-0-0	0	63:42	3	2.83	19	.864	8	1-3-1	0	332:02	15	2.71	113	.883
Ian Shane	102	56-27-15	12	5900:01	181	1.84	1999	.917	48	29-12-7	5	2862:56	83	1.74	847	.911	54	27-15-8	7	3037:05	98	1.94	1152	.922
PLAYER	OCTOBER								NOVEMBER								DECEMBER							
	GP	REC	SHO	MIN	GA	GAA	SV	SV%	GP	REC	SHO	MIN	GA	GAA	SV	SV%	GP	REC	SHO	MIN	GA	GAA	SV	SV%
Ryan McInchak	—	—	—	—	—	—	—	—	—	—	—	—	—	—	—	—	—	—	—	—	—	—	—	—
Remington Keopple	1	0-1-0	0	40:00	4	6.00	11	.733	4	1-2-0	0	200:17	8	2.40	67	.893	2	0-0-0	0	13:24	2	8.96	5	.714
Ian Shane	4	2-1-0	1	197:27	4	1.22	73	.948	22	12-5-4	2	1254:57	38	1.82	432	.919	10	4-3-3	1	597:42	22	2.21	161	.880
PLAYER	JANUARY								FEBRUARY								MARCH							
	GP	REC	SHO	MIN	GA	GAA	SV	SV%	GP	REC	SHO	MIN	GA	GAA	SV	SV%	GP	REC	SHO	MIN	GA	GAA	SV	SV%
Ryan McInchak	—	—	—	—	—	—	—	—	—	—	—	—	—	—	—	—	—	—	—	—	—	—	—	—
Remington Keopple	2	1-0-0	0	97:03	2	1.24	33	.943	1	0-0-1	0	45:00	2	2.67	16	.889	—	—	—	—	—	—	—	—
Ian Shane	28	16-6-5	3	1645:26	58	2.11	587	.910	22	12-6-3	4	1283:10	33	1.54	416	.927	16	10-6-0	1	921:19	26	1.69	330	.927

GOALS SCORED, GAME

1.	19	1/13/1965 vs. Hamilton (W, 19-0)
	19	1/27/1968 at Yale (W, 19-1)
3.	18	1/20/1968 at Penn (W, 18-1)
4.	16	12/14/1957 vs. Lehigh (W, 16-3)
5.	15	11/25/1965 vs. York (W, 15-0)
	15	11/25/1975 vs. uOttawa (W, 15-2)
7.	14	2/10/1965 at Hamilton (W, 14-0)
	14	11/24/1966 vs. McMaster (W, 14-2)
	14	2/17/1968 vs. Dartmouth (W, 14-2)
	14	1/8/1969 vs. Penn (W, 14-0)
	14	3/4/1970 vs. Dartmouth (W, 14-0)
12.	13	Nine times, Last: 1/21/1978 vs. Yale (W, 13-1)

GOALS SCORED, PERIOD

1.	9	12/14/1957 vs. Lehigh — 1st period (W, 16-3)
	9	1/27/1968 at Yale — 2nd period (W, 19-1)
	9	1/21/1978 vs. Yale — 1st period (W, 13-1)
4.	8	3/4/1961 vs. Penn — 3rd period (W, 13-1)
	8	2/21/1979 vs. Harvard — 1st period (W, 11-3)
6.	7	3/3/1962 vs. Penn — 2nd period (W, 10-0)
	7	1/13/1965 vs. Hamilton — 2nd period (W, 19-0)
	7	1/13/1965 vs. Hamilton — 3rd period (W, 19-0)
	7	2/10/1965 at Hamilton — 1st period (W, 14-0)
	7	11/24/1966 vs. McMaster — 1st period (W, 14-2)
	7	1/19/1967 at Colgate — 1st period (W, 10-2)
	7	1/20/1968 at Penn — 2nd period (W, 18-1)
	7	1/20/1968 at Penn — 3rd period (W, 18-1)
	7	2/17/1968 at Dartmouth — 2nd period (W, 14-2)
	7	2/5/1969 at Yale — 2nd period (W, 11-2)
	7	12/28/1973 vs. Colo. Coll. — 2nd period (W, 9-8)
	7	11/25/1975 vs. uOttawa — 3rd period (W, 15-2)

MARGIN OF VICTORY

1.	+19	1/13/1965 vs. Hamilton (W, 19-0)
2.	+18	1/27/1968 at Yale (W, 19-1)
3.	+17	1/20/1968 at Penn (W, 18-1)
4.	+15	11/25/1965 vs. York (W, 15-0)
5.	+14	2/10/1965 at Hamilton (W, 14-0)
	+14	1/8/1969 vs. Penn (W, 14-0)
	+14	3/4/1970 vs. Dartmouth (W, 14-0)
8.	+13	1/4/1911 at Western Reserve (W, 13-0)
	+13	12/14/1957 vs. Lehigh Club (W, 16-3)
	+13	11/30/1963 at Penn (W, 13-0)
	+13	11/23/1968 vs. Guelph (W, 13-0)
	+13	11/25/1975 vs. uOttawa (W, 15-2)
13.	+12	Six times, Last: 1/21/1978 vs. Yale (W, 13-1)

MARGIN OF DEFEAT

1.	-23	12/27/1939 vs. Boston College (L, 1-14)
2.	-18	1/10/1959 at Harvard (L, 0-18)
3.	-16	1/19/1946 at Yale (L, 2-18)
4.	-14	3/2/1959 vs. Middlebury (L, 1-15)
5.	-13	1/21/1928 at Princeton (L, 1-14)
	-13	1/18/1947 at Yale (L, 0-13)
	-13	2/21/1948 at Colgate (L, 1-14)
	-13	2/23/1959 vs. Harvard (L, 0-13)
	-13	12/16/1959 at Yale (L, 0-13)
10.	-12	1/6/1945 at Army (L, 1-13)
	-12	2/19/1947 at Colgate (L, 3-15)
	-12	12/19/1957 vs. Princeton (L, 1-13)
	-12	2/14/1959 at Dartmouth (L, 2-14)
	-12	1/23/1960 vs. Dartmouth (L, 0-12)

POWER-PLAY GOALS, GAME

1.	7	11/18/1977 vs. York (W, 10-3)
2.	6	1/4/1973 vs. Loyola (W, 13-5)
	6	11/21/1975 vs. Waterloo (W, 9-1)
	6	1/19/1980 vs. Yale (W, 9-4)
	6	2/4/2023 vs. Union (W, 10-1)
6.	5	9 times, Last: 2/8/2003 vs. Vermont (W, 8-1)

POWER-PLAY GOALS, PERIOD

1.	5	2/4/2023 vs. Union — 1st period (W, 10-1)
2.	4	1/2/1971 vs. Guelph — 2nd period (W, 7-2)
	4	11/18/1977 vs. York — 2nd period (W, 10-3)
	4	1/26/1980 vs. Maine — 3rd period (W, 6-2)
	4	2/8/2003 vs. Vermont — 2nd period (W, 8-1)
6.	3	23 times, Most recent: 11/7/2015 vs. Quinnipiac — 1st period (OTL, 4-5)

SHORT-HANDED GOALS, GAME

1.	4	12/18/1961 vs. Ohio (W, 9-0)
2.	3	1/13/1965 vs. Hamilton (W, 19-0)
3.	2	25 times, Last: 1/13/2012 at Quinnipiac (W, 3-2)

SHORT-HANDED GOALS, PERIOD

1.	3	12/18/1961 vs. Ohio — 2nd period (W, 9-0)
	3	1/13/1965 vs. Hamilton — 3rd period (W, 19-0)
3.	2	1/19/1967 vs. Colgate — 3rd period (W, 10-2)
	2	12/28/1976 vs. Princeton — 3rd period (W, 8-5)
	2	2/11/1978 at Dartmouth — 2nd period (W, 7-1)
	2	2/7/1986 at St. Lawrence — 3rd period (W, 7-4)
	2	12/29/1986 at Wisconsin — 3rd period (L, 5-7)
	2	2/20/1988 vs. Yale — 3rd period (W, 7-4)
	2	1/15/1995 vs. Army — 2nd period (W, 8-2)
	2	1/13/2012 at Quinnipiac — 3rd period (W, 3-2)

FASTEST GOALS TO BEGIN GAME

1.	0:06	Bob Murray (2/11/1974 vs. Yale)
2.	0:08	Robert Spitzmiller (2/12/1930 vs. St. Lawrence)
	0:08	Pete Marcov (12/13/1983 at Princeton)
	0:08	Doug Derraugh (11/10/1990 vs. Princeton)
	0:08	Dalton Bancroft (11/8/2024 vs. Yale)
6.	0:09	Brian McCutcheon (1/3/1970 vs. Colgate)
7.	0:12	Tyler McManus (12/5/1992 at Harvard)
8.	0:13	Roger Eastman (12/14/1957 vs. Lehigh)
9.	0:14	Doug Ferguson (3/8/1966 vs. Boston College)
10.	0:15	Murray Stephen (1/16/1965 at Harvard)

FASTEST TWO GOALS

1.	0:05	3/5/1960 vs. Colgate (W, 5-2)
	0:05	2/14/2020 vs. Union (W, 5-2)
3.	0:06	3/9/1971 vs. Providence (W, 6-3)
	0:06	1/24/2025 vs. Harvard (W, 4-1)
5.	0:07	2/10/1965 at Hamilton (W, 14-0)
6.	0:08	1/27/1968 at Yale (W, 19-1)
	0:08	12/1/1978 vs. Brown (L, 5-7)
	0:08	3/8/1985 vs. Yale (W, 9-2)
	0:08	11/17/2017 vs. St. Lawrence (W, 6-1)
10.	0:09	Nine times, Last: 2/7/1986 at St. Lawrence (W, 7-4)

FASTEST TWO GOALS, GAME START

1.	0:36	11/23/1968 vs. Guelph (W, 13-0)
2.	1:11	3/2/1991 vs. Colgate (W, 8-1)
3.	1:14	11/26/2022 vs. UConn (W, 6-0)
4.	1:20	11/21/1964 vs. Waterloo (W, 5-4)
5.	1:23	1/24/2025 vs. Harvard (W, 4-1)
6.	1:40	12/14/1957 vs. Lehigh (W, 16-3)
7.	1:44	1/17/1987 vs. Brown (OTL, 4-5)
8.	1:53	3/5/1960 vs. Colgate (W, 5-2)
9.	1:54	2/7/1986 at St. Lawrence (W, 7-4)
10.	1:55	3/14/1969 vs. Michigan Tech (OTW, 4-3)

FASTEST THREE GOALS

1.	0:23	2/4/2023 vs. Union (W, 10-1) — <i>all PPG</i>
2.	0:24	2/28/1976 vs. Princeton (W, 8-2)
3.	0:29	1/13/1965 vs. Hamilton (W, 19-0) — <i>all SHG</i>
4.	0:32	1/20/1968 at Penn (W, 18-1)
5.	0:38	1/24/1969 at Penn (W, 10-3)
6.	0:40	3/4/1961 vs. Penn (W, 13-1)
7.	0:43	2/4/2023 vs. Union (W, 10-1)
8.	0:45	12/14/1957 vs. Lehigh (W, 16-3)
9.	0:51	3/10/1979 vs. Boston University (W, 7-4)
10.	0:52	1/9/1965 vs. Princeton (W, 7-3)

FASTEST THREE GOALS, GAME START

1.	2:29	2/28/1976 vs. Princeton (W, 8-2)
2.	3:28	11/23/1968 vs. Guelph (W, 13-0)
3.	3:47	3/2/1991 vs. Colgate (W, 8-1)
4.	3:52	11/24/1966 vs. McMaster (W, 14-2)
5.	4:30	2/22/1975 at Princeton (W, 9-5)
6.	4:33	12/5/1978 vs. St. Lawrence (W, 8-0)
7.	4:34	1/27/1968 at Yale (W, 19-1)
8.	5:03	12/18/1967 at Harvard (W, 9-0)
9.	5:09	1/13/1940 at St. Lawrence (W, 5-3)
10.	5:21	3/14/1969 vs. Michigan Tech (OTW, 4-3)

FASTEST FOUR GOALS

1.	0:54	2/4/2023 vs. Union (W, 10-1) — <i>first 3G were PPG</i>
2.	1:34	3/4/1961 vs. Penn (W, 13-1)
3.	1:35	1/21/1978 vs. Yale (W, 13-1)
4.	1:37	2/28/1976 vs. Princeton (W, 8-2)
5.	1:39	3/4/1961 vs. Penn (W, 13-1)
6.	1:43	11/25/1975 vs. uOttawa (W, 15-2)
7.	1:48	1/20/1968 at Penn (W, 18-1)
8.	2:01	11/25/1975 vs. uOttawa (W, 15-2)
9.	2:05	11/25/1975 vs. uOttawa (W, 15-2)
10.	2:06	12/3/1977 at Brown (L, 6-7)

FASTEST FIVE GOALS

1.	2:01	3/4/1961 vs. Penn (W, 13-1)
2.	2:29	11/25/1975 vs. uOttawa (W, 15-2)
3.	2:35	11/25/1975 vs. uOttawa (W, 15-2)
4.	3:04	1/21/1978 vs. Yale (W, 13-1)
5.	3:34	11/25/1975 vs. uOttawa (W, 15-2)
6.	3:35	2/4/2023 vs. Union (W, 10-1) — <i>first 4G were PPG</i>
7.	3:39	3/4/1961 vs. Penn (W, 13-1)
8.	3:42	1/27/1968 at Yale (W, 19-1)
9.	3:46	1/21/1978 at Yale (W, 19-1)
10.	3:56	1/27/1968 vs. Yale (W, 13-1)

MOST SAVES BY TEAM, GAME

1.	61	2/23/1959 vs. Harvard (L, 0-13) <i>John Detwiler (61 saves)</i>
	61	3/6/1982 at Yale (L, 2-5) <i>Brian Hayward (61 saves)</i>
3.	60	12/17/1958 vs. Yale (L, 1-12) <i>Pete Wheelwright (29 saves); John Detwiler (31 saves)</i>
	60	12/20/1962 vs. Clarkson (L, 3-8) <i>Laing Kennedy (60 saves)</i>
	60	1/3/1986 at British Columbia (W, 5-2) <i>Doug Dadswell (60 saves)</i>
	60	3/17/2013 at Quinnipiac (L, 2-3 — 2OT) <i>Andy Iles (60 saves)</i>
7.	59	3/26/2006 vs. Wisconsin (L, 0-1 — 3OT) <i>David McKee (59 saves)</i>
8.	58	1/10/1959 at Harvard (L, 0-18) <i>John Detwiler (58 saves)</i>
9.	57	3/14/1986 vs. Yale (W, 3-2 — 2OT) <i>Doug Dadswell (57 saves)</i>
	57	2/4/1961 at Harvard (L, 1-2) <i>Laing Kennedy (57 saves)</i>

POINTS IN SEASON, PLAYER

1.	83	Lance Nethery	1977-78
2.	78	Lance Nethery	1976-77
3.	74	Brian Cornell	1968-69
4.	71	Doug Ferguson	1965-66
5.	69	Carlo Ugolini	1972-73
6.	68	James Vaughan	1975-76
7.	66	Doug Derrauagh	1990-91
8.	65	Lance Nethery	1978-79
9.	63	Larry Fullan	1971-72
	63	Doug Marrett	1972-73
	63	David Peace	1974-75

GOALS SCORED IN SEASON, PLAYER

1.	37	Doug Ferguson	1965-66
2.	34	Doug Marrett	1972-73
3.	32	Lance Nethery	1976-77
4.	31	James Vaughan	1975-76
	31	Brock Tredway	1978-79
6.	30	Doug Derrauagh	1990-91
7.	29	Brian Cornell	1967-68
	29	Mark Trivett	1976-77
	29	Roy Kerling	1977-78
	29	Brock Tredway	1980-81

ASSISTS IN SEASON, PLAYER

1.	60	Lance Nethery	1977-78
2.	52	Brian Cornell	1968-69
3.	47	Lance Nethery	1978-79
4.	46	Lance Nethery	1976-77
5.	44	Carlo Ugolini	1972-73
6.	43	Larry Fullan	1971-72
7.	41	Brian Campbell	1974-75
8.	40	Peter Tufford	1968-69
9.	39	Michael Doran	1965-66
	39	Steve Bajinski	1974-75

SAVES IN SEASON, PLAYER

1.	967	Doug Dadswell	1985-86
2.	906	Mitch Gillam	2015-16
3.	898	Andy Iles	2012-13
4.	894	Ben Scrivens	2009-10
5.	883	Ben Scrivens	2007-08
6.	870	Andy Iles	2011-12
7.	857	Doug Dadswell	1984-85
8.	856	Jason Elliott	1997-98
9.	843	Mitch Gillam	2016-17
10.	836	Dave Elenbaas	1972-73

GOALS-AGAINST AVERAGE, SEASON

1.	1.20	Dave LeNeveu	2002-03
2.	1.24	David McKee	2004-05
3.	1.48	Ken Dryden	1966-67
4.	1.51	Matthew Galajda	2017-18
5.	1.52	Ken Dryden	1967-68
6.	1.56	Matthew Galajda	2019-20
7.	1.69	Ian Shane	2023-24
8.	1.72	Ian Shane	2022-23
9.	1.74	Ben Scrivens	2008-09
10.	1.81	Ken Dryden	1968-69

SHUTOUTS, SEASON

1.	10	David McKee	2004-05
2.	9	Dave LeNeveu	2002-03
3.	9	Matthew Galajda	2017-18
4.	7	Ben Scrivens	2008-09
5.	7	Ben Scrivens	2009-10
6.	7	Mitch Gillam	2015-16
7.	6	Ken Dryden	1967-68
8.	6	Andy Iles	2011-12
9.	5	Five times, Last: Ian Shane (2022-23)	

POINTS IN SEASON, TEAM

1.	530	1976-77	# of players with points:	20
2.	522	1977-78	# of players with points:	22
3.	502	1968-69	# of players with points:	18
4.	480	1967-68	# of players with points:	18
	474	1975-76	# of players with points:	26
6.	465	1971-72	# of players with points:	19
	465	1969-70	# of players with points:	17
8.	433	1978-79	# of players with points:	23
9.	430	1972-73	# of players with points:	19
10.	427	1974-75	# of players with points:	20

GOALS SCORED IN SEASON, TEAM

1.	204	1976-77	# of players with goals:	20
2.	195	1977-78	# of players with goals:	21
3.	190	1968-69	# of players with goals:	16
4.	187	1967-68	# of players with goals:	17
5.	179	1969-70	# of players with goals:	17
6.	176	1971-72	# of players with goals:	16
7.	174	1975-76	# of players with goals:	18
8.	166	1978-79	# of players with goals:	20
9.	164	1966-67	# of players with goals:	14
10.	159	1970-71	# of players with goals:	19

ASSISTS IN SEASON, TEAM

1.	327	1977-78	# of players with assists:	20
	326	1976-77	# of players with assists:	20
3.	312	1968-69	# of players with assists:	18
4.	300	1975-76	# of players with assists:	25
5.	293	1967-68	# of players with assists:	18
6.	289	1971-72	# of players with assists:	19
	286	1969-70	# of players with assists:	17
8.	274	1972-73	# of players with assists:	18
	270	1974-75	# of players with assists:	20
	267	1978-79	# of players with assists:	22

SAVES IN SEASON, TEAM

1.	1030	1985-86	Games: 32	SV/game: 32.19
2.	1026	1980-81	Games: 31	SV/game: 33.10
3.	1004	1997-98	Games: 33	SV/game: 30.42
4.	978	1996-97	Games: 35	SV/game: 27.94
5.	951	1979-80	Games: 31	SV/game: 30.68
6.	949	2010-11	Games: 34	SV/game: 27.91
7.	948	2007-08	Games: 36	SV/game: 26.33
8.	938	1993-94	Games: 30	SV/game: 31.27
9.	936	2015-16	Games: 34	SV/game: 27.53
10.	931	1984-85	Games: 30	SV/game: 31.03

GOALS-AGAINST AVERAGE, SEASON

1.	1.24	2004-05	GA: 44	Minutes: 2134:19
2.	1.26	2002-03	GA: 46	Minutes: 2187:32
3.	1.48	1967-68	GA: 43	Minutes: 1740:00
4.	1.52	2017-18	GA: 50	Minutes: 1978:38
5.	1.54	2019-20	GA: 45	Minutes: 1750:43
6.	1.59	1966-67	GA: 46	Minutes: 1740:00
7.	1.68	2001-02	GA: 61	Minutes: 2176:41
8.	1.80	2023-24	GA: 64	Minutes: 2135:41
9.	1.82	2003-04	GA: 59	Minutes: 1942:47
10.	1.84	2009-10	GA: 63	Minutes: 2049:53

SHUTOUTS, SEASON

1.	10	2004-05
	10	2017-18
3.	9	2002-03
4.	7	2008-09
	7	2009-10
	7	2015-16
	6	1967-68
8.	6	2011-12
9.	5	Eight times, Last: 2022-23

CAREER POINTS

1.	271	Lance Nethery	1975-79
2.	207	Brock Tredway	1977-81
3.	200	Roy Kerling	1977-78, 1979-82
4.	187	Doug Ferguson	1964-67
5.	177	Duanne Moeser	1982-86
6.	165	Larry Fullan	1969-72
7.	160	Peter Tufford	1966-69
8.	159	Gary Cullen	1981-85
9.	154	James Vaughan	1974-77
10.	153	Doug Derrauagh	1987-91

CAREER GOALS SCORED

1.	113	Brock Tredway	1977-81
2.	93	Roy Kerling	1977-78, 1979-82
3.	91	Doug Ferguson	1964-67
	91	Lance Nethery	1975-79
5.	81	Duanne Moeser	1982-86
6.	73	Joe Nieuwendyk	1984-87
7.	71	James Vaughan	1974-77
	71	Matt Moulson	2002-06
9.	68	John Hughes	1967-70
	68	Peter Tufford	1966-69
	68	Trent Andison	1987-91

CAREER ASSISTS

1.	180	Lance Nethery	1975-79
2.	108	Larry Fullan	1969-72
3.	107	Roy Kerling	1977-78, 1979-82
4.	105	Gary Cullen	1981-85
5.	96	Doug Ferguson	1964-67
	96	Duanne Moeser	1982-86
7.	95	Brian Cornell	1966-69
8.	94	Brock Tredway	1977-81
9.	93	Kyle Knopp	1995-99
10.	92	Brian Campbell	1973-76
	92	Peter Tufford	1966-69

CAREER SAVES

1.	2988	Andy Iles	2010-14
2.	2824	Ben Scrivens	2006-10
3.	2462	Jason Elliott	1994-98
4.	2403	Mitch Gillam	2013-17
5.	2228	Corrie D'Alessio	1987-91
	2225	Brian Hayward	1978-82
7.	2208	David McKee	2003-06
8.	2143	Darren Eliot	1979-83
9.	2052	Matt Underhill	1998-02
10.	1999	Ian Shane	2021-Pres.

CAREER GOALS-AGAINST AVERAGE

1.	1.29	Dave LeNeveu	2001-03
2.	1.60	Ken Dryden	1966-69
3.	1.64	Matthew Galajda	2017-20
4.	1.71	David McKee	2003-06
5.	1.84	Ian Shane	2021-Pres.
6.	1.91	Ben Scrivens	2006-10
7.	2.13	Brian Cropper	1968-71
8.	2.15	Mitch Gillam	2013-17
9.	2.26	Andy Iles	2010-14
10.	2.32	Matt Underhill	1998-02

CAREER SHUTOUTS

1.	19	Matthew Galajda	2017-20
	19	Ben Scrivens	2006-10
3.	18	David McKee	2003-06
4.	13	Ken Dryden	1966-69
5.	12	Ian Shane	2021-Pres.
6.	11	Dave LeNeveu	2001-03
	11	Mitch Gillam	2013-17
8.	10	Laing Kennedy	1960-63
9.	9	Andy Iles	2010-14
10.	7	Brian Cropper	1968-71
	7	Errol McKibbin	1963-66

2024-25 OVERALL STATISTICS

Overall8-6-5

Home6-2-1

Away1-4-3

Neutral1-0-1

ECAC Hockey5-4-3

#	PLAYER	GP	G	A	PTS	SH	SH%	+/-	PN-MIN	MIN	MAJ	OTH	PPG	SHG	FG	GWG	GTG	OTG	HT	PN	UA	BLK	SHOOTOUTS		
																							G	ATT	PCT
14	Ryan Walsh	19	9	8	17	46	.196	+1	7-14	7	0	0	3	0	0	1	1	0	0	0	1	10	0	2	.000
17	Dalton Bancroft	19	8	4	12	57	.140	-1	6-23	4	1	1	1	1	2	4	0	0	0	0	0	11	2	4	.500
26	Ondrej Psenicka	15	5	6	11	32	.156	+1	2-4	2	0	0	2	0	1	0	1	0	0	0	0	11	0	1	.000
12	Tim Rego	19	3	8	11	25	.120	+7	4-16	3	0	1	0	0	0	1	0	0	0	0	0	17	0	0	—
10	Jake Kraft	19	5	5	10	39	.128	+7	1-2	1	0	0	0	0	2	0	0	0	0	0	1	4	1	1	1.000
38	Jonathan Castagna	19	3	7	10	36	.083	-4	6-12	6	0	0	0	0	0	0	0	0	0	0	0	10	0	0	—
6	George Fegasas	13	1	8	9	26	.038	E	4-8	4	0	0	0	0	0	0	0	0	0	0	0	11	0	0	—
21	Ben Robertson	19	1	7	8	25	.040	+1	1-2	1	0	0	1	0	0	0	0	0	0	0	0	17	0	0	—
9	Jack O'Leary	19	4	3	7	22	.182	+3	4-19	2	1	0	0	0	0	0	2	0	0	0	0	8	0	0	—
28	Nick DeSantis	19	4	3	7	25	.160	+6	4-16	3	0	1	0	0	1	0	1	0	0	0	2	9	0	0	—
16	Charlie Major	15	1	5	6	34	.029	+3	1-2	1	0	0	0	0	0	1	0	1	0	0	0	5	0	0	—
27	Michael Suda	19	0	6	6	18	.000	+6	3-6	3	0	0	0	0	0	0	0	0	0	0	0	17	3	3	1.000
19	Sullivan Mack	15	2	3	5	38	.053	E	1-2	1	0	0	0	0	1	0	0	0	0	0	0	8	0	0	—
15	Tyler Catalano	19	2	2	4	14	.143	+1	7-22	6	0	1	0	0	0	1	0	0	0	0	0	6	0	0	—
18	Kyler Kovich	19	2	2	4	19	.105	+6	4-11	3	1	0	0	0	0	0	0	0	0	0	0	7	0	0	—
4	Hank Kempf	19	0	4	4	15	.000	+1	5-10	5	0	0	0	0	0	0	0	0	0	0	0	18	0	1	.000
5	Hoyt Stanley	19	0	4	4	15	.000	+2	9-29	7	1	0	0	0	0	0	0	0	0	0	0	32	0	0	—
22	Kyle Penney	10	3	0	3	22	.136	+4	2-15	0	1	0	0	1	0	0	0	0	0	0	1	1	0	0	—
24	Nicholas Wolfenberg	10	1	1	2	7	.143	+1	1-2	1	0	0	0	0	0	0	0	0	0	0	0	2	0	0	—
3	Jack O'Brien	14	0	1	1	5	.000	+2	1-2	1	0	0	0	0	0	0	0	0	0	0	0	4	0	0	—
30	Ian Shane	18	0	1	1	0	.000	E	1-2	1	0	0	0	0	0	0	0	0	0	0	0	0	0	0	—
7	Jimmy Rayhill	3	0	0	0	1	.000	E	0-0	0	0	0	0	0	0	0	0	0	0	0	0	1	0	0	—
11	Sean Donaldson	11	0	0	0	10	.000	-4	4-19	2	1	1	0	0	0	0	0	0	0	0	0	1	0	0	—
29	Parker Murray	2	0	0	0	0	.000	E	0-0	0	0	0	0	0	0	0	0	0	0	0	0	0	0	0	—
33	Remington Keopple	3	0	0	0	0	.000	E	0-0	0	0	0	0	0	0	0	0	0	0	0	0	0	0	0	—
TEAM									1-2																
TOTALS		19	54	88	142	531	.102	+43	79-240	65	6	8	7	2	7	8	5	1	0	0	5	210	6	12	.500
OPPONENTS		19	49	79	128	431	.114	-55	77-206	68	4	5	12	3	12	6	0	0	0	0	5	241	2	13	.167

#	PLAYER	GP-GS	MIN	GA	GAA	SV	SV%	W	L	T	SHO	PPG	SHG	ENG
30	Ian Shane	18-18	1046:33	43	2.47	346	.889	7	6	5	1	11	2	0
33	Remington Keopple	3-1	106:43	2	1.12	36	.947	1	0	0	0	1	0	0
EMPTY NET			14:42	4	—	—	—	—	—	—	—	0	0	4
TOTALS		19	1167:58	49	2.52	382	.886	8	6	5	1	12	3	4
OPPONENTS		19	1167:58	54	2.77	477	.898	6	8	5	1	7	2	4

FACEOFFS

#	PLAYER	W	L	PCT
9	Jack O'Leary	7	5	.583
38	Jonathan Castagna	171	131	.566
14	Ryan Walsh	220	177	.554
16	Charlie Major	73	67	.521
18	Kyler Kovich	26	25	.510
28	Nick DeSantis	2	2	.500
22	Kyle Penney	14	14	.500
15	Tyler Catalano	57	60	.487
19	Sullivan Mack	5	6	.455
17	Dalton Bancroft	5	7	.417
26	Ondrej Psenicka	4	8	.333
10	Jake Kraft	0	4	.000
7	Jimmy Rayhill	0	1	.000
11	Sean Donaldson	0	1	.000
12	Tim Rego	0	1	.000
TOTALS		584	509	.534
OPPONENTS		509	584	.466

POWER-PLAY SCORING

#	PLAYER	G	A	PTS	SH	SH%
6	George Fegasas	0	5	5	0	.000
14	Ryan Walsh	3	1	4	13	.231
21	Ben Robertson	1	2	3	9	.111
26	Ondrej Psenicka	2	0	2	7	.286
17	Dalton Bancroft	1	1	2	14	.071
12	Tim Rego	0	2	2	5	.000
16	Charlie Major	0	2	2	11	.000
38	Jonathan Castagna	0	1	1	4	.000

SHORT-HANDED SCORING

#	PLAYER	G	A	PTS	SH	SH%
17	Dalton Bancroft	1	0	1	3	.333
22	Kyle Penney	1	0	1	2	.500
14	Ryan Walsh	0	1	1	3	.000

PERIOD-BY-PERIOD STATS

GOALS	1ST	2ND	3RD	OT	TOTAL
Cornell	18	13	22	1	54
Opponents	14	23	12	0	49
Difference	+4	-10	+10	+1	+5
SHOTS	1ST	2ND	3RD	OT	TOTAL
Cornell	154	159	193	25	531
Opponents	129	174	123	5	431
Difference	+25	-15	+70	+20	+100
SAVES	1ST	2ND	3RD	OT	TOTAL
Cornell	115	151	111	5	382
Opponents	136	146	171	24	477
Difference	-21	+5	-60	-19	-95

2024-25 ECAC HOCKEY STATISTICS

Overall8-6-5

Home6-2-1

Away1-4-3

Neutral1-0-1

ECAC Hockey5-4-3

#	PLAYER	GP	G	A	PTS	SH	SH%	+/-	PN-MIN	MIN	MAJ	OTH	PPG	SHG	FG	GWG	GTG	OTG	HT	PN	UA	BLK	SHOOTOUTS		
																							G	ATT	PCT
14	Ryan Walsh	12	6	4	10	31	.194	-1	4-8	4	0	0	3	0	0	1	1	0	0	0	0	7	0	1	.000
17	Dalton Bancroft	12	6	3	9	34	.176	E	3-17	1	1	1	1	0	2	3	0	0	0	0	0	9	1	2	.500
26	Ondrej Psenicka	8	4	5	9	18	.222	+4	1-2	1	0	0	2	0	1	0	0	0	0	0	0	8	0	0	—
6	George Fegasas	8	1	7	8	12	.083	E	4-8	4	0	0	0	0	0	0	0	0	0	0	0	5	0	0	—
12	Tim Rego	12	1	7	8	11	.091	+4	3-14	2	0	1	0	0	0	0	0	0	0	0	0	10	0	1	.000
10	Jake Kraft	12	3	4	7	20	.150	+3	1-2	1	0	0	0	0	1	0	0	0	0	0	1	4	0	0	—
21	Ben Robertson	12	1	5	6	15	.067	-2	1-2	1	0	0	1	0	0	0	0	0	0	0	0	13	0	0	—
28	Nick DeSantis	12	3	2	5	22	.136	+5	4-16	3	0	1	0	0	0	0	1	0	0	0	1	4	1	1	1.000
38	Jonathan Castagna	12	2	3	5	20	.100	-6	2-4	2	0	0	0	0	0	0	0	0	0	0	0	9	0	0	—
16	Charlie Major	8	1	4	5	16	.063	+5	0-0	0	0	0	0	0	0	1	0	1	0	0	0	5	1	1	1.000
9	Jack O'Leary	12	2	2	4	13	.154	-1	2-15	0	1	1	0	0	0	0	1	0	0	0	0	4	0	0	—
18	Kyler Kovich	12	2	2	4	13	.154	+7	3-9	2	1	0	0	0	0	0	0	0	0	0	0	4	0	0	—
27	Michael Suda	12	0	4	4	11	.000	+5	2-4	2	0	0	0	0	0	0	0	0	0	0	0	12	1	1	1.000
22	Kyle Penney	8	2	0	2	15	.133	+3	2-15	0	1	1	0	1	0	0	0	0	0	0	1	1	0	0	—
15	Tyler Catalano	12	1	1	2	11	.091	+1	5-18	4	0	1	0	0	0	0	0	0	0	0	0	3	0	0	—
4	Hank Kempf	12	0	2	2	7	.000	+1	3-6	3	0	0	0	0	0	0	0	0	0	0	0	10	0	0	—
3	Jack O'Brien	7	0	1	1	3	.000	+2	0-0	0	0	0	0	0	0	0	0	0	0	0	0	1	0	0	—
5	Hoyt Stanley	12	0	1	1	11	.000	+1	7-25	5	1	1	0	0	0	0	0	0	0	0	0	20	0	0	—
19	Sullivan Mack	8	0	1	1	14	.000	-3	1-2	1	0	0	0	0	0	0	0	0	0	0	0	4	0	0	—
30	Ian Shane	11	0	1	1	0	.000	E	1-2	1	0	0	0	0	0	0	0	0	0	0	0	0	0	0	—
7	Jimmy Rayhill	3	0	0	0	1	.000	E	0-0	0	0	0	0	0	0	0	0	0	0	0	0	1	0	0	—
11	Sean Donaldson	8	0	0	0	9	.000	-3	4-19	2	1	1	0	0	0	0	0	0	0	0	0	1	0	0	—
24	Nicholas Wolfenberg	6	0	0	0	3	.000	E	0-0	0	0	0	0	0	0	0	0	0	0	0	0	2	0	0	—
29	Parker Murray	2	0	0	0	0	.000	E	0-0	0	0	0	0	0	0	0	0	0	0	0	0	0	0	0	—
33	Remington Keopple	2	0	0	0	0	.000	E	0-0	0	0	0	0	0	0	0	0	0	0	0	0	0	0	0	—
TEAM		1-2																							
TOTALS		12	35	59	94	310	.113	+25	54-190	40	6	8	7	1	4	5	3	1	0	0	3	137	4	7	.571
OPPONENTS		12	31	49	80	259	.120	-32	53-158	44	4	5	9	2	8	4	0	0	0	0	3	150	2	7	.286

#	PLAYER	GP-GS	MIN	GA	GAA	SV	SV%	W	L	T	SHO	PPG	SHG	ENG
30	Ian Shane	11-11	661:43	26	2.36	202	.886	4	4	3	1	8	1	0
33	Remington Keopple	2-1	69:40	2	1.72	26	.929	1	0	0	0	1	0	0
EMPTY NET			6:35	3	—	—	—	—	—	—	—	0	0	3
TOTALS		12	737:58	31	2.52	228	.880	5	4	3	1	9	2	3
OPPONENTS		12	737:58	35	2.85	275	.887	4	5	3	0	7	1	1

FACEOFFS

POWER-PLAY SCORING

PERIOD-BY-PERIOD STATS

#	PLAYER	W	L	PCT
28	Nick DeSantis	2	1	.667
14	Ryan Walsh	152	108	.585
38	Jonathan Castagna	114	81	.585
22	Kyle Penney	13	10	.565
9	Jack O'Leary	5	4	.556
18	Kyler Kovich	18	16	.529
15	Tyler Catalano	35	38	.479
17	Dalton Bancroft	4	5	.444
16	Charlie Major	24	35	.407
19	Sullivan Mack	1	2	.333
26	Ondrej Psenicka	3	7	.300
10	Jake Kraft	0	3	.000
7	Jimmy Rayhill	0	1	.000
11	Sean Donaldson	0	1	.000
12	Tim Rego	0	1	.000
TOTALS		371	313	.542
OPPONENTS		313	371	.458

#	PLAYER	G	A	PTS	SH	SH%
6	George Fegasas	0	5	5	0	.000
14	Ryan Walsh	3	1	4	9	.333
21	Ben Robertson	1	2	3	6	.167
26	Ondrej Psenicka	2	0	2	5	.400
17	Dalton Bancroft	1	1	2	7	.143
16	Charlie Major	0	2	2	7	.000
12	Tim Rego	0	2	2	2	.000
38	Jonathan Castagna	0	1	1	3	.000

SHORT-HANDED SCORING

#	PLAYER	G	A	PTS	SH	SH%
22	Kyle Penney	1	0	1	1	1.000

GOALS	1ST	2ND	3RD	OT	TOTAL
Cornell	11	10	13	1	35
Opponents	8	12	11	0	31
Difference	+3	-2	+2	+1	+4
SHOTS	1ST	2ND	3RD	OT	TOTAL
Cornell	88	98	107	17	310
Opponents	84	95	79	1	259
Difference	+4	+3	+28	+16	+51
SAVES	1ST	2ND	3RD	OT	TOTAL
Cornell	76	83	68	1	228
Opponents	77	88	94	16	275
Difference	-1	-5	-26	-15	-47

2024-25 PERIOD-BY-PERIOD COMPARISONS

DATE		OPPONENT		GOALS																SHOTS															
				TOTAL			CU BY PERIOD				OPP BY PERIOD				+/- BY PERIOD				TOTAL			CU BY PERIOD				OPP BY PERIOD				+/- BY PERIOD					
				CU	OPP	+/-	1	2	3	OT	1	2	3	OT	1	2	3	OT	CU	OPP	+/-	1	2	3	OT	1	2	3	OT	1	2	3	OT		
11/1	North Dakota	4	1	+1	3	0	1	—	1	0	0	—	+2	0	+1	—	21	24	-3	6	10	5	—	5	10	9	—	+1	0	-4	—				
11/2	North Dakota	5	3	+2	1	1	3	—	0	3	0	—	+1	-2	+3	—	28	28	0	11	4	13	—	5	15	8	—	+6	-11	+5	—				
11/8	Yale	2	2	0	1	1	0	0	1	1	0	0	0	0	0	0	33	10	+23	5	10	13	5	3	6	0	1	+2	+4	+13	+4				
11/9	Brown	3	1	+2	0	1	2	—	1	0	0	—	-1	+1	+2	—	31	19	+12	7	11	13	—	9	5	5	—	-2	+6	+8	—				
11/15	at Dartmouth	3	4	-1	0	1	2	—	0	2	2	—	0	-1	0	—	32	23	+9	11	7	14	—	8	5	10	—	+3	+2	+4	—				
11/16	at Harvard	2	2	0	0	1	1	0	1	1	0	0	-1	0	+1	0	26	34	-8	6	5	12	3	13	11	10	0	-7	-6	+2	+3				
11/22	Quinnipiac	1	3	-2	1	0	0	—	1	0	2	—	0	0	-2	—	16	23	-7	5	5	6	—	5	9	9	—	0	-4	-3	—				
11/23	Princeton	5	0	+5	3	0	2	—	0	0	0	—	+3	0	+2	—	24	24	0	12	7	5	—	8	9	7	—	+4	-2	-2	—				
11/30	vs. Quinnipiac	3	3	0	2	0	1	0	0	3	0	0	+2	-3	+1	0	33	29	+4	15	4	13	1	6	14	6	3	+9	-10	+7	-2				
12/6	Colgate	3	2	+1	0	1	1	1	1	1	0	0	-1	0	+1	+1	31	10	+21	5	12	11	3	4	4	2	0	+1	+8	+9	+3				
12/7	at Colgate	3	6	-3	1	1	1	—	1	2	3	—	0	-1	-2	—	20	22	-2	3	9	8	—	8	5	9	—	-5	+4	-1	—				
1/3	vs. UMass	4	2	+2	0	1	3	—	1	1	0	—	-1	0	+3	—	35	24	+11	9	10	16	—	6	13	5	—	+3	-3	+11	—				
1/4	at Arizona State	0	4	-4	0	0	0	—	2	2	0	—	-2	-2	0	—	34	28	+6	8	9	17	—	11	12	5	—	-3	-3	+12	—				
1/10	at Sacred Heart	1	1	0	1	0	0	0	1	0	0	0	0	0	0	0	41	18	+23	9	13	12	7	5	6	6	1	+4	+7	+6	+6				
1/11	at Sacred Heart	2	4	-2	0	1	1	—	1	2	1	—	-1	-1	0	—	29	21	+8	8	11	10	—	7	9	5	—	+1	+2	+5	—				
1/17	at Princeton	6	2	+4	2	2	2	—	1	0	1	—	+1	+2	+1	—	31	25	+6	10	13	8	—	7	9	9	—	+3	+4	-1	—				
1/18	at Quinnipiac	2	2	0	1	0	1	0	0	2	0	0	+1	-2	+1	0	25	24	+1	7	6	6	6	6	15	3	0	+1	-9	+3	+6				
1/24	Harvard	4	1	+3	2	1	1	—	0	1	0	—	+2	0	+1	—	24	15	+9	11	7	6	—	6	6	3	—	+5	+1	+3	—				
1/25	Dartmouth	1	6	-5	0	1	0	—	1	2	3	—	-1	-1	-3	—	17	30	-13	6	6	5	—	7	11	12	—	-1	-5	-7	—				
1/31	at St. Lawrence																																		
2/1	at Clarkson																																		
2/7	RPI																																		
2/8	Union																																		
2/14	at Brown																																		
2/15	at Yale																																		
2/21	Clarkson																																		
2/22	St. Lawrence																																		
2/28	at Union																																		
3/1	at RPI																																		

2024-25 GAME-BY-GAME SCORING BREAKDOWN

Date	Opponent	3 O'Brien	4 Kempf	5 Stanley	6 Fegasas	7 Rayhill	8 Devlin	9 O'Leary	10 Kraft	11 Donaldson	12 Rego	13 Mosko	14 Walsh	15 Catalano	16 Major
11/1	North Dakota	0-0-0	0-0-0	0-1-1	DND	DND	DND	0-0-0	0-0-0	DND	0-0-0	DND	0-0-0	1-0-1	0-0-0
11/2	North Dakota	0-0-0	0-1-1	0-0-0	DND	DND	DND	1-0-1	1-1-2	DND	1-1-2	DND	1-2-3	0-1-1	0-1-1
11/8	Yale	DNP	0-1-1	0-0-0	DND	DND	DND	1-0-1	0-1-1	0-0-0	0-0-0	DND	0-1-1	0-0-0	0-0-0
11/9	Brown	DNP	0-0-0	0-0-0	DND	DND	DND	0-0-0	0-0-0	0-0-0	0-0-0	DND	1-0-1	0-0-0	0-0-0
11/15	at Dartmouth	0-1-1	0-0-0	0-1-1	DND	DND	DND	0-0-0	0-0-0	0-0-0	0-0-0	DND	0-0-0	1-0-1	0-1-1
11/16	at Harvard	0-0-0	0-0-0	0-0-0	DND	DND	DND	0-0-0	0-0-0	0-0-0	1-1-2	DND	1-0-1	0-0-0	0-1-1
11/22	Quinnipiac	DNP	0-0-0	0-0-0	0-0-0	DND	DND	0-0-0	0-0-0	0-0-0	0-1-1	DND	0-0-0	0-0-0	0-0-0
11/23	Princeton	0-0-0	0-0-0	0-0-0	0-2-2	DND	DND	0-1-1	1-0-1	0-0-0	0-1-1	DND	1-1-2	0-0-0	0-1-1
11/30	vs. Quinnipiac	0-0-0	0-1-1	0-0-0	0-0-0	DND	DND	1-0-1	0-0-0	0-0-0	0-0-0	DND	0-1-1	0-0-0	0-0-0
12/6	Colgate	DNP	0-1-1	0-0-0	0-1-1	DND	DND	1-0-1	0-0-0	0-0-0	0-0-0	DND	1-0-1	0-0-0	1-1-2
12/7	at Colgate	0-0-0	0-0-0	0-0-0	0-2-2	DND	DND	0-1-1	0-1-1	0-0-0	0-0-0	DND	0-0-0	0-1-1	0-0-0
1/3	vs. UMass	0-0-0	0-0-0	0-2-2	0-0-0	DND	DND	0-1-1	0-0-0	0-0-0	1-0-1	DND	1-0-1	0-0-0	0-0-0
1/4	at Arizona State	0-0-0	0-0-0	0-0-0	0-0-0	DND	DND	0-0-0	0-0-0	DND	0-0-0	DND	0-0-0	0-0-0	0-0-0
1/10	at Sacred Heart	0-0-0	0-0-0	0-0-0	0-1-1	DND	DND	0-0-0	0-0-0	0-0-0	0-0-0	DND	0-0-0	0-0-0	0-0-0
1/11	at Sacred Heart	0-0-0	0-0-0	0-0-0	0-0-0	DND	DND	0-0-0	1-0-1	DND	0-0-0	DND	1-1-2	0-0-0	0-0-0
1/17	at Princeton	0-0-0	0-0-0	0-0-0	0-0-0	0-0-0	DND	0-0-0	1-2-3	DND	0-1-1	DND	1-2-3	0-0-0	DND
1/18	at Quinnipiac	0-0-0	0-0-0	0-0-0	0-1-1	0-0-0	DND	0-0-0	0-0-0	DND	0-2-2	DND	0-0-0	0-0-0	DND
1/24	Harvard	0-0-0	0-0-0	0-0-0	0-1-1	0-0-0	DND	0-0-0	1-0-1	DND	0-1-1	DND	1-0-1	0-0-0	DND
1/25	Dartmouth	0-0-0	0-0-0	0-0-0	1-0-1	DNP	DND	0-0-0	0-0-0	DND	0-0-0	DND	0-0-0	0-0-0	DND

Date	Opponent	17 Bancroft	18 Kovich	19 Mack	21 Robertson	22 Penney	23 Wallace	24 Wolfenberg	26 Psenicka	27 Suda	28 DeSantis	29 Murray	30 Shane	33 Keopple	38 Castagna
11/1	North Dakota	0-0-0	0-0-0	1-1-2	0-1-1	0-0-0	DND	1-0-1	0-0-0	0-0-0	1-0-1	DND	0-0-0	DNP	0-2-2
11/2	North Dakota	0-0-0	0-0-0	0-0-0	0-0-0	1-0-1	DND	0-0-0	0-0-0	0-1-1	0-0-0	DND	0-0-0	DNP	0-0-0
11/8	Yale	1-0-1	0-0-0	0-0-0	0-0-0	0-0-0	DND	0-0-0	DND	0-0-0	0-0-0	DND	0-0-0	DNP	0-1-1
11/9	Brown	2-1-3	0-1-1	0-0-0	0-1-1	0-0-0	DND	0-0-0	DND	0-1-1	0-0-0	DND	0-0-0	DNP	0-0-0
11/15	at Dartmouth	0-0-0	0-0-0	DND	0-1-1	2-0-2	DND	0-0-0	DND	0-0-0	0-0-0	0-0-0	0-0-0	DNP	0-0-0
11/16	at Harvard	0-0-0	0-0-0	DND	0-0-0	0-0-0	DND	0-0-0	DND	0-0-0	0-1-1	0-0-0	0-1-1	DNP	0-0-0
11/22	Quinnipiac	0-0-0	0-0-0	DND	0-0-0	0-0-0	DND	DND	0-0-0	0-0-0	0-0-0	DND	0-0-0	DNP	1-0-1
11/23	Princeton	1-0-1	0-0-0	DND	1-1-2	0-0-0	DND	DND	1-1-2	0-1-1	0-0-0	DND	0-0-0	DNP	0-0-0
11/30	vs. Quinnipiac	1-0-1	0-0-0	1-1-2	0-0-0	DND	DND	DND	0-0-0	0-0-0	0-0-0	DND	0-0-0	DNP	0-2-2
12/6	Colgate	0-0-0	0-0-0	0-0-0	0-0-0	DND	DND	DND	0-1-1	0-0-0	0-0-0	DND	0-0-0	DNP	0-1-1
12/7	at Colgate	0-1-1	1-0-1	0-0-0	0-0-0	DND	DND	DND	2-0-2	0-0-0	0-0-0	DND	0-0-0	0-0-0	0-0-0
1/3	vs. UMass	1-0-1	0-0-0	0-0-0	0-1-1	DND	DND	DND	0-1-1	0-1-1	0-0-0	DND	0-0-0	DNP	1-0-1
1/4	at Arizona State	0-0-0	0-0-0	0-0-0	0-0-0	DND	DND	0-0-0	0-0-0	0-0-0	0-0-0	DND	0-0-0	DNP	0-0-0
1/10	at Sacred Heart	0-1-1	0-0-0	0-0-0	0-0-0	DND	DND	DND	1-0-1	0-0-0	0-0-0	DND	0-0-0	DNP	0-0-0
1/11	at Sacred Heart	0-0-0	0-0-0	0-0-0	0-0-0	DND	DND	0-1-1	0-0-0	0-0-0	0-1-1	DND	0-0-0	0-0-0	0-0-0
1/17	at Princeton	1-0-1	1-0-1	0-1-1	0-2-2	DND	DND	0-0-0	0-1-1	0-2-2	0-0-0	DND	DNP	0-0-0	1-1-2
1/18	at Quinnipiac	0-0-0	0-1-1	0-0-0	0-0-0	DND	DND	0-0-0	1-0-1	0-0-0	1-0-1	DND	0-0-0	DNP	0-0-0
1/24	Harvard	0-1-1	0-0-0	0-0-0	0-0-0	0-0-0	DND	DND	0-1-1	0-0-0	2-0-2	DND	0-0-0	DNP	0-0-0
1/25	Dartmouth	0-0-0	0-0-0	0-0-0	0-0-0	0-0-0	DND	DND	0-1-1	0-0-0	0-1-1	DND	0-0-0	DNP	0-0-0

NOTE: SHADED DENOTES MULTI-GAME POINT STREAK

ACTIVE GOAL STREAKS

No active streaks

ACTIVE ASSIST STREAKS

Ondrej Psenicka (2 games / 2 assists)

ACTIVE POINT STREAKS

Ondrej Psenicka (4 games / 1-3-4)

Nick DeSantis (3 games / 3-1-4)

George Fegasas (3 games / 1-2-3)

2024-25 SPECIAL TEAMS GAME-BY-GAME BREAKDOWN

Key:

○ 5-on-4 killed; ● 5-on-4 goal; □ 4-on-3 killed; ■ 4-on-3 goal; ◎ 5-on-4 major penalty killed; ⦿ 5-on-4 major penalty goal; ▣ 4-on-3 major penalty goal;
 ② 5-on-3 killed; ⑤ 5-on-3 goal; ◇ 4-on-3 then 5-on-4 killed; ◆ 5-on-4 goal after 4-on-3 killed; Ⓢ shorthanded goal; ▤ 4-on-3 major penalty killed

Date	Opponent	1st Per. PPs	2nd Per. PPs	3rd Per. PPs	OT PPs	1st Per. PKs	2nd Per. PKs	3rd Per. PKs	OT PKs
11/1	North Dakota		○	○			○	○	
11/2	North Dakota	○○○	○	○			○○○	○○	
11/8	Yale		○			●	②○		
11/9	Brown	○	○	○○		○	○		
11/15	at Dartmouth		○○	◎			⑤●		
11/16	at Harvard	○	○	●○		○	⦿○	○	
11/22	Quinnipiac			○○		●	○		
11/23	Princeton		○○◇	●●		○	○○○		
11/30	vs. Quinnipiac	○	⑤			○	⑤○○○		
12/6	Colgate	○	○	②●			●	○	
12/7	at Colgate	○	○●					②●●◎	
1/3	vs. UMass		○○				●		
1/4	at Arizona State			○		○	■	○	
1/10	at Sacred Heart		②○○	②		○		○	
1/11	at Sacred Heart		○○			○○		○	
1/17	at Princeton		○	●				○○●◎	
1/18	at Quinnipiac	●		○○			○		
1/24	Harvard	○	○	○			○○	○	
1/25	Dartmouth	○	○	○		○○	○	○⑧②	
1/31	at St. Lawrence								
2/1	at Clarkson								
2/7	RPI								
2/8	Union								
2/14	at Brown								
2/15	at Yale								
2/21	Clarkson								
2/22	St. Lawrence								
2/28	at Union								
3/1	at RPI								

2024-25 SPECIAL TEAMS BREAKDOWN

Last Friday vs. Harvard					Last Saturday vs. Dartmouth				2024-25 Totals			
Cornell PP	PPG	Opp.	Opp. Goals	PP Time	PPG	Opp.	Opp. Goals	PP Time	PPG/Opp.	Opp. Goals	Time	PP%
5-on-4	0	3	0	6:00	0	3	2	6:00	7/54	3	98:25	13.0%
5-on-3	—	—	—	—	—	—	—	—	0/3	0	2:50	0.0%
4-on-3	—	—	—	—	—	—	—	—	0/1	0	0:03	0.0%
Cornell PK	PPG	Opp.	CU Goals	PK Time	PPG	Opp.	CU Goals	PK Time	PPG/Opp.	CU Goals	Time	PK%
5-on-4	0	3	0	6:00	0	4	0	7:18	10/56	2	103:37	82.1%
5-on-3	—	—	—	—	0	1	0	0:49	1/3	0	3:48	66.7%
4-on-3	—	—	—	—	—	—	—	—	1/1	0	0:17	0.0%
Even Strength	CU Goals	Chances	Opp. Goals	Time	CU Goals	Chances	Opp. Goals	Time	CU Goals	Chances	Opp Goals	Time
4-on-4	—	—	—	—	0	1	0	2:00	0	9	1	15:24
3-on-3	—	—	—	—	—	—	—	—	0	0	0	0:00
Cornell Empty Net	CU Goals	Chances	Opp. Goals	Time	CU Goals	Chances	Opp. Goals	Time	CU Goals	Chances	Opp Goals	Time
6-on-5	—	—	—	—	—	—	—	—	0	6	3	12:48
6-on-4	—	—	—	—	0	1	1	0:44	0	1	1	0:44
6-on-3	—	—	—	—	—	—	—	—	0	0	0	0:00
Opp. Empty Net	CU Goals	Chances	Opp. Goals	Time	CU Goals	Chances	Opp. Goals	Time	CU Goals	Chances	Opp Goals	Time
6-on-5	—	—	—	—	—	—	—	—	4	6	0	6:01
6-on-4	0	1	0	0:51	—	—	—	—	0	1	0	0:51
6-on-3	—	—	—	—	—	—	—	—	0	0	0	0:00

Pulled Goalie situations does not include delayed penalty scenarios

Assessed penalty while on power play: Cornell 0, Opponents 2

GAME NUMBERS FOR HOME, ROAD, AND NEUTRAL SITES ARE BASED UPON THOSE TYPES OF GAMES

SCORING	
Cornell Hat Trick at Home (18 games)	1/19/2024 vs. Princeton (Jonathan Castagna)
Cornell Hat Trick on Road (47 games)	12/3/2021 at St. Lawrence (Matt Stienburg)
Cornell Hat Trick at Neutral Site (13 games)	11/26/2022 vs. UConn (Dalton Bancroft)
Opponent Hat Trick at Home (392 games)	3/5/1999 vs. St. Lawrence (John Poapst)
Opponent Hat Trick on Road (99 games)	11/5/2016 at Harvard (Lewis Zerter-Gossage)
Opponent Hat Trick at Neutral Site (64 games)	3/21/2009 vs. Yale (Sean Backman)
Two Hat Tricks in Game (996 games)	2/26/1994 vs. Yale (Jake Karam & Vincent Auger)
Three Hat Tricks in Game (2,141 games)	1/4/1911 vs. Western Reserve (5, Edmund 'Stubby' Wagner; 3, Frank Crasswaller; 3, Jefferson Vincent)
Defenseman Scored Hat Trick (1,340 games)	2/20/1982 vs. Maine (Joe Gallant)
Hat Trick in Consecutive Games (1,091 games)	Doug Derrrough 1/22/1991 at Colgate; 1/26/1991 at Dartmouth
Hat Trick in 3+ Straight Games (1,466 games)	Brock Tredway 1/21/1978 vs. Yale; 1/25/1978 vs. Princeton; 1/28/1978 vs. Penn
Scored 4+ Goals in a Game (114 games)	11/13/2021 vs. RPI (Max Andreev — 4 goals)
Scored 5+ Goals in a Game (1,834 games)	1/13/1965 vs. Hamilton (Doug Ferguson — 6 goals)
Two Multi-Goal Scorers in Game (38 games)	1/19/2024 vs. Princeton (3, Jonathan Castagna; 2, Nick DeSantis)
Three Multi-Goal Scorers in Game (65 games)	2/4/2023 vs. Union (2, Dalton Bancroft; 2, Nick DeSantis; 2, Sam Malinski)
SCORING MARGINS	
Cornell Shutout at Home (3 games)	11/23/2024 vs. Princeton (Ian Shane, 24 saves)
Cornell Shutout on Road (13 games)	1/26/2024 at Harvard (Ian Shane, 17 saves)
Cornell Shutout at Neutral Site (4 games)	3/23/2023 vs. Denver (Ian Shane, 26 saves)
Opponent Shutout at Home (26 games)	2/18/2023 vs. St. Lawrence (Emil Zetterquist, 28 saves)
Opponent Shutout on Road (4 games)	1/4/2025 at Arizona State (Gibson Homer, 34 saves)
Opponent Shutout at Neutral Site (11 games)	3/17/2023 vs. Harvard (Mitchell Gibson, 15 saves)
Consecutive Shutouts (91 games)	2/25/2022 at Quinnipiac (Ian Shane, 42 saves) 2/26/2022 at Princeton (Ian Shane, 23 saves)
Three Straight Shutouts (121 games)	2/21/2020 at Yale (Matthew Galajda, 17 saves) 2/22/2020 at Brown (Matthew Galajda, 19 saves) 2/28/2020 vs. St. Lawrence (Matthew Galajda, 26 saves)
Four Straight Shutouts (2,160 games)	2/9/1907 vs. Rochester (George Adler) 2/16/1907 at Army (George Adler) 1/18/1908 at Army (George Adler) 1/28/1908 vs. Rochester (Curtis Yohe) 1/31/1908 at RPI (George Adler) 2/8/1908 vs. Cascadilla (George Adler)
Shutout in Consecutive Games (305 games)	12/28/2014 vs. Lake State (Gordon Defiel, 39 saves) 12/29/2014 vs. Miami (Ohio) (Jay Williams, 15 saves)
Shutout in Three Straight Games (1,932 games)	2/6/1960 vs. Princeton (Clifford Michel, 14 saves) 2/12/1960 at Dartmouth (Tom Wahman, 15 saves) 2/13/60 at Brown (Roderick McGarry, 26 saves)
Won 1-0 Game at Home (35 games)	12/3/2022 vs. Dartmouth (Travis Mitchell)
Won 1-0 Game on Road (36 games)	2/25/2022 at Quinnipiac (Jack Malone)
Won 1-0 Game at Neutral Site (242 games)	12/30/1967 vs. Toronto (Bob McGuinn — OT)
Lost 1-0 Game at Home (26 games)	2/18/2023 vs. St. Lawrence (Aleksi Peltonen)
Lost 1-0 Game on Road (112 games)	1/15/2016 at RPI (Chris Bradley)
Lost 1-0 Game at Neutral Site (11 games)	3/17/2023 vs. Harvard (Alex Laferriere — OT)
Won by 5+ Goals at Home (3 games)	11/23/2024 vs. Princeton (W, 5-0)
Won by 5+ Goals on Road (10 games)	2/10/2024 at Union (W, 6-1)
Won by 5+ Goals at Neutral Site (12 games)	11/26/2022 vs. UConn (W, 6-0)
Lost by 5+ Goals at Home (0 games)	1/25/2025 vs. Dartmouth (L, 1-6)
Lost by 5+ Goals on Road (54 games)	1/31/2020 at Quinnipiac (L, 0-5)
Lost by 5+ Goals at Neutral Site (25 games)	3/25/2017 vs. UMass Lowell (L, 0-5)
LEADS AND DEFICITS	
Trailed by Two Goals and Won (8 games)	12/6/2024 vs. Colgate (OTW, 3-2; trailed 2-0)
Trailed by Three Goals and Won (838 games)	2/6/1999 vs. Princeton (W, 8-4; trailed 3-0)
Trailed by Four Goals and Won (1,302 games)	12/10/1983 vs. Harvard (W, 6-5; trailed 4-0)
Trailed by Five Goals and Won (1,588 games)	12/28/1973 vs. Colo. Coll. (W, 9-8; trailed 8-3)
Led by Two Goals and Lost (117 games)	11/5/2021 vs. Harvard (L, 2-3; led 2-0)
Led by Three Goals and Lost (283 games)	11/7/2015 vs. Quinnipiac (OTL, 4-5; led 3-0, 4-1)
Led by Four Goals and Lost (1,594 games)	3/16/1973 vs. Wisconsin (OTL, 5-6; led 4-0)
PENALTIES	
Did not commit a penalty (30 games)	2/16/2024 vs. Brown (W, 3-0)
Opponent did not commit a penalty (77 games)	12/2/2022 vs. Harvard (OTL, 2-3)
Neither team committed a penalty (173 games)	1/4/2019 at Princeton (W, 3-2)
Neither team had a power-play opportunity (173 games)	1/4/2019 at Princeton (W, 3-2)
<i>Shaded row denotes accomplished during 2024-25 season</i>	
OVERTIMES AND SHOOTOUTS	
Won Home Game in Overtime (2 games)	12/6/2024 vs. Colgate (Charlie Major)
Won Road Game in Overtime (15 games)	1/12/2024 at Arizona State (Ben Robertson)
Won Neutral Site Game in Overtime (32 games)	12/28/2015 vs. Providence (Jeff Kubiak)
Lost Home Game in Overtime (36 games)	12/2/2022 vs. Harvard (Sean Farrell)
Lost Road Game in Overtime (9 games)	2/23/2024 at Clarkson (Mathieu Gosselin)
Lost Neutral Site Game in Overtime (11 games)	3/17/2023 vs. Harvard (Alex Laferriere)
Won Shootout at Home (13 games)	2/17/2024 vs. Yale
Won Shootout on Road (0 games)	1/18/2025 at Quinnipiac
Won Shootout at Neutral Site (7 games)	11/30/2024 vs. Quinnipiac
Lost Shootout at Home (6 games)	11/8/2024 vs. Yale
Lost Shootout on Road (12 games)	1/27/2024 at Dartmouth
Lost Shootout at Neutral Site (6 games)	12/30/2023 vs. Arizona State
TEAM SCORING	
Scored 10+ Goals at Home (29 games)	2/4/2023 vs. Union (W, 10-1)
Scored 10+ Goals on Road (467 games)	2/18/1989 at Brown (W, 10-3)
Scored 10+ Goals at Neutral Site (162 games)	1/4/1985 vs. McGill (T, 10-10)
Allowed 10+ Goals at Home (558 games)	1/21/1987 vs. Colgate (L, 4-10)
Allowed 10+ Goals on Road (142 games)	3/16/2013 at Quinnipiac (L, 0-10)
Allowed 10+ Goals at Neutral Site (131 games)	12/27/1995 vs. Colorado College (L, 0-11)
5-Goal Period at Home (29 games)	2/4/2023 vs. Union (6 goals — 1st period)
5-Goal Period on Road (282 games)	11/15/2002 at Vermont (5 goals — 1st period)
5-Goal Period at Neutral Site (5 games)	3/22/2024 vs. Dartmouth (5 goals — 3rd period)
Two Goals in Under One Minute (1 game)	1/24/2025 vs. Harvard (0:06)
Three Goals in Under Three Minutes (64 games)	2/10/2023 vs. Colgate (2:20)
Four Goals in Under Four Minutes (65 games)	2/4/2023 vs. Union (0:54 & 3:04)
Five Goals in Under Five Minutes (65 games)	2/4/2023 vs. Union (3:35)
SPECIAL TEAMS SCORING	
Scored 3+ Power-Play Goals (65 games)	2/4/2023 vs. Union (6 goals)
Scored 4+ Power-Play Goals (65 games)	2/4/2023 vs. Union (6 goals)
Scored 5+ Power-Play Goals (65 games)	2/4/2023 vs. Union (6 goals)
Allowed 3+ Power-Play Goals (72 games)	1/7/2023 at RPI (4 goals)
Allowed 4+ Power-Play Goals (72 games)	1/7/2023 at RPI (4 goals)
Allowed 5+ Power-Play Goals (592 games)	3/18/2006 vs. Harvard (5 goals)
Scored SHG in Game (10 games)	11/30/2024 vs. Quinnipiac (Dalton Bancroft)
Scored 2+ SHG in Game (403 games)	1/13/2012 at Quinnipiac (Sean Collins & Joel Lowry)
Allowed SHG in Game (0 games)	1/25/2025 vs. Dartmouth (CJ Foley & Cooper Flinton)
Allowed 2+ SHG in Game (0 games)	1/25/2025 vs. Dartmouth (CJ Foley & Cooper Flinton)
Short-Handed Goal in OT (313 games)	11/14/2014 vs. Clarkson (Eric Freschi)
SHG in Consecutive Games (565 games)	2/9/2007 at Union (Mitch Carefoot) 2/10/2007 at RPI (Mark McCutcheon)
EMPTY-NET GOALS	
Empty-Net Goal at Home (5 games)	11/9/2024 vs. Brown (Ryan Walsh)
Empty-Net Goal on Road (10 games)	2/10/2024 at Union (Ondrej Psenicka)
Empty-Net Goal at Neutral Site (0 games)	1/3/2025 vs. UMass (Jonathan Castagna)
Allowed Empty-Net Goal at Home (0 games)	1/25/2025 vs. Dartmouth (CJ Foley)
Allowed Empty-Net Goal on Road (2 games)	1/11/2025 at Sacred Heart (Tyler Ghirardosi)
Allowed Empty-Net Goal at Neutral Site (21 games)	11/24/2018 vs. Harvard (Adam Fox)
Scored Multiple Empty-Net Goals (22 games)	3/22/2024 vs. Dartmouth (2, Nick DeSantis)
Allowed Multiple Empty-Net Goals (96 games)	2/11/2022 at RPI (Jake Johnson & Jakub Lacka)
Scored Extra-Attacker Goal (27 games)	2/24/2024 at St. Lawrence (2, Ondrej Psenicka)
Scored Two Extra-Attacker Goals (27 games)	2/24/2024 at St. Lawrence (2, Ondrej Psenicka)
Allowed Extra-Attacker Goal (10 games)	11/30/2024 vs. Quinnipiac (Aaron Schwartz)
Allowed Two Extra-Attacker Goals (110 games)	12/4/2021 at Clarkson (Lukas Kaelble, Anthony Romano, Zach Tsekos)
PENALTY SHOTS	
Scored on Penalty Shot (43 games)	12/2/2023 vs. Colgate (Sullivan Mack)
Unsuccessful on Penalty Shot (55 games)	3/23/2023 vs. Denver (Nick DeSantis)
Allowed Goal on Penalty Shot (37 games)	1/20/2024 vs. Quinnipiac (Alex Power)
Stopped Shooter on Penalty Shot (105 games)	1/8/2022 at North Dakota (Mark Senden)
GOALTENDING FEATS	
Scored a Goal (339 games)	11/26/2013 vs. Niagara (Mitch Gillam)
Recorded a Point (13 games)	11/16/2024 at Harvard (Ian Shane — assist)
Made 30+ Saves (13 games)	11/16/2024 at Harvard (Ian Shane, 32 saves)
Made 40+ Saves (92 games)	2/25/2022 at Quinnipiac (Ian Shane, 42 saves)
Made 50+ Saves (350 games)	3/17/2013 at Quinnipiac (Andy Iles — 60 saves)
Made 60+ Saves (350 games)	3/17/2013 at Quinnipiac (Andy Iles — 60 saves)