

CORNELL BIG RED

2024-25 MEN'S HOCKEY GAME NOTES

TWO NATIONAL CHAMPIONSHIPS (1967, 1970) | 26 IVY LEAGUE CHAMPIONSHIPS | 13 ECAC HOCKEY CHAMPIONSHIPS

2024-25 SCHEDULE

OCTOBER

26 **TORONTO (EXH.)** (ESPN+) W, 6-2

NOVEMBER (4-2-3, 2-2-2 ECAC)

1 **#7 NORTH DAKOTA** (ESPN+/SNY) W, 4-1

2 **#7 NORTH DAKOTA** (ESPN+) W, 5-3

8 **YALE*** (ESPN+) T, 2-2 (SOL)

9 **BROWN*** (ESPN+) W, 3-1

15 at #17 Dartmouth* (ESPN+) L, 3-4

16 at #20 Harvard* (ESPN+/NESN) T, 2-2 (SOW)

22 **#18 QUINNIPIAC*** (ESPN+/TSN+) L, 1-3

23 **PRINCETON*** (ESPN+) W, 5-0

FROZEN APPLE (NEW YORK, N.Y.)

30 vs. #18 Quinnipiac (ESPN+/TSN+) T, 3-3 (SOW)

DECEMBER (1-1-0, 1-1-0 ECAC)

6 **COLGATE*** (ESPN+/SNY) W, 3-2 (OT)

7 at Colgate* (ESPN+) L, 3-6

JANUARY (1-2-1)

DESERT HOCKEY CLASSIC (TEMPE, ARIZ.)

3 vs. UMass (NCHC.tv) W, 4-2

4 at #19 Arizona State (NCHC.tv) L, 0-4

10 at Sacred Heart (FloHockey) T, 1-1 (SOW)

11 at Sacred Heart (FloHockey/SNY) L, 2-4

17 at Princeton* (ESPN+/SNY) 7 p.m.

18 at #16 Quinnipiac* (ESPN+/NESN) 7 p.m.

24 **HARVARD*** (ESPN+) 7 p.m.

25 **DARTMOUTH*** (ESPN+) 7 p.m.

31 at St. Lawrence* (ESPN+) 7 p.m.

FEBRUARY

1 at #20 Clarkson* (ESPN+) 7 p.m.

7 **RPI*** (ESPN+) 7 p.m.

8 **UNION*** (ESPN+) 7 p.m.

14 at Brown* (ESPN+) 7 p.m.

15 at Yale* (ESPN+) 7 p.m.

21 **#20 CLARKSON*** (ESPN+) 7 p.m.

22 **ST. LAWRENCE*** (ESPN+) 7 p.m.

28 at Union* (ESPN+) 7 p.m.

MARCH

1 at RPI* (ESPN+) 7 p.m.

All game times Eastern, subject to change

* - Denotes Ivy League contest

Bold Red CAPS denotes home game



MEDIA CONTACT

MARSHALL HAIM

Assistant Director of Athletic Communications

✉ mh2348@cornell.edu

☎ (716) 465-4945 (mobile)

CORNELL BIG RED

AT

GAME NO. 16 | FRIDAY, JAN. 17 | 7 P.M. | PRINCETON, N.J. | HOBEY BAKER MEMORIAL RINK | CORNELL LEADS SERIES, 101-54-8

6-5-4

OVERALL

3-3-2

ECAC HOCKEY

RV/RV

USCHO/USA TODAY

Mike Schafer

30TH SEASON AS HEAD COACH

548-294-115 (.633)

30TH SEASON AT CORNELL

PRINCETON TIGERS

6-8-1

OVERALL

3-6-1

ECAC HOCKEY

—/—

USCHO/USA TODAY

Ben Syer

1ST SEASON AS HEAD COACH

6-8-1 (.433)

1ST SEASON AT PRINCETON

CORNELL BIG RED

AT

GAME NO. 17 | SATURDAY, JAN. 18 | 7 P.M. | HAMDEN, CONN. | M&T BANK ARENA | CORNELL LEADS SERIES, 27-21-5

6-5-4

OVERALL

3-3-2

ECAC HOCKEY

RV/RV

USCHO/USA TODAY

Mike Schafer

30TH SEASON AS HEAD COACH

548-294-115 (.633)

30TH SEASON AT CORNELL

13-7-1

OVERALL

8-3-0

ECAC HOCKEY

16/15

USCHO/USA TODAY

Rand Pecknold

31ST SEASON AS HEAD COACH

655-354-106 (.635)

31ST SEASON AT QUINNIPIAC

WEEKEND INFORMATION

FRIDAY BROADCAST



Play-by-Play: Jeff O'Connor

Analyst: Jonny Lazarus

Live Stats: cornellbigred.com

SATURDAY BROADCAST



Play-by-Play: Phil Giubileo

Analyst: Rich Coppola

Live Stats: cornellbigred.com

RADIO BROADCASTS



Play-by-Play: Jason Weinstein

Radio Stream: cortacatoday.com

PUCK DROP

► The Cornell men's hockey team begins the home stretch of ECAC Hockey play this weekend, concluding its seven-game road trip, when it travels to Princeton and No. 16-ranked Quinnipiac.

► Puck drop for both contests on the weekend are slated for 7 p.m. and will air live on ESPN+. Both games will also be regionally broadcast on SNY (Friday) and NESN (Saturday), as well as being available over the airwaves on WHCU (870 AM, 97.7 FM, cortacatoday.com), featuring **JASON WEINSTEIN** on play-by-play.

WEEKEND REWIND

► Cornell is coming off a 0-1-1 weekend at Sacred Heart last weekend, where the Big Red opened the two-game series against the Pioneers with a 1-1 tie on Friday night before falling 4-2 in the series finale on Saturday afternoon.

► Senior forward **ONDREJ PSENICKA** scored the lone goal for Cornell on Friday. Sophomore forward **RYAN WALSH** factored on both Big Red goals on Saturday, scoring the first goal and assisting on fellow sophomore forward **JAKE KRAFT**'s third-period goal that cut Sacred Heart's lead to 3-2 with under five minutes left.

► **IAN SHANE** started both games for Cornell, but was pulled after allowing the third goal in Saturday's loss. Shane concluded the weekend stopping 24 of 28 shots he faced while junior netminder **REMINGTON KEOPPLE** stopped all 10 shots he faced in relief of Shane on Saturday.

KEMPF NOMINATED FOR NATIONAL AWARD

► For the second consecutive season, senior defenseman **HANK KEMPF** has been nominated for the Hockey Humanitarian Award, it was announced Tuesday afternoon by the Hockey Humanitarian Award Foundation.

► One of 14 nominees for this year's award, the honor is bestowed yearly upon college hockey's finest citizen — a student-athlete who makes significant contributions not only to his or her team but to the community at-large through leadership in volunteerism.

► Kempf is one of two student-athletes representing ECAC Hockey on this year's nominee list, joining St. Lawrence women's hockey graduate student Sarah Thompson, who was also a finalist for last year's award.

► Kempf's nomination is the 10th time a Cornell player has been nominated for the Hockey Humanitarian Award, and is the first Big Red student-athlete to ever be nominated for the award multiple times.



► A finalist for last year's award, Kempf is one of two Cornell men's hockey players (**SAM PAOLINI** '03, who won the award in 2003) to be named a finalist for the Hockey Humanitarian Award.

CORNELL RECORD BOOK

HOCKEY HUMANITARIAN AWARD NOMINEES Cornell Program History

PLAYER	SEASON	FINALIST?
Erin Schmalz	1998-99	Yes
Colette Bredin	1999-00	No
Leona Bilodeau	2000-01	No
Sam Paolini	2002-03	Won
Topher Scott	2007-08	No
Andy Iles	2013-14	No
Alyssa Gagliardi	2013-14	Yes
Morgan Richardson	2015-16	Yes
► Hank Kempf	2023-24	Yes
► Hank Kempf	2024-25	TBD

2024-25 CORNELL MEN'S HOCKEY ROSTER

NO	NAME	POS	HT	WT	YR	S/C	HOMETOWN	LAST TEAM	NHL	YR / RD / PICK
2	Liam Steele	D	6-4	240	So.	R	Cobham, England	Salmon Arm Silverbacks (BCHL)		
3	Jack O'Brien	D	6-0	184	Jr.	L	White Rock, British Columbia	Nanaimo Clippers (BCHL)		
4	Hank Kempf	D	6-2	203	Sr.	L	Wilmette, Ill.	Muskegon Lumberjacks (USHL)		2021 / 7 / 208
5	Hoyt Stanley	D	6-3	203	So.	R	West Vancouver, British Columbia	Victoria Grizzlies (BCHL)		2023 / 4 / 108
6	George Fegaras	D	6-2	212	So.	R	Richmond Hill, Ontario	Muskegon Lumberjacks (USHL)		2022 / 3 / 83
7	Jimmy Rayhill	D	5-9	174	Sr.	R	New Hartford, N.Y.	Odessa Jackalopes (NAHL)		
8	Luke Devlin	F	6-3	209	So.	L	Memphis, Tenn.	West Kelowna Warriors (BCHL)		2022 / 6 / 182
9	Jack O'Leary	F	5-7	158	Sr.	R	St. James, N.Y.	Cedar Rapids RoughRiders (USHL)		
10	Jake Kraft	F	5-8	180	So.	L	Churchville, N.Y.	Cedar Rapids RoughRiders (USHL)		
11	Sean Donaldson	F	5-11	192	Jr.	L	Vancouver, British Columbia	Nanaimo Clippers (BCHL)		
12	Tim Rego	D	6-0	186	Sr.	R	Mansfield, Mass.	Brooks Bandits (AJHL)		
13	Marian Mosko	D	5-11	181	So.	L	Visolaje, Slovakia	Fargo Force (USHL)		
14	Ryan Walsh	F	6-1	188	So.	R	Rochester, N.Y.	Cedar Rapids RoughRiders (USHL)		2023 / 6 / 188
15	Tyler Catalano	F	6-4	216	So.	R	St. Louis, Mo.	Youngstown Phantoms (USHL)		
16	Charlie Major	F	5-10	180	Fr.	R	Skaneateles, N.Y.	Chicago Steel (USHL)		
17	Dalton Bancroft	F	6-3	207	Jr.	R	Madoc, Ontario	Trenton Golden Hawks (OJHL)		
18	Kyler Kovich	F	6-2	185	Sr.	L	Coquitlam, British Columbia	Tri-City Storm (USHL)		
19	Sullivan Mack	F	6-1	194	Sr.	L	Anchorage, Alaska	Salmon Arm Silverbacks (BCHL)		
21	Ben Robertson	D	5-11	191	So.	L	Potomac Falls, Va.	Waterloo Black Hawks (USHL)		
22	Kyle Penney	F	6-1	210	Sr.	L	Lawrencetown, Nova Scotia	Chilliwack Chiefs (BCHL)		
23	Winter Wallace	F	6-4	222	Jr.	R	Boulder, Colo.	Youngstown Phantoms (USHL)		
24	Nicholas Wolfenberg	D	6-2	212	Fr.	R	Calgary, Alberta	Okotoks Oilers (BCHL)		
26	Ondrej Psenicka	F	6-6	209	Sr.	L	Praha, Czechia	Waterloo Black Hawks (USHL)		
27	Michael Suda	D	6-1	187	Sr.	L	Cheektowaga, N.Y.	Fargo Force (USHL)		
28	Nick DeSantis	F	5-9	163	Jr.	R	Collegeville, Pa.	Madison Capitols (USHL)		
29	Parker Murray	F	6-5	229	Fr.	L	Manhattan Beach, Calif.	Chilliwack Chiefs (BCHL)		
30	Ian Shane	G	6-0	176	Sr.	L	Manhattan Beach, Calif.	Bismarck Bobcats (NAHL)		
33	Remington Keopple	G	6-2	184	Jr.	L	New Richmond, Wis.	Des Moines Buccaneers (USHL)		
37	Justin Katz	G	6-1	176	Fr.	R	Montréal, Québec	Powell River Kings (BCHL)		
38	Jonathan Castagna	F	6-2	200	So.	L	Etobicoke, Ontario	St. Andrew's College		2023 / 3 / 70

COACHING AND SUPPORT STAFF

Head Coach:	Mike Schafer '86
Associate Head Coach:	Casey Jones '90
Assistant Coach:	Sean Flanagan
Dir. of Hockey Ops./Ast. Coach:	Corey Leivermann
Equipment Manager:	Sean Schmidt
Athletic Trainer:	Kait Petryszyn
Team Physician:	Dr. Dave Wentzel
Strenght & Conditioning:	Mike Missen

PRUH-NUHN-SEE-AY-SHN GUIDE




















4	Hank Kempf	KEHM-pf
6	George Fegaras	fegh-AIR-ess
12	Tim Rego	REE-go
13	Marian Mosko	MAA-skau
17	Dalton Bancroft	BAN-crawft
18	Kyler Kovich	KOH-vich
26	Ondrej Psenicka	AWN-dray zeh-NEET-skuh
27	Michael Suda	SOO-duh
28	Nick DeSantis	duh-SAN-tuhs
33	Remington Keopple	KEH-puhl
38	Jonathan Castagna	KUH-stan-yuh
HC	Mike Schafer	SHAY-fuhr
AT	Kait Petryszyn	puh-TRISH-in

ROSTER BREAKDOWN

BY CLASS

FRESHMAN (4)	SOPHOMORES (10)	JUNIORS (6)	SENIORS (10)
16 Major	2 Steele	3 O'Brien	4 Kempf
24 Wolfenberg	5 Stanley	11 Donaldson	7 Rayhill
29 Murray	6 Fegaras	17 Bancroft	9 O'Leary
37 Katz	8 Devlin	23 Wallace	12 Rego
	10 Kraft	28 DeSantis	18 Kovich
	13 Mosko	33 Keopple	19 Mack
	14 Walsh		22 Penney
	15 Catalano		26 Psenicka
	21 Robertson		27 Suda
	38 Castagna		30 Shane

BY STATE

 New York 6	 Alberta 1	 Massachusetts 1	 Slovakia 1
 British Columbia 4	 Colorado 1	 Missouri 1	 Tennessee 1
 Ontario 3	 Czechia 1	 Nova Scotia 1	 Virginia 1
 California 2	 England 1	 Pennsylvania 1	 Wisconsin 1
 Alaska 1	 Illinois 1	 Québec 1	

CORNELL QUICK FACTS

GENERAL INFORMATION

Location:	Ithaca, N.Y.
Enrollment:	26,284 (16,071 undergraduate)
Founded:	1865
Nickname:	Big Red
School Colors:	Carnelian Red (Pantone 187) and White
Conference:	Ivy League / ECAC Hockey
Interim President:	Michael I. Kotlikoff
Meakam Smith Director of Athletics:	Dr. Nicki Moore
Athletics Website:	CornellBigRed.com
Ticket Office Phone:	(607) 255-4247
Ticket Office Website:	BigRedTix.com
Facebook:	/CornellSports
X (formerly Twitter):	@CornellSports @CornellMHockey
Instagram:	@CornellSports @cornellMHockey

HISTORY

Seasons of Hockey:	108th
First Varsity Season:	1900-01
All-Time Record:	1237-769-164 (.608)
ECAC Hockey Regular-Season Titles (last):	11 (2020)
Ivy League Regular-Season Titles (last):	26 (2024)
ECAC Hockey Championship Titles (last):	13 (2024)
NCAA Tournament Appearances (last):	24 (2024)
Most Consecutive NCAA Appearances:	4 (1967-70)
Frozen Four Appearances:	8 (2003)
National Championships:	2 (1967, 1970)
NCAA Tournament Record:	21-25 (.457)

LYNAH RINK

Year Opened (Season):	1957 (68th)
Capacity:	4,267
All-Time Record:	618-233-73 (.708)
Under Mike Schafer:	289-108-48 (.703)

COACHING / SUPPORT STAFF

Head Coach:	Mike Schafer (Cornell '86)
Record at Cornell:	548-294-115 (.633)
Overall Record:	Same as above
Associate Head Coach:	Casey Jones (Cornell '90)
Assistant Coach:	Sean Flanagan (St. Lawrence '10)
Dir. of Hockey Ops./Ast. Coach:	Corey Leivermann (Gustavus Adolphus '14)
Equipment Manager:	Sean Schmidt (Ferris State '09)
Athletic Trainer:	Kait Petryszyn (SUNY Cortland '22)

2023-24 IN REVIEW

Overall Record:	22-7-6 (.714)
ECAC Hockey Record (Finish):	12-6-4 (.636) — 2nd
Home Record:	10-3-2 (.733)
Road Record:	8-3-2 (.692)
Neutral Record:	4-1-2 (.714)
ECAC Hockey Tournament:	No. 2 seed / Championship Beat St. Lawrence in ECAC Hockey Championship, 3-1
NCAA Tournament:	No. 3 seed / Regional Final Beat Maine in semis, 3-1; Lost to Denver in final, 2-1
USCHO.com Poll Ranking (final):	9th
USA Hockey/The Rink Live Poll Ranking (final):	9th

2024-25 TEAM INFORMATION

Letterwinners Returning / Lost:	26 / 2
Newcomers:	4
Fr / So / Jr / Sr:	4 / 10 / 6 / 10


#YELLCORNELL


TALE OF THE TAPE


as of 1/15/25

			
Overall Record	6-5-4	6-8-1	13-7-1
60-Minute Record	5-5-5	6-7-2	12-6-2
Overtime Record	1-0-4	0-1-1	1-1-1
Shootout Record	3-1	0-1	0-1
Team Offense	2.73	2.00	3.24
National Rank	36th	T-58th	14th
Conference Offense	2.75	2.00	2.73
Conference Rank	5th	T-10th	6th
Team Defense	2.53	2.47	2.33
National Rank	26th	T-21st	14th
Conference Defense	2.50	2.80	1.82
Conference Rank	5th	T-7th	1st
PP Percentage	.111	.214	.284
National Rank	59th	24th	3rd
Conference PP. Pct.	.192	.214	.286
Conference Rank	7th	6th	3rd
Penalty Kill Pct.	.756	.795	.877
National Rank	51st	34th	7th
Conference PK Pct.	.667	.733	.893
National Rank	12th	10th	2nd

FACEOFF PERCENTAGES

	CORNELL (53.2%; 12th)	W	L	PCT
14	Ryan Walsh	173	139	.554
38	Jonathan Castagna	125	102	.551
16	Charlie Major	73	67	.521
15	Tyler Catalano	52	52	.500
22	Kyle Penney	12	14	.462

	PRINCETON (48.8%; 42nd)	W	L	PCT
13	Drew Garzone	101	84	.546
26	Luc Pelletier	54	51	.514
14	Carson Buydens	91	100	.476
16	Brendan Gorman	139	157	.470
7	Kai Daniels	7	12	.368

	QUINNIPIAC (54.4%; 7th)	W	L	PCT
14	Victor Czerneckianiar	207	138	.600
17	Travis Treloar	148	123	.546
27	Andon Cerbone	40	38	.513
28	Chris Pelosi	126	127	.498
20	Mason Marcellus	44	58	.431

THE GAME IS ON HIS STICK

► Junior forward **DALTON BANCROFT** broke open a 2-2 tie with his third-period goal to guide Cornell to a 4-2 victory over UMass on Jan. 3 in the first semifinal of the Desert Hockey Classic in Tempe, Ariz. Bancroft's goal was his third game-winning goal of the season and the seventh of his Cornell career.

► Bancroft became the first Cornell player to have at least three game-winning goals across the first 12 games of a season since forward **MATT STIENBURG** '23 also had three game-winners in the first 12 games of the 2021-22 season.

► With a game-winning goal this weekend, Bancroft would become the first Cornell player to have at least four game-winning goals within the first 17 games of a season since defenseman **NICK D'AGOSTINO** '13 (five) in 2011-12. No Cornell forward has had four game-winning goals in the first 17 games of a campaign since **DOUG MARRETT** '74 also had four game-winners in 1972-73.

► Entering this weekend, Bancroft is tied with 33 players for the eighth-most game-winning goals. Bancroft is tied for the ECAC Hockey lead in game-winning goals with Clarkson forward Ayrton Martino, Colgate forward Daniel Panetta, and Dartmouth defenseman John Fusco.

► Nationally, only Denver's Sam Harris and Michigan State's Daniel Russell (six), Boston College's Ryan Leonard and Western Michigan's Tim Washe (five), and Ferris State's Caiden Gault, Michigan's Michael Hage, and Minnesota State's Rhett Pitlick (four) have more game-winning goals this season.

BE VERY VERY QUIET, HE'S HUNTING BOBCATS!

► With his short-handed goal against Quinnipiac in the Frozen Apple at Madison Square Garden on Nov. 30, junior forward **DALTON BANCROFT** scored his sixth goal against Quinnipiac, tying **JOE DEVIN** '11 (10 games) and **MITCH VANDERLAAN** '19 (13 games) for the most goals scored against the Bobcats in program history.

► Bancroft (6-1—7) is currently in a six-way tie with Devin (6-1—7), **NICK D'AGOSTINO** (3-4—7), **YANNI KALDIS** (1-6—7), **JEFF KUBIAK** (4-3—7), and **BRENDON NASH** (1-6—7) for the third-most points against Quinnipiac in Cornell history.

► With a point Saturday, Bancroft will match **GREG MILLER** (2-6—8) for the second-most points versus Quinnipiac in program history. The current points leader against Quinnipiac is Vanderlaan, who had 10 points (six goals, four assists) in 13 games against the Bobcats.

CORNELL RECORD BOOK

MOST GWG OVER TEAM'S FIRST 15 GAMES
Cornell Single Season

PLAYER	SEASON	GWG
Edmund 'Stubby' Magner	1910-11	6
Nick D'Agostino	2011-12	5
Dave Ferguson	1964-65	4
Dave Ferguson	1965-66	4
Larry Fullan	1970-71	4
Doug Marrett	1972-73	4
► 34 times, Last: Dalton Bancroft	2024-25	3

CORNELL RECORD BOOK

MOST POINTS ALL-TIME AGAINST QUINNIPIAC
Program History

PLAYER	SEASONS	GP	G	A	PTS
Mitch Vanderlaan	2015-19	13	6	4	10
Greg Miller	2009-13	14	2	6	8
Brendon Nash	2006-10	9	1	6	7
Joe Devin	2007-11	10	6	1	7
Nick D'Agostino	2009-13	14	3	4	7
Jeff Kubiak	2013-17	10	4	3	7
Yanni Kaldis	2016-20	10	1	6	7
► Dalton Bancroft	2022-25	5	6	1	7

MEDIA INFORMATION

ATHLETIC COMMUNICATIONS

Jeremy Hartigan

Sr. Associate Director of Athletics for Communications

Marshall Haim

Assistant Director of Athletic Communications (MIH)

Phone: (716) 465-4945

Email: mh2348@cornell.edu

TBA

Assistant Director of Athletic Communications

Aaron Kelly

Assistant Director of Athletic Communications

Sydney Duenckel

Athletic Communications Intern

Emily Sweeney

Athletic Communications Intern

MEDIA CREDENTIALS

► All media credential requests must be submitted to the Cornell men's hockey SID, Marshall Haim, at least 48 hours in advance of the desired game(s) in which the media member(s) are requesting.

► If approved for media credentials, media members can acquire their credential at the will-call window inside Bartels Hall, the building connected to the east of Lynah Rink.

WEEKLY MEDIA AVAILABILITY

► **MIKE SCHAFER** '86 and requested Cornell men's hockey student-athletes will be made available to the media each week throughout the season. Media availability will be held following every Tuesday practice, at approximately 5 p.m. Times and dates subject to change. Specific student-athlete requests should be made through Cornell's athletic communications office at least 24 hours in advance.

INTERVIEW REQUESTS

► Outside of weekly media availability, interview requests for student-athletes and coaching staff members may be requested through the Cornell athletic communications office. Every interview request will be attempted to be accommodated, but student-athletes are requested to not miss any classes, study halls, practices, or any potential medical treatments.

PRACTICES

► All Cornell men's hockey practices and morning skates are not open to the public.

POSTGAME INTERVIEWS

► **MIKE SCHAFER** '86, the Jay R. Bloom '77 Head Coach of Cornell Men's Ice Hockey, and selected student-athletes will be made available to the media following a 10-minute cooling down period.

► All postgame interviews involving Cornell at Lynah Rink will be conducted inside the hockey office. On the road, postgame interviews will take place in a designated area or outside the team's dressing room.

DRESSING ROOM ACCESS

► The Cornell men's hockey dressing room, both at home and on the road, is closed to all media members.

LYNAH RINK PRESS BOX

► Line charts and game notes will be made available for the working media inside the Lynah Rink press box at least 90 minutes prior to puck drop. Wireless internet access is available inside Lynah Rink for working media members only.

CORNELL
HOCKEY

THIS DAY IN CORNELL MEN'S HOCKEY HISTORY

JAN.

17

Cornell is 7-9-1 all-time on Jan. 17; 3-4-1 under **MIKE SCHAFER**

Jan. 17, 2003: Cornell scored a trio of goals in the first and second periods en route to its 6-0 shutout at the Achilles Center. **RYAN VESCE** (2-1—3) led the Big Red with his three-point night, while defenseman **TRAVIS BELL** chipped in a pair of assists. Goaltender **DAVE LeNEVEU** made 17 saves to earn the shutout.

MISTER RELIABLE

► Sophomore forward **RYAN WALSH** leads all Cornell centermen with 173 faceoff wins this season, tied for 58th nationally and ranking sixth in ECAC Hockey, trailing Clarkson's Ellis Rickwood (222), Quinnipiac's Victor Czerneckianair (207), Brown's Max Scott (205), RPI's Jakob Lee (190), and Dartmouth's Sean Chisholm (186).

► Walsh has won 55.4 percent of the draws he has taken this season (173-of-312) ranking 33rd nationally among Division I players with at least 150 faceoff wins. He ranks fifth among ECAC Hockey players, trailing Czerneckianair (207-of-345 — .600), Rickwood (222-of-376 — .590), Chisholm (186-of-331 — .562), and Lee (190-of-342 — .556).

► This season, Walsh has recorded a double-digit faceoff win total in 10 games and has won at least 13 draws on eight occasions, tied with Holy Cross' Jack Stockfish, Maine's Harrison Scott, North Dakota's Jake Schmaltz, RIT's Simon Isabelle, Western Michigan's Tim Washe, and Wisconsin's Gavin Morrissey for the eighth-most games with at least 13 faceoff wins. Air Force's Clayton Cosentino (14), Notre Dame's Danny Nelson (13), Bemidji State's Jackson Jutting, Bentley's Ethan Leyh, and Niagara's Tyler Wallace (12), and Northeastern's Jack Williams and Brown's Max Scott (9) have more games with 13-plus faceoff wins.

► Entering this weekend's slate, Walsh is one of 14 Division I players to average at least 11.50 faceoff wins per game this season. Scott (13.67), Nelson (13.50), Cosentino (12.79), Leyh (12.55), Wallace (12.22), Jutting (12.18), Stockfish (11.95), Denver's Carter King (11.86), Minnesota Duluth's Dominic James (11.68), Arizona State's Artem Shlaine (11.64), Chisholm (11.63), and Isabelle and RIT's Tyler Fukukasa (11.59) are those ahead of Walsh.

SHANE'S WORLD, IT'S PARTY TIME, EXCELLENT!

► Senior goaltender **IAN SHANE** has excelled inside the blue paint during his time on East Hill. Over his 99 career appearances between the pipes for the Big Red, Shane has a 55-26-14 record with a 1.82 goals-against average and a .918 save percentage.

► Shane's 55 career victories ranks sixth among Cornell goaltenders in program history. Entering this weekend, Shane is three wins shy of tying **ANDY ILES** '14 for fifth in program history. The 55 wins makes Shane one of five active Division I goaltenders with 50-plus career victories, joining Western Michigan's Cameron Rowe (64), Wisconsin's Tommy Scarfone (63), Boston University's Mathieu Caron (52), and Denver's Matt Davis (50).

► After making 24 saves to earn his 12th career shutout in a 5-0 victory over Princeton on Nov. 23, Shane's 12 shutouts are tied with Scarfone for the most by all active Division I goaltenders. Both netminders have three more shutouts than North Dakota graduate student T.J. Semptimphelter (nine).

► The 12 shutouts rank fifth all-time among Cornell goaltenders, one shy of matching Cornell Athletics and Hockey Hall of Famer **KEN DRYDEN** '69, who assumes fourth place with 13 shutouts.

► Entering this weekend, Shane's 1,939 career saves rank as the 11th-most stops by a Cornell goaltender in program history. Shane enters this weekend 49 stops shy of surpassing Dryden and officially entering the top 10 in Big Red history, as well as 61 saves away from becoming Cornell's 10th player in program history to reach the 2,000-save plateau.

ECAC HOCKEY LEADERS

MOST FACEOFF WINS THIS SEASON

ECAC Hockey Leaders (as of 1/15/23)

PLAYER	SCHOOL	FOW
Ellis Rickwood	Clarkson	222
Victor Czerneckianair	Quinnipiac	207
Max Scott	Brown	205
Jakob Lee	RPI	190
Sean Chisholm	Dartmouth	186
► Ryan Walsh	Cornell	173

TOP FACEOFF WIN PERCENTAGES (Min. 150 FOW)

ECAC Hockey Leaders (as of 1/15/23)

PLAYER	SCHOOL	FO%
Victor Czerneckianair	Quinnipiac	.600
Ellis Rickwood	Clarkson	.590
Sean Chisholm	Dartmouth	.562
Jakob Lee	RPI	.556
► Ryan Walsh	Cornell	.554
Max Scott	Brown	.509

CORNELL RECORD BOOK

MOST GOALTENDER WINS

Cornell Program History

PLAYER	SEASONS	WINS
1. Ken Dryden	1966-69	76
2. David McKee	2003-06	65
Ben Scrivens	2006-10	65
4. Matthew Galajda	2017-20	60
5. Andy Iles	2010-14	58
► 6. Ian Shane	2021-Pres.	55

MOST GOALTENDER SHUTOUTS

Cornell Modern Era (Since 1957-58)

PLAYER	SEASONS	SHO
1. Ben Scrivens	2006-10	19
Matthew Galajda	2017-20	19
3. Dave McKee	2003-06	18
4. Ken Dryden	1966-69	13
► 5. Ian Shane	2021-Pres.	12

MOST GOALTENDER SAVES

Cornell Modern Era (Since 1957-58)

PLAYER	SEASONS	SAVES
1. Andy Iles	2010-14	2,988
8. Darren Eliot	1979-83	2,143
9. Matt Underhill	1998-02	2,052
10. Ken Dryden	1966-69	1,987
► 11. Ian Shane	2021-Pres.	1,939

NCAA RANKINGS

DCU / USCHO.com Poll (as of 1/15/25)
Bold denotes Cornell opponent in 2024-25

TEAM	RECORD	LAST	PTS
1. Michigan State (48)	18-2-2	1	997
2. Boston College	14-4-1	2	903
3. Minnesota	18-4-2	3	888
4. Western Michigan	13-4-1	4	806
5. Maine	15-4-2	7	792
6. Providence (1)	15-3-2	5	784
7. Denver (1)	17-5-0	6	767
8. Ohio State	15-6-1	11	583
9. UMass Lowell	12-6-2	8	556
10. Michigan	13-8-1	9	523
11. Boston University	11-7-1	15	461
12. Minnesota State	15-5-2	12	372
13. Arizona State	11-8-1	16	368
14. North Dakota	12-8-1	14	347
15. St. Cloud State	11-9-0	10	336
16. Quinnipiac	13-7-1	20	262
17. UConn	11-8-1	RV	219
18. Colorado College	10-9-1	13	117
19. New Hampshire	10-6-3	17	98
20. Clarkson	12-6-2	19	92

Receiving votes: Augustana (79), **Cornell (38)**, **UMass (35)**, Wisconsin (29), **Sacred Heart (15)**, Bentley (9), Michigan Tech (8), **Dartmouth (6)**, Northeastern (4), Bowling Green (3), Niagara (2), Omaha (1)

USA Hockey/The Rink Live Poll (as of 1/15/25)
Bold denotes Cornell opponent in 2024-25

TEAM	RECORD	LAST	PTS
1. Michigan State (33)	18-2-2	1	678
2. Boston College	14-4-1	2	629
3. Minnesota	18-4-2	3	598
4. Providence	15-3-2	4	544
5. Western Michigan	13-4-1	5	542
6. Denver (1)	17-5-0	6	529
Maine	15-4-2	7	529
8. Ohio State	15-6-1	11	396
9. UMass Lowell	12-6-2	8	385
10. Michigan	13-8-1	9	372
11. Boston University	11-7-1	13	353
12. Minnesota State	15-5-2	12	239
13. Arizona State	11-8-1	15	227
14. St. Cloud State	11-9-0	10	223
15. Quinnipiac	13-7-1	18	185
16. North Dakota	12-8-1	17	171
17. UConn	11-8-1	RV	168
18. New Hampshire	10-6-3	16	112
19. Colorado College	10-9-1	14	91
20. Clarkson	12-6-2	19	49

Receiving votes: Augustana (38), **Cornell (31)**, **UMass (26)**, Wisconsin (12), **Dartmouth (9)**, Northeastern (3), Omaha (1)

THIS DAY IN CORNELL MEN'S HOCKEY HISTORY

JAN.

18

Cornell is 15-6-3 all-time on Jan. 18; 6-0-2 under **MIKE SCHAFER**

Jan. 18, 1978: **LANCE NETHERY** (three goals, two assists) and **ROY KERLING** (one goal, four assists) both registered five-point nights as Cornell defeated Clarkson, 10-2, at Walker Arena in Potsdam, N.Y. **BROCK TREDWAY** also chipped in a pair of goals for the Big Red en route to the victory.

JOINING RAREFIED COMPANY

► With an appearance between the pipes this weekend, senior goaltender **IAN SHANE** will become the fourth Big Red goaltender in program history to appear in 100 career games with Cornell, joining **ANDY ILES** '14 (118 games), **BEN SCRIVENS** '10 (117 games), and **DAVID MCKEE** '06 (102 games).

► Among active Division I goaltenders, Shane would become the sixth netminder to register 100 career appearances, joining Western Michigan's Cameron Rowe (117 games), Boston University's Mathieu Caron (107 games), Wisconsin's Tommy Scarfone (107 games), Clarkson's Ethan Langenegger (103 games), and Bemidji State's Mattias Sholl (102 games).

MAKING A NAME FOR HIMSELF

► Senior goaltender **IAN SHANE** boasts a 1.82 career goals-against average, standing as the 11th-best figure in Division I hockey history. Shane is among 35 goalies with a sub-2.00 goals-against average while logging at least 1,500 minutes between the pipes.

► Shane's career goals-against average currently trails LeNeveu (1.29), Quinnipiac's Yaniv Perets (1.34), Minnesota State's Dryden McKay (1.46), Michigan State and 18-year NHL veteran Ryan Miller (1.54), UMass' Filip Lindberg (1.58), Dryden (1.59), UMass Lowell and current Winnipeg Jets goaltender Connor Hellebuyck (1.60), former Big Red netminders Galajda (1.70) and **DAVID MCKEE** (1.72), and Maine's Albin Boija (1.76).

► Cornell has five of the top 10 career goals-against averages in NCAA history and is the lone program with multiple representatives within the top 10.

► **BEN SCRIVENS** '10 recorded a goals-against average of 1.93, leading Cornell to have six of the 35 sub-2.00 career goals-against averages in NCAA history — the highest number for any Division I program. Other Division I programs with multiple sub-2.00 averages include Quinnipiac (four), Maine and Notre Dame (three each), and Denver, Miami, Michigan State, and UMass (two each).

► Among active Division I goaltenders who have played at least 1,500 minutes, Shane is one of only two netminders with a career goals-against average below 2.00, joining Boija.

'TENDY POINT!'

► Senior goaltender **IAN SHANE** recorded an assist on senior defenseman **TIM REGO**'s second-period goal against Harvard on Nov. 16, becoming Cornell's first goaltender to earn a point since **MATTHEW GALAJDA** assisted **MORGAN BARRON** on a power-play goal in the second period of a 6-0 shutout of Brown on March 22, 2019, at the 2019 ECAC Hockey Championship semifinals in Lake Placid, N.Y.

► Shane became the 25th goaltender in Cornell history to record a point and the 24th to earn an assist.

► Paired with his 32 saves in the Big Red's tie with the Crimson, Shane became the 10th Cornell goaltender to make 30 saves and have an assist in the same game, joining **STEVE KELLEHER**, **DAVE CHRASTINA**, **DARREN ELIOT** (twice), **DOUG DADSWELL**, **CORRIE D'ALESSIO**, **IAN BURT**, **BEN SCRIVENS**, **MITCH GILLAM**, and Galajda.

► Should Shane record another assist this season, he would be the fifth Big Red goaltender to have multiple points in a season, joining Kelleher (two assists in 1973-74), **PARRIS DUFFUS** (three assists in 1991-92), **TROY DAVENPORT** (two assists in 2006-07), and Gillam (two assists in 2014-15).

CORNELL RECORD BOOK

MOST GOALTENDING APPEARANCES
Cornell Program History

PLAYER	SEASONS	GP
1. Andy Iles	2010-14	118
2. Ben Scrivens	2006-10	117
3. David McKee	2003-06	102
► 4. Ian Shane	2021-Pres.	99
5. Mitch Gillam	2013-17	97

NCAA RECORD BOOK

CAREER GOALS-AGAINST AVERAGE LEADERS
All-Time Leaders (Min. 1,500 Minutes Played)

GAA PLAYER	SCHOOL	CAREER
1.29 David LeNeveu	Cornell	2001-03
1.34 Yaniv Perets	Quinnipiac	2020-23
1.46 Dryden McKay	Minn. State	2018-22
1.54 Ryan Miller	Michigan St.	2000-02
1.58 Filip Lindberg	UMass	2018-21
1.59 Ken Dryden	Cornell	1967-69
1.60 Connor Hellebuyck	UMass Lowell	2012-14
1.70 Matthew Galajda	Cornell, Notre Dame	2017-22
1.72 David McKee	Cornell	2004-06
1.76 Albin Boija	Maine	2023-Pr.
► 1.82 Ian Shane	Cornell	2021-Pr.

CORNELL RECORD BOOK

ASSIST AND 30+ SAVES IN SAME GAME
Cornell Program History

PLAYER (SAVES), GAME
Steve Kelleher (36) , 3/5/1974 vs. St. Lawrence
Dave Chrastina (33) , 1/5/1975 vs. St. Lawrence
Darren Eliot (48) , 3/15/1980 vs. Dartmouth
Darren Eliot (36) , 1/26/1981 vs. Princeton
Doug Dadswell (40) , 1/19/1985 vs. Yale
Corrie D'Alessio (38) , 1/23/1988 vs. Yale
Ian Burt (42) , 2/12/2000 at St. Lawrence
Ben Scrivens (32) , 3/9/2008 vs. Dartmouth
Mitch Gillam (37) , 11/29/2014 vs. Penn State
Matthew Galajda (30) , 3/22/2019 vs. Brown
► Ian Shane (32) , 11/16/2024 at Harvard

PAIRWISE RANKINGS

NCAA PAIRWISE RANKINGS (as of 1/15/25)
Bold denotes Cornell opponent in 2024-25

TEAM	RECORD	PCWs	RPI
1. Michigan State	18-2-2	63	.6278
2. Boston College	14-4-1	62	.6256
3. Maine	15-4-2	61	.6048
4. Minnesota	18-4-2	60	.6046
5. Providence	15-3-2	59	.5955
6. Denver	17-5-0	58	.5930
7. Western Michigan	13-4-1	57	.5792
8. Boston University	11-7-1	56	.5730
9. Ohio State	15-6-1	54	.5699
UMass Lowell	12-6-2	54	.5695
11. UConn	11-8-1	53	.5683
12. Michigan	13-8-1	52	.5580
13. New Hampshire	10-6-3	51	.5500
14. Arizona State	11-8-1	50	.5489
15. Quinnipiac	13-7-1	48	.5478
Minnesota State	15-5-2	48	.5462
17. St. Cloud State	11-9-0	46	.5457
UMass	10-9-2	46	.5330
19. Wisconsin	9-12-1	45	.5310
North Dakota	12-8-1	45	.5276
21. Augustana	12-7-1	43	.5275
22. Northeastern	7-10-3	42	.5236
23. Clarkson	12-6-2	40	.5208
Merrimack	8-11-1	40	.5150
Dartmouth	8-6-2	40	.5145
26. Bentley	12-8-2	38	.5123
27. Vermont	8-10-3	37	.5119
28. LIU	10-9-1	35	.5118
Cornell	6-5-4	35	.5109
Colgate	10-8-2	35	.5093
31. Penn State	8-10-2	33	.5093
32. Michigan Tech	12-8-2	32	.5050
33. Minnesota Duluth	8-11-1	30	.5045
Colorado College	10-9-1	30	.5021
Alaska	7-9-4	30	.5010
36. Sacred Heart	12-8-4	28	.4990
37. Union	12-8-1	27	.4958
38. Bowling Green	11-7-3	26	.4957
Notre Dame	7-14-1	26	.4912
40. Princeton	6-8-1	24	.4888
41. Bemidji State	8-10-4	23	.4876
42. Omaha	10-10-0	22	.4868
Harvard	5-8-2	22	.4803
44. Holy Cross	9-11-2	20	.4789
45. Lake Superior State	9-12-1	19	.4787
46. RPI	9-10-2	18	.4752
47. St. Thomas	8-10-4	17	.4734
48. Air Force	11-12-1	16	.4726
49. Niagara	11-9-3	15	.4676
50. Robert Morris	8-10-3	14	.4667
51. AIC	7-13-1	13	.4661
52. Yale	4-10-1	12	.4551
53. Brown	4-9-2	11	.4465
54. Alaska Anchorage	5-17-3	9	.4438
Lindenwood	5-16-1	9	.4387
56. Ferris State	6-14-2	8	.4323
57. Canisius	7-11-2	6	.4251
St. Lawrence	6-13-1	6	.4239
59. Army	7-15-0	5	.4291
Stonehill	7-19-0	5	.4130
61. Miami	3-15-2	4	.4053
62. RIT	4-17-1	2	.3935
63. Northern Michigan	2-19-1	1	.3932
64. Mercyhurst	2-19-3	0	.3638

THAT'LL LEAVE A MARK...

► Sophomore defenseman **HOYT STANLEY** blocked four shots in the Big Red's 5-0 shutout of Princeton on Nov. 23, marking the third time he absorbed at least four shots in a game this season. Stanley's four blocked shots matched his single-game high, all of which have come this season.

► According to data from *College Hockey News*, Stanley is one of 13 Cornell players to block at least four shots in at least three games in a season since the statistic began being tracked in 2012-13.

► Should Stanley block at least four shots in either game this weekend, he would enter into a six-way tie with **REECE WILLCOX** (2014-15 & 2015-16), **ALEC MCCREA** (2017-18), **YANNI KALDIS** (2017-18), **MATTHEW NUTTLE** (2018-19), and **TIM REGO** (2023-24) for the 10th-most games with four-plus blocked shots by a Cornell player in a single season.

► Heading into this weekend, Stanley's 1.73 blocks per game are the 32nd-highest average nationally and ranks ninth among ECAC Hockey players, trailing Brown's Alex Pineau (2.80), Colgate's Reid Irwin (2.38), Clarkson's Tristan Sarsland (2.25), Yale's Dylan Herzog (2.20), Clarkson's Trey Taylor (2.10), Harvard's Ian Moore (2.07), Quinnipiac's Elliott Groenewold (1.95), and RPI's Gustavs Ozolins (1.76).

ON THE PLUS SIDE...

► Entering this weekend's contests, Cornell is the one of two Division I programs (Minnesota) to have at least four players with a plus-minus rating of at least plus-40.

► Senior forward **ONDREJ PSENICKA** paces the Big Red's quartet with a plus-48 rating and is joined by his fellow classmates **KYLE PENNEY** (plus-47), **TIM REGO** (plus-46), and **JACK O'LEARY** (plus-40).

► Psenicka's plus-48 rating places him tied with Minnesota's Jimmy Snuggerud for the seventh-best plus-minus rating among active Division I players. Penney's plus-47 rating is tied with Minnesota's Mason Nevers for ninth nationally, while Rego (plus-46) is tied for 11th with Boston College's Ryan Leonard.

► Cornell is one of three Division I programs (Minnesota — four; Boston College — two) with at least three players with a plus-minus rating of plus-45.

► Since the 2002-03 season, when plus-minus ratings were tracked throughout the season by Cornell, Psenicka's career plus-minus rating of plus-48 stands as the third-highest career figure in program history, only trailing forward **GREG MILLER** (plus-52) and defenseman **TRAVIS MITCHELL** (plus-51).

SPREADING THE WEALTH

► Cornell saw scoring contributions from nearly every skater who appeared in at least one game last season. Of the 23 skaters who appeared in at least one contest last year, 21 registered at least one point (91.3 percent), and 19 players (82.6 percent) recorded at least two points.

► Across its first 15 games this season, Cornell has succeeded in maintaining the scoring levels achieved from last year. This year, 21 of the 24 players who have appeared in at least one game have at least one point (87.5 percent), and 19 players have at least two points (79.2 percent).

► The sophomore class, which led the team last season in all three major scoring categories — goals (44), assists (70), and points (114), has accounted for a team-high 43.9 percent of Cornell's scoring this season, leading in assists (32) and points (47). Only Robert Morris (94 of 168 points — 56.0 percent) and Army (74 of 159 points — 46.5 percent) are the lone Division I programs with a higher percentage of points from their sophomore class.

► Of Cornell's 107 points on the season, 55 have come from underclassmen (51.4 percent), ranking as the 21st-highest percentage in Division I hockey. Among ECAC Hockey programs, only Brown (56 of 76 points — 73.7 percent) and Yale (54 of 88 points — 61.4 percent) have higher percentages.

ECAC HOCKEY LEADERS

MOST BLOCKED SHOTS PER GAME
This Season (as of 1/15/25)

PLAYER	SCHOOL	GP	BLK	BPG
Alex Pineau	Brown	15	42	2.80
Reid Irwin	Colgate	16	38	2.38
Tristan Sarsland	Clarkson	20	45	2.25
Dylan Herzog	Yale	15	33	2.20
Trey Taylor	Clarkson	20	42	2.10
Ian Moore	Harvard	15	31	2.07
Elliott Groenewold	Quinnipiac	21	41	1.95
Gustavs Ozolins	RPI	17	30	1.76
► Hoyt Stanley	Cornell	15	26	1.73

NCAA LEADERS

TOP ACTIVE CAREER PLUS-MINUS RATINGS
Division I Hockey Players (as of 1/15/25)

PLAYER	SCHOOL	+/-
Jack Devine	Denver	+67
Rhett Pitlick	Minnesota State	+60
Aiden Hansen-Bukata	Ohio State	+59
Eamon Powell	Boston College	+54
Mike Koster	Minnesota	+52
Luke Mittelstadt	Minnesota	+51
► Ondrej Psenicka	Cornell	+48
Jimmy Snuggerud	Minnesota	+48
► Kyle Penney	Cornell	+47
Mason Nevers	Minnesota	+47
Ryan Leonard	Boston College	+46
► Tim Rego	Cornell	+46
Jacob Truscott	Michigan	+45
Boston Buckberger	Denver	+44
Zeev Buium	Denver	+42
Brian Kramer	Western Mich.	+40
► Jack O'Leary	Cornell	+40

SCORING BREAKDOWN

CORNELL'S 2024-25 SCORING BREAKDOWN
By Class and Position

CLASS	G	A	PTS	PCT
Freshmen	2	6	8	7.5%
Sophomores	15	32	47	43.9%
Juniors	7	6	13	12.1%
Seniors	17	22	39	36.4%
POSITION	G	A	PTS	PCT
Forwards	36	36	72	67.3%
Defensemen	5	29	34	31.8%
Goaltenders	0	1	1	0.9%

CORNELL NATIONALLY...



2024-25 TEAM STATISTICS (as of 1/15/25)

	STAT	NCAA	ECAC
FACEOFF WIN PERCENTAGE	.532	12th	2nd
PENALTY KILL PERCENTAGE	.756	51st	8th
POWER-PLAY PERCENTAGE	.111	59th	12th
SCORING DEFENSE	2.53	26th	5th
SCORING MARGIN	+0.20	28th	5th
SCORING OFFENSE	2.73	36th	7th
TOTAL ASSISTS	66	58th	8th
PIM PER GAME	9.07	36th	6th
TOTAL POINTS	107	58th	8th
TOTAL PIM	136	59th	9th
POWER-PLAY GOALS	5	T-63rd	12th
SHORT-HANDED GOALS	2	T-18th	T-3rd
WIN PERCENTAGE	.533	29th	4th

2024-25 INDIVIDUAL LEADERS (as of 1/15/25)

	STAT	NCAA	ECAC
FACEOFFS WON			
Ryan Walsh	173	T-58th	6th
GAME-WINNING GOALS			
Dalton Bancroft	3	T-8th	T-1st
GOALTENDER WIN PERCENTAGE			
Ian Shane	.533	39th	7th
GOALS-AGAINST AVERAGE			
Ian Shane	2.43	37th	7th
GOALS PER GAME			
Ryan Walsh	0.47	T-39th	T-4th
POWER-PLAY GOALS			
Ryan Walsh	3	T-41st	T-5th
SHORT-HANDED GOALS			
Dalton Bancroft	1	T-17th	T-4th
Kyle Penney	1	T-17th	T-4th
SHUTOUTS			
Ian Shane	1	T-29th	T-3rd

BLUELINE HELPING OUT

► Of the Big Red's 107 points on the season, 34 (five goals, 29 assists) have come from defensemen (31.8 percent of scoring production).

► Cornell is one of 10 programs to have at least 30 percent of their scoring from defensemen, joining Colgate (58 of 174 — 33.3 percent), Air Force (42 of 126 — 33.3 percent), Minnesota Duluth (51 of 160 — 31.9 percent), Robert Morris (53 of 168 — 31.5 percent), Merrimack (38 of 122 — 31.1 percent), Omaha (44 of 142 — 31.0 percent), Princeton (24 of 78 — 30.8 percent), Lindenwood (34 of 111 — 30.6 percent), and Notre Dame (51 of 170 — 30.0 percent).

► The 29 assists by Cornell blueliners (43.9 percent of its assist total) is the highest average among Division I hockey programs this season and one of two programs with at least 40 percent of its assists coming from blueliners (Omaha — 38 of 89 — 42.7 percent).

AYE, AYE, CAPTAIN!

► Senior forward **KYLE PENNEY** was officially named captain of the Cornell hockey team for a second consecutive season on Sept. 5.

► Penney is the seventh player under **MIKE SCHAFER** '86's tenure as the Big Red's head coach to be named a two-time captain, joining **MITCH VANDERLAAN** '19, **JOHN MCCARRON** '15, **COLIN GREENING** '10, **STEPHEN BÂBY** '03, **KYLE KNOPP** '99, and **BRAD CHARTRAND** '96. Penney is the 14th player in Cornell program history to be named a two-time captain.

► Joining Penney on the leadership team for the season will be senior defensemen **HANK KEMPF** and **TIM REGO** and senior forward **JACK O'LEARY**, who will all serve as alternate captains.

► O'Leary is the second player in Cornell program history to be named an alternate captain in consecutive seasons, joining **COLE BARDREAU** '15 (2013-14 and 2014-15).

CORNELL + PAIRWISE = WISE PAIR

► Cornell is one of four programs to have finished in the top 16 of the annual Pairwise Comparison Ratings at least seven times since 2015-16, joining Denver (eight), North Dakota (seven), and Quinnipiac (seven).

► Over the last eight years, seven of which Cornell has competed, the Big Red has an average finish in the Pairwise of 11.0, ranking fifth among Division I programs, trailing Denver (7.0), Minnesota (8.9), North Dakota (9.9), and Minnesota State (10.9).

► The Big Red's average finish in the Pairwise rankings over the last eight years paces all ECAC Hockey programs by 2.5 points (Quinnipiac — 13.5) and is ahead of Boston University (14.3), who owns the top Pairwise finish among Hockey East programs, by 3.3 points.

HAIL TO THEE, OUR ALMA MATER!

► **MIKE SCHAFER** '86, the Jay R. Bloom '77 Head Coach of Cornell Men's Ice Hockey, is one of 24 Division I head coaches to serve as their alma mater's head coach this season.

► Roughly 38 percent of the 64 active Division I programs (37.5 percent) will have an alumnus serving as their head coach this season. ECAC Hockey, which has six of the 12 programs with an alum serving as head coach, leads the nation for the most head coaches leading their alma maters. The NCHC is right behind ECAC Hockey with five.

► Joining Schafer in coaching their alma maters this season includes Keith Allain (Yale), Ted Donato (Harvard), Mike Harder (Colgate), Jean-François Houle (Clarkson), and Brendan Whittet (Brown).

ARE CORNELL STUDENT-ATHLETES ON SCHOLARSHIP?

► The quick and easy answer: No. Every Cornell student-athlete is awarded need-based financial aid, just like every other student at the University — with the package including student loans and grants.

► The original Ivy League agreement, established in 1954, was to improve and foster intercollegiate athletics while emphasizing such competition in harmony with the institutions' educational purposes.

► The Ivy League is nationally recognized for its success — absent of athletic scholarships — while rigorously maintaining its self-imposed high academic standards.

► Given the current national pressures on intercollegiate success and the ever-changing landscape of collegiate athletics, the Ivy League has demonstrated a rare willingness and ability to abide by these rules and still compete successfully in Division I athletics.

NCAA LEADERS

PERCENTAGE OF SCORING BY DEFENSEMEN This Season (as of 1/15/25)

SCHOOL	DG	DA	DP	TP	PCT
Colgate	17	41	58	174	33.3%
Air Force	13	29	42	126	33.3%
Minn. Duluth	12	39	51	160	31.9%
► Cornell	5	29	34	107	31.8%
Robert Morris	12	41	53	168	31.5%
Merrimack	9	29	38	122	31.1%
Omaha	6	38	44	142	31.0%
Princeton	12	12	24	78	30.8%
Lindenwood	8	26	34	111	30.6%
Notre Dame	12	39	51	170	30.0%

NCAA LEADERS

TOP AVERAGE FINISH IN PAIRWISE RANKINGS Last Eight Years

SCHOOL	TOP 16s	AVG
Denver	8	7.0
Minnesota	6	8.9
North Dakota	7	9.9
Minnesota State	6	10.9
► Cornell	7	11.0
St. Cloud State	6	11.8
Minnesota Duluth	6	12.1
Quinnipiac	7	13.5
Boston University	6	14.3

CORNELL IN THE RANKINGS

DATE	PAIRWISE	USCHO	USA/TRL
Preseason	N/A	9 (585)	9 (429)
Oct. 7	N/A	7 (615)	7 (458)
Oct. 14	N/A	8 (614)	7 (465)
Oct. 21	N/A	8 (602)	8 (441)
Oct. 28	N/A	9 (579)	8 (456)
Nov. 4	N/A	6 (753)	6 (527)
Nov. 11	N/A	6 (701)	5 (505)
Nov. 18	N/A	8 (579)	7 (431)
Nov. 25	N/A	11 (463)	11 (309)
Dec. 2	15	12 (443)	12 (302)
Dec. 9	25	14 (283)	14 (189)
Dec. 16	23	16 (255)	17 (148)
Dec. 30	24	16 (250)	16 (151)
Jan. 6	27	18 (166)	20 (87)
Jan. 13	29	RV (38)	RV (31)

Pairwise not officially acknowledged until first full weekend of December due to sample size

ECAC WEEKLY HONORS		
DATE	AWARD	PLAYER (SCHOOL)
Oct. 8	Forward	Ayrton Martino (Clarkson)
	Defender	John Prokop (Union)
	Rookie	Isaac Tremblay (St. Lawrence)
	Goalie	Mason Kucenski (St. Lawrence)
Oct. 14	Forward	Tyler Hotson (RPI)
	Defender	Max Smolinski (RPI)
	Rookie	Jared Mangan (Clarkson)
	Goalie	Matej Marinov (Quinnipiac)
Oct. 21	Forward	Ben Muthersbaugh (Union)
	Defender	Mason Waite (St. Lawrence)
	Rookie	Ben Muthersbaugh (Union)
	Goalie	Mason Kucenski (St. Lawrence)
Oct. 28	Forward	Brett Chorske (Colgate)
	Defender	Nic Belpedio (Colgate)
	Rookie	Ben Muthersbaugh (Union)
	Goalie	Ethan Langenegger (Clarkson)
Nov. 4	Forward	Ryan Walsh (Cornell)
	Defender	William Gilson (RPI)
	Rookie	Hayden Stavroff (Dartmouth)
	Goalie	Ian Shane (Cornell)
Nov. 11	Forward	Dalton Bancroft (Cornell)
	Defender	CJ Foley (Dartmouth)
	Rookie	Donovan Frias (Yale)
	Goalie	Aku Koskenvuo (Harvard)
Nov. 18	Forward	Ayrton Martino (Clarkson)
	Defender	Mason Langenbrunner (Harvard)
	Rookie	Luka Sukovic (Clarkson)
	Goalie	Ethan Pearson (Princeton)
Nov. 25	Forward	Brett Chorske (Colgate)
	Defender	Ben Robertson (Cornell)
	Rookie	Charlie Gollob (Brown)
	Goalie	Lawton Zacher (Brown)
Dec. 2	Forward	Casey Severo (Harvard)
	Defender	Alex Pineau (Brown)
	Rookie	Jake Manfre (Princeton)
	Goalie	Arthur Smith (Princeton)
Dec. 9	Forward	Ayrton Martino (Clarkson)
	Defender	Tommy Bergsland (Colgate)
	Rookie	Miles Gunty (Princeton)
	Goalie	Mason Kucenski (St. Lawrence)
Dec. 30	Forward	Jack Ricketts (Quinnipiac)
	Defender	Connor Sullivan (Yale)
	Rookie	Hank Cleaves (Dartmouth)
	Goalie	Lawton Zacher (Brown)
Jan. 6	Forward	Jakob Lee (RPI)
	Defender	John Prokop (Union)
	Rookie	Jagger Tapper (RPI)
	Goalie	Kyle Chauvette (Union)
Jan. 13	Forward	Aaron Schwartz (Quinnipiac)
	Defender	Michael Neumeier (Colgate)
	Rookie	Ben Charette (Harvard)
	Goalie	Matej Marinov (Quinnipiac)

STANDINGS AND SCHEDULES																
ECAC HOCKEY												OVERALL				
OPPONENT	PTS	GP	W	L	T	OW	OL	SW	GF	GA	GP	W	L	T	GF	GA
Quinnipiac	24	11	8	3	0	1	1	0	30	20	21	13	7	1	68	49
Clarkson	18	8	6	2	0	0	0	0	24	15	20	12	6	2	59	45
Union	18	10	6	4	0	0	0	0	35	29	21	12	8	1	73	65
Colgate	17	8	5	2	1	1	1	1	29	22	20	10	8	2	62	66
Dartmouth	16	9	5	3	1	0	0	0	30	22	16	8	6	2	53	44
Harvard	15	10	4	4	2	1	1	1	23	20	15	5	8	2	36	42
RPI	12	10	4	6	0	0	0	0	27	35	21	9	10	2	67	76
Cornell	11	8	3	3	2	1	0	1	22	20	15	6	5	4	41	38
Princeton	11	10	3	6	1	0	1	0	20	28	15	6	8	1	30	37
Yale	11	10	3	6	1	0	0	1	23	32	15	4	10	1	33	54
St. Lawrence	8	8	2	5	1	0	1	0	16	25	20	6	13	1	42	59
Brown	7	10	2	7	1	1	0	1	17	28	15	4	9	2	29	37
IVY LEAGUE												OVERALL				
OPPONENT	PTS	GP	W	L	T	OW	OL	SW	GF	GA	GP	W	L	T	GF	GA
Dartmouth	12	5	4	1	0	0	0	0	18	10	16	8	6	2	53	44
Cornell	9	5	2	1	2	0	0	1	15	9	15	6	5	4	41	38
Harvard	9	5	3	1	1	1	0	0	13	9	15	5	8	2	36	42
Princeton	5	5	1	3	1	0	1	0	9	16	15	6	8	1	30	37
Yale	5	4	1	2	1	0	0	1	7	11	15	4	10	1	33	54
Brown	2	4	0	3	1	0	0	1	5	12	15	4	9	2	29	37
LAST WEEK'S SCORES												THIS WEEK'S SCHEDULE				
Friday, Jan. 10												Friday, Jan. 17				
#18 Cornell 1, Sacred Heart 1 (SO)												Cornell at Princeton, 7:00				
#19 Clarkson 5, Union 3												Colgate at #16 Quinnipiac, 7:00				
#20 Quinnipiac 4, Princeton 2												#20 Clarkson at Yale, 7:00				
Colgate 2, LIU 1												St. Lawrence at Brown, 7:00				
Harvard 3, Brown 1												Harvard at RPI, 7:00				
St. Lawrence 4, RPI 1												Dartmouth at Union, 7:00				
Yale 3, Dartmouth 2																
												Saturday, Jan. 18				
												Cornell at #16 Quinnipiac, 7:00				
												#20 Clarkson at Brown, 4:00				
												Harvard at Union, 4:00				
												Colgate at Princeton, 7:00				
												Dartmouth at RPI, 7:00				
												St. Lawrence at Yale, 7:00				
												Tuesday, Jan. 21				
												Brown at Merrimack, 7:00				

ALL HE DOES IS WIN, WIN, WIN

► **MIKE SCHAFER '86**, the Jay R. Bloom '77 Head Coach of Cornell Men's Ice Hockey, is one of six active Division I men's hockey head coaches with 500 career victories.

► Schafer's 548 wins are the 18th-most wins by a Division I head coach in college hockey history and is seven wins shy of matching former Michigan Tech head coach John MacInnes, who won 555 games with the Huskies during his 26-year tenure from 1956-82.

► Among active Division I men's head coaches, Schafer has the fourth-most career wins, trailing Quinnipiac's Rand Pecknold (655), Mercyhurst's Rick Gotkin (609), and Notre Dame's Jeff Jackson (596).

ECAC HOCKEY PRESEASON POLL

► ECAC Hockey announced Sept. 25 that Cornell was picked to finish first in its preseason poll following a vote among the league's 12 head coaches, receiving 10 of the 12 first-place votes and finishing with a league-leading 120 points.

► Quinnipiac garnered the other two first-place votes and concluded with a point total of 111, while Dartmouth (93 points) and Clarkson (82 points) were picked third and fourth, respectively.

► Colgate (75 points), Harvard (73 points), St. Lawrence (66 points), and Union (60 points) assumed fifth through eighth place. Princeton (32 points), Yale (30 points), RPI (26 points), and Brown (24 points) rounded out the poll.

► Along with the preseason poll, junior forward **DALTON BANCROFT**, sophomore defenseman **BEN ROBERTSON**, and senior goaltender **IAN SHANE** were named to the Preseason All-ECAC Hockey team, making Cornell the lone ECAC Hockey program with multiple players to earn preseason accolades.

NCAA LEADERS

ACTIVE HEAD COACHES WITH 500+ WINS
Division I Head Coaches (as of 1/13/25)

SCHOOL	SCHOOL	WINS
Rand Pecknold	Quinnipiac	655
Rick Gotkin	Mercyhurst	609
Jeff Jackson	Notre Dame	596
► Mike Schafer	Cornell	548
Frank Serratore	Air Force	516
Bob Daniels	Ferris State	503

SERIES HISTORY



SERIES HISTORY

CORNELL LEADS, 101-54-8

Ithaca, N.Y. (Lynah Rink):	53-15-3 (53-14-3)
Princeton, N.J. (Hobey Baker Mem. Rink):	43-28-5 (43-28-5)
Neutral Sites:	5-11-0
Under Mike Schafer:	46-18-3

SCORING RECORDS

CORNELL		PRINCETON	
Ithaca:	11	Ithaca:	13
COR, 11-0 (1/27/1977)		PRIN, 13-1 (12/19/1957)	
Princeton:	12	Princeton:	14
COR, 12-1 (2/26/1972)		PRIN, 14-1 (1/21/1928)	
Neutral Site:	8	Neutral Site:	9
COR, 8-5 (12/28/1976)		PRIN, 9-1 (1/10/1914)	

GAME-BY-GAME (SCHAFER ERA)

COR PRIN		SITE	SCORE
DATE	RK		
12/2/1995		Ithaca, N.Y.	T, 5-5 (OT)
2/2/1996		Princeton, N.J.	W, 3-2 (OT)
11/23/1996		Princeton, N.J.	W, 3-1
1/31/1997		Ithaca, N.Y.	W, 4-2
11/21/1997		Ithaca, N.Y.	W, 2-1
2/7/1998		Princeton, N.J.	W, 4-1
3/19/1998		Lake Placid, N.Y.	L, 2-6
1/29/1999	#9	Princeton, N.J.	L, 2-3
2/6/1999	#8	Ithaca, N.Y.	W, 8-4
3/12/1999		Princeton, N.J.	T, 4-4 (OT)
3/13/1999		Princeton, N.J.	L, 5-6
12/3/1999		Princeton, N.J.	L, 2-5
3/4/2000		Ithaca, N.Y.	W, 5-3
12/2/2000		Ithaca, N.Y.	W, 3-0
2/9/2001	#10	Princeton, N.J.	L, 1-4
3/9/2001		Ithaca, N.Y.	W, 3-2 (OT)
3/10/2001		Ithaca, N.Y.	W, 2-1
12/1/2001	#10	Princeton, N.J.	W, 4-0
2/8/2002	#8	Ithaca, N.Y.	W, 5-1
11/9/2002	#8	Ithaca, N.Y.	W, 3-0
2/28/2003	#2	Princeton, N.J.	W, 2-1
11/8/2003	#15	Princeton, N.J.	W, 7-0
2/13/2004		Ithaca, N.Y.	W, 6-1
12/4/2004	#12	Ithaca, N.Y.	W, 5-3
2/11/2005	#5	Princeton, N.J.	W, 5-0
12/2/2005	#11	Ithaca, N.Y.	W, 4-1
1/14/2006	#7	Princeton, N.J.	L, 0-3
11/17/2006	#12	Princeton, N.J.	W, 3-2
2/17/2007	#18	Ithaca, N.Y.	W, 8-4
11/2/2007		Ithaca, N.Y.	L, 2-3
2/23/2008	#17	Princeton, N.J.	L, 1-2
11/7/2008	#9	Princeton, N.J.	W, 1-0
2/7/2009	#5	Ithaca, N.Y.	L, 1-2
3/20/2009	#8	Albany, N.Y.	W, 4-3 (2OT)
11/20/2009	#5	Ithaca, N.Y.	W, 5-2
12/30/2009	#4	Estero, Fla.	L, 2-3
2/6/2010	#5	Princeton, N.J.	L, 3-5
11/13/2010		Ithaca, N.Y.	L, 1-2 (OT)
1/7/2011	#19	Princeton, N.J.	W, 2-1
11/18/2011	#18	Ithaca, N.Y.	W, 4-0
1/14/2012	#9	Princeton, N.J.	T, 3-3 (OT)
11/9/2012	#4	Princeton, N.J.	L, 3-5
2/9/2013		Ithaca, N.Y.	L, 0-1
3/8/2013		Princeton, N.J.	W, 4-0
3/9/2013		Princeton, N.J.	W, 4-2
11/1/2013	#14	Ithaca, N.Y.	W, 4-2
2/22/2014	#13	Princeton, N.J.	W, 4-1
11/7/2014		Princeton, N.J.	L, 1-2
2/7/2015		Ithaca, N.Y.	W, 4-2
11/6/2015		Ithaca, N.Y.	W, 4-3
2/6/2016	#17	Princeton, N.J.	W, 1-0
11/19/2016		Ithaca, N.Y.	W, 4-2
1/13/2017	#19	Princeton, N.J.	W, 5-1
11/4/2017	#18	Princeton, N.J.	W, 5-4
1/5/2018	#5	Ithaca, N.Y.	W, 7-1
3/16/2018	#2	Lake Placid, N.Y.	L, 1-4
11/17/2018	#17	Ithaca, N.Y.	W, 5-1
1/4/2019	#20	Princeton, N.J.	W, 3-2
11/23/2019	#2	Ithaca, N.Y.	W, 5-1
2/1/2020	#1	Princeton, N.J.	W, 5-3
1/21/2022	#8	Ithaca, N.Y.	L, 4-5
2/26/2022	#18	Princeton, N.J.	W, 4-0
11/4/2022		Princeton, N.J.	W, 3-1
1/21/2023	#16	Ithaca, N.Y.	W, 3-2
11/18/2023	#10	Princeton, N.J.	L, 1-2 (OT)
1/19/2024	#14	Ithaca, N.Y.	W, 6-2
11/23/2024	#8	Ithaca, N.Y.	W, 5-0

SCOUTING PRINCETON

- ▶ Princeton enters the weekend with a 6-8-1 overall record and 3-6-1 mark in ECAC Hockey contests. The Tigers are currently situated in a three-way tie with Cornell (3-3-2) and Yale (3-6-1) for seventh in the ECAC Hockey standings with 11 points.
- ▶ After posting a five-game win streak — the Tigers' longest since the 2017-18 season — Princeton has dropped its last four games, all of which have come against ranked opponents (No. 20 New Hampshire, 3-0 and 4-3, and No. 18 Quinnipiac, 4-2 and 3-0).
- ▶ Brendan Gorman (6-7—13) is Princeton's lone player with at least 10 points on the season, pacing the Tigers in goals and points. David Jacobs (1-8—9) owns the team lead in assists. Jake Manfre and Noah de la Durantaye each have scored two game-winning goals for Princeton.
- ▶ Goaltending duties have favored Arthur Smith of late as the sophomore has started eight of the Tigers' last nine games. During the span, Smith has compiled a 5-3-0 record with a 1.64 goals-against average and .940 save percentage (205 saves on 218 shots against). Smith's goals-against average and save percentage rank as the sixth-best figure in Division I hockey since Nov. 29.

123 YEARS, 222 MILES, 163 MEETINGS

- ▶ Cornell and Princeton will meet for the 164th time on Friday night. The Big Red owns an impressive 101-54-8 lead in the series lead over the Tigers, with the 101 victories serving as the most against a single opponent in program history, nine more than the 92 wins over Yale (92-63-10).
- ▶ Since being shut out, 1-0, at Lynah Rink on Feb. 9, 2013, Cornell has a 20-4-0 record against the Tigers, having an average scoring margin of +1.96 (3.83 goals for, 1.79 goals against). The Big Red has scored three-plus goals in 10 of the last 11 and 20 of the previous 24 games against Princeton.
- ▶ The Big Red is 10-2-0 in its last 12 contests at Hobey Baker Memorial Rink, averaging 3.33 goals scored compared to just 1.50 goals allowed. Following last year's overtime victory on its home ice, Princeton is seeking for its first home win streak against Cornell since stringing three wins together between March 13, 1999, and Feb. 9, 2001.

CORNELL PLAYERS VS. PRINCETON																
PLAYER	GP	G	A	PTS	SH	SH%	+/-	PIM	PPG	SHG	GWG	BLK	FOW	FOL	FO%	
Kyle Penney	7	3	2	5	14	.214	+4	0	0	0	0	3	8	6	.571	
Jonathan Castagna	3	3	2	5	6	.500	+4	0	0	0	1	5	22	12	.647	
Dalton Bancroft	4	2	1	3	7	.286	+3	2	1	0	2	4	2	1	.667	
Ondrej Psenicka	7	1	2	3	15	.067	+7	2	0	0	0	4	13	10	.565	
Tim Rego	7	1	2	3	10	.100	+4	4	0	0	1	12	0	0	—	
Sullivan Mack	5	1	2	3	10	.100	+2	2	0	0	1	0	0	0	—	
Jack O'Leary	5	1	2	3	4	.250	+5	6	0	0	0	1	0	0	—	
Nick DeSantis	4	2	0	2	5	.400	+1	0	0	0	0	0	1	0	1.000	
Ben Robertson	3	1	1	2	9	.111	E	0	1	0	0	2	0	0	—	
Ryan Walsh	3	1	1	2	8	.125	+1	2	1	0	0	2	33	18	.647	
Hank Kempf	7	0	2	2	8	.000	+7	2	0	0	0	6	0	0	—	
George Fegaras	3	0	2	2	12	.000	E	4	0	0	0	2	0	0	—	
Sean Donaldson	4	1	0	1	6	.167	E	0	1	0	0	0	0	0	—	
Jake Kraft	3	1	0	1	5	.200	-1	0	0	0	0	1	1	0	1.000	
Michael Suda	4	0	1	1	6	.000	+2	2	0	0	0	2	0	0	—	
Hoyt Stanley	3	0	1	1	1	.000	+5	2	0	0	0	5	0	0	—	
Charlie Major	1	0	1	1	2	.000	+2	0	0	0	0	0	2	5	.286	
Marian Mosko	1	0	1	1	0	.000	+1	0	0	0	0	1	0	0	—	
Tyler Catalano	3	0	0	0	2	.000	-1	0	0	0	0	2	13	12	.520	
Winter Wallace	3	0	0	0	5	.000	E	2	0	0	0	2	0	0	—	
Luke Devlin	2	0	0	0	2	.000	-1	0	0	0	0	0	2	6	.250	
Kyler Kovich	2	0	0	0	0	.000	E	0	0	0	0	0	0	1	.000	
Jack O'Brien	1	0	0	0	0	.000	E	0	0	0	0	1	0	0	—	
TOTALS	85	18	23	41	137	.131	+45	30	4	0	5	55	97	71	.577	
GOALTENDER	GP	GS	W	L	T	W%	MIN	GA	GAA	SV	SV%	PPG	SHG	SHO		
Ian Shane	6	6	5	1	0	.833	358:59	9	1.50	123	.932	3	0	2		
Remington Keopple	1	1	0	1	0	.000	64:53	2	1.85	22	.917	0	0	0		
TOTALS	7	7	5	2	0	.714	423:52	11	1.56	145	.929	3	0	2		

SERIES HISTORY



AT



SERIES HISTORY

CORNELL LEADS, 27-21-5

Ithaca, N.Y. (Lynah Rink):	15-11-1 (15-11-1)
Hamden, Conn. (M&T Bank Arena):	10-9-3 (10-9-3)
Neutral Sites:	1-0-1
Under Mike Schafer:	27-20-5

SCORING RECORDS

CORNELL

Ithaca:	9
COR, 9-1 (3/9/2018)	
Hamden:	5
COR, 5-4 (3/12/2016)	
Neutral Site:	6
COR, 6-1 (3/23/2002)	

QUINNIPIAC

Ithaca:	5
QU, 5-4 (OT) (11/7/2015)	
Hamden:	10
QU, 10-0 (3/16/2013)	
Neutral Site:	3
Tie, 3-3 (11/30/2024)	

GAME-BY-GAME RESULTS

DATE	COR RK	QU RK	SITE	SCORE
1/6/2001			Ithaca, N.Y.	T, 2-2 (OT)
3/23/2002	#9		Worcester, Mass.	W, 6-1
12/3/2005	#11		Ithaca, N.Y.	W, 2-1
1/13/2006	#7		Northford, Conn.	W, 6-0
11/18/2006	#12		Northford, Conn.	L, 2-5
2/16/2007	#18	#20	Ithaca, N.Y.	W, 2-0
3/9/2007	#20		Ithaca, N.Y.	L, 0-1 (OT)
3/10/2007	#20		Ithaca, N.Y.	L, 2-3
11/3/2007			Ithaca, N.Y.	W, 5-3
2/22/2008		#19	Hamden, Conn.	W, 3-2 (OT)
11/8/2008	#17		Hamden, Conn.	T, 0-0 (OT)
2/6/2009	#5		Ithaca, N.Y.	W, 2-1 (OT)
11/21/2009	#5	#13	Ithaca, N.Y.	L, 2-3
2/5/2010	#5		Hamden, Conn.	W, 2-0
11/12/2010			Ithaca, N.Y.	W, 4-1
1/8/2011			Hamden, Conn.	W, 3-2 (OT)
3/11/2011			Ithaca, N.Y.	W, 2-1
3/12/2011			Ithaca, N.Y.	L, 0-1
3/13/2011			Ithaca, N.Y.	W, 3-2 (OT)
11/19/2011	#18		Ithaca, N.Y.	W, 4-0
1/13/2012	#9		Hamden, Conn.	W, 3-2
11/10/2012	#4		Hamden, Conn.	L, 1-4
2/8/2013		#2	Ithaca, N.Y.	L, 1-4
3/15/2013	#1		Hamden, Conn.	W, 3-2
3/16/2013	#1		Hamden, Conn.	L, 0-10
3/17/2013	#1		Hamden, Conn.	L, 2-3 (2OT)
11/2/2013	#14	#7	Ithaca, N.Y.	L, 0-3
2/21/2014	#13	#5	Hamden, Conn.	W, 2-1
11/8/2014			Hamden, Conn.	L, 0-1
2/6/2015		#16	Ithaca, N.Y.	L, 0-1 (OT)
11/7/2015	#5		Ithaca, N.Y.	L, 4-5 (OT)
2/5/2016	#17	#1	Hamden, Conn.	T, 2-2 (OT)
3/11/2016	#15	#1	Hamden, Conn.	L, 2-5
3/12/2016	#15	#1	Hamden, Conn.	W, 5-4
3/13/2016	#15	#1	Hamden, Conn.	L, 3-6
11/18/2016		#4	Ithaca, N.Y.	L, 1-3
1/14/2017	#19	#15	Hamden, Conn.	W, 2-1
11/3/2017	#18	#11	Hamden, Conn.	W, 2-1
1/6/2018	#5		Ithaca, N.Y.	W, 1-0
3/9/2018	#2		Ithaca, N.Y.	W, 9-1
3/10/2018	#2		Ithaca, N.Y.	W, 2-0
11/16/2018	#17	#14	Ithaca, N.Y.	L, 2-4
1/5/2019	#20	#5	Hamden, Conn.	T, 2-2 (OT)
11/22/2019	#2		Ithaca, N.Y.	W, 2-1
1/31/2020	#1	#18	Hamden, Conn.	L, 0-5
1/22/2022	#8	#1	Ithaca, N.Y.	W, 2-1 (OT)
2/25/2022	#18	#5	Hamden, Conn.	W, 1-0
11/5/2022		#7	Hamden, Conn.	L, 0-2
1/20/2023	#16	#1	Ithaca, N.Y.	W, 4-0
11/17/2023	#10	#7	Hamden, Conn.	L, 4-8
1/20/2024	#14	#3	Ithaca, N.Y.	W, 3-2 (OT)
11/22/2024	#8	#16	Ithaca, N.Y.	L, 1-3
11/30/2024	#11	#18	New York, N.Y.	T, 3-3 (SOW)

SCOUTING QUINNIPIAC

- No. 16-ranked Quinnipiac enters the weekend with an overall record of 13-7-1 and an ECAC Hockey mark of 7-3-1, pacing the 12-team conference with its 24 points.
- Since tying with Cornell, 3-3, at the Frozen Apple on Nov. 30 in New York, the Bobcats have won seven of their last eight games and has scored three-plus goals in all but one contest.
- Jeremy Wilmer (6-14—20) and Mason Marcellus (5-15—20) are tied for the team lead in points. Jack Ricketts (10-2—12) leads the team in goals, the lone player with a double-digit goal total. Marcellus, Wilmer, and Andon Cerbone (5-13—18) are the lone trio of Bobcat players with at least 10 assists.
- Matej Marinov leads Quinnipiac's goaltenders with his 2.08 goals-against average over his nine appearances (seven starts). Marinov also owns a team-best .917 save percentage to go along with his 6-2-0 record. Dylan Silverstein has a 7-5-1 record in his 14 outings (all starts) while compiling a 2.25 goals-against average and .911 save percentage.

23 YEARS, 268 MILES, 53 MEETINGS

- Cornell and Quinnipiac will meet for the 54th time on Saturday. The Big Red owns the series lead, 27-21-5, and is 10-5-2 over its last 17 games against the Bobcats.
- The Big Red will be playing a ranked Bobcats squad for the 10th consecutive time. Of the last 31 games between the ECAC Hockey rivals, 26 have featured Quinnipiac being ranked at the time of the contest. Cornell is 11-15-3 all-time against a ranked Quinnipiac squad.

CONNECTIONS WITH QUINNIPIAC

- **KYLE PENNEY** and Cooper Moore played on the 2019-20 Chilliwack Chiefs ... **HANK KEMP** and **LUKE DEVLIN** were teammates on the 2020-21 Muskegon Lumberjacks with Davis Pennington ... **ONDREJ PSENICKA** and Aaron Bohlinger were on the 2019-20 Waterloo Black Hawks ... Charlie Leddy, Matthew McGroarty, Dylan Silverstein, and Jeremy Wilmer played with **BEN ROBERTSON** on the 2020-21 USNTDP Juniors ... Leddy, Silverstein, and Devlin were teammates on the 2021-22 USNTDP Juniors ... Robertson played with Nate Benoit on the Omaha Lancers and Waterloo Black Hawks from 2021-23 ... Devlin and **REMINGTON KEOPPLE** played with Chase Ramsay on the 2021-22 Des Moines Buccaneers ... Michael Salandra played with with Devlin (2022-23) and **JUSTIN KATZ** (2022-24) on the West Kelowna Warriors ... **NICK DeSANTIS** and McGroarty were coached by Cornell director of hockey operations/assistant coach **COREY LEIVERMANN** on the 2021-22 Madison Capitols ... **MARIAN MOSKO** was teammates on the Fargo Force with Mason Marcellus (2021-23), Matej Marinov (2022-23), and Noah Eyre (2022-23) ... Eyre was teammates with Katz on the Powell River Kings last year ... Victor Czerneckianair and Benoit played with **KYLER KOVICH** on the Tri-City Storm (2020-21) ... Andon Cerbone was teammates with **IAN SHANE** (2020-21 Chicago Steel) and **TYLER CATALANO** (2022-23 Youngstown Phantoms) ... Shane and Noah Altman played on the 2020-21 Bismarck Bobcats.

CORNELL PLAYERS VS. QUINNIPIAC

PLAYER	GP	G	A	PTS	SH	SH%	+/-	PIM	PPG	SHG	GWG	BLK	FOW	FOL	FO%
Dalton Bancroft	5	6	1	7	13	.462	+2	0	1	1	1	5	1	0	1.000
Jonathan Castagna	4	2	2	4	5	.400	E	4	0	0	0	1	27	30	.474
Ondrej Psenicka	8	2	1	3	17	.118	-1	2	1	0	0	6	9	11	.450
Jack O'Leary	6	2	1	3	6	.333	+2	2	0	0	0	3	3	2	.600
Sullivan Mack	5	1	2	3	10	.100	+3	2	0	0	0	4	2	1	.667
Michael Suda	5	0	3	3	5	.000	-1	0	0	0	0	5	0	0	—
Tim Rego	7	0	2	2	7	.000	E	2	0	0	0	7	0	0	—
Ben Robertson	4	0	2	2	7	.000	+1	0	0	0	0	3	0	0	—
Hank Kempf	8	0	1	1	6	.000	+1	8	0	0	0	12	0	0	—
Kyle Penney	7	0	1	1	10	.000	+3	2	0	0	0	10	5	5	.500
Nick DeSantis	6	0	1	1	3	.000	-1	2	0	0	0	5	0	0	—
George Fegasas	4	0	1	1	9	.000	-1	2	0	0	0	7	0	0	—
Jake Kraft	4	0	1	1	2	.000	-3	0	0	0	0	1	0	1	.000
Hoyt Stanley	4	0	1	1	6	.000	-1	0	0	0	0	5	0	0	—
Ryan Walsh	4	0	1	1	4	.000	-3	2	0	0	0	2	30	43	.411
Sean Donaldson	4	0	0	0	0	.000	-2	0	0	0	0	0	0	1	.000
Kyler Kovich	4	0	0	0	3	.000	-1	2	0	0	0	1	3	0	1.000
Tyler Catalano	3	0	0	0	0	.000	-1	0	0	0	0	1	13	13	.500
Winter Wallace	3	0	0	0	1	.000	-1	4	0	0	0	2	0	0	—
Luke Devlin	2	0	0	0	1	.000	-1	2	0	0	0	0	3	4	.429
Charlie Major	2	0	0	0	4	.000	E	0	0	0	0	1	15	13	.536
Marian Mosko	2	0	0	0	1	.000	E	0	0	0	0	2	0	0	—
Jack O'Brien	1	0	0	0	0	.000	E	0	0	0	0	0	0	0	—
TOTALS	102	13	21	34	120	.108	-5	36	2	1	1	83	111	124	.472
GOALTENDER	GP	GS	W	L	T	W%	MIN	GA	GAA	SV	SV%	PPG	SHG	SHO	
Ian Shane	8	8	4	2	1	.643	439:03	12	1.64	196	.942	3	2	2	
Remington Keopple	1	0	0	1	0	.000	49:40	5	6.04	22	.815	1	0	0	
TOTALS	9	8	4	3	1	.563	488:43	17	2.09	218	.928	4	2	2	

YEAR-BY-YEAR RESULTS

SEASON	RECORD	W%	GF	GA	+/-
1957-58	2-4-1	.357	37	48	-11
1958-59	3-10-0	.231	26	105	-79
1959-60	1-7-0	.125	17	66	-49
1960-61	3-8-0	.273	40	36	+4
1961-62	8-2-0	.800	50	20	+30
1962-63	5-4-1	.550	44	31	+13
1963-64	5-5-1	.500	35	37	-2
1964-65	11-2-0	.846	91	37	+54
1965-66	13-1-0	.929	95	22	+73
1966-67	10-1-0	.909	76	18	+58
1967-68	12-0-0	1.000	77	15	+62
1968-69	12-0-0	1.000	94	15	+79
1969-70	12-0-0	1.000	86	20	+66
1970-71	13-0-0	1.000	88	23	+65
1971-72	12-1-0	.923	95	30	+65
1972-73	14-0-1	.967	99	42	+57
1973-74	11-1-0	.917	74	40	+34
1974-75	9-3-1	.731	74	43	+31
1975-76	10-3-0	.769	82	42	+40
1976-77	14-2-0	.875	124	63	+61
1977-78	13-1-1	.900	126	51	+75
1978-79	13-3-0	.813	93	52	+41
1979-80	8-5-0	.615	67	50	+17
1980-81	12-1-0	.923	70	27	+43
1981-82	6-8-0	.429	59	47	+12
1982-83	9-1-2	.833	54	33	+21
1983-84	7-5-0	.583	49	51	-2
1984-85	11-1-1	.885	72	43	+29
1985-86	6-4-4	.571	62	54	+8
1986-87	6-6-0	.500	59	55	+4
1987-88	10-5-0	.667	69	40	+29
1988-89	9-3-0	.750	52	31	+21
1989-90	10-2-2	.786	60	37	+23
1990-91	10-3-2	.733	73	39	+34
1991-92	6-3-2	.636	35	27	+8
1992-93	4-9-0	.308	39	53	-14
1993-94	5-7-2	.429	57	59	-2
1994-95	4-4-4	.500	48	39	+9
1995-96	11-1-2	.857	75	32	+43
1996-97	10-4-2	.688	62	42	+20
1997-98	6-6-0	.500	31	29	+2
1998-99	6-7-1	.464	43	44	-1
1999-00	11-3-0	.786	57	33	+24
2000-01	7-2-4	.692	33	26	+7
2001-02	14-1-1	.906	65	27	+38
2002-03	15-0-0	1.000	68	14	+54
2003-04	7-7-5	.500	46	41	+5
2004-05	15-0-1	.969	64	18	+46
2005-06	12-3-2	.765	55	36	+19
2006-07	9-7-2	.556	54	38	+16
2007-08	10-5-2	.647	58	32	+26
2008-09	12-3-1	.781	45	21	+24
2009-10	12-3-1	.781	53	28	+25
2010-11	9-8-1	.528	52	48	+4
2011-12	10-3-2	.733	41	24	+17
2012-13	6-5-2	.538	26	25	+1
2013-14	8-5-2	.600	33	32	+1
2014-15	7-7-3	.500	35	40	-5
2015-16	9-5-2	.625	46	39	+7
2016-17	9-4-3	.656	42	38	+4
2017-18	15-2-0	.882	62	24	+38
2018-19	12-6-0	.667	60	35	+25
2019-20	11-0-2	.923	50	19	+31
2020-21	— NO SEASON (COVID-19 PANDEMIC) —				
2021-22	9-4-3	.656	50	31	+19
2022-23	12-3-1	.781	56	26	+30
2023-24	10-3-2	.733	51	26	+25
2024-25	5-1-1	.786	23	12	+11
TOTALS	618-233-73	.708	3984	2421	+1563



If you've never been to a Big Red hockey game at Cornell's Lynah Rink, there are quite a few things you've never experienced. You've never camped in line to get season tickets and ensure your spot as one of the raucous and devoted "Lynah Faithful." But most importantly, if you've never been to Lynah, you've never experienced all the best that college hockey offers.

Lynah Rink, which enters its 68th year serving as the home of Big Red hockey this season, was formally dedicated on April 6, 1957, a month after its opening to the public on March 4, 1957. The facility, which was built following a \$500,000 anonymous donation (approximately \$5.59 million in 2024), honors the late **JAMES LYNAH '05**, who served as the director of athletics at Cornell from 1935-43.

The donation to build Lynah Rink resurrected the Cornell hockey program following a 10-year hiatus, ensuring hockey returned as a varsity sport for the 1957-58 season.

Cornell began sponsoring hockey as a varsity sport with the 1900-01 season, which featured all Big Red home games played on the university's outdoor rink on Beebe Lake. Due to a series of abnormally mild winters, the program was left — literally — on thin ice, causing Cornell to drop the program entirely after the 1947-48 campaign.

Since its opening in March of 1957, Lynah Rink has received numerous face-lifts since hosting its inaugural event on March 21, 1957, a 7-3 victory for the NHL's New York Rangers in an exhibiton against the Rochester Americans of the American Hockey League (AHL). Hockey Hall of Fame goaltender Gump Worsley stopped 44 shots in the victory for the Rangers.

Among the renovations, Cornell spent nearly \$1 million in the summer of 2000, to replace the rink floor, drainage system, frost protection and refrigeration piping, and adding new boards and seamless glass.

During the summer of 2006, a 16,700-square-foot expansion added new locker rooms, coaches offices, study lounges, new athletic training space, and approximately 450 new seats in the seating bowl.

Over last season's winter break, updated Cornell branding on the façade and south concourse brought a more modern look to the facility.

Though many physical aspects of Lynah Rink have changed over time, the crowd remains constant. Lynah Rink can hold 4,267 boisterous Cornell hockey fans, who provide unwavering support for the Big Red while creating an unparalleled atmosphere in college hockey.

Although many rinks in the nation are bigger in capacity, few are known to be louder. The Cornell fans, aptly named the "Lynah Faithful," stream into every home contest, making themselves as much a part of the game as the players do. Whether they're cheering for the Big Red or joining the pep band in their rendition of "Give My Regards to Davy," the Lynah Faithful reaffirms the old saying, "There's no place like home."

Since the doors opened on Lynah Rink, the Cornell men's hockey program has won a pair of NCAA Division I men's hockey championships in 1967 and 1970, garnering an ECAC Hockey-record 13 tournament championships (1967-70, 1973, 1980, 1986, 1996-97, 2003, 2005, 2010, 2024) and 26 Ivy League titles, 22 of which have been won outright.

NCAA HISTORY

TOP DIVISION I HOME WIN PERCENTAGES
Mike Schafer Era (1995-Present) (as of 1/15/25)

TEAM	RECORD	W%
Michigan	398-122-37	.748
Quinnipiac	326-108-39	.730
North Dakota	407-135-58	.727
Boston College	329-116-41	.719
Denver	403-149-48	.712
► Cornell	288-108-48	.703
Minnesota	398-163-52	.692
Boston University	315-141-54	.671
Maine	319-144-54	.669
Minnesota State	326-155-52	.660



MIKE SCHAFER '86

30TH SEASON AS HEAD COACH

Years at Cornell: 37th Season
College: Cornell '86

MIKE SCHAFER '86, the longest-tenured head coach in Cornell men's hockey history, is currently in his 30th and final season at the helm of the Cornell men's hockey program after announcing on June 13, 2024, that he will retire following the conclusion of the 2024-25 season.

Former Cornell standout centerman and assistant coach, and current associate head coach, **CASEY JONES** '90 will replace Schafer beginning with the 2025-26 season.

When Schafer returned to his alma mater in the summer of 1995 to become the 12th head coach in Cornell men's hockey history, Schafer's goal was to bring the Big Red to a position of national prominence.

Schafer has accomplished that objective with his career coaching record of 548-293-114. His 548 victories are the second-most by any Cornell coach with a single team, trailing former softball head coach **DICK BLOOD** (623).

Cornell has consistently been ranked among the nation's elite under Schafer, which includes the Big Red being ranked in the top 20 of the USCHO.com poll 442 times since its inception in 1997-98.

Along with being one of Cornell's legendary head coaches, Schafer's 548 career victories and .634 win percentage rank fourth among active Division I men's head coaches.

During his 29-plus seasons behind the Big Red bench, Schafer has guided Cornell to 14 NCAA Tournament appearances, which included a trip to Buffalo, N.Y., for the 2003 Frozen Four — the program's first since the 1979-80 campaign. Along with its Frozen Four appearance, the Big Red established the school record for wins (30), claiming one more victory than Cornell's 1969-70 national championship squad, who remains the lone Division I program to go undefeated in a single season (29-0-0). In addition to its 30 wins in 2002-03, Cornell had a 19-2-1 mark in ECAC Hockey play, signifying the program's best league play record since going 21-0-0 in 1969-70.

With Schafer serving as Cornell's bench boss, the Big Red have registered 14 20-win seasons and 17 campaigns with at least a .600 win percentage, including the last seven seasons in which the Big Red has competed. In ECAC Hockey play, the Schafer-led Big Red has won at least 10 conference games on 23 occasions, also including each of the last seven seasons.

In 2020, Schafer was named co-winner of the Spencer Penrose Award, given to the nation's top head coach, sharing the honor with North Dakota's Brad Berry. It was the first time Schafer won the award after being named ECAC Hockey's Coach of the Year five times (2002, 2003, 2005, 2018, 2020).

Cornell has claimed six Whitelaw Cup (ECAC Hockey tournament titles), two more than the late legendary **NED HARKNESS** for the most in Big Red history. Schafer also has guided Cornell to three Cleary Cups (ECAC's regular-season championships) over the past seven years.

Over his illustrious coaching career for Cornell, Schafer has coached 10 players to First Team All-America status (11 instances), eight Ivy League Players of the Year, six ECAC Hockey Ken Dryden Award winners (league's best goaltender), five Rookies of the Year in both ECAC Hockey and the Ivy League, and three ECAC Hockey Players of the Year.

Schafer and his wife, Diane, have two sons, Luke and John '18, and a daughter, Michelle.

SCHAFER'S FILE

COACHING EXPERIENCE

1986-90	Cornell (Assistant Coach)
1990-94	Western Michigan (Assistant Coach)
1994-95	Western Michigan (Associate Head Coach)
1995-Pres.	Cornell (Head Coach)

PLAYING EXPERIENCE

1979-80	Georgetown Gemini (CJBHL)
1980-82	Guelph Platters (OPJHL)
1982-86	Cornell

EDUCATION

Cornell University
B.A., Business Management & Marketing, 1986

COACHING CAREER

SEASON	RECORD	W%	CONF.	W%
CORNELL (1995 - PRESENT)				
1995-96	21-9-4	.676	14-4-4	.727
1996-97	21-9-5	.671	14-6-2	.682
1997-98	15-16-2	.485	9-12-1	.432
1998-99	12-15-4	.452	9-10-3	.477
1999-00	16-14-2	.531	10-9-1	.525
2000-01	16-12-5	.561	11-8-3	.568
2001-02	25-8-2	.743	17-3-2	.818
2002-03	30-5-1	.847	19-2-1	.886
2003-04	16-10-6	.594	13-6-3	.659
2004-05	27-5-3	.814	18-2-2	.864
2005-06	22-9-4	.686	13-6-3	.659
2006-07	14-13-4	.516	10-8-4	.545
2007-08	19-14-3	.569	12-9-1	.568
2008-09	22-10-4	.667	13-6-3	.659
2009-10	21-9-4	.676	14-5-3	.705
2010-11	16-15-3	.515	11-9-2	.545
2011-12	19-9-7	.643	12-4-6	.682
2012-13	15-16-3	.485	8-11-3	.432
2013-14	17-10-5	.609	11-7-4	.591
2014-15	11-14-6	.452	9-9-4	.500
2015-16	16-11-7	.574	8-8-6	.500
2016-17	21-9-5	.671	13-4-5	.705
2017-18	25-6-2	.788	17-3-2	.818
2018-19	21-11-4	.639	13-5-4	.682
2019-20	23-2-4	.862	18-2-2	.864
2020-21	— NO SEASON (COVID-19 PANDEMIC) —			
2021-22	18-10-4	.625	12-6-4	.636
2022-23	21-11-2	.647	15-6-1	.705
2023-24	22-7-6	.714	12-6-4	.636
2024-25	6-5-4	.533	3-3-2	.500
TOTALS	548-294-115	.633	358-179-85	.644

CORNELL'S RECORD UNDER SCHAFER

CATEGORY	2024-25	UNDER SCHAFER	STREAK	CATEGORY	2024-25	UNDER SCHAFER	STREAK	CATEGORY	2024-25	UNDER SCHAFER	STREAK
Overall	6-5-4	548-294-115	Lost 1	Cornell Scores First	3-0-2	399-89-57	Tied 1	Leads after 1st period	3-0-1	286-46-27	Tied 1
ECAC Hockey Game	3-3-2	358-179-85	Lost 1	Opponent Scores First	3-5-2	149-205-51	Lost 1	Trails after 1st period	3-2-1	68-149-30	Lost 2
Ivy League Game	2-1-2	195-94-35	Won 1	When Shutout	0-1-0	0-50-7	Lost 6	Tied after 1st period	0-3-2	194-99-58	Tied 1
Non-Conference Game	3-2-2	190-115-30	Lost 1	Scores One Goal	0-1-1	21-90-27	Tied 1	Leads after 2nd period	2-0-0	418-22-29	Won 16
Home	5-1-1	289-108-48	Won 2	Scores Two Goals	0-2-2	85-91-45	Lost 2	Trails after 2nd period	3-4-2	34-198-32	Lost 2
Away	0-4-2	196-130-54	Lost 1	Scores Three Goals	2-1-1	150-43-27	Won 1	Tied after 2nd period	1-1-2	96-74-54	Tied 1
Neutral Site	1-0-1	63-56-13	Tied 1	Scores Four Goals	2-0-0	124-16-6	Won 7	Outshoots Opponent	3-3-3	339-137-62	Lost 1
October	0-0-0	18-10-2	Won 2	Scores 5+ Goals	2-0-0	168-4-3	Won 110	Outshot by Opponent	1-2-1	190-146-50	Lost 2
November	4-2-3	139-65-25	Tied 1	Shutout Opponent	1-0-0	112-0-7	Won 26	Tied in Shots	2-0-0	19-11-3	Won 3
December	1-1-0	54-32-19	Lost 1	Allows One Goal	2-0-1	193-16-27	Tied 1	In Overtime	1-0-4	52-44-115	Tied 1
January	1-2-1	112-63-36	Lost 1	Allows Two Goals	2-0-2	161-50-45	Won 2	In Shootouts	3-1	12-11	Won 3
February	0-0-0	131-66-30	Tied 1	Allows Three Goals	1-1-1	62-70-27	Tied 1	vs. Ranked Opponents	2-3-2	121-107-32	Lost 1
March	0-0-0	94-57-3	Lost 1	Allows Four Goals	0-3-0	19-72-6	Lost 6				
April	0-0-0	0-1-0	Lost 1	Allows 5+ Goals	0-1-0	1-86-3	Lost 53				

SCHAFER MISCELLANEA

SCHAFER'S ALL-TIME VICTORIES				
11/10/95	vs. Brown	W, 4-1	1	
1/19/98	at Colgate	W, 3-2 (OT)	50	
3/10/01	vs. Princeton	W, 2-1	100	
3/1/03	at Yale	W, 3-0	150	
10/28/05	vs. Michigan State	W, 4-2	200	
3/7/08	vs. Dartmouth	W, 3-2	250	
11/27/10	vs. Colgate	W, 4-3	300	
11/1/13	vs. Princeton	W, 4-2	350	
1/7/17	at Merrimack	W, 1-0	400	
2/1/19	at Union	W, 4-0	450	
11/4/22	at Princeton	W, 3-1	500	
1/3/25	vs. UMass	W, 4-2	548	
GOALS SCORED UNDER SCHAFER • ALL GAMES				
11/10/95	Chad Wilson	A Michigan State	1	
2/23/96	Jeff Burgoyne	H Union	100	
1/25/97	Darren Tymchyshyn	H Ferris State	200	
1/17/98	Jeff Oates	H Colgate	300	
1/29/99	Denis Ladouceur	A Princeton	400	
2/4/00	Larry Pierce	A Harvard	500	
2/17/01	Mark McRae	H Vermont	600	
2/16/02	Matt McRae	A Vermont	700	
1/17/03	Ryan Vesce	A Union	800	
11/29/03	Byron Bitz	H Mercyhurst	900	
12/29/04	Cam Abbott	N Maine	1000	
12/2/05	Chris Abbott	H Princeton	1100	
12/1/06	Mitch Carefoot	H RPI	1200	
1/20/08	Topher Scott	H Clarkson	1300	
1/17/09	Michael Kennedy	A RPI	1400	
1/15/10	Locke Jillson	A Clarkson	1500	
1/14/11	Joe Devin	H RPI	1600	
1/21/12	Joakim Ryan	H Harvard	1700	
2/16/13	Nick D'Agostino	A Harvard	1800	
3/15/14	Patrick McCarron	H Clarkson	1900	
1/9/16	Jeff Kubiak	H Merrimack	2000	
2/3/17	Anthony Angello	A Union	2100	
1/19/18	Anthony Angello	H Colgate	2200	
2/1/19	Morgan Barron	A Union	2300	
1/10/20	Jeff Malott	A RPI	2400	
1/1/22	Ondrej Psenicka	A Arizona State	2500	
1/6/23	Jack Malone	A Union	2600	
12/29/23	Dalton Bancroft	N UMass	2700	
11/23/24	Dalton Bancroft	H Princeton	2800	
1/11/25	Jake Kraft	A Sacred Heart	2820	
SCHAFER'S RECORD AGAINST OPPONENTS				
Bold denotes 2024-25 opponent				
AIC	1-0-1	Minnesota State	1-0-0	
Air Force	1-0-0	New Hampshire	4-4-0	
Alabama-Huntsville	5-0-1	Niagara	15-2-0	
Alaska	2-0-0	North Dakota	6-4-0	
Arizona State	4-3-1	Northeastern	5-0-0	
Army	1-1-1	Northern Michigan	4-1-1	
Bemidji State	0-1-0	Notre Dame	1-0-0	
Boston College	1-1-0	Ohio State	6-5-0	
Boston University	7-8-2	Omaha	2-1-1	
Bowling Green	0-1-1	Penn State	1-0-0	
Brown	46-8-6	Princeton	46-18-3	
Canisius	2-0-0	Providence	2-3-1	
Clarkson	45-22-11	Quinnipiac	27-21-5	
Colgate	40-19-12	RIT	2-2-0	
Colorado College	4-3-1	Robert Morris	1-0-0	
Dartmouth	32-24-8	RPI	38-19-9	
Denver	2-4-0	Sacred Heart	2-3-1	
Ferris State	2-3-0	St. Cloud State	1-1-0	
Harvard	42-25-9	St. Lawrence	32-20-7	
Lake Superior State	0-1-1	UConn	1-0-0	
Maine	2-5-3	UMass	4-1-2	
Mercyhurst	0-1-1	UMass Lowell	0-2-0	
Merrimack	4-2-0	Union	40-19-9	
Miami (Ohio)	4-3-0	Vermont	13-2-4	
Michigan	2-0-1	Wayne State	1-1-0	
Michigan State	3-5-1	Western Michigan	6-1-1	
Minnesota	0-1-0	Wisconsin	1-1-0	
Minnesota Duluth	2-2-1	Yale	32-20-9	

FIVE-YEAR SITUATIONAL BREAKDOWNS

	2019-20	2021-22	2022-23	2023-24	2024-25	FIVE-YEAR TOTAL	SCHAFER TOTAL
Overall	23-2-4	18-10-4	21-11-2	22-7-6	6-5-4	90-35-20	548-294-115
ECAC Hockey games	18-2-2	12-6-4	15-6-1	12-6-4	3-3-2	60-23-13	358-179-85
Ivy League games	8-1-1	5-3-2	8-2-0	5-2-3	2-1-2	28-9-8	171-81-33
Non-conference games	5-0-2	6-4-0	6-5-1	10-1-2	3-2-2	30-12-7	190-115-30
At home	11-0-2	9-4-3	12-3-1	10-3-2	5-1-1	47-11-9	289-108-48
On the road	10-2-1	8-6-1	7-6-1	8-3-2	0-4-2	33-21-7	196-130-54
At a neutral site	2-0-1	1-0-0	2-2-0	4-1-2	1-0-1	10-3-4	63-56-13
Leading after 1st period	15-0-0	10-3-3	15-2-1	14-0-1	3-0-1	57-5-6	286-46-27
Trailing after 1st period	0-1-0	2-6-1	3-4-1	1-4-1	3-2-1	9-17-4	68-149-30
Tied after 1st period	8-1-4	6-1-0	3-5-0	7-3-4	0-3-2	24-13-10	194-99-58
Leading after 2nd period	20-0-0	12-0-1	19-0-0	19-0-2	2-0-0	72-0-3	418-22-29
Trailing after 2nd period	0-2-3	3-8-1	1-7-1	2-4-1	3-4-2	9-25-8	34-198-32
Tied after 2nd period	3-0-1	3-2-2	1-4-1	1-3-3	1-1-2	9-10-9	96-74-54
Outshooting opponent	17-1-3	12-8-2	18-6-2	15-5-4	3-3-3	65-23-14	339-137-62
Outshot by opponent	3-1-1	5-1-2	2-4-0	7-2-2	1-2-1	18-10-6	190-146-50
Shots are even	3-0-0	1-1-0	1-1-0	0-0-0	2-0-0	7-2-0	19-11-3
One-goal margin	3-1	7-7	6-7	4-5	1-1	21-21	203-138
Two-goal margin	7-0	3-1	5-2	6-1	3-2	24-6	128-65
Three-plus-goal margin	13-1	8-2	10-2	12-1	2-2	45-8	217-91
Scoring first	20-0-1	12-2-3	18-3-1	17-3-4	3-0-2	70-8-11	399-89-57
Opponent scores first	3-2-3	6-8-1	3-8-1	5-4-2	3-5-2	20-25-7	149-205-51
In October	0-0-0	2-0-0	0-2-0	2-0-0	0-0-0	4-2-0	18-10-2
In November	9-0-0	6-1-0	6-2-0	3-3-1	4-2-3	28-8-4	138-65-25
In December	1-1-0	1-0-1	2-1-1	1-1-2	1-1-0	6-4-4	54-32-19
In January	4-1-4	4-3-2	5-2-0	5-0-1	1-2-1	19-8-8	112-63-36
In February	9-0-0	4-4-1	5-2-1	5-1-2	0-0-0	18-8-8	131-66-30
In March	0-0-0	1-2-0	3-2-0	6-2-0	0-0-0	10-6-0	94-57-3
On Sunday	1-0-0	0-2-0	0-0-0	0-0-0	0-0-0	1-3-0	19-19-5
On Monday	0-0-0	0-0-0	0-0-0	0-0-0	0-0-0	0-0-0	3-2-0
On Tuesday	0-0-0	0-1-0	1-0-0	0-0-0	0-0-0	1-1-0	13-7-3
On Wednesday	0-0-0	0-0-0	0-0-0	0-0-0	0-0-0	0-0-0	3-4-1
On Thursday	0-0-0	0-0-0	2-0-0	1-0-0	0-0-0	3-0-0	7-8-1
On Friday	11-1-1	7-5-1	10-4-1	11-3-2	3-2-2	42-15-7	256-104-45
On Saturday	11-1-3	11-2-3	8-6-1	10-4-4	3-3-2	43-16-13	247-150-60
First of back-to-back	12-1-1	7-6-1	11-3-0	11-3-2	3-2-2	44-15-8	271-109-44
Second of back-to-back	10-1-3	9-2-3	7-5-2	9-3-3	3-3-1	38-14-12	225-141-56
Third in three days	0-0-0	0-1-0	0-0-0	0-0-0	0-0-0	0-1-0	7-5-0
In a single game	1-0-0	2-1-0	3-3-0	2-1-0	0-0-1	8-5-1	45-39-15
In overtime	0-0-4	4-1-4	0-2-2	2-2-6	1-0-4	7-5-20	52-44-115
In shootouts	0-0	0-4	1-1	4-2	3-1	8-8	12-11
vs. ECAC Hockey opp.	18-2-2	13-8-4	17-7-1	16-6-4	3-3-3	67-24-12	432-217-91
vs. Atlantic Hockey opp.	0-0-0	0-0-0	2-0-1	0-0-0	0-1-1	2-1-2	12-5-3
vs. Big Ten opp.	3-0-0	0-0-0	0-0-0	0-0-0	0-0-0	3-0-0	4-3-0
vs. CCHA opp.	0-0-0	0-0-0	0-0-0	0-0-0	0-0-0	0-0-0	18-14-4
vs. Hockey East opp.	1-0-1	1-0-0	1-2-0	2-0-1	1-0-0	6-2-2	30-26-8
vs. NCHC opp.	0-0-0	2-0-0	1-2-0	2-1-0	2-1-0	7-4-0	13-9-1
vs. Independent opp.	0-0-0	2-2-0	0-0-0	2-0-1	0-0-0	4-2-1	10-3-3
vs. Ranked Opponents	6-1-3	5-1-1	3-8-0	7-2-2	2-3-2	23-15-8	121-107-32

TEAM GOALS IN A GAME

1.	11	11/13/21 vs. RPI (W, 11-3)
2.	10	11/20/99 vs. Clarkson (W, 10-4)
	10	2/4/23 vs. Union (W, 10-1)
4.	9	3/9/18 vs. Quinnipiac (W, 9-1)
5.	8	1/23/96 vs. UMass (W, 8-1)
	8	3/8/96 vs. Colgate (W, 8-1)
	8	3/9/96 vs. Colgate (W, 8-3)
	8	2/6/99 vs. Princeton (W, 8-4)
	8	11/12/99 vs. Brown (W, 8-1)
	8	2/11/00 at Clarkson (W, 8-3)
	8	11/15/02 at Vermont (W, 8-0)
	8	2/8/03 vs. Vermont (W, 8-1)
	8	2/17/07 vs. Princeton (W, 8-4)
	8	12/29/22 vs. AIC (W, 8-4)

INDIVIDUAL GOALS IN A GAME

1.	4	Max Andreev	vs. RPI (11/13/21)
2.	3	Brad Chartrand	vs. Harvard (11/11/95)
	3	P.C. Drouin	at Union (12/10/95)
	3	Kyle Knopp	at Brown (2/17/96)
	3	David Kozier	at Harvard (11/13/98)
	3	Matt Moulson	vs. Dartmouth (2/7/03)
	3	Ryan Vesce	at Princeton (11/8/03)
	3	Matt Moulson	at Harvard (1/9/04)
	3	Mike Knoepfli	vs. Clarkson (3/12/04)
	3	Matt Moulson	vs. Union (2/19/05)
	3	Colin Greening	vs. Dartmouth (2/29/08)
	3	Tyler Roeszler	vs. Colgate (1/22/11)
	3	Mitch Vanderlaan	at Yale (11/12/16)
	3	Jeff Malott	at Princeton (1/13/17)
	3	Noah Bauld	vs. St. Lawrence (11/17/17)
	3	Kyle Betts	vs. Canisius (12/30/17)
	3	Anthony Angello	at Harvard (1/26/18)
	3	Morgan Barron	vs. Yale (11/9/19)
	3	Ben Berard	vs. Clarkson (2/29/20)
	3	Ben Berard	at Dartmouth (11/6/21)
	3	Matt Stienburg	at St. Lawrence (12/3/21)
	3	Dalton Bancroft	vs. UConn (11/26/22)
	3	Jonathan Castagna	vs. Princeton (1/19/24)

TEAM ASSISTS IN A GAME

1.	22	11/13/21 vs. RPI (W, 11-3)
2.	20	11/20/99 vs. Clarkson (W, 10-4)
	20	11/20/99 vs. Clarkson (W, 10-4)
4.	18	3/9/18 vs. Quinnipiac (W, 9-1)
	18	2/4/23 vs. Union (W, 10-1)
6.	16	1/23/96 vs. UMass (W, 8-1)
	16	3/8/96 vs. Colgate (W, 8-1)
	16	3/9/96 vs. Colgate (W, 8-3)
	16	2/6/99 vs. Princeton (W, 8-4)
	16	11/12/99 vs. Brown (W, 8-1)
	16	2/11/00 at Clarkson (W, 8-3)
	16	11/15/02 at Vermont (W, 8-0)
	16	2/8/03 vs. Vermont (W, 8-1)
	16	2/17/07 vs. Princeton (W, 8-4)
	16	12/29/22 vs. AIC (W, 8-4)

INDIVIDUAL ASSISTS IN A GAME

1.	4	Jeff Burgoyne	vs. Princeton (2/6/99)
	4	Kyle Knopp	at RPI (2/26/99)
	4	Mark McRae	at Clarkson (2/11/00)
	4	Mike Knoepfli	vs. Vermont (2/8/03)
	4	Ryan Vesce	at Princeton (11/8/03)
	4	Ryan Vesce	at Harvard (1/9/04)
	4	Byron Bitz	vs. Princeton (2/13/04)
	4	Brenden Locke	vs. Quinnipiac (3/9/18)
	4	Yanni Kaldis	vs. Quinnipiac (3/9/18)
	4	Nick DeSantis	at RPI (1/7/23)
11.	3	81 times by 55 players	
		Last: Gabriel Seger, at Clarkson (2/23/24)	

TEAM POINTS IN A GAME

1.	33	11/13/21 vs. RPI (W, 11-3; 11g-22a)
2.	30	11/20/99 vs. Clarkson (W, 10-4; 10g-20a)
3.	28	2/4/23 vs. Union (W, 10-1; 10g-18a)
4.	27	3/9/18 vs. Union (W, 10-1; 9g-18a)
5.	24	1/23/96 vs. Quinnipiac (W, 9-1; 8g-16a)
	24	3/8/96 vs. UMass (W, 8-1; 8g-16a)
	24	3/9/96 vs. Colgate (W, 8-1; 8g-16a)
	24	2/6/99 vs. Colgate (W, 8-3; 8g-16a)
	24	11/12/99 vs. Princeton (W, 8-4; 8g-16a)
	24	2/11/00 vs. Brown (W, 8-1; 8g-16a)
	24	11/15/02 at Clarkson (W, 8-3; 8g-16a)
	24	2/8/03 at Vermont (W, 8-0; 8g-16a)
	24	2/17/07 vs. Vermont (W, 8-1; 8g-16a)
	24	12/29/22 vs. Princeton (W, 8-4; 8g-16a)

INDIVIDUAL POINTS IN A GAME

1.	7	Ryan Vesce (3g-4a)	at Princeton (11/8/03)
2.	6	Max Andreev (4g-2a)	vs. Union (11/13/21)
3.	5	Kyle Knopp (2g-3a)	at Union (12/10/95)
	5	Denis Ladouceur (2g-3a)	vs. Clarkson (11/20/99)
5.	4	43 times by 33 players	
		Last: Gabriel Seger (2g-2a), at Harvard (3/16/24)	

POWER-PLAY GOALS IN A GAME

1.	6	2/4/23 vs. Union (W, 10-1)
2.	5	12/10/95 at Union (T, 5-5 — OT)
	5	2/8/03 vs. Vermont (W, 8-1)
4.	4	12/1/95 vs. Yale (W, 6-2)
	4	2/16/96 at Harvard (W, 5-4 — OT)
	4	2/6/99 vs. Princeton (W, 8-4)
	4	11/6/09 vs. Dartmouth (W, 5-1)
	4	10/26/13 at Omaha (W, 4-3)
9.	3	46 times, Last: 1/21/23 vs. Princeton (W, 3-2)

SHORT-HANDED GOALS IN A GAME

1.	2	11/11/95 vs. Harvard (W, 5-3)
	2	12/2/95 vs. Princeton (T, 5-5 — OT)
	2	2/7/97 at Dartmouth (W, 5-3)
	2	2/6/99 vs. Princeton (W, 8-4)
	2	3/11/05 vs. Clarkson (W, 5-0)
	2	1/13/12 at Quinnipiac (W, 2-1)
7.	1	57 times, Last: 2/3/23 vs. Clarkson (W, 7-2)

TEAM SAVES IN A GAME

1.	60	3/17/13 at Quinnipiac (L, 2-3 — 2OT)
2.	59	3/26/06 vs. Wisconsin (L, 0-1 — 3OT)
3.	52	12/27/96 vs. Providence (W, 4-3 — 3OT)
	52	2/13/10 vs. Yale (L, 1-2 — OT)
5.	47	11/22/97 vs. Yale (L, 1-2 — OT)
	47	11/24/98 at Northeastern (W, 4-2)
7.	46	12/10/95 at Union (T, 5-5 — OT)
	46	3/9/12 vs. Dartmouth (W, 4-3 — 2OT)
9.	45	3/1/96 at Clarkson (L, 1-2 — OT)
	45	3/16/01 vs. Harvard (W, 5-2)
	45	11/30/07 vs. UMass (T, 0-0 — OT)

INDIVIDUAL SAVES IN A GAME

1.	60	Andy Iles	at Quinnipiac (3/17/13 — 2OT)
2.	59	David McKee	vs. Wisconsin (3/26/06 — 3OT)
3.	52	Jean-Marc Pelletier	vs. Providence (12/27/96 — 3OT)
	52	Ben Scrivens	vs. Yale (2/13/10 — OT)
5.	47	Jason Elliott	vs. Yale (11/22/97 — OT)
	47	Matt Underhill	at Northeastern (11/24/98)
7.	46	Jason Elliott	at Union (12/10/95 — OT)
	46	Andy Iles	vs. Dartmouth (W, 4-3 — 2OT)
9.	45	Jason Elliott	at Clarkson (3/1/96 — OT)
	45	Matt Underhill	vs. Harvard (3/16/01)
	45	Ben Scrivens	vs. UMass (11/30/07 — OT)

QUICKEST GOALS TO BEGIN GAME

1.	0:08	Dalton Bancroft	vs. Yale (11/8/24)
2.	0:16	Ryan O'Byrne	at St. Lawrence (2/25/05)
3.	0:22	Tristan Mullin	at Brown (2/15/19)
4.	0:25	Matt McRae	at Yale (11/30/01)
5.	0:27	Denis Ladouceur	vs. Union (12/4/98)
6.	0:28	Anthony Angello	vs. RPI (2/27/16)
7.	0:29	Jamie Papp	vs. Harvard (3/7/97)
8.	0:31	Ryan Vesce ^(PP)	at Harvard (2/15/03)
	0:31	Nick D'Agostino	vs. Harvard (2/18/11)
10.	0:32*	Dalton Bancroft	vs. UConn (11/26/22)

* - denotes game-winning goal

LATEST GOALS IN REGULATION

1.	59:59	Tyler Mugford ^(EN)	vs. Robert Morris (10/26/06)
	59:59	Blake Gallagher ^(EN)	vs. Brown (2/12/10)
	59:59	Anthony Angello ^(EN)	at Yale (11/12/16)
	59:59	Anthony Angello ^(EN)	at Harvard (1/26/18)
5.	59:58*	Alec McCrea ^(PP)	vs. Harvard (11/11/17)
6.	59:57	Kyle Knopp ^(EN)	vs. St. Lawrence (3/1/97)
	59:57	Vinnie Auger ^(PP/EN)	vs. Northeastern (11/1/97)
	59:57	Krzysztof Wieckowski ^(EN)	at Boston Univ. (11/25/01)
9.	59:56	Colin Greening ^(EN)	vs. Colgate (11/24/09)
10.	59:55	Shane Palahicky ^(PP)	vs. Yale (11/8/02)
	59:55	Sullivan Mack ^(EN)	vs. North Dakota (11/1/24)

* - denotes game-winning goal

QUICKEST GAME-WINNING GOALS

1.	0:32	Dalton Bancroft	vs. UConn (11/26/22)
2.	0:37	Michael Kennedy	at RPI (1/17/09)
3.	0:42	Taylor Davenport	vs. Union (12/2/06)
4.	0:46	Sullivan Mack	at Princeton (2/26/22)
5.	1:21	Brenden Locke	vs. Union (3/16/19)
6.	1:38	Mike Iggulden	at Clarkson (2/26/05)
7.	1:49	Max Andreev	vs. St. Lawrence (2/28/20)
8.	1:59	Cam Abbott	at Union (1/17/03)
9.	2:17	Trevor Yates	vs. Colgate (11/13/15)
10.	2:39	Jeremy Downs	at Vermont (11/15/02)

LATEST GAME-WINNING GOALS

1.	110:14	David Adler ^(3OT)	vs. Providence (12/27/96)
2.	97:40	Sean Whitney ^(2OT)	vs. Dartmouth (3/9/12)
3.	90:32	Matt Moulson ^(2OT)	vs. Clarkson (3/11/06)
4.	89:54	Colin Greening ^(2OT)	vs. Princeton (3/20/09)
5.	88:30	Raymond Sawada ^(2OT)	vs. Clarkson (3/10/06)
6.	81:09	Matt McRae ^(2OT)	vs. Boston College (3/30/03)
7.	72:32	Brian Ferlin ^(OT)	vs. Clarkson (3/16/14)
8.	70:41	Joe Devin ^(OT)	vs. Quinnipiac (3/13/11)
9.	67:25	David Kozier ^(OT)	vs. Princeton (3/9/01)
10.	64:46	Mark McRae ^(PP/OT)	at Vermont (1/12/01)

LATEST GAME-WINNING GOALS (NON-OT)

1.	59:58	Alec McCrea ^(PP)	vs. Harvard (11/11/17)
2.	59:54	Ben Berard	at Dartmouth (11/6/21)
3.	59:44	Sam Paolini	vs. Yale (2/9/02)
4.	59:42	Evan Barlow	vs. Northeastern (3/28/09)
5.	59:41	Larry Pierce	vs. Niagara (11/6/98)
6.	59:37	Mark McCutcheon	vs. Quinnipiac (12/3/05)
7.	59:35	Yanni Kaldis ^(PP)	at RPI (2/4/17)
8.	59:34	Travis Bell	at St. Lawrence (1/26/02)
9.	59:21	Mark McCutcheon	at Colgate (2/4/06)
10.	59:20	Colin Greening ^(EN)	at Yale (11/9/07)

Bold denotes accomplished this season

SINGLE-SEASON AND CAREER LEADERS UNDER SCHAFER

GOALS IN A SEASON

1.	24	Brad Chartrand	1995-96
2.	22	Matt Moulson	2004-05
3.	19	Ryan Vesce	2002-03
4.	18	P.C. Drouin	1995-96
	18	Matt Moulson	2003-04
	18	Matt Moulson	2005-06
	18	Blake Gallagher	2009-10
8.	17	Joe Devin	2010-11
9.	15	Five times by five players Last: Morgan Barron (2018-19)	

GOALS BY DEFENSEMAN, SEASON

1.	13	Chad Wilson	1996-97
2.	11	Tony Bergin	1996-97
	11	Doug Murray	2001-02
4.	9	Mark McRae	2002-03
	9	Charlie Cook	2004-05
6.	8	Mark McRae	2000-01
	8	Mark McRae	2001-02
	8	Nick D'Agostino	2011-12
	8	Joakim Ryan	2013-14
	8	Sam Malinski	2022-23

ASSISTS IN A SEASON

1.	33	Stephen Bâby	2002-03
2.	32	Kyle Knopp	1998-99
3.	30	Gabriel Seger	2023-24
4.	26	Steve Wilson	1995-96
	26	Ryan Vesce	2002-03
6.	25	Greg Miller	2010-11
7.	24	Yanni Kaldis	2018-19
8.	23	Stephen Bâby	2001-02
	23	Riley Nash	2009-10
	23	Gabriel Seger	2022-23

ASSISTS BY DEFENSEMAN, SEASON

1.	26	Steve Wilson	1995-96
2.	24	Yanni Kaldis	2018-19
3.	22	Mark McRae	2001-02
4.	21	Doug Murray	2001-02
5.	20	Doug Murray	2002-03
	20	Joakim Ryan	2012-13
	20	Yanni Kaldis	2019-20
8.	19	Mark McRae	2002-03
	19	Charlie Cook	2003-04
	19	Patrick McCarron	2016-17

POINTS IN A SEASON

1.	45	Ryan Vesce	2002-03
2.	44	Gabriel Seger	2023-24
3.	43	Brad Chartrand	1995-96
4.	42	Kyle Knopp	1998-99
	42	Matt Moulson	2004-05
6.	41	Stephen Bâby	2002-03
7.	38	Matt Moulson	2005-06
8.	37	Blake Gallagher	2009-10
9.	35	Matt Moulson	2003-04
	35	Colin Greening	2009-10
	35	Riley Nash	2009-10

POINTS BY DEFENSEMAN, SEASON

1.	32	Doug Murray	2001-02
2.	30	Steve Wilson	1995-96
	30	Mark McRae	2001-02
4.	28	Mark McRae	2002-03
	28	Yanni Kaldis	2018-19
6.	26	Sam Malinski	2022-23
7.	25	Doug Murray	2002-03
	25	Patrick McCarron	2016-17
	25	Yanni Kaldis	2019-20
10.	24	Joakim Ryan	2013-14

TEAM GOALS IN A SEASON

1.	139	1995-96	# of players with goals:	19
2.	133	2002-03	# of players with goals:	19
3.	123	1996-97	# of players with goals:	19
4.	118	2001-02	# of players with goals:	21
5.	115	2003-24	# of players with goals:	18
6.	112	2004-05	# of players with goals:	18
	112	2022-23	# of players with goals:	22
8.	108	2018-19	# of players with goals:	21
9.	107	2009-10	# of players with goals:	20
10.	104	1999-00	# of players with goals:	19
	104	2019-20	# of players with goals:	21

TEAM ASSISTS IN A SEASON

1.	237	1995-96	# of players with assists:	19
2.	236	2002-03	# of players with assists:	21
3.	198	2001-02	# of players with assists:	22
4.	195	2003-24	# of players with assists:	21
	195	2022-23	# of players with assists:	22
6.	193	1996-97	# of players with assists:	20
7.	190	2019-20	# of players with assists:	22
8.	186	2004-05	# of players with assists:	21
	186	2018-19	# of players with assists:	22
10.	181	2009-10	# of players with assists:	20

TEAM POINTS IN A SEASON

1.	376	1995-96	# of players with points:	20
2.	369	2002-03	# of players with points:	21
3.	316	2001-02	# of players with points:	23
	316	1996-97	# of players with points:	20
5.	310	2023-24	# of players with points:	21
6.	307	2022-23	# of players with points:	22
7.	298	2004-05	# of players with points:	21
8.	294	2019-20	# of players with points:	23
	294	2018-19	# of players with points:	22
10.	288	2009-10	# of players with points:	22

TEAM SAVES IN A SEASON

1.	1004	1997-98	Matches: 33	SV/match:	30.42
2.	978	1996-97	Matches: 35	SV/match:	27.94
3.	949	2010-11	Matches: 34	SV/match:	27.91
4.	948	2007-08	Matches: 36	SV/match:	26.33
5.	936	2015-16	Matches: 34	SV/match:	27.53
6.	915	2009-10	Matches: 34	SV/match:	26.91
7.	904	2012-13	Matches: 34	SV/match:	26.59
8.	898	1995-96	Matches: 34	SV/match:	26.41
9.	879	2016-17	Matches: 35	SV/match:	25.11
10.	870	2011-12	Matches: 35	SV/match:	24.86

SEASON GOALS-AGAINST AVERAGE

1.	1.24	2004-05	GA: 44	Minutes: 2134:19
2.	1.26	2002-03	GA: 46	Minutes: 2187:32
3.	1.52	2017-18	GA: 50	Minutes: 1978:38
4.	1.54	2019-20	GA: 45	Minutes: 1750:43
5.	1.68	2001-02	GA: 61	Minutes: 2176:41
6.	1.80	2023-24	GA: 64	Minutes: 2135:41
7.	1.82	2003-04	GA: 59	Minutes: 1942:47
8.	1.84	2009-10	GA: 63	Minutes: 2049:53
9.	1.849	2008-09	GA: 64	Minutes: 2076:35
10.	1.854	2022-23	GA: 63	Minutes: 2038:42

SEASON SHUTOUTS

1.	10	2004-05
	10	2017-18
3.	9	2002-03
4.	7	2009-10
	7	2008-09
	7	2015-16
7.	6	2011-12
8.	5	Six times, Last: 2021-22

Bold denotes accomplished this season / active player

CAREER GOALS

1.	71	Matt Moulson	2002-06
2.	53	Colin Greening	2006-10
3.	46	Doug Stienstra	1996-00
	46	Ryan Vesce	2000-04
5.	45	Ryan Moynihan	1996-00
6.	41	Mitch Vanderlaan	2015-19
7.	40	Kyle Knopp	1995-99
8.	37	Sam Paolini	1999-03
	37	Riley Nash	2007-10
	37	Joe Devin	2007-11

CAREER ASSISTS

1.	93	Kyle Knopp	1995-99
2.	86	Stephen Bâby	1999-03
3.	82	Ryan Vesce	2000-04
	82	Topher Scott	2004-08
5.	72	Yanni Kaldis	2016-20
6.	68	Mark McRae	1999-03
7.	67	Matt Moulson	2002-06
8.	64	Riley Nash	2007-10
	64	Greg Miller	2009-13
10.	63	Blake Gallagher	2006-10

CAREER POINTS

1.	138	Matt Moulson	2002-06
2.	133	Kyle Knopp	1995-99
3.	128	Ryan Vesce	2000-04
4.	115	Stephen Bâby	1999-03
	115	Colin Greening	2006-10
6.	107	Topher Scott	2004-08
7.	106	Ryan Moynihan	1996-00
8.	101	Riley Nash	2007-10
9.	99	Doug Stienstra	1996-00
10.	98	Mark McRae	1999-03
	98	Greg Miller	2009-13

CAREER SAVES

1.	2,988	Andy Iles	2010-14
2.	2,824	Ben Scrivens	2006-10
3.	2,403	Mitch Gillam	2013-17
4.	2,208	David McKee	2003-06
5.	2,052	Matt Underhill	1998-02
6.	1,977	Jason Elliott	1995-98
7.	1,939	Ian Shane	2021-Pr.
8.	1,844	Matthew Galajda	2017-20
9.	935	Dave LeNeveu	2001-03
10.	906	Ian Burt	1997-01

CAREER GOALS-AGAINST AVERAGE

1.	1.29	Dave LeNeveu	2001-03
2.	1.64	Matthew Galajda	2017-20
3.	1.71	David McKee	2003-06
4.	1.82	Ian Shane	2021-Pr.
5.	1.91	Ben Scrivens	2006-10
6.	2.15	Mitch Gillam	2013-17
7.	2.26	Andy Iles	2010-14
8.	2.29	Troy Davenport	2004-08
9.	2.32	Matt Underhill	1998-02
10.	2.33	Mike Garman	2008-11

CAREER SHUTOUTS

1.	19	Matthew Galajda	2017-20
	19	Ben Scrivens	2006-10
3.	18	David McKee	2003-06
4.	12	Ian Shane	2021-Pr.
5.	11	Dave LeNeveu	2001-03
	11	Mitch Gillam	2013-17
7.	9	Andy Iles	2010-14
8.	6	Matt Underhill	1998-02
9.	4	Jason Elliott	1995-98
10.	3	Hayden Stewart	2014-18

SCHAFER'S ALUMNI IN THE NHL (THROUGH JAN. 14)



MORGAN BARRON

F | Winnipeg | CU from 2017-20

2024-25 STATS

GP	G	A	PTS
45	4	3	7

CAREER NHL STATS

GP	G	A	PTS
227	26	26	52



SAM MALINSKI

D | Colorado | CU from 2019-23

2024-25 STATS

GP	G	A	PTS
45	1	4	5

CAREER NHL STATS

GP	G	A	PTS
68	4	11	15

BIG RED NHLers UPCOMING SCHEDULE

THURSDAY, JAN. 16

- Seattle at **Winnipeg**, 8:00
- Edmonton at **Colorado**, 9:30 (ESPN)

SATURDAY, JAN. 18

- Dallas at **Colorado**, 4:00
- Calgary at **Winnipeg**, 7:00

MONDAY, JAN. 20

- Minnesota at **Colorado**, 3:00
- Winnipeg** at Utah, 9:30

WEDNESDAY, JAN. 22

- Winnipeg** at **Colorado**, 9:30

BIG RED NOTABLES IN THE NATIONAL

WINNIPEG, Manitoba (JAN. 7, 2025) — Former Cornell forward **MORGAN BARRON** found the back of the net for the fourth time on the season on Jan. 7 as the Winnipeg Jets defeated the Nashville Predators, 5-2, inside the Canada Life Centre.

After having his first point streak of the season (two games) snapped on Jan. 2, Barron returned to the scoresheet following a two-game break after being awarded a goal after a Predators player poked a loose puck past their goaltender, Juuse Saros, at the right post. The marker sparked a three-goal first period for the Jets, which included the first two markers coming 16 seconds apart.

Barron has found his scoring touch of late, registering four points (two goal, two assists) in his last 11 games. Barron also tallied a first-period marker in Winnipeg's 5-0 shutout of Minnesota on Dec. 21.

Across 45 games with the Jets this season, Barron has seven points (four goals, three assists) while having the fourth-most hits on the team (74), trailing Nino Niederreiter (89), Adam Lowry (84), and Dylan DeMelo (80).

...

SAM MALINSKI '23 snapped a 21-game pointless streak with an assist on the first of three Artturi Lehkonen goals as the Colorado Avalanche defeated the Utah Hockey Club, 4-1, at the Delta Center in Salt Lake City on Dec. 27.

Malinski's helper was his first in 26 games after he aided Casey Mittelstadt in scoring against Chicago in a 5-2 loss back on Oct. 28.

In 45 appearances with the Avalanche this season, Malinski has five points (one goal, four assists) and blocked 62 shots, trailing fellow blueliners Cale Makar (71) and Samuel Girard (67).

#PRORED TRACKER

LAST UPDATED: JAN. 14, 2025

NORTH AMERICA NHL (2)

- Morgan Barron — Winnipeg
- Sam Malinski — Colorado

AHL (10)

- Anthony Angello — Milwaukee
- Cole Bardreau — Bridgeport
- Jacob MacDonald — Colorado
- Jack Malone — Utica
- Jeff Malott — Ontario
- Travis Mitchell — Bridgeport
- Riley Nash — Hartford
- Joakim Ryan — Chicago
- Gabriel Seger — Grand Rapids
- Matt Stienburg — Colorado

ECHL (4)

- Max Andreev - Kansas City
- Ben Berard — Kalamazoo
- Kyle Betts — Florida
- Joe Leahy - Greenville

SPHL (1)

- Hayden Stewart - Birmingham Bulls

INTERNATIONAL AUSTRIA - ICEHL (1)

- Sean Collins — Black Wings Linz

ENGLAND - EIHL (1)

- Michael Regush — Coventry Blaze

GERMANY - DEL (3)

- Alex Green — Straubing Tigers
- Cody Haiskanen — Nürnberg Ice Tigers
- Alec McCrea — Düsseldorf EG

GERMANY - DEL2 (1)

- Jake Weidner — EC Kassel Huskies

ITALY - ICEHL (1)

- Matt Cairns — Asiago

JAPAN - ASIA LEAGUE (1)

- Alex Rauter — Yokohama Griets

NORWAY (1)

- Mitch Gillam — Frisk Asker

RUSSIA - KHL (2)

- Kirill Gotovets — Dynamo Moskva
- Yanni Kaldis — Severstal Cherepovets

CORNELLIANS IN THE NHL



CORNELLIANS ACTIVELY IN THE NHL (2)

PLAYER	AT CORNELL	NHL SEASON	NHL TEAM
Morgan Barron	2017-20	4th	Winnipeg
Sam Malinski	2019-23	2nd	Colorado

NHLers TO PLAY FOR SCHAFER AT CORNELL (30)

PLAYER	YEAR(S) COACHED	NHL CAREER	TEAM(S)
AS AN ASSISTANT COACH (4)			
Joe Nieuwendyk	1986-87	1987-07	CGY, DAL, NJ, TOR, FLA
Corrie D'Alessio	1987-90	1992-93	HFD
Dan Ratushny	1988-90	1992-93	VAN
Ryan Hughes	1989-90	1995-96	BOS
AS A HEAD COACH (26)			
Brad Chartrand	1995-96	1999-04	LAK
P.C. Drouin	1995-96	1996-97	BOS
Jean-Marc Pelletier	1995-97	1998-04	PHI, PHX
Matt Underhill	1998-02	2003-04	CHI
Douglas Murray	1999-03	2005-14	SJ, PIT, MTL
Ryan Vesce	2000-04	2008-10	SJ
Mike Iggulden	2001-05	2007-09	SJ, NYI
David LeNeveu	2001-03	2005-11	PHX, CBJ
Matt Moulson	2002-06	2007-18	LA, NYI, BUF, MIN
Ryan O'Byrne	2003-06	2007-13	MTL, COL, TOR
Byron Bitz	2003-07	2008-12	BOS, FLA, VAN
Raymond Sawada	2004-08	2008-11	DAL
Colin Greening	2006-10	2010-16	OTT, TOR
Brendon Nash	2006-10	2010-11	MTL
Ben Scrivens	2006-10	2011-16	TOR, LA, EDM, MTL
Riley Nash	2007-10	2011-24	CAR, BOS, CBJ, WPG, TB, ARI, NYR
Sean Collins	2008-12	2012-16	CBJ, WSH
Brian Ferlin	2011-14	2014-15	BOS
Joakim Ryan	2011-15	2017-21	SJ, LA, CAR
Jacob MacDonald	2011-15	2018-24	FLA, COL, SJ
Cole Bardreau	2011-15	2019-23	NYI
Anthony Angello	2015-18	2019-22	PIT
Morgan Barron	2018-20	2020-25	NYR, WPG
Jeff Malott	2016-20	2021-22	WPG
Sam Malinski	2019-23	2023-25	COL
Matt Stienburg	2019-23	2024-25	COL

CORNELLIANS IN HOCKEY HALL OF FAME (2)



KEN DRYDEN

G | Montréal | CU from 1966-69

CAREER STATS

GP	SV	GAA	SV%
397	10,213	2.24	.922



5-time Vezina Trophy winner; 6-time All-Star



JOE NIEUWENDYK

F | Calgary, Dallas, New Jersey, Toronto, Florida | CU from 1984-87

CAREER STATS

GP	G	A	PTS
1,257	564	562	1,126



1988 Calder; 1995 Clancy; 1999 Conn Smythe

**LIAM STEELE**

#2

2024-25 STATS: 0 GP, 0 G, 0 A, 0 PTS, 0 PIM

Height: 6-4 **Weight:** 240 lbs. **Shoots:** Right **Year:** Sophomore
Hometown: Cobham, England
Previous Team: Salmon Arm Silverbacks (BCHL)

SEASON	GP	G	A	PTS	SH	SH%	PN-MIN	+/-	PPG	SHG	GWG	BLK	FOW	FOL	FO%
2023-24	0	0	0	0	0	.000	0-0	E	0	0	0	0	0	0	.000
2024-25	0	0	0	0	0	.000	0-0	E	0	0	0	0	0	0	.000
TOTALS	0	0	0	0	0	.000	0-0	E	0	0	0	0	0	0	.000

STEELE AT A GLANCE

Most Goals _____ N/A
Most Assists _____ N/A
Most Points _____ N/A
First Goal _____ N/A
First Assist _____ N/A
Last Goal _____ N/A
Last Assist _____ N/A

Longest Point Streak _____ N/A
Longest Goal Streak _____ N/A
Longest Assist Streak _____ N/A

**JACK O'BRIEN**

#3

2024-25 STATS: 11 GP, 0 G, 1 A, 1 PTS, 2 PIM

Height: 6-0 **Weight:** 184 lbs. **Shoots:** Left **Year:** Junior
Hometown: White Rock, British Columbia
Previous Team: Nanaimo Clippers (BCHL)

SEASON	GP	G	A	PTS	SH	SH%	PN-MIN	+/-	PPG	SHG	GWG	BLK	FOW	FOL	FO%
2022-23	1	0	0	0	1	.000	0-0	E	0	0	0	0	0	0	.000
2023-24	9	0	0	0	5	.000	0-0	+4	0	0	0	2	0	0	.000
2024-25	11	0	1	1	3	.000	1-2	+2	0	0	0	4	0	0	.000
TOTALS	21	0	1	1	9	.000	1-2	+6	0	0	0	6	0	0	.000

O'BRIEN AT A GLANCE

Most Goals _____ N/A
Most Assists _____ 1, at Dartmouth (11/15/24)
Most Points _____ 1, at Dartmouth (11/15/24)

First Goal _____ N/A
First Assist _____ at Dartmouth (11/15/24)
Last Goal _____ N/A
Last Assist _____ at Dartmouth (11/15/24) - 8 games

Longest Point Streak _____ N/A
Longest Goal Streak _____ N/A
Longest Assist Streak _____ N/A

**HANK KEMPF**

#4

2024-25 STATS: 15 GP, 0 G, 4 A, 4 PTS, 8 PIM

Height: 6-2 **Weight:** 203 lbs. **Shoots:** Left **Year:** Senior
Hometown: Wilmette, Ill.
Previous Team: Muskegon Lumberjacks (USHL)



SEASON	GP	G	A	PTS	SH	SH%	PN-MIN	+/-	PPG	SHG	GWG	BLK	FOW	FOL	FO%
2021-22	32	0	8	8	54	.000	3-6	+8	0	0	0	12	0	0	.000
2022-23	31	1	1	2	25	.040	5-10	+12	0	0	0	30	0	0	.000
2023-24	35	1	7	8	34	.029	6-12	+14	0	0	1	59	0	0	.000
2024-25	15	0	4	4	15	.000	4-8	+3	0	0	0	15	0	0	.000
TOTALS	113	2	20	22	128	.016	18-36	+37	0	0	1	116	0	0	.000

KEMPF AT A GLANCE

Most Goals _____ 1, (2x), Last: at Arizona State (1/13/24)
Most Assists _____ 2, (2x), Last: vs. St. Lawrence (3/23/24)
Most Points _____ 2, (2x), Last: vs. St. Lawrence (3/23/24)

First Goal _____ at RPI (1/7/23)
First Assist _____ at Dartmouth (11/6/21)
Last Goal _____ at Arizona State (1/13/24) - 35 games
Last Assist _____ vs. Colgate (12/6/24) - 5 games

Longest Point Streak _____ 4 games (11/6/21 - 11/19/21)
Longest Goal Streak _____ N/A
Longest Assist Streak _____ 4 games (11/6/21 - 11/19/21)

**HOYT STANLEY**

#5

2024-25 STATS: 15 GP, 0 G, 4 A, 4 PTS, 8 PIM

Height: 6-3 **Weight:** 203 lbs. **Shoots:** Right **Year:** Sophomore
Hometown: West Vancouver, British Columbia
Previous Team: Victoria Grizzlies (BCHL)



SEASON	GP	G	A	PTS	SH	SH%	PN-MIN	+/-	PPG	SHG	GWG	BLK	FOW	FOL	FO%
2023-24	35	2	8	10	37	.054	11-22	+16	0	0	0	25	0	0	.000
2024-25	15	0	4	4	13	.000	4-8	+3	0	0	0	26	0	0	.000
TOTALS	50	2	12	14	50	.040	15-30	+19	0	0	0	51	0	0	.000

STANLEY AT A GLANCE

Most Goals _____ 1, (2x), Last: vs. Brown (2/16/24)
Most Assists _____ 2, vs. UMass (1/3/25)
Most Points _____ 2, vs. UMass (1/3/25)

First Goal _____ vs. UMass (12/29/23)
First Assist _____ vs. Minnesota Duluth (10/27/23)
Last Goal _____ vs. Brown (2/16/24) - 26 games
Last Assist _____ 2, vs. UMass (1/3/25) - 3 games

Longest Point Streak _____ 3 games (1/13/24 - 1/20/24)
Longest Goal Streak _____ N/A
Longest Assist Streak _____ 3 games (1/13/24 - 1/20/24)

**GEORGE FEGARAS**

#6

2024-25 STATS: 9 GP, 0 G, 6 A, 6 PTS, 4 PIM

Height: 6-2 **Weight:** 212 lbs. **Shoots:** Right **Year:** Sophomore
Hometown: Richmond Hill, Ontario
Previous Team: Muskegon Lumberjacks (USHL)



SEASON	GP	G	A	PTS	SH	SH%	PN-MIN	+/-	PPG	SHG	GWG	BLK	FOW	FOL	FO%
2023-24	33	3	4	7	57	.053	6-12	+9	1	0	0	19	0	0	.000
2024-25	9	0	6	6	18	.000	2-4	E	0	0	0	9	0	0	.000
TOTALS	42	3	10	13	75	.040	8-16	+9	1	0	0	28	0	0	.000

FEGARAS AT A GLANCE

Most Goals _____ 1, (3x), Last: vs. St. Lawrence (2/2/24)
Most Assists _____ 2, (2x), Last: at Colgate (12/7/24)
Most Points _____ 2, (3x), Last: at Colgate (12/7/24)

First Goal _____ at Brown (11/4/23)
First Assist _____ at Brown (11/4/23)
Last Goal _____ vs. St. Lawrence (2/2/24) - 22 games
Last Assist _____ at Sacred Heart (1/10/25) - 1 game

Longest Point Streak _____ 2, (2x), Last: (12/6/24 - 12/7/24)
Longest Goal Streak _____ N/A
Longest Assist Streak _____ 2 games (12/6/24 - 12/7/24)

**JIMMY RAYHILL**

#7

2024-25 STATS: 0 GP, 0 G, 0 A, 0 PTS, 0 PIM**Height:** 5-9 **Weight:** 174 lbs. **Shoots:** Right **Year:** Senior**Hometown:** New Hartford, N.Y.**Previous Team:** Odessa Jackalopes (NAHL)

SEASON	GP	G	A	PTS	SH	SH%	PN-MIN	+/-	PPG	SHG	GWG	BLK	FOW	FOL	FO%
2021-22	0	0	0	0	0	.000	0-0	E	0	0	0	0	0	0	.000
2022-23	0	0	0	0	0	.000	0-0	E	0	0	0	0	0	0	.000
2023-24	0	0	0	0	0	.000	0-0	E	0	0	0	0	0	0	.000
2024-25	0	0	0	0	0	.000	0-0	E	0	0	0	0	0	0	.000
TOTALS	0	0	0	0	6	.000	0-0	E	0	0	0	0	0	0	.000

RAYHILL AT A GLANCE

Most Goals _____ N/A
Most Assists _____ N/A
Most Points _____ N/A

First Goal _____ N/A
First Assist _____ N/A
Last Goal _____ N/A
Last Assist _____ N/A

Longest Point Streak _____ N/A
Longest Goal Streak _____ N/A
Longest Assist Streak _____ N/A

**LUKE DEVLIN**

#8

2024-25 STATS: 0 GP, 0 G, 0 A, 0 PTS, 0 PIM**Height:** 6-3 **Weight:** 209 lbs. **Shoots:** Left **Year:** Sophomore**Hometown:** Memphis, Tenn.**Previous Team:** West Kelowna Warriors (BCHL)

SEASON	GP	G	A	PTS	SH	SH%	PN-MIN	+/-	PPG	SHG	GWG	BLK	FOW	FOL	FO%
2023-24	30	6	2	8	29	.207	6-12	+1	0	0	1	7	26	37	.413
2024-25	0	0	0	0	0	.000	0-0	E	0	0	0	0	0	0	.000
TOTALS	30	6	2	8	29	.207	6-12	+1	0	0	1	7	26	37	.413

DEVLIN AT A GLANCE

Most Goals _____ 1, (6x), Last: at RPI (2/9/24)
Most Assists _____ 1, (2x), Last: at Union (2/10/24)
Most Points _____ 2, vs. Clarkson (2/3/24)

First Goal _____ at Yale (11/3/23)
First Assist _____ vs. Clarkson (2/3/24)
Last Goal _____ at RPI (2/9/24) - 7 games
Last Assist _____ at Union (2/10/24) - 6 games

Longest Point Streak _____ 4 games (2/2/24 - 2/10/24)
Longest Goal Streak _____ 3 games (2/2/24 - 2/9/24)
Longest Assist Streak _____ N/A

**JACK O'LEARY**

#9

2024-25 STATS: 15 GP, 4 G, 3 A, 7 PTS, 4 PIM**Height:** 5-7 **Weight:** 158 lbs. **Shoots:** Right **Year:** Senior**Hometown:** St. James, N.Y.**Previous Team:** Cedar Rapids RoughRiders (USHL)

SEASON	GP	G	A	PTS	SH	SH%	PN-MIN	+/-	PPG	SHG	GWG	BLK	FOW	FOL	FO%
2021-22	11	1	1	2	9	.111	4-19	+3	0	0	0	1	0	0	.000
2022-23	29	6	11	17	30	.200	4-8	+19	0	0	2	19	0	1	.000
2023-24	35	7	8	15	43	.163	6-12	+15	0	0	1	12	2	7	.222
2024-25	15	4	3	7	18	.222	2-4	+3	0	0	0	5	5	4	.556
TOTALS	90	18	23	41	100	.180	16-43	+40	0	0	3	37	7	12	.368

O'LEARY AT A GLANCE

Most Goals _____ 1, (18x), Last: vs. Colgate (12/6/24)
Most Assists _____ 1, (23x), Last: vs. UMass (1/3/25)
Most Points _____ 2, (8x), Last: vs. Harvard (3/15/24)

First Goal _____ at North Dakota (1/7/22)
First Assist _____ at North Dakota (1/7/22)
Last Goal _____ vs. Colgate (12/6/24) - 5 games
Last Assist _____ vs. UMass (1/3/25) - 3 games

Longest Point Streak _____ 5 games (11/23/24 - 1/3/25)
Longest Goal Streak _____ 2, (3x), Last: (11/30/24 - 12/6/24)
Longest Assist Streak _____ 3, (3x), Last: (2/3/24 - 2/10/24)

**JAKE KRAFT**

#10

2024-25 STATS: 15 GP, 3 G, 3 A, 6 PTS, 0 PIM**Height:** 5-8 **Weight:** 180 lbs. **Shoots:** Left **Year:** Sophomore**Hometown:** Churchville, N.Y.**Previous Team:** Cedar Rapids RoughRiders (USHL)

SEASON	GP	G	A	PTS	SH	SH%	PN-MIN	+/-	PPG	SHG	GWG	BLK	FOW	FOL	FO%
2023-24	35	4	9	13	47	.085	1-2	+6	0	0	1	13	2	0	1.000
2024-25	15	3	3	6	35	.086	0-0	+5	0	0	0	1	0	4	.000
TOTALS	50	7	12	19	82	.085	1-2	+11	0	0	1	14	2	4	.333

KRAFT AT A GLANCE

Most Goals _____ 1, (7x), Last: at Sacred Heart (1/11/25)
Most Assists _____ 1, (11x), Last: at Colgate (12/7/24)
Most Points _____ 2, (2x), Last: vs. North Dakota (11/2/24)

First Goal _____ vs. Harvard (11/11/23)
First Assist _____ at Yale (11/3/23)
Last Goal _____ at Sacred Heart (1/11/25)
Last Assist _____ at Colgate (12/7/24) - 4 games

Longest Point Streak _____ 4 games (1/27/24 - 2/9/24)
Longest Goal Streak _____ 2 games (2/2/24 - 2/3/24)
Longest Assist Streak _____ 2, (3x), Last: (11/2/24 - 11/8/24)

**SEAN DONALDSON**

#11

2024-25 STATS: 11 GP, 0 G, 0 A, 0 PTS, 19 PIM**Height:** 5-11 **Weight:** 192 lbs. **Shoots:** Left **Year:** Junior**Hometown:** Vancouver, British Columbia**Previous Team:** Nanaimo Clippers (BCHL)

SEASON	GP	G	A	PTS	SH	SH%	PN-MIN	+/-	PPG	SHG	GWG	BLK	FOW	FOL	FO%
2022-23	22	3	7	10	34	.088	0-0	4	1	0	0	3	0	0	.000
2023-24	10	0	0	0	12	.000	0-0	-1	0	0	0	1	0	0	.000
2024-25	11	0	0	0	10	.000	4-19	-4	0	0	0	1	0	1	.000
TOTALS	43	3	7	10	56	.054	4-19	-1	1	0	0	5	0	1	.000

DONALDSON AT A GLANCE

Most Goals _____ 1, (3x), Last: vs. Princeton (1/21/23)
Most Assists _____ 2, (2x), Last: vs. Brown (11/19/22)
Most Points _____ 2, (2x), Last: vs. Brown (11/19/22)

First Goal _____ at Minnesota Duluth (10/29/22)
First Assist _____ 2, vs. Yale (11/18/22)
Last Goal _____ vs. Princeton (1/21/23) - 26 games
Last Assist _____ vs. AIC (12/30/22) - 30 games

Longest Point Streak _____ 3 games (11/18/22 - 11/22/22)
Longest Goal Streak _____ N/A
Longest Assist Streak _____ 3 games (11/18/22 - 11/22/22)

**TIM REGO**

#12

2024-25 STATS: 15 GP, 3 G, 4 A, 7 PTS, 16 PIM**Height:** 6-0 **Weight:** 186 lbs. **Shoots:** Right **Year:** Senior**Hometown:** Mansfield, Mass.**Previous Team:** Brooks Bandits (AJHL)

SEASON	GP	G	A	PTS	SH	SH%	PN-MIN	+/-	PPG	SHG	GWG	BLK	FOW	FOL	FO%
2021-22	32	2	9	11	29	.069	3-6	+4	0	0	0	22	0	0	.000
2022-23	33	2	7	9	28	.071	8-16	+18	0	0	2	30	0	0	.000
2023-24	35	2	8	10	37	.054	7-14	+21	1	0	0	52	0	0	.000
2024-25	15	3	4	7	22	.136	4-16	+3	0	0	1	15	0	1	.000
TOTALS	115	9	28	37	116	.078	22-52	+46	1	0	3	119	0	1	.000

REGO AT A GLANCE

Most Goals _____ 2, vs. RPI (11/13/21)
Most Assists _____ 2, at Harvard (11/5/21)
Most Points _____ 3, vs. RPI (11/13/21)

First Goal _____ 2, vs. RPI (11/13/21)
First Assist _____ 2, at Harvard (11/5/21)
Last Goal _____ vs. UMass (1/3/25) - 3 games
Last Assist _____ vs. Princeton (11/23/24) - 7 games

Longest Point Streak _____ 3, (2x), Last: (11/16/24 - 11/23/24)
Longest Goal Streak _____ N/A
Longest Assist Streak _____ 3, (2x), Last: (11/16/24 - 11/23/24)

**MARIAN MOSKO**

#13

2024-25 STATS: 0 GP, 0 G, 0 A, 0 PTS, 0 PIM**Height:** 5-11 **Weight:** 181 lbs. **Shoots:** Left **Year:** Sophomore**Hometown:** Visolaje, Slovakia**Previous Team:** Fargo Force (USHL)

SEASON	GP	G	A	PTS	SH	SH%	PN-MIN	+/-	PPG	SHG	GWG	BLK	FOW	FOL	FO%
2023-24	11	0	1	1	2	.000	0-0	+3	0	0	0	3	0	0	.000
2024-25	0	0	0	0	0	.000	0-0	E	0	0	0	0	0	0	.000
TOTALS	11	0	1	1	2	.000	0-0	+3	0	0	0	3	0	0	.000

MOSKO AT A GLANCE

Most Goals _____ N/A
Most Assists _____ 1, vs. Princeton (1/19/24)
Most Points _____ 1, vs. Princeton (1/19/24)

First Goal _____ N/A
First Assist _____ vs. Princeton (1/19/24)
Last Goal _____ N/A
Last Assist _____ vs. Princeton (1/19/24) - 7 games

Longest Point Streak _____ N/A
Longest Goal Streak _____ N/A
Longest Assist Streak _____ N/A

**RYAN WALSH**

#14

2024-25 STATS: 15 GP, 7 G, 6 A, 13 PTS, 12 PIM**Height:** 6-1 **Weight:** 188 lbs. **Shoots:** Right **Year:** Sophomore**Hometown:** Rochester, N.Y.**Previous Team:** Cedar Rapids RoughRiders (USHL)

SEASON	GP	G	A	PTS	SH	SH%	PN-MIN	+/-	PPG	SHG	GWG	BLK	FOW	FOL	FO%
2023-24	35	12	10	22	73	.164	9-21	+5	4	0	5	9	251	241	.510
2024-25	15	7	6	13	34	.206	6-12	+2	3	0	0	8	173	139	.554
TOTALS	50	19	16	35	107	.178	15-33	+7	7	0	5	17	424	380	.527

WALSH AT A GLANCE

Most Goals _____ 1, (19x), Last: at Sacred Heart (1/11/25)
Most Assists _____ 2, (2x), Last: vs. North Dakota (11/2/24)
Most Points _____ 3, vs. North Dakota (11/2/24)

First Goal _____ vs. Minnesota Duluth (10/27/23)
First Assist _____ vs. Minnesota Duluth (10/27/23)
Last Goal _____ at Sacred Heart (1/11/25)
Last Assist _____ at Sacred Heart (1/11/25)

Longest Point Streak _____ 3, (5x), Last: (11/23/24 - 12/6/24)
Longest Goal Streak _____ 3 games (1/27/24 - 2/3/24)
Longest Assist Streak _____ 3 games (2/23/24 - 3/1/24)

**TYLER CATALANO**

#15

2024-25 STATS: 15 GP, 2 G, 2 A, 4 PTS, 8 PIM**Height:** 6-4 **Weight:** 216 lbs. **Shoots:** Right **Year:** Sophomore**Hometown:** St. Louis, Mo.**Previous Team:** Youngstown Phantoms (USHL)

SEASON	GP	G	A	PTS	SH	SH%	PN-MIN	+/-	PPG	SHG	GWG	BLK	FOW	FOL	FO%
2023-24	24	1	4	5	19	.053	3-14	-1	0	0	0	15	74	79	.484
2024-25	15	2	2	4	13	.154	4-8	+1	0	0	1	5	52	52	.500
TOTALS	39	3	6	9	32	.094	7-22	E	0	0	1	20	126	131	.490

CATALANO AT A GLANCE

Most Goals _____ 1, (3x), Last: at Dartmouth (11/15/24)
Most Assists _____ 1, (6x), Last: at Colgate (12/7/24)
Most Points _____ 1, (9x), Last: at Colgate (12/7/24)

First Goal _____ vs. Yale (2/17/24)
First Assist _____ vs. St. Lawrence (2/2/24)
Last Goal _____ at Dartmouth (11/15/24) - 10 games
Last Assist _____ at Colgate (12/7/24) - 4 games

Longest Point Streak _____ 3 games (2/2/24 - 2/9/24)
Longest Goal Streak _____ N/A
Longest Assist Streak _____ 3 games (2/2/24 - 2/9/24)

**CHARLIE MAJOR**

#16

2024-25 STATS: 15 GP, 1 G, 5 A, 6 PTS, 2 PIM**Height:** 5-10 **Weight:** 180 lbs. **Shoots:** Right **Year:** Freshman**Hometown:** Skaneateles, N.Y.**Previous Team:** Chicago Steel (USHL)

SEASON	GP	G	A	PTS	SH	SH%	PN-MIN	+/-	PPG	SHG	GWG	BLK	FOW	FOL	FO%
2024-25	15	1	5	6	34	.029	1-2	+3	0	0	1	5	73	67	.521
TOTALS	15	1	5	6	34	.029	1-2	+3	0	0	1	5	73	67	.521

MAJOR AT A GLANCE

Most Goals _____ 1, vs. Colgate (12/6/24)
Most Assists _____ 1, (5x), Last: vs. Colgate (12/6/24)
Most Points _____ 2, vs. Colgate (12/6/24)

First Goal _____ vs. Colgate (12/6/24)
First Assist _____ vs. North Dakota (11/2/24)
Last Goal _____ vs. Colgate (12/6/24) - 5 games
Last Assist _____ vs. Colgate (12/6/24) - 5 games

Longest Point Streak _____ 2 games (11/15/24 - 11/16/24)
Longest Goal Streak _____ N/A
Longest Assist Streak _____ 2 games (11/15/24 - 11/16/24)



DALTON BANCROFT

#17

2024-25 STATS: 15 GP, 6 G, 3 A, 9 PTS, 21 PIM
Height: 6-3 **Weight:** 207 lbs. **Shoots:** Right **Year:** Junior

Hometown: Madoc, Ontario

Previous Team: Trenton Golden Hawks (OJHL)

SEASON	GP	G	A	PTS	SH	SH%	PN-MIN	+/-	PPG	SHG	GWG	BLK	FOW	FOL	FO%
2022-23	33	9	12	21	66	.136	8-19	+9	5	0	2	15	1	3	.250
2023-24	34	12	19	31	77	.156	7-25	+14	7	0	2	20	0	1	.000
2024-25	15	6	3	9	44	.136	5-21	E	0	1	3	8	4	4	.500
TOTALS	82	27	34	61	187	.144	20-65	+23	12	1	7	43	5	8	.385

BANCROFT AT A GLANCE

Most Goals _____ 3, vs. UConn (11/26/22)

Most Assists _____ 2, (4x), Last: vs. St. Lawrence (3/23/24)

Most Points _____ 3, (4x), Last: vs. Brown (11/9/24)

First Goal _____ vs. Yale (11/18/22)

First Assist _____ at Minnesota Duluth (10/28/22)

Last Goal _____ vs. UMass (1/3/25) - 3 games

Last Assist _____ at Sacred Heart (1/10/25) - 1 game

Longest Point Streak _____ 4, (4x), Last: (3/15/24 - 3/23/24)

Longest Goal Streak _____ 2, (4x), Last: (11/23/24 - 11/30/24)

Longest Assist Streak _____ 4 games (3/15/24 - 3/23/24)


KYLER KOVICH

#18

2024-25 STATS: 15 GP, 1 G, 1 A, 2 PTS, 2 PIM
Height: 6-2 **Weight:** 185 lbs. **Shoots:** Left **Year:** Senior

Hometown: Coquitlam, British Columbia

Previous Team: Tri-City Storm (USHL)

SEASON	GP	G	A	PTS	SH	SH%	PN-MIN	+/-	PPG	SHG	GWG	BLK	FOW	FOL	FO%
2021-22	19	3	1	4	13	.231	4-8	+6	0	0	1	7	1	0	1.000
2022-23	16	1	2	3	10	.100	2-4	+3	0	0	0	2	0	0	.000
2023-24	7	0	1	1	7	.000	1-2	+1	0	0	0	3	0	1	.000
2024-25	15	1	1	2	16	.063	1-2	+3	0	0	0	5	10	11	.476
TOTALS	57	5	5	10	46	.109	8-16	+13	0	0	1	17	11	12	.478

KOVICH AT A GLANCE

Most Goals _____ 1, (5x), Last: at Colgate (12/7/24)

Most Assists _____ 1, (5x), Last: vs. Brown (11/9/24)

Most Points _____ 1, (10x), Last: at Colgate (12/7/24)

First Goal _____ vs. Boston University (11/27/21)

First Assist _____ at Dartmouth (11/6/21)

Last Goal _____ at Colgate (12/7/24) - 4 games

Last Assist _____ vs. Brown (11/9/24) - 11 games

Longest Point Streak _____ 2, (2x), Last: (2/24/23 - 2/25/23)

Longest Goal Streak _____ 2 games (1/7/22 - 1/8/22)

Longest Assist Streak _____ 2 games (2/24/23 - 2/25/23)


SULLIVAN MACK

#19

2024-25 STATS: 11 GP, 2 G, 2 A, 4 PTS, 0 PIM
Height: 6-1 **Weight:** 194 lbs. **Shoots:** Left **Year:** Senior

Hometown: Anchorage, Alaska

Previous Team: Salmon Arm Silverbacks (BCHL)

SEASON	GP	G	A	PTS	SH	SH%	PN-MIN	+/-	PPG	SHG	GWG	BLK	FOW	FOL	FO%
2021-22	20	1	1	2	27	.037	2-4	-3	0	0	1	5	0	0	.000
2022-23	25	6	4	10	29	.207	4-8	+6	0	0	2	13	0	0	.000
2023-24	29	7	10	17	44	.159	1-2	+6	0	1	1	7	0	1	.000
2024-25	11	2	2	4	31	.065	0-0	+3	0	0	0	7	5	4	.556
TOTALS	85	16	17	33	131	.122	7-14	+12	0	1	4	32	5	5	.500

MACK AT A GLANCE

Most Goals _____ 2, (3x), Last: vs. Maine (3/28/24)

Most Assists _____ 2, (3x), Last: at RPI (2/9/24)

Most Points _____ 2, (11x), Last: vs. Quinnipiac (11/30/24)

First Goal _____ at Princeton (2/26/22)

First Assist _____ vs. RPI (11/13/21)

Last Goal _____ vs. Quinnipiac (11/30/24) - 6 games

Last Assist _____ vs. Quinnipiac (11/30/24) - 6 games

Longest Point Streak _____ 4 games (11/18/22 - 11/26/22)

Longest Goal Streak _____ N/A

Longest Assist Streak _____ 3 games (2/3/24 - 2/10/24)


BEN ROBERTSON

#21

2024-25 STATS: 15 GP, 1 G, 5 A, 6 PTS, 2 PIM
Height: 5-11 **Weight:** 191 lbs. **Shoots:** Left **Year:** Sophomore

Hometown: Potomac Falls, Va.

Previous Team: Waterloo Black Hawks (USHL)

SEASON	GP	G	A	PTS	SH	SH%	PN-MIN	+/-	PPG	SHG	GWG	BLK	FOW	FOL	FO%
2023-24	35	5	18	23	76	.066	1-2	+19	2	0	1	38	0	0	.000
2024-25	15	1	5	6	21	.048	1-2	+1	1	0	0	12	0	0	.000
TOTALS	50	6	23	29	97	.062	2-4	+20	3	0	1	50	0	0	.000

ROBERTSON AT A GLANCE

Most Goals _____ 2, vs. Harvard (3/16/24)

Most Assists _____ 2, (2x), Last: at Colgate (12/1/23)

Most Points _____ 2, (4x), Last: vs. Princeton (11/23/24)

First Goal _____ at Arizona State (1/12/24)

First Assist _____ vs. Minnesota Duluth (10/27/23)

Last Goal _____ vs. Princeton (11/23/24) - 7 games

Last Assist _____ vs. UMass (1/3/25) - 3 games

Longest Point Streak _____ 7 games (10/27/23 - 11/17/23)

Longest Goal Streak _____ 2 games (1/12/24 - 1/13/24)

Longest Assist Streak _____ 7 games (10/27/23 - 11/17/23)


KYLE PENNEY

#22

2024-25 STATS: 8 GP, 3 G, 0 A, 3 PTS, 0 PIM
Height: 6-1 **Weight:** 210 lbs. **Shoots:** Left **Year:** Senior

Hometown: Lawrencetown, Nova Scotia

Previous Team: Chilliwack Chiefs (BCHL)

SEASON	GP	G	A	PTS	SH	SH%	PN-MIN	+/-	PPG	SHG	GWG	BLK	FOW	FOL	FO%
2021-22	32	8	6	14	59	.136	4-8	+3	0	0	0	23	25	36	.410
2022-23	33	7	11	18	45	.156	2-4	+9	1	0	1	14	45	60	.429
2023-24	35	10	18	28	66	.152	5-18	+30	0	0	2	28	21	16	.568
2024-25	8	3	0	3	21	.143	0-0	+5	0	1	0	1	12	14	.462
TOTALS	108	28	35	63	191	.147	11-30	+47	1	1	3	66	103	126	.450

PENNEY AT A GLANCE

Most Goals _____ 2, at Dartmouth (11/15/24)

Most Assists _____ 2, (6x), Last: vs. Harvard (3/16/24)

Most Points _____ 3, (2x), Last: at Yale (2/25/23)

First Goal _____ at Dartmouth (11/6/21)

First Assist _____ vs. Boston University (11/27/21)

Last Goal _____ 2, at Dartmouth (11/15/24) - 3 games

Last Assist _____ vs. Denver (3/30/24) - 8 games

Longest Point Streak _____ 5 games (2/2/24 - 2/16/24)

Longest Goal Streak _____ 2, (7x), Last: (2/2/24 - 2/3/24)

Longest Assist Streak _____ 4 games (12/30/23 - 1/19/24)



WINTER WALLACE

#23

2024-25 STATS: 0 GP, 0 G, 0 A, 0 PTS, 0 PIM
Height: 6-4 Weight: 222 lbs. Shoots: Right Year: Junior
Hometown: Boulder, Colo.
Previous Team: Youngstown Phantoms (USHL)

SEASON	GP	G	A	PTS	SH	SH%	PN-MIN	+/-	PPG	SHG	GWG	BLK	FOW	FOL	FO%
2022-23	23	3	5	8	21	.143	9-18	+7	0	0	0	3	0	0	.000
2023-24	26	1	1	2	15	.067	6-12	-2	0	0	0	8	3	7	.300
2024-25	0	0	0	0	0	.000	0-0	E	0	0	0	0	0	0	.000
TOTALS	49	4	6	10	36	.111	15-30	+5	0	0	0	11	3	7	.300

WALLACE AT A GLANCE

Most Goals _____ 1, (4x), Last: at Union (2/10/24)
Most Assists _____ 1, (6x), Last: at Brown (11/4/23)
Most Points _____ 1, (10x), Last: at Union (2/10/24)

First Goal _____ at Minnesota Duluth (10/28/22)
First Assist _____ at Clarkson (11/12/22)
Last Goal _____ at Union (2/10/24) - 8 games
Last Assist _____ at Brown (11/4/23) - 20 games

Longest Point Streak _____ 2, (2x), Last: (2/11/23 - 2/17/23)
Longest Goal Streak _____ N/A
Longest Assist Streak _____ 2 games (2/11/23 - 2/17/23)



NICHOLAS WOLFENBERG

#24

2024-25 STATS: 8 GP, 1 G, 1 A, 2 PTS, 2 PIM
Height: 6-2 Weight: 212 lbs. Shoots: Right Year: Freshman
Hometown: Calgary, Alberta
Previous Team: Okotoks Oilers (BCHL)

SEASON	GP	G	A	PTS	SH	SH%	PN-MIN	+/-	PPG	SHG	GWG	BLK	FOW	FOL	FO%
2024-25	8	1	1	2	7	.143	1-2	+1	0	0	0	2	0	0	.000
TOTALS	8	1	1	2	7	.143	1-2	+1	0	0	0	2	0	0	.000

WOLFENBERG AT A GLANCE

Most Goals _____ 1, vs. North Dakota (11/1/24)
Most Assists _____ 1, at Sacred Heart (1/11/25)
Most Points _____ 1, (2x), Last: at Sacred Heart (1/11/25)

First Goal _____ vs. North Dakota (11/1/24)
First Assist _____ at Sacred Heart (1/11/25)
Last Goal _____ vs. North Dakota (11/1/24) - 7 games
Last Assist _____ at Sacred Heart (1/11/25)

Longest Point Streak _____ N/A
Longest Goal Streak _____ N/A
Longest Assist Streak _____ N/A



ONDREJ PSENICKA

#26

2024-25 STATS: 11 GP, 4 G, 3 A, 7 PTS, 4 PIM
Height: 6-6 Weight: 209 lbs. Shoots: Left Year: Senior
Hometown: Praha, Czechia
Previous Team: Waterloo Black Hawks (USHL)

SEASON	GP	G	A	PTS	SH	SH%	PN-MIN	+/-	PPG	SHG	GWG	BLK	FOW	FOL	FO%
2021-22	32	12	9	21	68	.176	9-18	+21	2	1	3	11	18	17	.514
2022-23	34	8	7	15	60	.133	5-10	+15	1	0	1	9	41	43	.488
2023-24	35	9	12	21	56	.161	8-30	+13	2	0	1	29	5	9	.537
2024-25	11	4	3	7	22	.182	2-4	-1	1	0	0	6	1	2	.333
TOTALS	112	33	31	64	206	.160	24-62	+48	6	1	5	55	65	71	.478

PSENICKA AT A GLANCE

Most Goals _____ 2, (4x), Last: at Colgate (12/7/24)
Most Assists _____ 2, (3x), Last: vs. Harvard (3/16/24)
Most Points _____ 3, (2x), Last: vs. AIC (12/29/22)

First Goal _____ vs. Alaska (10/29/21)
First Assist _____ at Dartmouth (11/6/21)
Last Goal _____ at Sacred Heart (1/10/25) - 1 game
Last Assist _____ vs. UMass (1/3/25) - 3 games

Longest Point Streak _____ 4 games (3/11/22 - 10/28/22)
Longest Goal Streak _____ 2, (6x), Last: (2/9/24 - 2/10/24)
Longest Assist Streak _____ 4 games (3/11/22 - 10/28/22)



MICHAEL SUDA

#27

2024-25 STATS: 15 GP, 0 G, 4 A, 4 PTS, 4 PIM
Height: 6-1 Weight: 187 lbs. Shoots: Left Year: Senior
Hometown: Cheektowaga, N.Y.
Previous Team: Fargo Force (USHL)

SEASON	GP	G	A	PTS	SH	SH%	PN-MIN	+/-	PPG	SHG	GWG	BLK	FOW	FOL	FO%
2021-22	6	0	0	0	5	.000	0-0	-1	0	0	0	1	0	0	.000
2022-23	33	1	6	7	27	.037	4-8	+8	0	0	1	16	0	0	.000
2023-24	32	0	5	5	46	.000	5-10	+13	0	0	0	26	0	0	.000
2024-25	15	0	4	4	17	.000	2-4	+4	0	0	0	10	0	0	.000
TOTALS	86	1	15	16	95	.011	11-22	+24	0	0	1	53	0	0	.000

SUDA AT A GLANCE

Most Goals _____ 1, vs. Clarkson (3/10/23)
Most Assists _____ 2, vs. Quinnipiac (1/20/23)
Most Points _____ 2, vs. Quinnipiac (1/20/23)

First Goal _____ vs. Clarkson (3/10/23)
First Assist _____ at Minnesota Duluth (10/29/22)
Last Goal _____ vs. Clarkson (3/10/23) - 51 games
Last Assist _____ vs. UMass (1/3/25) - 3 games

Longest Point Streak _____ 2 games (11/11/23 - 11/17/23)
Longest Goal Streak _____ N/A
Longest Assist Streak _____ 2 games (11/11/23 - 11/17/23)



NICK DeSANTIS

#28

2024-25 STATS: 15 GP, 1 G, 2 A, 3 PTS, 2 PIM
Height: 5-9 Weight: 163 lbs. Shoots: Right Year: Junior
Hometown: Collegeville, Pa.
Previous Team: Madison Capitols (USHL)

SEASON	GP	G	A	PTS	SH	SH%	PN-MIN	+/-	PPG	SHG	GWG	BLK	FOW	FOL	FO%
2022-23	30	9	11	20	40	.225	6-12	+9	3	0	1	4	0	0	.000
2023-24	35	8	6	14	46	.174	11-30	+16	1	0	1	16	0	0	.000
2024-25	15	1	2	3	13	.077	1-2	+3	0	0	0	8	2	2	.500
TOTALS	80	18	19	37	99	.182	18-44	+28	4	0	2	28	2	2	.500

DeSANTIS AT A GLANCE

Most Goals _____ 2, (4x), Last: vs. Dartmouth (3/22/24)
Most Assists _____ 4, at RPI (1/7/23)
Most Points _____ 4, at RPI (1/7/23)

First Goal _____ at St. Lawrence (11/11/22)
First Assist _____ vs. AIC (12/29/22)
Last Goal _____ vs. North Dakota (11/1/24) - 14 games
Last Assist _____ at Sacred Heart (1/11/25)

Longest Point Streak _____ 6 games (12/29/22 - 1/20/23)
Longest Goal Streak _____ 3 games (1/12/24 - 1/19/24)
Longest Assist Streak _____ 4 games (1/6/23 - 1/20/23)



PARKER MURRAY

#29

2024-25 STATS: 2 GP, 0 G, 0 A, 0 PTS, 0 PIM

Height: 6-5 Weight: 229 lbs. Shoots: Left Year: Freshman

Hometown: Manhattan Beach, Calif.

Previous Team: Chilliwack Chiefs (BCHL)

SEASON	GP	G	A	PTS	SH	SH%	PN-MIN	+/-	PPG	SHG	GWG	BLK	FOW	FOL	FO%
2024-25	2	0	0	0	0	.000	0-0	E	0	0	0	0	0	0	.000
TOTALS	2	0	0	0	0	.000	0-0	E	0	0	0	0	0	0	.000

MURRAY AT A GLANCE

Most Goals	N/A
Most Assists	N/A
Most Points	N/A
First Goal	N/A
First Assist	N/A
Last Goal	N/A
Last Assist	N/A

Longest Point Streak	N/A
Longest Goal Streak	N/A
Longest Assist Streak	N/A



IAN SHANE

#30

2024-25 STATS: 15 GP / 15 GS, 6-5-4 RECORD, 2.44 GAA, .891 SV%

Height: 6-0 Weight: 176 lbs. Catches: Left Year: Senior

Hometown: Manhattan Beach, Calif.

Previous Team: Bismarck Bobcats (NAHL)

SEASON	GP-GS	MIN	GA	GAA	SV	SV%	RECORD	SHO	PPG	SHG	G	A	PTS	PIM
2021-22	17-16	979:27	28	1.72	387	.933	7-6-3	3	10	0	0	0	0	0
2022-23	33-31	1852:53	53	1.72	581	.916	20-10-1	5	17	0	0	0	0	2
2023-24	34-34	2021:08	57	1.69	685	.923	22-5-6	3	21	1	0	0	0	0
2024-25	15-15	862:33	35	2.44	286	.891	6-5-4	1	11	1	0	1	1	2
TOTALS	99-96	5716:01	173	1.82	1939	.918	55-26-14	12	59	2	0	1	1	4

SHANE AT A GLANCE

Most Saves	42, at Quinnipiac (2/25/22)
Most Assists	1, at Harvard (11/16/24)

First Game	at Arizona State (1/2/22)
First Start	at North Dakota (1/7/22)
First Shutout	at Yale (1/17/22)

Current Shutout Streak	0:00
Longest Shutout Streak	143:41, 2/25/22 - 3/11/22

Last Shutout	vs. Princeton (11/23/24) - 7 games
Last Assist	at Harvard (11/16/24) - 9 games



REMINGTON KEOPPLE

#33

2024-25 STATS: 2 GP / 0 GS, 0-0-0 RECORD, 0.00 GAA, 1.000 SV%

Height: 6-2 Weight: 184 lbs. Catches: Left Year: Junior

Hometown: New Richmond, Wis.

Previous Team: Des Moines Buccaneers (USHL)

SEASON	GP-GS	MIN	GA	GAA	SV	SV%	RECORD	SHO	PPG	SHG	G	A	PTS	PIM
2022-23	5-3	174:28	9	3.10	52	.852	1-1-1	0	2	1	0	0	0	0
2023-24	2-1	114:33	7	3.67	44	.863	0-2-0	0	1	0	0	0	0	0
2024-25	2-0	46:43	0	0.00	13	1.000	0-0-0	0	0	0	0	0	0	0
TOTALS	9-4	335:44	16	2.86	109	.872	1-3-1	0	3	1	0	0	0	0

KEOPPLE AT A GLANCE

Most Saves	22, (2x), Last: at Princeton (11/18/23)
Most Assists	N/A

First Game	at Minnesota Duluth (10/29/22)
First Start	at Minnesota Duluth (10/29/22)
First Shutout	N/A

Current Shutout Streak	46:43, 12/7/24 - Pres.
Longest Shutout Streak	46:43, 12/7/24 - Pres.

Last Shutout	N/A
Last Assist	N/A



JUSTIN KATZ

#37

2024-25 STATS: 0 GP / 0 GS, 0-0-0 RECORD, 0.00 GAA, .000 SV%

Height: 6-1 Weight: 176 lbs. Catches: Right Year: Freshman

Hometown: Montréal, Québec

Previous Team: Powell River Kings (BCHL)

SEASON	GP-GS	MIN	GA	GAA	SV	SV%	RECORD	SHO	PPG	SHG	G	A	PTS	PIM
2024-25	0-0	0:00	0	0.00	0	.000	0-0-0	0	0	0	0	0	0	0
TOTALS	0-0	0:00	0	0.00	0	.000	0-0-0	0	0	0	0	0	0	0

KATZ AT A GLANCE

Most Saves	N/A
Most Assists	N/A

First Game	N/A
First Start	N/A
First Shutout	N/A

Current Shutout Streak	0:00
Longest Shutout Streak	N/A

Last Shutout	N/A
Last Assist	N/A



JONATHAN CASTAGNA

#38

2024-25 STATS: 15 GP, 2 G, 6 A, 8 PTS, 12 PIM

Height: 6-2 Weight: 200 lbs. Shoots: Left Year: Sophomore

Hometown: Etobicoke, Ontario

Previous Team: St. Andrew's College

SEASON	GP	G	A	PTS	SH	SH%	PN-MIN	+/-	PPG	SHG	GWG	BLK	FOW	FOL	FO%
2023-24	35	11	14	25	60	.183	11-25	+20	0	0	3	15	220	183	.546
2024-25	15	2	6	8	27	.074	6-12	-1	0	0	0	8	125	102	.551
TOTALS	50	13	20	33	87	.149	17-37	+19	0	0	3	23	345	285	.548

CASTAGNA AT A GLANCE

Most Goals	3, vs. Princeton (1/19/24)
Most Assists	2, (5x), Last: vs. Quinnipiac (11/30/24)
Most Points	4, (2x), Last: at Union (2/10/24)

First Goal	at Brown (11/4/23)
First Assist	vs. Minnesota Duluth (10/27/23)
Last Goal	vs. UMass (1/3/25) - 3 games
Last Assist	vs. Colgate (12/6/24) - 5 games

Longest Point Streak	3, (2x), Last: (2/3/24 - 2/10/24)
Longest Goal Streak	2 games (2/9/24 - 2/10/24)
Longest Assist Streak	2, (3x), Last: (11/30/24 - 12/6/24)



2024-25 GOAL SCORING SUMMARIES

PLAYER	SEASON	BY SITE			BY PERIOD				BY STRENGTH			GAME	LAST	LAST GOAL		GAMES
	GOALS	HOME	ROAD	NEUTRAL	1ST	2ND	3RD	OT	EV	PP	SH	WINNER	LEADING	DATE / OPP	GOALTENDER	SINCE
Dalton Bancroft	6	4	—	2	3	1	2	—	5	—	1	3	3	1/3/25 vs. UMass	Irving	3
Jonathan Castagna	2	1	—	1	1	—	1	—	2	—	—	—	—	1/3/25 vs. UMass	Empty Net	3
Tyler Catalano	2	1	1	—	1	—	1	—	2	—	—	1	1	11/15/24 at Dartmouth	Clarke	10
Nick DeSantis	1	1	—	—	1	—	—	—	1	—	—	—	—	11/1/24 vs. North Dakota	Semptimpfelter	14
Luke Devlin	—	—	—	—	—	—	—	—	—	—	—	—	—	—	—	—
Sean Donaldson	—	—	—	—	—	—	—	—	—	—	—	—	—	—	—	—
George Fegaras	—	—	—	—	—	—	—	—	—	—	—	—	—	—	—	—
Hank Kempf	—	—	—	—	—	—	—	—	—	—	—	—	—	—	—	—
Kyler Kovich	1	—	1	—	1	—	—	—	1	—	—	—	—	12/7/24 at Colgate	Takacs	4
Jake Kraft	3	2	1	—	2	—	1	—	3	—	—	—	—	1/11/25 at Sacred Heart	Gundarah	0
Sullivan Mack	2	1	—	1	1	—	1	—	2	—	—	—	—	11/30/24 vs. Quinnipiac	Silverstein	6
Charlie Major	1	1	—	—	—	—	—	1	1	—	—	1	1	12/6/24 vs. Colgate	Takacs	5
Marian Mosko	—	—	—	—	—	—	—	—	—	—	—	—	—	—	—	—
Parker Murray	—	—	—	—	—	—	—	—	—	—	—	—	—	—	—	—
Jack O'Brien	—	—	—	—	—	—	—	—	—	—	—	—	—	—	—	—
Jack O'Leary	4	3	—	1	—	3	1	—	4	—	—	—	—	12/6/24 vs. Colgate	Takacs	5
Kyle Penney	3	1	2	—	—	1	2	—	2	—	1	—	—	11/15/24 at Dartmouth	Clarke	3
Ondrej Psenicka	4	1	3	—	2	1	1	—	3	1	—	—	—	1/10/25 at Sacred Heart	Gundarah	1
Jimmy Rayhill	—	—	—	—	—	—	—	—	—	—	—	—	—	—	—	—
Tim Rego	3	1	1	1	—	1	2	—	3	—	—	1	1	1/3/25 vs. UMass	Irving	3
Ben Robertson	1	1	—	—	—	—	1	—	—	1	—	—	—	11/23/24 vs. Princeton	Pearson	7
Hoyt Stanley	—	—	—	—	—	—	—	—	—	—	—	—	—	—	—	—
Liam Steele	—	—	—	—	—	—	—	—	—	—	—	—	—	—	—	—
Michael Suda	—	—	—	—	—	—	—	—	—	—	—	—	—	—	—	—
Winter Wallace	—	—	—	—	—	—	—	—	—	—	—	—	—	—	—	—
Ryan Walsh	7	4	2	1	—	2	5	—	4	3	—	—	—	1/11/25 at Sacred Heart	Gundarah	0
Nicholas Wolfenberg	1	1	—	—	1	—	—	—	1	—	—	—	—	11/1/24 vs. North Dakota	Semptimpfelter	7

2024-25 GOAL SCORING SUMMARIES

PLAYER	TOTALS	EVEN	PP	SH	HOME	AWAY	NEUTRAL	1ST	2ND	3RD	OT
Dalton Bancroft	6-3—9	5-2—7	0-1—1	1-0—1	4-1—5	0-2—2	2-0—2	3-1—4	1-1—2	2-1—3	—
Jonathan Castagna	2-6—8	2-6—8	—	—	1-4—5	—	1-2—3	1-2—3	0-2—2	1-2—3	—
Tyler Catalano	2-2—4	2-2—4	—	—	1-1—2	1-1—2	—	1-1—2	0-1—1	1-0—1	—
Nick DeSantis	1-2—3	1-2—3	—	—	1-0—1	0-2—2	—	1-0—1	0-1—1	0-1—1	—
Luke Devlin	—	—	—	—	—	—	—	—	—	—	—
Sean Donaldson	—	—	—	—	—	—	—	—	—	—	—
George Fegaras	0-6—6	0-2—2	0-4—4	—	0-3—3	0-3—3	—	0-1—1	0-1—1	0-4—4	—
Hank Kempf	0-4—4	0-4—4	—	—	0-3—3	—	0-1—1	0-2—2	0-2—2	—	—
Kyler Kovich	1-1—2	1-1—2	—	—	0-1—1	1-0—1	—	1-0—1	—	0-1—1	—
Jake Kraft	3-3—6	3-3—6	—	—	2-2—4	1-1—2	—	2-2—4	—	1-1—2	—
Sullivan Mack	2-2—4	2-2—4	—	—	1-1—2	—	1-1—2	1-1—2	—	1-1—2	—
Charlie Major	1-5—6	1-3—4	0-2—2	—	1-3—4	0-2—2	—	0-1—1	—	0-4—4	1-0—1
Marian Mosko	—	—	—	—	—	—	—	—	—	—	—
Parker Murray	—	—	—	—	—	—	—	—	—	—	—
Jack O'Brien	0-1—1	0-1—1	—	—	—	0-1—1	—	—	—	0-1—1	—
Jack O'Leary	4-3—7	4-3—7	—	—	3-1—4	0-1—1	1-1—2	0-1—1	3-0—3	1-2—3	—
Kyle Penney	3-0—3	2-0—2	—	1-0—1	1-0—1	2-0—2	—	—	1-0—1	2-0—2	—
Ondrej Psenicka	4-3—7	3-3—6	1-0—1	—	1-2—3	3-0—3	0-1—1	2-1—3	1-0—1	1-1—2	0-1—1
Jimmy Rayhill	—	—	—	—	—	—	—	—	—	—	—
Tim Rego	3-4—7	3-3—6	0-1—1	—	1-3—4	1-1—2	1-0—1	0-2—2	1-1—2	2-1—3	—
Ben Robertson	1-5—6	0-4—4	1-1—2	—	1-3—4	0-1—1	0-1—1	0-1—1	—	1-4—5	—
Ian Shane	0-1—1	0-1—1	—	—	—	0-1—1	—	—	0-1—1	—	—
Hoyt Stanley	0-4—4	0-4—4	—	—	0-1—1	0-1—1	0-2—2	0-1—1	—	0-3—3	—
Liam Steele	—	—	—	—	—	—	—	—	—	—	—
Michael Suda	0-4—4	0-4—4	—	—	0-3—3	—	0-1—1	0-1—1	0-1—1	0-2—2	—
Winter Wallace	—	—	—	—	—	—	—	—	—	—	—
Ryan Walsh	7-6—13	4-4—8	3-1—4	0-1—1	4-4—8	2-1—3	1-1—2	0-3—3	2-0—2	5-3—8	—
Nicholas Wolfenberg	1-1—2	1-1—2	—	—	1-0—1	0-1—1	—	1-0—1	0-1—1	—	—

2024-25 GOALTENDING BREAKDOWN

PLAYER	OVERALL								HOME								ROAD / NEUTRAL							
	GP	REC	SHO	MIN	GA	GAA	SV	SV%	GP	REC	SHO	MIN	GA	GAA	SV	SV%	GP	REC	SHO	MIN	GA	GAA	SV	SV%
Justin Katz	—	—	—	—	—	—	—	—	—	—	—	—	—	—	—	—	—	—	—	—	—	—	—	—
Remington Keopple	2	0-0-0	0	46:43	0	0.00	13	1.000	—	—	—	—	—	—	—	—	2	0-0-0	0	46:43	0	0.00	13	1.000
Ian Shane	15	6-5-4	1	862:33	35	2.43	286	.891	7	5-1-1	1	425:45	11	1.55	126	.920	8	1-4-3	0	436:48	24	3.30	160	.870
PLAYER	OCTOBER								NOVEMBER								DECEMBER							
	GP	REC	SHO	MIN	GA	GAA	SV	SV%	GP	REC	SHO	MIN	GA	GAA	SV	SV%	GP	REC	SHO	MIN	GA	GAA	SV	SV%
Justin Katz	—	—	—	—	—	—	—	—	—	—	—	—	—	—	—	—	—	—	—	—	—	—	—	—
Remington Keopple	—	—	—	—	—	—	—	—	—	—	—	—	—	—	—	—	1	0-0-0	0	9:40	0	0.00	3	1.000
Ian Shane	—	—	—	—	—	—	—	—	9	4-2-3	1	551:11	18	1.96	195	.915	2	1-1-0	0	111:32	7	3.77	21	.750
PLAYER	JANUARY								FEBRUARY								MARCH							
	GP	REC	SHO	MIN	GA	GAA	SV	SV%	GP	REC	SHO	MIN	GA	GAA	SV	SV%	GP	REC	SHO	MIN	GA	GAA	SV	SV%
Justin Katz	—	—	—	—	—	—	—	—	—	—	—	—	—	—	—	—	—	—	—	—	—	—	—	—
Remington Keopple	1	0-0-0	0	37:03	0	0.00	10	1.000	—	—	—	—	—	—	—	—	—	—	—	—	—	—	—	—
Ian Shane	4	1-2-1	0	199:50	10	3.00	70	.875	—	—	—	—	—	—	—	—	—	—	—	—	—	—	—	—

CAREER GOAL SCORING SUMMARIES

PLAYER	CAREER GOALS	BY SITE			BY PERIOD				BY STRENGTH			GAME WINNER	LAST LEADING	LAST GOAL		GAMES SINCE
		HOME	ROAD	NEUTRAL	1ST	2ND	3RD	OT	EV	PP	SH			DATE / OPP	GOALTENDER	
Dalton Bancroft	27	14	5	8	9	10	7	1	14	12	1	7	7	1/3/25 vs. UMass	Irving	3
Jonathan Castagna	13	5	5	3	6	5	2	—	13	—	—	3	5	1/3/25 vs. UMass	Empty Net	3
Tyler Catalano	3	2	1	—	2	—	1	—	3	—	—	1	1	11/15/24 at Dartmouth	Clarke	10
Nick DeSantis	18	10	5	3	9	3	6	—	14	4	—	2	2	11/1/24 vs. North Dakota	Semptimphelter	14
Luke Devlin	6	3	3	—	4	—	2	—	6	—	—	1	—	2/9/24 at RPI	Watson	7
Sean Donaldson	3	1	2	—	1	1	1	—	2	1	—	—	—	1/21/23 vs. Princeton	Pearson	26
George Fegasas	3	1	1	1	—	2	1	—	2	1	—	—	—	2/2/24 vs. St. Lawrence	Kraws	22
Hank Kempf	2	—	2	—	2	—	—	—	2	—	—	1	—	1/13/24 at Arizona State	Semptimphelter	35
Kyler Kovich	5	—	4	1	3	1	1	—	5	—	—	1	1	12/7/24 at Colgate	Takacs	4
Jake Kraft	7	6	1	—	3	1	3	—	7	—	—	1	—	1/11/25 at Sacred Heart	Gundarah	0
Sullivan Mack	16	9	4	3	3	6	7	—	15	—	1	4	3	11/30/24 vs. Quinnipiac	Silverstein	6
Charlie Major	1	1	—	—	—	—	—	1	1	—	—	1	1	12/6/24 vs. Colgate	Takacs	5
Marian Mosko	—	—	—	—	—	—	—	—	—	—	—	—	—	—	—	—
Parker Murray	—	—	—	—	—	—	—	—	—	—	—	—	—	—	—	—
Jack O'Brien	—	—	—	—	—	—	—	—	—	—	—	—	—	—	—	—
Jack O'Leary	18	10	5	3	7	5	6	—	18	—	—	3	5	12/6/24 vs. Colgate	Takacs	5
Kyle Penney	28	15	11	2	5	12	11	—	26	1	1	3	3	11/15/24 at Dartmouth	Clarke	3
Ondrej Psenicka	33	15	14	4	11	9	13	—	26	6	1	5	4	1/10/25 at Sacred Heart	Gundarah	1
Jimmy Rayhill	—	—	—	—	—	—	—	—	—	—	—	—	—	—	—	—
Tim Rego	9	4	4	1	2	4	3	—	8	1	—	3	1	1/3/25 vs. UMass	Irving	3
Ben Robertson	6	3	3	—	1	2	2	1	3	3	—	1	2	11/23/24 vs. Princeton	Pearson	7
Hoyt Stanley	2	1	—	1	—	2	—	—	2	—	—	—	—	2/16/24 vs. Brown	Zacher	26
Liam Steele	—	—	—	—	—	—	—	—	—	—	—	—	—	—	—	—
Michael Suda	1	1	—	—	—	—	1	—	1	—	—	1	—	3/10/23 vs. Clarkson	Haider	51
Winter Wallace	4	1	3	—	1	1	2	—	4	—	—	—	1	2/10/24 at Union	Chauvette	8
Ryan Walsh	19	10	6	3	2	8	9	—	12	7	—	5	5	1/11/25 at Sacred Heart	Gundarah	0
Nicholas Wolfenberg	1	1	—	—	1	—	—	—	1	—	—	—	—	11/1/24 vs. North Dakota	Semptimphelter	7

CAREER GOAL SCORING SUMMARIES

PLAYER	TOTALS	EVEN	PP	SH	HOME	AWAY	NEUTRAL	1ST	2ND	3RD	OT
Dalton Bancroft	27-34—61	14-18—32	12-16—28	1-0—1	14-20—34	5-10—15	8-4—12	9-11—20	10-14—24	7-9—16	1-0—1
Jonathan Castagna	13-20—33	13-20—33	—	—	5-12—17	5-5—10	3-3—6	6-5—11	5-8—13	2-7—9	—
Tyler Catalano	3-6—9	3-6—9	—	—	2-4—6	1-2—3	—	2-4—6	0-2—2	1-0—1	—
Nick DeSantis	18-19—37	14-17—31	4-2—6	—	10-3—13	5-14—19	3-2—5	9-8—17	3-7—10	6-4—10	—
Luke Devlin	6-2—8	6-2—8	—	—	3-1—4	3-1—4	—	4-0—4	0-1—1	2-1—3	—
Sean Donaldson	3-7—10	2-4—6	1-3—4	—	1-7—8	2-0—2	—	1-1—2	1-3—4	1-3—4	—
George Fegasas	3-10—13	2-4—6	1-6—7	—	1-4—5	1-6—7	1-0—1	0-2—2	2-3—5	1-5—6	—
Hank Kempf	2-20—22	2-18—20	0-1—1	0-1—1	0-11—11	2-5—7	0-4—4	2-6—8	0-10—10	0-4—4	—
Kyler Kovich	5-5—10	5-5—10	—	—	0-1—1	4-4—8	1-0—1	3-1—4	1-1—2	1-3—4	—
Jake Kraft	7-12—19	7-10—17	0-2—2	—	6-5—11	1-6—7	0-1—1	3-5—8	1-5—6	3-2—5	—
Sullivan Mack	16-17—33	15-16—31	0-1—1	1-0—1	9-10—19	4-3—7	3-4—7	3-7—10	6-6—12	7-3—10	0-1—1
Charlie Major	1-5—6	1-3—4	0-2—2	—	1-3—4	0-2—2	—	0-1—1	—	0-4—4	1-0—1
Marian Mosko	0-1—1	0-1—1	—	—	0-1—1	—	—	0-1—1	—	—	—
Parker Murray	—	—	—	—	—	—	—	—	—	—	—
Jack O'Brien	0-1—1	0-1—1	—	—	—	0-1—1	—	—	—	0-1—1	—
Jack O'Leary	18-23—41	18-22—40	—	0-1—1	10-12—22	5-9—14	3-2—5	7-7—14	5-7—12	6-9—15	—
Kyle Penney	28-35—63	26-33—59	1-2—3	1-0—1	15-11—26	11-20—31	2-4—6	5-10—15	12-13—25	11-11—22	0-1—1
Ondrej Psenicka	33-31—64	26-29—55	6-2—8	1-0—1	15-17—32	14-11—25	4-3—7	11-8—19	9-9—18	13-13—26	0-1—1
Jimmy Rayhill	—	—	—	—	—	—	—	—	—	—	—
Tim Rego	9-28—37	8-21—29	1-7—8	—	4-13—17	4-10—14	1-5—6	2-11—13	4-7—11	3-10—13	—
Ben Robertson	6-23—29	3-13—16	3-10—13	—	3-12—15	3-8—11	0-3—3	1-4—5	2-10—12	2-8—10	1-1—2
Ian Shane	0-1—1	0-1—1	—	—	—	0-1—1	—	—	0-1—1	—	—
Hoyt Stanley	2-12—14	2-12—14	—	—	1-6—7	0-3—3	1-3—4	0-5—5	2-2—4	0-5—5	—
Liam Steele	—	—	—	—	—	—	—	—	—	—	—
Michael Suda	1-15—16	1-14—15	0-1—1	—	1-9—10	0-3—3	0-3—3	0-5—5	0-4—4	1-6—7	—
Winter Wallace	4-6—10	4-5—9	0-1—1	—	1-3—4	3-3—6	—	1-2—3	1-0—1	2-4—6	—
Ryan Walsh	19-16—35	12-8—20	7-7—14	0-1—1	10-8—18	6-4—10	3-4—7	2-4—6	8-8—16	9-4—13	—
Nicholas Wolfenberg	1-1—2	1-1—2	—	—	1-0—1	0-1—1	—	1-0—1	0-1—1	—	—

CAREER GOALTENDING BREAKDOWN

PLAYER	OVERALL								HOME								ROAD / NEUTRAL							
	GP	REC	SHO	MIN	GA	GAA	SV	SV%	GP	REC	SHO	MIN	GA	GAA	SV	SV%	GP	REC	SHO	MIN	GA	GAA	SV	SV%
Justin Katz	—	—	—	—	—	—	—	—	—	—	—	—	—	—	—	—	—	—	—	—	—	—	—	—
Remington Keopple	9	1-3-1	0	335:44	16	2.86	109	.872	2	1-0-0	0	63:42	3	2.83	19	.864	7	0-3-1	0	272:02	13	2.87	90	.874
Ian Shane	99	55-26-14	12	5716:01	173	1.82	1939	.918	46	28-11-7	5	2743:40	77	1.68	809	.913	53	27-15-7	7	2972:21	96	1.94	1130	.922
PLAYER	OCTOBER								NOVEMBER								DECEMBER							
	GP	REC	SHO	MIN	GA	GAA	SV	SV%	GP	REC	SHO	MIN	GA	GAA	SV	SV%	GP	REC	SHO	MIN	GA	GAA	SV	SV%
Ryan McInchak	—	—	—	—	—	—	—	—	—	—	—	—	—	—	—	—	—	—	—	—	—	—	—	—
Remington Keopple	1	0-1-0	0	40:00	4	6.00	11	.733	4	1-2-0	0	200:17	8	2.40	67	.893	2	0-0-0	0	13:24	2	8.96	5	.714
Ian Shane	4	2-1-0	1	197:27	4	1.22	73	.948	22	12-5-4	2	1254:57	38	1.82	432	.919	10	4-3-3	1	597:42	22	2.21	161	.880
PLAYER	JANUARY								FEBRUARY								MARCH							
	GP	REC	SHO	MIN	GA	GAA	SV	SV%	GP	REC	SHO	MIN	GA	GAA	SV	SV%	GP	REC	SHO	MIN	GA	GAA	SV	SV%
Ryan McInchak	—	—	—	—	—	—	—	—	—	—	—	—	—	—	—	—	—	—	—	—	—	—	—	—
Remington Keopple	1	0-0-0	0	37:03	0	0.00	10	1.000	1	0-0-1	0	45:00	2	2.67	16	.889	—	—	—	—	—	—	—	—
Ian Shane	25	15-5-4	3	1461:26	50	2.05	527	.913	22	12-6-3	4	1283:10	33	1.54	416	.927	16	10-6-0	1	921:19	26	1.69	330	.927

GOALS SCORED, GAME

1.	19	1/13/1965 vs. Hamilton (W, 19-0)
	19	1/27/1968 at Yale (W, 19-1)
3.	18	1/20/1968 at Penn (W, 18-1)
4.	16	12/14/1957 vs. Lehigh (W, 16-3)
5.	15	11/25/1965 vs. York (W, 15-0)
	15	11/25/1975 vs. uOttawa (W, 15-2)
7.	14	2/10/1965 at Hamilton (W, 14-0)
	14	11/24/1966 vs. McMaster (W, 14-2)
	14	2/17/1968 vs. Dartmouth (W, 14-2)
	14	1/8/1969 vs. Penn (W, 14-0)
	14	3/4/1970 vs. Dartmouth (W, 14-0)
12.	13	Nine times, Last: 1/21/1978 vs. Yale (W, 13-1)

GOALS SCORED, PERIOD

1.	9	12/14/1957 vs. Lehigh — 1st period (W, 16-3)
	9	1/27/1968 at Yale — 2nd period (W, 19-1)
	9	1/21/1978 vs. Yale — 1st period (W, 13-1)
4.	8	3/4/1961 vs. Penn — 3rd period (W, 13-1)
	8	2/21/1979 vs. Harvard — 1st period (W, 11-3)
6.	7	3/3/1962 vs. Penn — 2nd period (W, 10-0)
	7	1/13/1965 vs. Hamilton — 2nd period (W, 19-0)
	7	1/13/1965 vs. Hamilton — 3rd period (W, 19-0)
	7	2/10/1965 at Hamilton — 1st period (W, 14-0)
	7	11/24/1966 vs. McMaster — 1st period (W, 14-2)
	7	1/19/1967 at Colgate — 1st period (W, 10-2)
	7	1/20/1968 at Penn — 2nd period (W, 18-1)
	7	1/20/1968 at Penn — 3rd period (W, 18-1)
	7	2/17/1968 at Dartmouth — 2nd period (W, 14-2)
	7	2/5/1969 at Yale — 2nd period (W, 11-2)
	7	12/28/1973 vs. Colo. Coll. — 2nd period (W, 9-8)
	7	11/25/1975 vs. uOttawa — 3rd period (W, 15-2)

MARGIN OF VICTORY

1.	+19	1/13/1965 vs. Hamilton (W, 19-0)
2.	+18	1/27/1968 at Yale (W, 19-1)
3.	+17	1/20/1968 at Penn (W, 18-1)
4.	+15	11/25/1965 vs. York (W, 15-0)
5.	+14	2/10/1965 at Hamilton (W, 14-0)
	+14	1/8/1969 vs. Penn (W, 14-0)
	+14	3/4/1970 vs. Dartmouth (W, 14-0)
8.	+13	1/4/1911 at Western Reserve (W, 13-0)
	+13	12/14/1957 vs. Lehigh Club (W, 16-3)
	+13	11/30/1963 at Penn (W, 13-0)
	+13	11/23/1968 vs. Guelph (W, 13-0)
	+13	11/25/1975 vs. uOttawa (W, 15-2)
13.	+12	Six times, Last: 1/21/1978 vs. Yale (W, 13-1)

MARGIN OF DEFEAT

1.	-23	12/27/1939 vs. Boston College (L, 1-14)
2.	-18	1/10/1959 at Harvard (L, 0-18)
3.	-16	1/19/1946 at Yale (L, 2-18)
4.	-14	3/2/1959 vs. Middlebury (L, 1-15)
5.	-13	1/21/1928 at Princeton (L, 1-14)
	-13	1/18/1947 at Yale (L, 0-13)
	-13	2/21/1948 at Colgate (L, 1-14)
	-13	2/23/1959 vs. Harvard (L, 0-13)
	-13	12/16/1959 at Yale (L, 0-13)
10.	-12	1/6/1945 at Army (L, 1-13)
	-12	2/19/1947 at Colgate (L, 3-15)
	-12	12/19/1957 vs. Princeton (L, 1-13)
	-12	2/14/1959 at Dartmouth (L, 2-14)
	-12	1/23/1960 vs. Dartmouth (L, 0-12)

POWER-PLAY GOALS, GAME

1.	7	11/18/1977 vs. York (W, 10-3)
2.	6	1/4/1973 vs. Loyola (W, 13-5)
	6	11/21/1975 vs. Waterloo (W, 9-1)
	6	1/19/1980 vs. Yale (W, 9-4)
	6	2/4/2023 vs. Union (W, 10-1)
6.	5	9 times, Last: 2/8/2003 vs. Vermont (W, 8-1)

POWER-PLAY GOALS, PERIOD

1.	5	2/4/2023 vs. Union — 1st period (W, 10-1)
2.	4	1/2/1971 vs. Guelph — 2nd period (W, 7-2)
	4	11/18/1977 vs. York — 2nd period (W, 10-3)
	4	1/26/1980 vs. Maine — 3rd period (W, 6-2)
	4	2/8/2003 vs. Vermont — 2nd period (W, 8-1)
6.	3	23 times, Most recent: 11/7/2015 vs. Quinnipiac — 1st period (OTL, 4-5)

SHORT-HANDED GOALS, GAME

1.	4	12/18/1961 vs. Ohio (W, 9-0)
2.	3	1/13/1965 vs. Hamilton (W, 19-0)
3.	2	25 times, Last: 1/13/2012 at Quinnipiac (W, 3-2)

SHORT-HANDED GOALS, PERIOD

1.	3	12/18/1961 vs. Ohio — 2nd period (W, 9-0)
	3	1/13/1965 vs. Hamilton — 3rd period (W, 19-0)
3.	2	1/19/1967 vs. Colgate — 3rd period (W, 10-2)
	2	12/28/1976 vs. Princeton — 3rd period (W, 8-5)
	2	2/11/1978 at Dartmouth — 2nd period (W, 7-1)
	2	2/7/1986 at St. Lawrence — 3rd period (W, 7-4)
	2	12/29/1986 at Wisconsin — 3rd period (L, 5-7)
	2	2/20/1988 vs. Yale — 3rd period (W, 7-4)
	2	1/15/1995 vs. Army — 2nd period (W, 8-2)
	2	1/13/2012 at Quinnipiac — 3rd period (W, 3-2)

FASTEST GOALS TO BEGIN GAME

1.	0:06	Bob Murray (2/11/1974 vs. Yale)
2.	0:08	Robert Spitzmiller (2/12/1930 vs. St. Lawrence)
	0:08	Pete Marcov (12/13/1983 at Princeton)
	0:08	Doug Derraugh (11/10/1990 vs. Princeton)
	0:08	Dalton Bancroft (11/8/2024 vs. Yale)
6.	0:09	Brian McCutcheon (1/3/1970 vs. Colgate)
7.	0:12	Tyler McManus (12/5/1992 at Harvard)
8.	0:13	Roger Eastman (12/14/1957 vs. Lehigh)
9.	0:14	Doug Ferguson (3/8/1966 vs. Boston College)
10.	0:15	Murray Stephen (1/16/1965 at Harvard)

FASTEST TWO GOALS

1.	0:05	3/5/1960 vs. Colgate (W, 5-2)
	0:05	2/14/2020 vs. Union (W, 5-2)
3.	0:06	3/9/1971 vs. Providence (W, 6-3)
4.	0:07	2/10/1965 at Hamilton (W, 14-0)
5.	0:08	1/27/1968 at Yale (W, 19-1)
	0:08	12/1/1978 vs. Brown (L, 5-7)
	0:08	3/8/1985 vs. Yale (W, 9-2)
	0:08	11/17/2017 vs. St. Lawrence (W, 6-1)
9.	0:09	Nine times, Last: 2/7/1986 at St. Lawrence (W, 7-4)

FASTEST TWO GOALS, GAME START

1.	0:36	11/23/1968 vs. Guelph (W, 13-0)
2.	1:11	3/2/1991 vs. Colgate (W, 8-1)
3.	1:14	11/26/2022 vs. UConn (W, 6-0)
4.	1:20	11/21/1964 vs. Waterloo (W, 5-4)
5.	1:40	12/14/1957 vs. Lehigh (W, 16-3)
6.	1:44	1/17/1987 vs. Brown (OTL, 4-5)
7.	1:53	3/5/1960 vs. Colgate (W, 5-2)
8.	1:54	2/7/1986 at St. Lawrence (W, 7-4)
9.	1:55	3/14/1969 vs. Michigan Tech (OTW, 4-3)
10.	1:57	1/3/1984 vs. Princeton (W, 6-4)

FASTEST THREE GOALS

1.	0:23	2/4/2023 vs. Union (W, 10-1) — <i>all PPG</i>
2.	0:24	2/28/1976 vs. Princeton (W, 8-2)
3.	0:29	1/13/1965 vs. Hamilton (W, 19-0) — <i>all SHG</i>
4.	0:32	1/20/1968 at Penn (W, 18-1)
5.	0:38	1/24/1969 at Penn (W, 10-3)
6.	0:40	3/4/1961 vs. Penn (W, 13-1)
7.	0:43	2/4/2023 vs. Union (W, 10-1)
8.	0:45	12/14/1957 vs. Lehigh (W, 16-3)
9.	0:51	3/10/1979 vs. Boston University (W, 7-4)
10.	0:52	1/9/1965 vs. Princeton (W, 7-3)

FASTEST THREE GOALS, GAME START

1.	2:29	2/28/1976 vs. Princeton (W, 8-2)
2.	3:28	11/23/1968 vs. Guelph (W, 13-0)
3.	3:47	3/2/1991 vs. Colgate (W, 8-1)
4.	3:52	11/24/1966 vs. McMaster (W, 14-2)
5.	4:30	2/22/1975 at Princeton (W, 9-5)
6.	4:33	12/5/1978 vs. St. Lawrence (W, 8-0)
7.	4:34	1/27/1968 at Yale (W, 19-1)
8.	5:03	12/18/1967 at Harvard (W, 9-0)
9.	5:09	1/13/1940 at St. Lawrence (W, 5-3)
10.	5:21	3/14/1969 vs. Michigan Tech (OTW, 4-3)

FASTEST FOUR GOALS

1.	0:54	2/4/2023 vs. Union (W, 10-1) — <i>first 3G were PPG</i>
2.	1:34	3/4/1961 vs. Penn (W, 13-1)
3.	1:35	1/21/1978 vs. Yale (W, 13-1)
4.	1:37	2/28/1976 vs. Princeton (W, 8-2)
5.	1:39	3/4/1961 vs. Penn (W, 13-1)
6.	1:43	11/25/1975 vs. uOttawa (W, 15-2)
7.	1:48	1/20/1968 at Penn (W, 18-1)
8.	2:01	11/25/1975 vs. uOttawa (W, 15-2)
9.	2:05	11/25/1975 vs. uOttawa (W, 15-2)
10.	2:06	12/3/1977 at Brown (L, 6-7)

FASTEST FIVE GOALS

1.	2:01	3/4/1961 vs. Penn (W, 13-1)
2.	2:29	11/25/1975 vs. uOttawa (W, 15-2)
3.	2:35	11/25/1975 vs. uOttawa (W, 15-2)
4.	3:04	1/21/1978 vs. Yale (W, 13-1)
5.	3:34	11/25/1975 vs. uOttawa (W, 15-2)
6.	3:35	2/4/2023 vs. Union (W, 10-1) — <i>first 4G were PPG</i>
7.	3:39	3/4/1961 vs. Penn (W, 13-1)
8.	3:42	1/27/1968 at Yale (W, 19-1)
9.	3:46	1/21/1978 at Yale (W, 19-1)
10.	3:56	1/27/1968 vs. Yale (W, 13-1)

MOST SAVES BY TEAM, GAME

1.	61	2/23/1959 vs. Harvard (L, 0-13) <i>John Detwiler (61 saves)</i>
	61	3/6/1982 at Yale (L, 2-5) <i>Brian Hayward (61 saves)</i>
3.	60	12/17/1958 vs. Yale (L, 1-12) <i>Pete Wheelwright (29 saves); John Detwiler (31 saves)</i>
	60	12/20/1962 vs. Clarkson (L, 3-8) <i>Laing Kennedy (60 saves)</i>
	60	1/3/1986 at British Columbia (W, 5-2) <i>Doug Dadswell (60 saves)</i>
	60	3/17/2013 at Quinnipiac (L, 2-3 — 2OT) <i>Andy Iles (60 saves)</i>
7.	59	3/26/2006 vs. Wisconsin (L, 0-1 — 3OT) <i>David McKee (59 saves)</i>
8.	58	1/10/1959 at Harvard (L, 0-18) <i>John Detwiler (58 saves)</i>
9.	57	3/14/1986 vs. Yale (W, 3-2 — 2OT) <i>Doug Dadswell (57 saves)</i>
	57	2/4/1961 at Harvard (L, 1-2) <i>Laing Kennedy (57 saves)</i>

POINTS IN SEASON, PLAYER

1.	83	Lance Nethery	1977-78
2.	78	Lance Nethery	1976-77
3.	74	Brian Cornell	1968-69
4.	71	Doug Ferguson	1965-66
5.	69	Carlo Ugolini	1972-73
6.	68	James Vaughan	1975-76
7.	66	Doug Derrauagh	1990-91
8.	65	Lance Nethery	1978-79
9.	63	Larry Fullan	1971-72
	63	Doug Marrett	1972-73
	63	David Peace	1974-75

GOALS SCORED IN SEASON, PLAYER

1.	37	Doug Ferguson	1965-66
2.	34	Doug Marrett	1972-73
3.	32	Lance Nethery	1976-77
4.	31	James Vaughan	1975-76
	31	Brock Tredway	1978-79
6.	30	Doug Derrauagh	1990-91
7.	29	Brian Cornell	1967-68
	29	Mark Trivett	1976-77
	29	Roy Kerling	1977-78
	29	Brock Tredway	1980-81

ASSISTS IN SEASON, PLAYER

1.	60	Lance Nethery	1977-78
2.	52	Brian Cornell	1968-69
3.	47	Lance Nethery	1978-79
4.	46	Lance Nethery	1976-77
5.	44	Carlo Ugolini	1972-73
6.	43	Larry Fullan	1971-72
7.	41	Brian Campbell	1974-75
8.	40	Peter Tufford	1968-69
9.	39	Michael Doran	1965-66
	39	Steve Bajinski	1974-75

SAVES IN SEASON, PLAYER

1.	967	Doug Dadswell	1985-86
2.	906	Mitch Gillam	2015-16
3.	898	Andy Iles	2012-13
4.	894	Ben Scrivens	2009-10
5.	883	Ben Scrivens	2007-08
6.	870	Andy Iles	2011-12
7.	857	Doug Dadswell	1984-85
8.	856	Jason Elliott	1997-98
9.	843	Mitch Gillam	2016-17
10.	836	Dave Elenbaas	1972-73

GOALS-AGAINST AVERAGE, SEASON

1.	1.20	Dave LeNeveu	2002-03
2.	1.24	David McKee	2004-05
3.	1.48	Ken Dryden	1966-67
4.	1.51	Matthew Galajda	2017-18
5.	1.52	Ken Dryden	1967-68
6.	1.56	Matthew Galajda	2019-20
7.	1.69	Ian Shane	2023-24
8.	1.72	Ian Shane	2022-23
9.	1.74	Ben Scrivens	2008-09
10.	1.81	Ken Dryden	1968-69

SHUTOUTS, SEASON

1.	10	David McKee	2004-05
2.	9	Dave LeNeveu	2002-03
3.	9	Matthew Galajda	2017-18
4.	7	Ben Scrivens	2008-09
5.	7	Ben Scrivens	2009-10
6.	7	Mitch Gillam	2015-16
7.	6	Ken Dryden	1967-68
8.	6	Andy Iles	2011-12
9.	5	Five times, Last: Ian Shane (2022-23)	

POINTS IN SEASON, TEAM

1.	530	1976-77	# of players with points:	20
2.	522	1977-78	# of players with points:	22
3.	502	1968-69	# of players with points:	18
4.	480	1967-68	# of players with points:	18
	474	1975-76	# of players with points:	26
6.	465	1971-72	# of players with points:	19
	465	1969-70	# of players with points:	17
8.	433	1978-79	# of players with points:	23
9.	430	1972-73	# of players with points:	19
10.	427	1974-75	# of players with points:	20

GOALS SCORED IN SEASON, TEAM

1.	204	1976-77	# of players with goals:	20
2.	195	1977-78	# of players with goals:	21
3.	190	1968-69	# of players with goals:	16
4.	187	1967-68	# of players with goals:	17
5.	179	1969-70	# of players with goals:	17
6.	176	1971-72	# of players with goals:	16
7.	174	1975-76	# of players with goals:	18
8.	166	1978-79	# of players with goals:	20
9.	164	1966-67	# of players with goals:	14
10.	159	1970-71	# of players with goals:	19

ASSISTS IN SEASON, TEAM

1.	327	1977-78	# of players with assists:	20
	326	1976-77	# of players with assists:	20
3.	312	1968-69	# of players with assists:	18
4.	300	1975-76	# of players with assists:	25
5.	293	1967-68	# of players with assists:	18
6.	289	1971-72	# of players with assists:	19
	286	1969-70	# of players with assists:	17
8.	274	1972-73	# of players with assists:	18
	270	1974-75	# of players with assists:	20
	267	1978-79	# of players with assists:	22

SAVES IN SEASON, TEAM

1.	1030	1985-86	Games: 32	SV/game: 32.19
2.	1026	1980-81	Games: 31	SV/game: 33.10
3.	1004	1997-98	Games: 33	SV/game: 30.42
4.	978	1996-97	Games: 35	SV/game: 27.94
5.	951	1979-80	Games: 31	SV/game: 30.68
6.	949	2010-11	Games: 34	SV/game: 27.91
7.	948	2007-08	Games: 36	SV/game: 26.33
8.	938	1993-94	Games: 30	SV/game: 31.27
9.	936	2015-16	Games: 34	SV/game: 27.53
10.	931	1984-85	Games: 30	SV/game: 31.03

GOALS-AGAINST AVERAGE, SEASON

1.	1.24	2004-05	GA: 44	Minutes: 2134:19
2.	1.26	2002-03	GA: 46	Minutes: 2187:32
3.	1.48	1967-68	GA: 43	Minutes: 1740:00
4.	1.52	2017-18	GA: 50	Minutes: 1978:38
5.	1.54	2019-20	GA: 45	Minutes: 1750:43
6.	1.59	1966-67	GA: 46	Minutes: 1740:00
7.	1.68	2001-02	GA: 61	Minutes: 2176:41
8.	1.80	2023-24	GA: 64	Minutes: 2135:41
9.	1.82	2003-04	GA: 59	Minutes: 1942:47
10.	1.84	2009-10	GA: 63	Minutes: 2049:53

SHUTOUTS, SEASON

1.	10	2004-05
	10	2017-18
3.	9	2002-03
4.	7	2008-09
	7	2009-10
	7	2015-16
	6	1967-68
8.	6	2011-12
9.	5	Eight times, Last: 2022-23

CAREER POINTS

1.	271	Lance Nethery	1975-79
2.	207	Brock Tredway	1977-81
3.	200	Roy Kerling	1977-78, 1979-82
4.	187	Doug Ferguson	1964-67
5.	177	Duanne Moeser	1982-86
6.	165	Larry Fullan	1969-72
7.	160	Peter Tufford	1966-69
8.	159	Gary Cullen	1981-85
9.	154	James Vaughan	1974-77
10.	153	Doug Derrauagh	1987-91

CAREER GOALS SCORED

1.	113	Brock Tredway	1977-81
2.	93	Roy Kerling	1977-78, 1979-82
3.	91	Doug Ferguson	1964-67
	91	Lance Nethery	1975-79
5.	81	Duanne Moeser	1982-86
6.	73	Joe Nieuwendyk	1984-87
7.	71	James Vaughan	1974-77
	71	Matt Moulson	2002-06
9.	68	John Hughes	1967-70
	68	Peter Tufford	1966-69
	68	Trent Andison	1987-91

CAREER ASSISTS

1.	180	Lance Nethery	1975-79
2.	108	Larry Fullan	1969-72
3.	107	Roy Kerling	1977-78, 1979-82
4.	105	Gary Cullen	1981-85
5.	96	Doug Ferguson	1964-67
	96	Duanne Moeser	1982-86
7.	95	Brian Cornell	1966-69
8.	94	Brock Tredway	1977-81
9.	93	Kyle Knopp	1995-99
10.	92	Brian Campbell	1973-76
	92	Peter Tufford	1966-69

CAREER SAVES

1.	2988	Andy Iles	2010-14
2.	2824	Ben Scrivens	2006-10
3.	2462	Jason Elliott	1994-98
4.	2403	Mitch Gillam	2013-17
5.	2228	Corrie D'Alessio	1987-91
	2225	Brian Hayward	1978-82
7.	2208	David McKee	2003-06
8.	2143	Darren Eliot	1979-83
9.	2052	Matt Underhill	1998-02
10.	1987	Ken Dryden	1966-69

CAREER GOALS-AGAINST AVERAGE

1.	1.29	Dave LeNeveu	2001-03
2.	1.60	Ken Dryden	1966-69
3.	1.64	Matthew Galajda	2017-20
4.	1.71	David McKee	2003-06
5.	1.82	Ian Shane	2021-Pres.
6.	1.91	Ben Scrivens	2006-10
7.	2.13	Brian Cropper	1968-71
8.	2.15	Mitch Gillam	2013-17
9.	2.26	Andy Iles	2010-14
10.	2.32	Matt Underhill	1998-02

CAREER SHUTOUTS

1.	19	Matthew Galajda	2017-20
	19	Ben Scrivens	2006-10
3.	18	David McKee	2003-06
4.	13	Ken Dryden	1966-69
5.	12	Ian Shane	2021-Pres.
6.	11	Dave LeNeveu	2001-03
	11	Mitch Gillam	2013-17
8.	10	Laing Kennedy	1960-63
9.	9	Andy Iles	2010-14
10.	7	Brian Cropper	1968-71
	7	Errol McKibbin	1963-66

2024-25 OVERALL STATISTICS

Overall **6-5-4** Home **5-1-1** Away **0-4-2** Neutral **1-0-1** ECAC Hockey **3-3-2**

#	PLAYER	GP	G	A	PTS	SH	SH%	+/-	PN-MIN	MIN	MAJ	OTH	PPG	SHG	FG	GWG	GTG	OTG	HT	PN	UA	BLK	SHOOTOUTS		
																							G	ATT	PCT
14	Ryan Walsh	15	7	6	13	34	.206	+2	6-12	6	0	0	3	0	0	0	1	0	0	0	1	8	0	2	.000
17	Dalton Bancroft	15	6	3	9	44	.136	0	5-21	3	1	1	0	1	2	3	0	0	0	0	0	8	1	3	.333
38	Jonathan Castagna	15	2	6	8	27	.074	-1	6-12	6	0	0	0	0	0	0	0	0	0	0	0	8	0	0	—
9	Jack O'Leary	15	4	3	7	18	.222	+3	2-4	2	0	0	0	0	0	0	2	0	0	0	0	5	0	0	—
26	Ondrej Psenicka	11	4	3	7	22	.182	-1	2-4	2	0	0	1	0	0	0	1	0	0	0	0	6	0	1	.000
12	Tim Rego	15	3	4	7	22	.136	+3	4-16	3	0	1	0	0	0	1	0	0	0	0	0	15	0	0	—
10	Jake Kraft	15	3	3	6	35	.086	+5	0-0	0	0	0	0	0	1	0	0	0	0	0	0	1	1	1	1.000
16	Charlie Major	15	1	5	6	34	.029	+3	1-2	1	0	0	0	0	0	1	0	1	0	0	0	5	0	0	—
21	Ben Robertson	15	1	5	6	21	.048	+1	1-2	1	0	0	1	0	0	0	0	0	0	0	0	12	0	0	—
6	George Fegaras	9	0	6	6	18	.000	0	2-4	2	0	0	0	0	0	0	0	0	0	0	0	9	0	0	—
15	Tyler Catalano	15	2	2	4	13	.154	+1	4-8	4	0	0	0	0	0	1	0	0	0	0	0	5	0	0	—
19	Sullivan Mack	11	2	2	4	31	.065	+3	0-0	0	0	0	0	0	1	0	0	0	0	0	0	7	0	0	—
4	Hank Kempf	15	0	4	4	15	.000	+3	4-8	4	0	0	0	0	0	0	0	0	0	0	0	15	0	1	.000
5	Hoyt Stanley	15	0	4	4	13	.000	+3	4-8	4	0	0	0	0	0	0	0	0	0	0	0	26	0	0	—
27	Michael Suda	15	0	4	4	17	.000	+4	2-4	2	0	0	0	0	0	0	0	0	0	0	0	10	2	2	1.000
22	Kyle Penney	8	3	0	3	21	.143	+5	0-0	0	0	0	0	1	0	0	0	0	0	0	1	1	0	0	—
28	Nick DeSantis	15	1	2	3	13	.077	+3	1-2	1	0	0	0	0	1	0	0	0	0	0	1	8	0	0	—
18	Kyler Kovich	15	1	1	2	16	.063	+3	1-2	1	0	0	0	0	0	0	0	0	0	0	0	5	0	0	—
24	Nicholas Wolfenberg	8	1	1	2	7	.143	+1	1-2	1	0	0	0	0	0	0	0	0	0	0	0	2	0	0	—
3	Jack O'Brien	11	0	1	1	3	.000	+2	1-2	1	0	0	0	0	0	0	0	0	0	0	0	4	0	0	—
30	Ian Shane	15	0	1	1	0	.000	0	1-2	1	0	0	0	0	0	0	0	0	0	0	0	0	0	0	—
11	Sean Donaldson	11	0	0	0	10	.000	-4	4-19	2	1	1	0	0	0	0	0	0	0	0	0	1	0	0	—
29	Parker Murray	2	0	0	0	0	.000	0	0-0	0	0	0	0	0	0	0	0	0	0	0	0	0	0	0	—
33	Remington Keopple	2	0	0	0	0	.000	0	0-0	0	0	0	0	0	0	0	0	0	0	0	0	0	0	0	—
TEAM									1-2																
TOTALS		15	41	66	107	434	.094	+39	59-148	54	2	3	5	2	5	6	4	1	0	0	3	161	4	10	.400
OPPONENTS		15	38	66	104	337	.113	-48	53-109	52	1	0	11	1	10	5	0	0	0	0	3	190	1	10	.100

#	PLAYER	GP-GS	MIN	GA	GAA	SV	SV%	W	L	T	SHO	PPG	SHG	ENG
30	Ian Shane	15-15	862:33	35	2.43	286	.891	6	5	4	1	11	1	0
33	Remington Keopple	2-0	46:43	0	0.00	13	1.000	0	0	0	0	0	0	0
EMPTY NET			13:42	3	—	—	—	—	—	—	—	0	0	3
TOTALS		15	922:58	38	2.47	299	.887	6	5	4	1	11	1	3
OPPONENTS		15	922:58	41	2.67	393	.906	5	6	4	1	5	2	4

FACEOFFS

POWER-PLAY SCORING

PERIOD-BY-PERIOD STATS

#	PLAYER	W	L	PCT
9	Jack O'Leary	5	4	.556
19	Sullivan Mack	5	4	.556
14	Ryan Walsh	173	139	.554
38	Jonathan Castagna	125	102	.551
16	Charlie Major	73	67	.521
15	Tyler Catalano	52	52	.500
17	Dalton Bancroft	4	4	.500
28	Nick DeSantis	2	2	.500
18	Kyler Kovich	10	11	.476
22	Kyle Penney	12	14	.462
26	Ondrej Psenicka	1	2	.333
10	Jake Kraft	0	4	.000
11	Sean Donaldson	0	1	.000
12	Tim Rego	0	1	.000
TOTALS		462	407	.532
OPPONENTS		407	462	.468

#	PLAYER	G	A	PTS	SH	SH%
14	Ryan Walsh	3	1	4	11	.273
6	George Fegaras	0	4	4	0	.000
16	Charlie Major	0	2	2	11	.000
21	Ben Robertson	1	1	2	8	.125
26	Ondrej Psenicka	1	0	1	5	.200
12	Tim Rego	0	1	1	4	.000
17	Dalton Bancroft	0	1	1	11	.000
SHORT-HANDED SCORING						
#	PLAYER	G	A	PTS	SH	SH%
17	Dalton Bancroft	1	0	1	2	.500
22	Kyle Penney	1	0	1	2	.500
14	Ryan Walsh	0	1	1	1	.000

GOALS	1ST	2ND	3RD	OT	TOTAL
Cornell	13	9	18	1	41
Opponents	12	18	8	0	38
Difference	+1	-8	+10	+1	+3
SHOTS					
1ST	2ND	3RD	OT	TOTAL	
Cornell	120	127	168	19	434
Opponents	103	133	96	5	337
Difference	+17	-6	+72	+14	+97
SAVES					
1ST	2ND	3RD	OT	TOTAL	
Cornell	91	115	88	5	299
Opponents	107	118	150	18	393
Difference	-16	-3	-62	-13	-94

2024-25 ECAC HOCKEY STATISTICS

Overall6-5-4

Home5-1-1

Away0-4-2

Neutral1-0-1

ECAC Hockey3-3-2

#	PLAYER	GP	G	A	PTS	SH	SH%	+/-	PN-MIN	MIN	MAJ	OTH	PPG	SHG	FG	GWG	GTG	OTG	HT	PN	UA	BLK	SHOOTOUTS		
																							G	ATT	PCT
14	Ryan Walsh	8	4	2	6	19	.211	0	3-6	3	0	0	3	0	0	0	1	0	0	0	0	5	0	1	.000
17	Dalton Bancroft	8	4	2	6	21	.190	+1	2-15	0	1	1	0	0	2	2	0	0	0	0	0	6	0	1	.000
26	Ondrej Psenicka	4	3	2	5	8	.375	+2	1-2	1	0	0	1	0	0	0	0	0	0	0	0	3	0	0	—
16	Charlie Major	8	1	4	5	16	.063	+5	0-0	0	0	0	0	0	0	1	0	1	0	0	0	5	0	1	.000
6	George Fegaras	4	0	5	5	4	.000	0	2-4	2	0	0	0	0	0	0	0	0	0	0	0	3	0	0	—
9	Jack O'Leary	8	2	2	4	9	.222	-1	0-0	0	0	0	0	0	0	0	1	0	0	0	0	1	0	0	—
12	Tim Rego	8	1	3	4	8	.125	0	3-14	2	0	1	0	0	0	0	0	0	0	0	0	8	0	0	—
21	Ben Robertson	8	1	3	4	11	.091	-2	1-2	1	0	0	1	0	0	0	0	0	0	0	0	8	0	0	—
10	Jake Kraft	8	1	2	3	16	.063	+1	0-0	0	0	0	0	0	0	0	0	0	0	0	0	1	1	1	1.000
38	Jonathan Castagna	8	1	2	3	11	.091	-3	2-4	2	0	0	0	0	0	0	0	0	0	0	0	7	0	0	—
22	Kyle Penney	6	2	0	2	14	.143	+4	0-0	0	0	0	0	1	0	0	0	0	0	0	1	1	0	0	—
15	Tyler Catalano	8	1	1	2	10	.100	+1	2-4	2	0	0	0	0	0	0	0	0	0	0	0	2	0	0	—
18	Kyler Kovich	8	1	1	2	10	.100	+4	0-0	0	0	0	0	0	0	0	0	0	0	0	0	2	0	0	—
4	Hank Kempf	8	0	2	2	7	.000	+3	2-4	2	0	0	0	0	0	0	0	0	0	0	0	7	0	0	—
27	Michael Suda	8	0	2	2	10	.000	+3	1-2	1	0	0	0	0	0	0	0	0	0	0	0	5	1	1	1.000
3	Jack O'Brien	4	0	1	1	1	.000	+2	0-0	0	0	0	0	0	0	0	0	0	0	0	0	1	0	0	—
5	Hoyt Stanley	8	0	1	1	9	.000	+2	2-4	2	0	0	0	0	0	0	0	0	0	0	0	14	0	0	—
28	Nick DeSantis	8	0	1	1	10	.000	+2	1-2	1	0	0	0	0	0	0	0	0	0	0	0	3	0	0	—
30	Ian Shane	8	0	1	1	0	.000	0	1-2	1	0	0	0	0	0	0	0	0	0	0	0	0	0	0	—
11	Sean Donaldson	8	0	0	0	9	.000	-3	4-19	2	1	1	0	0	0	0	0	0	0	0	0	1	0	0	—
19	Sullivan Mack	4	0	0	0	7	.000	0	0-0	0	0	0	0	0	0	0	0	0	0	0	0	3	0	0	—
24	Nicholas Wolfenberg	4	0	0	0	3	.000	0	0-0	0	0	0	0	0	0	0	0	0	0	0	0	2	0	0	—
29	Parker Murray	2	0	0	0	0	.000	0	0-0	0	0	0	0	0	0	0	0	0	0	0	0	0	0	0	—
33	Remington Keopple	1	0	0	0	0	.000	0	0-0	0	0	0	0	0	0	0	0	0	0	0	0	0	0	0	—
TEAM									1-2																
TOTALS		8	22	37	59	213	.103	+21	28-86	23	2	3	5	1	2	3	2	1	0	0	1	88	2	5	.400
OPPONENTS		8	20	36	56	165	.121	-25	29-61	28	1	0	8	0	6	3	0	0	0	0	1	99	1	4	.250

#	PLAYER	GP-GS	MIN	GA	GAA	SV	SV%	W	L	T	SHO	PPG	SHG	ENG
30	Ian Shane	8-8	477:43	18	2.26	142	.888	3	3	2	1	8	0	0
33	Remington Keopple	1-0	9:40	0	0.00	3	1.000	0	0	0	0	0	0	0
EMPTY NET			5:35	2	—	—	—	—	—	—	—	0	0	2
TOTALS		8	492:58	20	2.43	145	.879	3	3	2	1	8	0	2
OPPONENTS		8	492:58	22	2.68	191	.897	3	3	2	0	5	1	1

FACEOFFS

#	PLAYER	W	L	PCT
19	Sullivan Mack	1	0	1.000
28	Nick DeSantis	2	1	.667
14	Ryan Walsh	105	70	.600
17	Dalton Bancroft	3	2	.600
38	Jonathan Castagna	68	52	.567
22	Kyle Penney	11	10	.524
15	Tyler Catalano	30	30	.500
9	Jack O'Leary	3	3	.500
18	Kyler Kovich	2	2	.500
16	Charlie Major	24	35	.407
10	Jake Kraft	0	3	.000
11	Sean Donaldson	0	1	.000
12	Tim Rego	0	1	.000
26	Ondrej Psenicka	0	1	.000
TOTALS		249	211	.541
OPPONENTS		211	249	.459

POWER-PLAY SCORING

#	PLAYER	G	A	PTS	SH	SH%
14	Ryan Walsh	3	1	4	7	.429
6	George Fegaras	0	4	4	0	.000
21	Ben Robertson	1	1	2	5	.200
16	Charlie Major	0	2	2	7	.000
26	Ondrej Psenicka	1	0	1	3	.333
12	Tim Rego	0	1	1	1	.000
17	Dalton Bancroft	0	1	1	4	.000

SHORT-HANDED SCORING

#	PLAYER	G	A	PTS	SH	SH%
22	Kyle Penney	1	0	1	2	.500

PERIOD-BY-PERIOD STATS

GOALS	1ST	2ND	3RD	OT	TOTAL
Cornell	6	6	9	1	22
Opponents	6	7	7	0	20
Difference	0	-1	+2	+1	+2
SHOTS	1ST	2ND	3RD	OT	TOTAL
Cornell	54	66	82	11	213
Opponents	58	54	52	1	165
Difference	-4	+12	+30	+10	+48
SAVES	1ST	2ND	3RD	OT	TOTAL
Cornell	52	47	45	1	145
Opponents	48	60	73	10	191
Difference	+4	-13	-28	-9	-46

2024-25 PERIOD-BY-PERIOD COMPARISONS

DATE	OPPONENT	GOALS																SHOTS													
		TOTAL			CU BY PERIOD				OPP BY PERIOD				+/- BY PERIOD				TOTAL			CU BY PERIOD				OPP BY PERIOD				+/- BY PERIOD			
		CU	OPP	+/-	1	2	3	OT	1	2	3	OT	1	2	3	OT	CU	OPP	+/-	1	2	3	OT	1	2	3	OT	1	2	3	OT
11/1	North Dakota	4	1	+1	3	0	1	—	1	0	0	—	+2	0	+1	—	21	24	-3	6	10	5	—	5	10	9	—	+1	0	-4	—
11/2	North Dakota	5	3	+2	1	1	3	—	0	3	0	—	+1	-2	+3	—	28	28	0	11	4	13	—	5	15	8	—	+6	-11	+5	—
11/8	Yale	2	2	0	1	1	0	0	1	1	0	0	0	0	0	0	33	10	+23	5	10	13	5	3	6	0	1	+2	+4	+13	+4
11/9	Brown	3	1	+2	0	1	2	—	1	0	0	—	-1	+1	+2	—	31	19	+12	7	11	13	—	9	5	5	—	-2	+6	+8	—
11/15	at Dartmouth	3	4	-1	0	1	2	—	0	2	2	—	0	-1	0	—	32	23	+9	11	7	14	—	8	5	10	—	+3	+2	+4	—
11/16	at Harvard	2	2	0	0	1	1	0	1	1	0	0	-1	0	+1	0	26	34	-8	6	5	12	3	13	11	10	0	-7	-6	+2	+3
11/22	Quinnipiac	1	3	-2	1	0	0	—	1	0	2	—	0	0	-2	—	16	23	-7	5	5	6	—	5	9	9	—	0	-4	-3	—
11/23	Princeton	5	0	+5	3	0	2	—	0	0	0	—	+3	0	+2	—	24	24	0	12	7	5	—	8	9	7	—	+4	-2	-2	—
11/30	vs. Quinnipiac	3	3	0	2	0	1	0	0	3	0	0	+2	-3	+1	0	33	29	+4	15	4	13	1	6	14	6	3	+9	-10	+7	-2
12/6	Colgate	3	2	+1	0	1	1	1	1	1	0	0	-1	0	+1	+1	31	10	+21	5	12	11	3	4	4	2	0	+1	+8	+9	+3
12/7	at Colgate	3	6	-3	1	1	1	—	1	2	3	—	0	-1	-2	—	20	22	-2	3	9	8	—	8	5	9	—	-5	+4	-1	—
1/3	vs. UMass	4	2	+2	0	1	3	—	1	1	0	—	-1	0	+3	—	35	24	+11	9	10	16	—	6	13	5	—	+3	-3	+11	—
1/4	at Arizona State	0	4	-4	0	0	0	—	2	2	0	—	-2	-2	0	—	34	28	+6	8	9	17	—	11	12	5	—	-3	-3	+12	—
1/10	at Sacred Heart	1	1	0	1	0	0	0	1	0	0	0	0	0	0	0	41	18	+23	9	13	12	7	5	6	6	1	+4	+7	+6	+6
1/11	at Sacred Heart	2	4	-2	0	1	1	—	1	2	1	—	-1	-1	0	—	29	21	+8	8	11	10	—	7	9	5	—	+1	+2	+5	—
1/17	at Princeton																														
1/18	at Quinnipiac																														
1/24	Harvard																														
1/25	Dartmouth																														
1/31	at St. Lawrence																														
2/1	at Clarkson																														
2/7	RPI																														
2/8	Union																														
2/14	at Brown																														
2/15	at Yale																														
2/21	Clarkson																														
2/22	St. Lawrence																														
2/28	at Union																														
3/1	at RPI																														

2024-25 GAME-BY-GAME SCORING BREAKDOWN

Date	Opponent	2 Steele	3 O'Brien	4 Kempf	5 Stanley	6 Fegasas	7 Rayhill	8 Devlin	9 O'Leary	10 Kraft	11 Donaldson	12 Rego	13 Mosko	14 Walsh	15 Catalano
11/1	North Dakota	DND	0-0—0	0-0—0	0-1—1	DND	DND	DND	0-0—0	0-0—0	DND	0-0—0	DND	0-0—0	1-0—1
11/2	North Dakota	DND	0-0—0	0-1—1	0-0—0	DND	DND	DND	1-0—1	1-1—2	DND	1-1—2	DND	1-2—3	0-1—1
11/8	Yale	DND	DNP	0-1—1	0-0—0	DND	DND	DND	1-0—1	0-1—1	0-0—0	0-0—0	DND	0-1—1	0-0—0
11/9	Brown	DND	DNP	0-0—0	0-0—0	DND	DND	DND	0-0—0	0-0—0	0-0—0	0-0—0	DND	1-0—1	0-0—0
11/15	at Dartmouth	DND	0-1—1	0-0—0	0-1—1	DND	DND	DND	0-0—0	0-0—0	0-0—0	0-0—0	DND	0-0—0	1-0—1
11/16	at Harvard	DND	0-0—0	0-0—0	0-0—0	DND	DND	DND	0-0—0	0-0—0	0-0—0	1-1—2	DND	1-0—1	0-0—0
11/22	Quinnipiac	DND	DNP	0-0—0	0-0—0	0-0—0	DND	DND	0-0—0	0-0—0	0-0—0	0-1—1	DND	0-0—0	0-0—0
11/23	Princeton	DND	0-0—0	0-0—0	0-0—0	0-2—2	DND	DND	0-1—1	1-0—1	0-0—0	0-1—1	DND	1-1—2	0-0—0
11/30	vs. Quinnipiac	DND	0-0—0	0-1—1	0-0—0	0-0—0	DND	DND	1-0—1	0-0—0	0-0—0	0-0—0	DND	0-1—1	0-0—0
12/6	Colgate	DND	DNP	0-1—1	0-0—0	0-1—1	DND	DND	1-0—1	0-0—0	0-0—0	0-0—0	DND	1-0—1	0-0—0
12/7	at Colgate	DND	0-0—0	0-0—0	0-0—0	0-2—2	DND	DND	0-1—1	0-1—1	0-0—0	0-0—0	DND	0-0—0	0-1—1
1/3	vs. UMass	DND	0-0—0	0-0—0	0-2—2	0-0—0	DND	DND	0-1—1	0-0—0	0-0—0	1-0—1	DND	1-0—1	0-0—0
1/4	at Arizona State	DND	0-0—0	0-0—0	0-0—0	0-0—0	DND	DND	0-0—0	0-0—0	DND	0-0—0	DND	0-0—0	0-0—0
1/10	at Sacred Heart	DND	0-0—0	0-0—0	0-0—0	0-1—1	DND	DND	0-0—0	0-0—0	0-0—0	0-0—0	DND	0-0—0	0-0—0
1/11	at Sacred Heart	DND	0-0—0	0-0—0	0-0—0	0-0—0	DND	DND	0-0—0	0-0—0	DND	0-0—0	DND	1-1—2	0-0—0

Date	Opponent	16 Major	17 Bancroft	18 Kovich	19 Mack	21 Robertson	22 Penney	23 Wallace	24 Wolfenberg	26 Psenicka	27 Suda	28 DeSantis	29 Murray	30 Shane	38 Castagna
11/1	North Dakota	0-0—0	0-0—0	0-0—0	1-1—2	0-1—1	0-0—0	DND	1-0—1	0-0—0	0-0—0	1-0—1	DND	0-0—0	0-2—2
11/2	North Dakota	0-1—1	0-0—0	0-0—0	0-0—0	0-0—0	1-0—1	DND	0-0—0	0-0—0	0-1—1	0-0—0	DND	0-0—0	0-0—0
11/8	Yale	0-0—0	1-0—1	0-0—0	0-0—0	0-0—0	0-0—0	DND	0-0—0	DND	0-0—0	0-0—0	DND	0-0—0	0-1—1
11/9	Brown	0-0—0	2-1—3	0-1—1	0-0—0	0-1—1	0-0—0	DND	0-0—0	DND	0-1—1	0-0—0	DND	0-0—0	0-0—0
11/15	at Dartmouth	0-1—1	0-0—0	0-0—0	DND	0-1—1	2-0—2	DND	0-0—0	DND	0-0—0	0-0—0	0-0—0	0-0—0	0-0—0
11/16	at Harvard	0-1—1	0-0—0	0-0—0	DND	0-0—0	0-0—0	DND	0-0—0	DND	0-0—0	0-1—1	0-0—0	0-1—1	0-0—0
11/22	Quinnipiac	0-0—0	0-0—0	0-0—0	DND	0-0—0	0-0—0	DND	DND	0-0—0	0-0—0	0-0—0	DND	0-0—0	1-0—1
11/23	Princeton	0-1—1	1-0—1	0-0—0	DND	1-1—2	0-0—0	DND	DND	1-1—2	0-1—1	0-0—0	DND	0-0—0	0-0—0
11/30	vs. Quinnipiac	0-0—0	1-0—1	0-0—0	1-1—2	0-0—0	DND	DND	DND	0-0—0	0-0—0	0-0—0	DND	0-0—0	0-2—2
12/6	Colgate	1-1—2	0-0—0	0-0—0	0-0—0	0-0—0	DND	DND	DND	0-1—1	0-0—0	0-0—0	DND	0-0—0	0-1—1
12/7	at Colgate	0-0—0	0-1—1	1-0—1	0-0—0	0-0—0	DND	DND	DND	2-0—2	0-0—0	0-0—0	DND	0-0—0	0-0—0
1/3	vs. UMass	0-0—0	1-0—1	0-0—0	0-0—0	0-1—1	DND	DND	DND	0-1—1	0-1—1	0-0—0	DND	0-0—0	1-0—1
1/4	at Arizona State	0-0—0	0-0—0	0-0—0	0-0—0	0-0—0	DND	DND	0-0—0	0-0—0	0-0—0	0-0—0	DND	0-0—0	0-0—0
1/10	at Sacred Heart	0-0—0	0-1—1	0-0—0	0-0—0	0-0—0	DND	DND	DND	1-0—1	0-0—0	0-0—0	DND	0-0—0	0-0—0
1/11	at Sacred Heart	0-0—0	0-0—0	0-0—0	0-0—0	0-0—0	DND	DND	0-1—1	0-0—0	0-0—0	0-1—1	DND	0-0—0	0-0—0

NOTE: SHADED DENOTES MULTI-GAME POINT STREAK

ACTIVE GOAL STREAKS

No active streaks

ACTIVE ASSIST STREAKS

No active streaks

ACTIVE POINT STREAKS

No active streaks

2024-25 SPECIAL TEAMS GAME-BY-GAME BREAKDOWN

Key:

○ 5-on-4 killed; ● 5-on-4 goal; □ 4-on-3 killed; ■ 4-on-3 goal; ◎ 5-on-4 major penalty killed; ⦿ 5-on-4 major penalty goal; ▣ 4-on-3 major penalty goal;
 ② 5-on-3 killed; ② 5-on-3 goal; ◇ 4-on-3 then 5-on-4 killed; ◆ 5-on-4 goal after 4-on-3 killed; Ⓢ shorthanded goal; ▤ 4-on-3 major penalty killed

Date	Opponent	1st Per. PPs	2nd Per. PPs	3rd Per. PPs	OT PPs	1st Per. PKs	2nd Per. PKs	3rd Per. PKs	OT PKs
11/1	North Dakota		○	○			○	○	
11/2	North Dakota	○○○	○	○			○○○	○○	
11/8	Yale		○			●	②○		
11/9	Brown	○	○	○○		○	○		
11/15	at Dartmouth		○○	◎			Ⓢ●		
11/16	at Harvard	○	○	●○		○	◎○	○	
11/22	Quinnipiac			○○		●	○		
11/23	Princeton		○○◇	●●		○	○○○		
11/30	vs. Quinnipiac	○	Ⓢ			○	Ⓢ○○○		
12/6	Colgate	○	○	②●			●		○
12/7	at Colgate	○	○●					②●●◎	
1/3	vs. UMass		○○				●		
1/4	at Arizona State			○		○	■	○	
1/10	at Sacred Heart		②○○	②		○		○	
1/11	at Sacred Heart		○○			○○		○	
1/17	at Princeton								
1/18	at Quinnipiac								
1/24	Harvard								
1/25	Dartmouth								
1/31	at St. Lawrence								
2/1	at Clarkson								
2/7	RPI								
2/8	Union								
2/14	at Brown								
2/15	at Yale								
2/21	Clarkson								
2/22	St. Lawrence								
2/28	at Union								
3/1	at RPI								

2024-25 SPECIAL TEAMS BREAKDOWN

Last Friday at Sacred Heart					Last Saturday at Sacred Heart				2024-25 Totals			
Cornell PP	PPG	Opp.	Opp. Goals	PP Time	PPG	Opp.	Opp. Goals	PP Time	PPG/Opp.	Opp. Goals	Time	PP%
5-on-4	0	3	0	4:32	0	2	0	4:00	5/43	1	78:19	11.6%
5-on-3	0	2	0	2:44	—	—	—	—	0/3	0	2:50	0.0%
4-on-3	—	—	—	—	—	—	—	—	0/1	0	0:03	0.0%
Cornell PK	PPG	Opp.	CU Goals	PK Time	PPG	Opp.	CU Goals	PK Time	PPG/Opp.	CU Goals	Time	PK%
5-on-4	0	2	0	4:00	0	3	0	6:00	9/44	2	79:19	79.5%
5-on-3	—	—	—	—	—	—	—	—	1/2	0	2:59	50.0%
4-on-3	—	—	—	—	—	—	—	—	1/1	0	0:17	0.0%
Even Strength	CU Goals	Chances	Opp. Goals	Time	CU Goals	Chances	Opp. Goals	Time	CU Goals	Chances	Opp Goals	Time
4-on-4	—	—	—	—	—	—	—	—	0	7	1	11:24
3-on-3	—	—	—	—	—	—	—	—	0	0	0	0:00
Cornell Empty Net	CU Goals	Chances	Opp. Goals	Time	CU Goals	Chances	Opp. Goals	Time	CU Goals	Chances	Opp Goals	Time
6-on-5	—	—	—	—	1	1	0	1:52	0	6	3	12:48
6-on-4	—	—	—	—	—	—	—	—	0	0	0	0:00
6-on-3	—	—	—	—	—	—	—	—	0	0	0	0:00
Opp. Empty Net	CU Goals	Chances	Opp. Goals	Time	CU Goals	Chances	Opp. Goals	Time	CU Goals	Chances	Opp Goals	Time
6-on-5	—	—	—	—	—	—	—	—	4	6	0	6:01
6-on-4	—	—	—	—	—	—	—	—	0	0	0	0:00
6-on-3	—	—	—	—	—	—	—	—	0	0	0	0:00

Pulled Goalie situations does not include delayed penalty scenarios

Assessed penalty while on power play: Cornell 0, Opponents 2

GAME NUMBERS FOR HOME, ROAD, AND NEUTRAL SITES ARE BASED UPON THOSE TYPES OF GAMES

SCORING	
Cornell Hat Trick at Home (16 games)	1/19/2024 vs. Princeton (Jonathan Castagna)
Cornell Hat Trick on Road (45 games)	12/3/2021 at St. Lawrence (Matt Stienburg)
Cornell Hat Trick at Neutral Site (13 games)	11/26/2022 vs. UConn (Dalton Bancroft)
Opponent Hat Trick at Home (390 games)	3/5/1999 vs. St. Lawrence (John Poapst)
Opponent Hat Trick on Road (97 games)	11/5/2016 at Harvard (Lewis Zerter-Gossage)
Opponent Hat Trick at Neutral Site (64 games)	3/21/2009 vs. Yale (Sean Backman)
Two Hat Tricks in Game (992 games)	2/26/1994 vs. Yale (Jake Karam & Vincent Auger)
Three Hat Tricks in Game (2,137 games)	1/4/1911 vs. Western Reserve (5, Edmund 'Stubby' Wagner; 3, Frank Crasswaller; 3, Jefferson Vincent)
Defenseman Scored Hat Trick (1,336 games)	2/20/1982 vs. Maine (Joe Gallant)
Hat Trick in Consecutive Games (1,087 games)	Doug Derrrough 1/22/1991 at Colgate; 1/26/1991 at Dartmouth
Hat Trick in 3+ Straight Games (1,462 games)	Brock Tredway 1/21/1978 vs. Yale; 1/25/1978 vs. Princeton; 1/28/1978 vs. Penn
Scored 4+ Goals in a Game (110 games)	11/13/2021 vs. RPI (Max Andreev — 4 goals)
Scored 5+ Goals in a Game (1,830 games)	1/13/1965 vs. Hamilton (Doug Ferguson — 6 goals)
Two Multi-Goal Scorers in Game (34 games)	1/19/2024 vs. Princeton (3, Jonathan Castagna; 2, Nick DeSantis)
Three Multi-Goal Scorers in Game (61 games)	2/4/2023 vs. Union (2, Dalton Bancroft; 2, Nick DeSantis; 2, Sam Malinski)
SCORING MARGINS	
Cornell Shutout at Home (1 game)	11/23/2024 vs. Princeton (Ian Shane, 24 saves)
Cornell Shutout on Road (11 games)	1/26/2024 at Harvard (Ian Shane, 17 saves)
Cornell Shutout at Neutral Site (4 games)	3/23/2023 vs. Denver (Ian Shane, 26 saves)
Opponent Shutout at Home (24 games)	2/18/2023 vs. St. Lawrence (Emil Zetterquist, 28 saves)
Opponent Shutout on Road (2 games)	1/4/2025 at Arizona State (Gibson Homer, 34 saves)
Opponent Shutout at Neutral Site (11 games)	3/17/2023 vs. Harvard (Mitchell Gibson, 15 saves)
Consecutive Shutouts (87 games)	2/25/2022 at Quinnipiac (Ian Shane, 42 saves) 2/26/2022 at Princeton (Ian Shane, 23 saves)
Three Straight Shutouts (117 games)	2/21/2020 at Yale (Matthew Galajda, 17 saves) 2/22/2020 at Brown (Matthew Galajda, 19 saves) 2/28/2020 vs. St. Lawrence (Matthew Galajda, 26 saves)
Four Straight Shutouts (2,156 games)	2/9/1907 vs. Rochester (George Adler) 2/16/1907 at Army (George Adler) 1/18/1908 at Army (George Adler) 1/28/1908 vs. Rochester (Curtis Yohe) 1/31/1908 at RPI (George Adler) 2/8/1908 vs. Cascadilla (George Adler)
Shutout in Consecutive Games (301 games)	12/28/2014 vs. Lake State (Gordon Defiel, 39 saves) 12/29/2014 vs. Miami (Ohio) (Jay Williams, 15 saves)
Shutout in Three Straight Games (1,928 games)	2/6/1960 vs. Princeton (Clifford Michel, 14 saves) 2/12/1960 at Dartmouth (Tom Wahman, 15 saves) 2/13/60 at Brown (Roderick McGarry, 26 saves)
Won 1-0 Game at Home (33 games)	12/3/2022 vs. Dartmouth (Travis Mitchell)
Won 1-0 Game on Road (34 games)	2/25/2022 at Quinnipiac (Jack Malone)
Won 1-0 Game at Neutral Site (242 games)	12/30/1967 vs. Toronto (Bob McGuinn — OT)
Lost 1-0 Game at Home (24 games)	2/18/2023 vs. St. Lawrence (Aleksi Peltonen)
Lost 1-0 Game on Road (110 games)	1/15/2016 at RPI (Chris Bradley)
Lost 1-0 Game at Neutral Site (11 games)	3/17/2023 vs. Harvard (Alex Laferriere — OT)
Won by 5+ Goals at Home (1 game)	11/23/2024 vs. Princeton (W, 5-0)
Won by 5+ Goals on Road (8 games)	2/10/2024 at Union (W, 6-1)
Won by 5+ Goals at Neutral Site (12 games)	11/26/2022 vs. UConn (W, 6-0)
Lost by 5+ Goals at Home (134 games)	3/7/2015 vs. Union (L, 0-7)
Lost by 5+ Goals on Road (52 games)	1/31/2020 at Quinnipiac (L, 0-5)
Lost by 5+ Goals at Neutral Site (25 games)	3/25/2017 vs. UMass Lowell (L, 0-5)
LEADS AND DEFICITS	
Trailed by Two Goals and Won (4 games)	12/6/2024 vs. Colgate (OTW, 3-2; trailed 2-0)
Trailed by Three Goals and Won (834 games)	2/6/1999 vs. Princeton (W, 8-4; trailed 3-0)
Trailed by Four Goals and Won (1,298 games)	12/10/1983 vs. Harvard (W, 6-5; trailed 4-0)
Trailed by Five Goals and Won (1,584 games)	12/28/1973 vs. Colo. Coll. (W, 9-8; trailed 8-3)
Led by Two Goals and Lost (113 games)	11/5/2021 vs. Harvard (L, 2-3; led 2-0)
Led by Three Goals and Lost (279 games)	11/7/2015 vs. Quinnipiac (OTL, 4-5; led 3-0, 4-1)
Led by Four Goals and Lost (1,590 games)	3/16/1973 vs. Wisconsin (OTL, 5-6; led 4-0)
PENALTIES	
Did not commit a penalty (26 games)	2/16/2024 vs. Brown (W, 3-0)
Opponent did not commit a penalty (73 games)	12/2/2022 vs. Harvard (OTL, 2-3)
Neither team committed a penalty (169 games)	1/4/2019 at Princeton (W, 3-2)
Neither team had a power-play opportunity (169 games)	1/4/2019 at Princeton (W, 3-2)
<i>Shaded row denotes accomplished during 2024-25 season</i>	
OVERTIMES AND SHOOTOUTS	
Won Home Game in Overtime (0 games)	12/6/2024 vs. Colgate (Charlie Major)
Won Road Game in Overtime (13 games)	1/12/2024 at Arizona State (Ben Robertson)
Won Neutral Site Game in Overtime (32 games)	12/28/2015 vs. Providence (Jeff Kubiak)
Lost Home Game in Overtime (34 games)	12/2/2022 vs. Harvard (Sean Farrell)
Lost Road Game in Overtime (7 games)	2/23/2024 at Clarkson (Mathieu Gosselin)
Lost Neutral Site Game in Overtime (11 games)	3/17/2023 vs. Harvard (Alex Laferriere)
Won Shootout at Home (11 games)	2/17/2024 vs. Yale
Won Shootout on Road (1 game)	1/10/2025 at Sacred Heart
Won Shootout at Neutral Site (7 games)	11/30/2024 vs. Quinnipiac
Lost Shootout at Home (4 games)	11/8/2024 vs. Yale
Lost Shootout on Road (10 games)	1/27/2024 at Dartmouth
Lost Shootout at Neutral Site (6 games)	12/30/2023 vs. Arizona State
TEAM SCORING	
Scored 10+ Goals at Home (27 games)	2/4/2023 vs. Union (W, 10-1)
Scored 10+ Goals on Road (465 games)	2/18/1989 at Brown (W, 10-3)
Scored 10+ Goals at Neutral Site (162 games)	1/4/1985 vs. McGill (T, 10-10)
Allowed 10+ Goals at Home (556 games)	1/21/1987 vs. Colgate (L, 4-10)
Allowed 10+ Goals on Road (140 games)	3/16/2013 at Quinnipiac (L, 0-10)
Allowed 10+ Goals at Neutral Site (131 games)	12/27/1995 vs. Colorado College (L, 0-11)
5-Goal Period at Home (27 games)	2/4/2023 vs. Union (6 goals — 1st period)
5-Goal Period on Road (280 games)	11/15/2002 at Vermont (5 goals — 1st period)
5-Goal Period at Neutral Site (5 games)	3/22/2024 vs. Dartmouth (5 goals — 3rd period)
Two Goals in Under One Minute (11 games)	11/9/2024 vs. Brown (0:17)
Three Goals in Under Three Minutes (60 games)	2/10/2023 vs. Colgate (2:20)
Four Goals in Under Four Minutes (61 games)	2/4/2023 vs. Union (0:54 & 3:04)
Five Goals in Under Five Minutes (61 games)	2/4/2023 vs. Union (3:35)
SPECIAL TEAMS SCORING	
Scored 3+ Power-Play Goals (61 games)	2/4/2023 vs. Union (6 goals)
Scored 4+ Power-Play Goals (61 games)	2/4/2023 vs. Union (6 goals)
Scored 5+ Power-Play Goals (61 games)	2/4/2023 vs. Union (6 goals)
Allowed 3+ Power-Play Goals (68 games)	1/7/2023 at RPI (4 goals)
Allowed 4+ Power-Play Goals (68 games)	1/7/2023 at RPI (4 goals)
Allowed 5+ Power-Play Goals (588 games)	3/18/2006 vs. Harvard (5 goals)
Scored SHG in Game (6 games)	11/30/2024 vs. Quinnipiac (Dalton Bancroft)
Scored 2+ SHG in Game (399 games)	1/13/2012 at Quinnipiac (Sean Collins & Joel Lowry)
Allowed SHG in Game (33 games)	1/20/2024 vs. Quinnipiac (Zach Tupker)
Allowed 2+ SHG in Game (92 games)	2/11/2022 at RPI (Jake Johnson & Jakob Lacka)
Short-Handed Goal in OT (309 games)	11/14/2014 vs. Clarkson (Eric Freschi)
SHG in Consecutive Games (561 games)	2/9/2007 at Union (Mitch Carefoot) 2/10/2007 at RPI (Mark McCutcheon)
EMPTY-NET GOALS	
Empty-Net Goal at Home (3 games)	11/9/2024 vs. Brown (Ryan Walsh)
Empty-Net Goal on Road (8 games)	2/10/2024 at Union (Ondrej Psenicka)
Empty-Net Goal at Neutral Site (0 games)	1/3/2025 vs. UMass (Jonathan Castagna)
Allowed Empty-Net Goal at Home (17 games)	12/2/2023 vs. Colgate (Ryan McGuire)
Allowed Empty-Net Goal on Road (0 games)	1/11/2025 at Sacred Heart (Tyler Ghirardosi)
Allowed Empty-Net Goal at Neutral Site (21 games)	11/24/2018 vs. Harvard (Adam Fox)
Scored Multiple Empty-Net Goals (18 games)	3/22/2024 vs. Dartmouth (2, Nick DeSantis)
Allowed Multiple Empty-Net Goals (92 games)	2/11/2022 at RPI (Jake Johnson & Jakub Lacka)
Scored Extra-Attacker Goal (23 games)	2/24/2024 at St. Lawrence (2, Ondrej Psenicka)
Scored Two Extra-Attacker Goals (23 games)	2/24/2024 at St. Lawrence (2, Ondrej Psenicka)
Allowed Extra-Attacker Goal (6 games)	11/30/2024 vs. Quinnipiac (Aaron Schwartz)
Allowed Two Extra-Attacker Goals (106 games)	12/4/2021 at Clarkson (Lukas Kaelble, Anthony Romano, Zach Tsekos)
PENALTY SHOTS	
Scored on Penalty Shot (39 games)	12/2/2023 vs. Colgate (Sullivan Mack)
Unsuccessful on Penalty Shot (51 games)	3/23/2023 vs. Denver (Nick DeSantis)
Allowed Goal on Penalty Shot (33 games)	1/20/2024 vs. Quinnipiac (Alex Power)
Stopped Shooter on Penalty Shot (101 games)	1/8/2022 at North Dakota (Mark Senden)
GOALTENDING FEATS	
Scored a Goal (335 games)	11/26/2013 vs. Niagara (Mitch Gillam)
Recorded a Point (9 games)	11/16/2024 at Harvard (Ian Shane — assist)
Made 30+ Saves (9 games)	11/16/2024 at Harvard (Ian Shane, 32 saves)
Made 40+ Saves (88 games)	2/25/2022 at Quinnipiac (Ian Shane, 42 saves)
Made 50+ Saves (346 games)	3/17/2013 at Quinnipiac (Andy Iles — 60 saves)
Made 60+ Saves (346 games)	3/17/2013 at Quinnipiac (Andy Iles — 60 saves)