

CORNELL BIG RED

2024 BASEBALL GAME NOTES

6 IVY LEAGUE REGULAR-SEASON CHAMPIONSHIPS | 7 ALL-AMERICANS | 60 FIRST TEAM ALL-IVY SELECTIONS

2024 SCHEDULE

FEBRUARY (1-2)

23	at Georgia Tech	ACCNX	L, 6-9
24	at Georgia Tech	ACCNX	L, 2-12
25	at Georgia Tech	ACCNX	W, 11-4

MARCH (5-9, 4-2 IVY)

1	at James Madison		L, 1-5
2	at James Madison		L, 5-8
3	at James Madison		L, 5-7
9	at Georgetown (DH)		Canceled
10	at Georgetown (DH)	MuscoVision	L, 6-24
10	at Georgetown (DH)	MuscoVision	L, 0-20
15	at Richmond	ESPN+	L, 4-8
16	at Richmond	ESPN+	W, 9-3
17	at Richmond	ESPN+	L, 4-8

19 BINGHAMTON ESPN+ Canceled

22	at Princeton* (DH)	ESPN+	L, 3-4 (10 inn.)
22	at Princeton* (DH)	ESPN+	L, 3-4
24	at Princeton*	ESPN+	W, 15-2
30	DARTMOUTH* (DH)	ESPN+	W, 7-5
30	DARTMOUTH* (DH)	ESPN+	W, 17-2
31	DARTMOUTH*	ESPN+	W, 11-4

APRIL (7-6, 6-6 IVY)

6	HARVARD*	ESPN+	W, 5-4
7	HARVARD* (DH)	ESPN+	L, 6-14
7	HARVARD* (DH)	ESPN+	W, 6-5
13	at Penn* (DH)	ESPN+	L, 5-6
13	at Penn* (DH)	ESPN+	W, 18-11
14	at Penn*	ESPN+	W, 11-9
16	at Binghamton	ESPN+	W, 9-7
20	YALE* (DH)	ESPN+	W, 10-9 (10 inn.)
20	YALE* (DH)	ESPN+	W, 8-2
21	YALE*	ESPN+	L, 3-6
27	COLUMBIA* (DH)	ESPN+	L, 11-14
27	COLUMBIA* (DH)	ESPN+	L, 2-14
28	COLUMBIA*	ESPN+	L, 0-13

MAY (2-2, 1-2 IVY)

1	at Binghamton	ESPN+	W, 13-7
4	at Brown* (DH)	ESPN+	L, 2-11
4	at Brown* (DH)	ESPN+	L, 12-13 (10 inn.)
5	at Brown*	ESPN+	W, 9-4

2024 IVY LEAGUE BASEBALL TOURNAMENT (New York, N.Y.)

17	vs. Princeton	ESPN+	11:00 a.m.
18	TBD	ESPN+	TBD
19	TBD	ESPN+	TBD
20	TBD	ESPN+	12:00 p.m.

All game times Eastern, subject to change
* - Denotes Ivy League contest
Bold Red CAPS denotes home game

MEDIA CONTACT

MARSHALL HAIM

Assistant Director of Athletic Communications

✉ mh2348@cornell.edu
☎ (716) 465-4945 (mobile)

CORNELL BIG RED

VS

PRINCETON TIGERS

GAME 35 | FRIDAY, MAY 17 | NEW YORK, N.Y. | ROBERTSON FIELD AT SATOW STADIUM | PRINCETON LEADS SERIES, 161-101-2

15-19

OVERALL

11-10

IVY LEAGUE

—/—/—

RANKS (D1B/NCBWA/USAT)

17-24

OVERALL

12-9

IVY LEAGUE

—/—/—

RANKS (D1B/NCBWA/USAT)

Dan Pepicelli

20TH SEASON AS HEAD COACH

99-165-1 (.375)

9TH SEASON AT CORNELL

Scott Bradley

27TH SEASON AS HEAD COACH

461-608-2 (.431)

27TH SEASON AT PRINCETON

GAME INFORMATION

FRIDAY

ESPN+

Play-by-Play: Ryan Young

Analyst: John Stuper

Live Stats: cornellbigred.com

FRIDAY'S FORECAST

☁ 66° ☀ 8:09

Temperature: 72° high | 56° low

Forecast: Mostly cloudy

Winds: NE 5-10 mph

PROBABLE STARTING PITCHERS

LHP Noah Keller (1-5, 6.30)

RHP Sean Episcopo (0-4, 6.47)

FIRST PITCH

► Appearing in its first postseason contest in 12 years, the No. 3-seeded Cornell baseball team squares off against No. 2-seeded Princeton in the first game of the 2024 Ivy League Baseball Tournament this morning from Robertson Field at Satow Stadium in New York City.

LAST TIME OUT

► Cornell prevented being swept by Brown in its final regular-season series against Brown with a 9-4 victory over the Bears at Attanasio Family Field at Murray Stadium on May 5 in Providence, R.I. Brown registered victories of 11-2 and 13-12 in 10 innings the day before to solidify the series victory.

► Junior infielder **MAX JENSEN** batted a team-high .571 in the series against Brown, going 8-for-14 with a double and five RBI. Junior outfielder **KYLE MUSSER** went 5-for-10 at the plate, while freshman catcher **MARK QUATRANI** also hit over .400, going 4-for-9 (.444) with four RBI. Senior second baseman **MATT BARNHORST** hit both of Cornell's home runs as part of a 3-for-13 weekend, chipping in a double and a team-best eight RBI.

► Sophomore right-handed pitcher **ETHAN HAMILL** recorded the lone victory of the weekend for the Big Red after registering his fourth quality start of the season. Hamill allowed three runs (two earned) and scattered four hits in his six-inning outing. Junior left-handed pitcher **WILLIAM JAUN** pitched the final three innings to earn his first collegiate save.

BACK TO POSTSEASON BASEBALL

► Cornell is playing baseball in a postseason setting for the fifth time in program history (1977, 2005, 2009, 2012, 2024) and the first instance since 2012, when it clinched the Ivy League's automatic qualifier for the 2012 NCAA Division I Baseball Tournament after defeating Dartmouth in the best-of-three-game 2012 Ivy League Championship Series at Hoy Field, the Big Red's former on-campus home of 101 years.

► A victory this weekend will be Cornell's first postseason win since posting a 3-1 victory over Dartmouth in 11 innings to solidify the Big Red's spot in the NCAA Tournament. Then-sophomore outfielder **CHRIS CRUZ** hit a two-run, walk-off home run to send Cornell to its second-ever NCAA Tournament appearance, the first for the program since 1977.

CORNELL RECORD BOOK

BIG RED'S POSTSEASON APPEARANCES
Cornell Program History

SEASON	RECORD	RESULT
1977	2-2	NCAA Regional App.
2005	0-2	Lost Ivy Champ. Series
2009	2-2	Lost Ivy Champ. Series
2012	2-3	NCAA Regional App.
► 2024	0-0	Ivy Tournament App.

2024 CORNELL BIG RED ROSTER

NO	NAME	POS	B/T	HT	WT	YR	HOMETOWN / HIGH SCHOOL (PREVIOUS SCHOOL)
1	John Quinlan	OF	S/R	5-9	180	Jr.	Menlo Park, Calif. / Menlo-Atherton
2	Matt Barnhorst	INF	R/R	6-0	195	Sr.	Ponte Vedra Beach, Fla. / Ponte Vedra
3	Chris Ellison	RHP	R/R	6-0	190	Jr.	Howell, N.J. / Howell
4	Caden Wildman	OF	R/R	6-3	215	So.	Woodbury, Minn. / East Ridge
5	Will Long	RHP	R/R	6-0	170	Jr.	Great Falls, Va. / Langley
6	Kyle Musser	OF	R/R	5-10	182	Jr.	Lititz, Pa. / Manheim Township
7	Max Jensen	INF	L/R	6-3	210	Jr.	Burke, Va. / Lake Braddock
8	Luke Johnson	INF	R/R	6-1	180	Fr.	Coto de Caza, Calif. / Santa Margarita Catholic
9	Story Kimura	RHP	R/R	6-0	175	Sr.	Dallas, Texas / The Lawrenceville School [N.J.]
11	Matthew Walters	OF	R/R	5-11	195	So.	Granbury, Texas / Granbury
12	Ryan Porter	OF/RHP	R/R	6-0	185	Jr.	Houston, Texas / Paetow
13	Ethan Hamill	RHP	R/R	6-3	200	So.	Chester, Va. / Thomas Dale
15	Owen Carlson	INF	L/R	5-11	180	Fr.	Los Angeles, Calif. / Harvard-Westlake School
16	Noah Keller	LHP	L/L	6-1	210	So.	Goodrich, Mich. / Goodrich
17	William Stephens	RHP	R/R	6-2	205	Sr.	Stone Mountain, Ga. / Marist
18	TJ Swidorski	INF	R/R	6-0	185	So.	Woodbury, Minn. / East Ridge
19	Mark Quatrani	C/INF	R/R	5-11	200	Fr.	Springfield, Pa. / The Haverford School
20	Kevin Hager	INF	R/R	6-0	190	Fr.	Berkeley Heights, N.J. / Delbarton School
21	John Gerfen	LHP	R/L	6-0	195	So.	Brewster, N.Y. / Brewster
22	Jakobi Davis	OF	L/L	6-4	210	Jr.	Sarasota, Fla. / Sarasota Riverview
23	Braden Mack	C	R/R	6-2	210	Sr.	Woodbridge, Va. / Potomac
25	Beck Urofsky	RHP/INF	R/R	6-4	225	So.	Silver Spring, Md. / Bethesda-Chevy Chase
26	Tom Clancy	RHP	R/R	6-1	190	Jr.	Westfield, N.J. / Newark
28	Max Foster	RHP	R/R	6-3	210	Fr.	Bethel, Conn. / Bethel
30	William Jaun	LHP/1B	L/L	6-3	225	Jr.	Loveland, Ohio / St. Xavier
31	Graham Biben	RHP	R/R	6-0	170	Fr.	New York, N.Y. / Riverdale Country School
32	Carson Mayfield	RHP	R/R	6-5	200	So.	Annandale, Va. / Bishop O'Connell
33	Von Baker	RHP	R/R	6-7	235	Sr.	St. Johnsville, N.Y. / Oppenheim-Ephratah-St. Johnsville
34	Ethan Van Sice	RHP	R/R	5-9	170	Fr.	Arlington, Va. / Gonzaga College [D.C.]
36	Nathaniel Jennewein	LHP	R/L	5-11	180	Fr.	Tampa, Fla. / T.R. Robinson
37	Huxley Holcombe	LHP/OF	L/L	6-6	180	Fr.	Worcester, Mass. / Worcester Academy
38	Asher Gardy	RHP	R/R	6-2	185	So.	Springfield, Va. / Lake Braddock (James Madison)
40	Nathan Waugh	C	R/R	6-5	230	Sr.	Placentia, Calif. / Yorba Linda
41	Jackson Marko	C	R/R	5-10	175	So.	Syracuse, N.Y. / Christian Brothers Academy
42	Josh Shea	RHP	R/R	5-11	175	So.	Cortlandt Manor, N.Y. / Hendrick Hudson

PITCHERS (16)			
3	Chris Ellison	R/R	Jr.
5	Will Long	R/R	Jr.
9	Story Kimura	R/R	Sr.
13	Ethan Hamill	R/R	So.
16	Noah Keller	L/L	So.
17	William Stephens	R/R	Sr.
21	John Gerfen	R/L	So.
26	Tom Clancy	R/R	Jr.
28	Max Foster	R/R	Fr.
31	Graham Biben	R/R	Fr.
32	Carson Mayfield	R/R	So.
33	Von Baker	R/R	Sr.
34	Ethan Van Sice	R/R	Fr.
36	Nathaniel Jennewein	R/L	Fr.
38	Asher Gardy	R/R	So.
42	Josh Shea	R/R	So.

CATCHERS (4)			
19	Mark Quatrani	R/R	Fr.
23	Braden Mack	R/R	Sr.
40	Nathan Waugh	R/R	Sr.
41	Jackson Marko	R/R	So.

INFIELDERS (6)			
2	Matt Barnhorst	R/R	Sr.
7	Max Jensen	L/R	Jr.
8	Luke Johnson	R/R	Fr.
15	Owen Carlson	L/R	Fr.
18	TJ Swidorski	R/R	So.
20	Kevin Hager	R/R	Fr.

OUTFIELDERS (5)			
1	John Quinlan	S/R	Jr.
4	Caden Wildman	R/R	So.
6	Kyle Musser	R/R	Jr.
11	Matthew Walters	R/R	So.
22	Jakobi Davis	L/L	Jr.

UTILITY (4)			
12	Ryan Porter	R/R	Jr.
25	Beck Urofsky	R/R	So.
30	William Jaun	L/L	Jr.
37	Huxley Holcombe	L/L	Fr.

COACHING AND SUPPORT STAFF

Head Coach:	Dan Pepicelli
Associate Head Coach:	Tom Ford
Assistant Coach:	John Toppa
Volunteer Assistant Coach:	Justin Devoid
Athletic Trainer:	Grace DeStefano















PRUH-NUHN-SEE-AY-SHN GUIDE

6	Kyle Musser	MUH-sir
9	Story Kimura	kih-MURR-uh
18	TJ Swidorski	swih-DOOR-skee
19	Mark Quatrani	kwah-TRAH-knee
20	Kevin Hager	HAY-gher
25	Beck Urofsky	yuhr-OFF-skee
30	William Jaun	john
31	Graham Biben	BYE-bin
34	Ethan Van Sice	van SIYS
36	Nathaniel Jennewin	jen-IH-wine
40	Nathan Waugh	WAH
HC	Dan Pepicelli	PEP-ih-sell-ee
AC	John Toppa	TOE-puh
VAC	Justin Devoid	dih-VOID

ROSTER BREAKDOWN

FRESHMAN (9)		SOPHOMORE (11)		JUNIOR (9)		SENIOR (6)	
8	Johnson	4	Wildman	1	Quinlan	2	Barnhorst
15	Carlson	11	Walters	3	Ellison	9	Kimura
19	Quatrani	13	Hamill	5	Long	17	Stephens
20	Hager	16	Keller	6	Musser	23	Mack
28	Foster	18	Swidorski	7	Jensen	33	Baker
31	Biben	21	Gerfen	12	Porter	40	Waugh
34	Van Sice	25	Urofsky	22	Davis		
36	Jennewein	32	Mayfield	26	Clancy		
37	Holcombe	38	Gardy	30	Jaun		
		41	Marko				
		42	Shea				

BY STATE

 Virginia	7	 Texas	3	 Maryland	1
 New York	5	 Minnesota	2	 Massachusetts	1
 California	4	 Pennsylvania	2	 Michigan	1
 Florida	3	 Connecticut	1	 Ohio	1
 New Jersey	3	 Georgia	1		

CORNELL QUICK FACTS

GENERAL INFORMATION

Location _____ Ithaca, N.Y.
 Enrollment (2023 Fall Undergraduate) _____ 16,071
 Founded _____ 1865
 Nickname _____ Big Red
 School Colors _____ Cernelian Red (Pantone 187) and White
 Conference _____ Ivy League
 President _____ Martha E. Pollack
 Meakam Smith Director of Athletics _____ Dr. Nicki Moore
 Athletics Website _____ CornellBigRed.com

HISTORY

Seasons of Baseball _____ 153rd
 First Season _____ 1869
 All-Time Record (Win %) _____ 1762-2005-35 (.468)
 Ivy League Regular-Season Titles (last) _____ 6 (2012)
 Ivy League Championship Titles (last) _____ 1 (2012)
 Ivy League Tournament Apps. (last) _____ 1 (2024)
 NCAA Tournament Appearances (last) _____ 2 (2012)
 Most Consecutive NCAA Appearances _____ Never
 College World Series Appearances (last) _____ Never
 National Championships _____ None
 NCAA Tournament Record (Win %) _____ 2-4 (.333)

BOOTH FIELD

Year Opened (Season) _____ 2023 (2nd)
 Dimensions _____ 318' (LF/RF), 390' (CF), 397' (LCF/RCF)
 Capacity _____ 500
 All-Time Record (Win %) _____ 8-10 (.444)
 Under Dan Pepicelli (Win %) _____ 8-10 (.444)

COACHING STAFF

Head Coach _____ Dan Pepicelli (SUNY Cortland '90)
 Overall Record _____ 320-342-3 (.483)
 Record at Cornell _____ 99-165-1 (.375)
 Associate Head Coach _____ Tom Ford (Ithaca '79)
 Assistant Coach _____ John Toppa (UConn '19)
 Volunteer Assistant _____ Justin Devold (Colby-Sawyer '17)

2023 REVIEW

Overall Record _____ 9-26
 Ivy League Record (Finish) _____ 8-13 (7th)
 Home Record _____ 2-8
 Road Record _____ 7-16
 Neutral Record _____ 0-2
 Ivy League Championship Series _____ Did not qualify
 NCAA Tournament _____ Not selected
 D1Baseball.com Poll Ranking (final) _____ N/A
 NCBWA Poll Ranking (final) _____ N/A
 USA Today Poll Ranking (final) _____ N/A

2024 TEAM INFORMATION

Letterwinners Returning / Lost _____ 13 / 8
 Newcomers _____ 11
 Fr / So / Jr / Sr _____ 9 / 11 / 9 / 6

ATHLETIC COMMUNICATIONS

Jeremy Hartigan
 Associate Director of Athletics for Communications
 Marshall Haim
 Assistant Director of Athletic Communications (BB)
 Phone (mobile) _____ (716) 465-4945
 Email _____ mh2348@cornell.edu

Matthew Jensen
 Assistant Director of Athletic Communications
 Aaron Kelly
 Assistant Director of Athletic Communications
 Ben Blakely
 Communications Coordinator
 Mike Hogan
 Communications Coordinator

Mailing Address _____ Cornell University Athletics
 Teagle Hall, 512 Campus Road, Ithaca, N.Y., 14853
 Twitter / Instagram _____ @CornellSports
 Facebook _____ /CornellSports

#YELLCORNELL

SCOUTING REPORT



as of 5/15/24



.287	<<	BATTING AVG.	.251
7.03	<<	RUNS	5.39
1.41		DOUBLES	>> 1.73
0.21		TRIPLES	0.22
1.35	<<	HOME RUNS	0.85
6.47	<<	RBI	4.76
.375	<<	ON-BASE PCT.	.344
.451	<<	SLUGGING PCT.	.388
34/47 (.723)		STOLEN BASES	>> 36/41 (.878)
7.69		ERA	>> 7.21
6.82	<<	STRIKEOUTS	6.46
.287		OPPONENT AVG.	>> .283
1.84		WHIP	>> 1.75
.977	<<	FIELDING PCT.	.952

BATTING LEADERS



CORNELL

	AVG	OBP	SLG	OPS
1 John Quinlan	.395	.458	.597	1.055
7 Max Jensen	.371	.465	.568	1.033
19 Mark Quatrani	.330	.460	.670	1.130
4 Caden Wildman	.283	.364	.409	.773
40 Nathan Waugh	.279	.406	.496	.902



PRINCETON

	AVG	OBP	SLG	OPS
3 Jake Koonin	.329	.414	.537	.951
19 Jake Bold	.306	.429	.463	.892
9 Nick DiPietrantonio	.291	.331	.477	.808
41 Caden Shapiro	.281	.365	.407	.772
34 Jake Kernodle	.270	.346	.385	.731

ONE WIN AWAY

► **DAN PEPICELLI**, the Ted Thoren Head Coach of Cornell Baseball, is one win away from becoming the fourth Big Red skipper to amass 100 career wins with the program.

► With a win this weekend, Pepicelli would join the likes of the program's all-time winningest head coach, **TED THOREN** (515 wins from 1962-90), former head coach and current associate head coach **TOM FORD** (263 wins from 1991-2008), and former Big Red infielder and head coach **BILL WALKENBACH** (130 wins from 2009-15) on the list.

TURNING THE CORNER

► Cornell concluded the regular-season Ancient Eight slate with an 11-10 record, its first winning season and highest win total in league play since logging an 11-9 mark during the 2013 campaign.

► Cornell's 11 conference wins are tied with the teams from 1977, 1984, 2000, 2005, and 2013 for the fourth-most wins in conference games in program history since joining the since-disbanded EIBL in 1930. Only the teams from 2012 (14), 1982 (12), and 1998 (12) had more league victories.

► The Big Red's 15 overall victories in 2024 are the second-highest total under **DAN PEPICELLI**, trailing the 21-17 record posted in Pepicelli's second year at the post in 2017.

DIGGING THE LONG BALL

► Cornell has hit 46 home runs this season, marking the most by the Big Red in a single season in the program's 153-year history, besting the previous mark of 38 (2009).

► Freshman catcher **MARK QUATRANI** registered the record-breaking blast with a leadoff home run in the sixth inning of Cornell's 14-11 setback in the opening game of the April 27 twin bill against Columbia at Booth Field.

► Cornell, with a flair for the dramatic, has hit seven grand slams, the most in a season on record in program history. The seven grand slams — including a pair of multi-grand slam games — match the program's combined output over the previous eight seasons it has competed in, totaling nine years.

CORNELL RECORD BOOK

MOST HEAD COACHING WINS AT CORNELL

Program History

COACH	TENURE	WINS
Ted Thoren	1962-90	515
Tom Ford	1991-08	263
Bill Walkenbach	2009-15	130
Dan Pepicelli	2016-Pres.	99
Paul Eckley	1925-36	87
Royner Greene	1949-56	84

CORNELL RECORD BOOK

MOST HOME RUNS IN SINGLE SEASON

Cornell Program History

RK	SEASON	HRs
► 1.	2024	46
2.	2009	38
3.	1999	35
4.	2001	34
5.	2022	33
6.	1995	30
	2010	30
	2023	30



NOAH KELLER LHP #16

2024 STATS: 1-5, 6.30 ERA, 40.0 IP, 25 BB, 39 SO

Height / Weight: 6-1 / 210 lbs.
Hometown: Goodrich, Mich.
High School: Goodrich

Bats/Throws: L/L
Year: Sophomore

KELLER'S CAREER STATS

	W	L	ERA	G	GS	CG	IP	H	R	ER	HR	BB	SO	GIDP	WHIP	AVG
2023	2	5	5.37	12	11	0	52.0	57	35	31	4	29	50	3	1.65	.281
2024	1	5	6.30	11	7	0	40.0	54	40	28	4	25	39	2	1.98	.323
TOTALS	3	10	5.77	23	18	0	92.0	111	75	59	8	54	89	5	1.79	.300

NEWS & NOTES ON KELLER

► **TODAY:** Keller is making his eight consecutive start and 19th of collegiate career ... appearance will be 12th of season and 24th career toeing the rubber in a Cornell uniform.

► **LAST TIME OUT:** On wrong end of decision for second consecutive outing and fourth time in last five appearances ... yielded five runs on six hits in 4.1 innings of work against Brown (May 4) in opening game of twin bill ... struck out five batters and issued just one walk ... has allowed one walk or fewer four times this season, including three times in last five outings ... has struck out four-plus batters on five occasions, including in each last third appearances.

► **NOT FUN FOR LEFTIES:** Despite having a much smaller sample size, left-handed hitters have had a tough time figuring out the sophomore southpaw this season as lefties are hitting just .200 (7-for-35) with a .482 OPS (.282 on-base percentage and .200 slugging percentage) off the Big Red lefty compared to a .356 clip (47-of-132) with an 1.005 OPS (.459 on-base percentage and .545 slugging percentage) produced by righties ... all seven hits allowed by Keller to left-handed hitters have gone for singles.

► **AGAINST PRINCETON:** Making third career appearance against Princeton today and second time facing Tigers this season ... excelled in last outing in nightcap of March 22 twin bill at Clarke Field, where he struck out career-high nine batters in six innings of work ... allowed one run and scattered four hits and was handed a no decision as Cornell lost in 10 innings, 4-3 ... earned first of two quality starts on season (other: 4/20 vs. Yale) ... first appearance against Princeton came on April 22, 2023, allowing five runs on seven hits in four innings of work in first-ever series held at Booth Field, Cornell's brand-new, \$17.5-million off-campus facility.

KELLER AGAINST PRINCETON

DATE	W-L	SCORE	IP	H	R	ER	HR	BB	SO	HBP	WP	BK	P/K	LEFT
4/22/23	L	0-11	4.0	7	5	5	0	3	3	0	2	0	82/44	0-5
3/22/24 (G2)	ND	3-4	6.0	4	1	1	0	3	9	0	0	0	89/55	3-1
TOTALS	0-1	5.40	10.0	11	6	6	0	6	12	0	2	0	171/99	57.9%

► **2023:** Started all 11 appearances last season for Big Red, tying **BRIAN WILLIAMSON** (1996), **BRIAN MCAFEE** (2012), and **ETHAN HAMILL** (2023) for most starts by a freshman pitcher in Cornell program history ... posted 2-5 record with 5.37 ERA, fanning 50 batters in 52 innings ... registered three quality starts, including consecutive contests against Brown (April 8 - 7 IP, 1 ER) and Harvard (April 15 - 7 IP, 2 ER) ... struck out season-high seven batters thrice (Yale - 3/26; Brown - 4/8; Harvard - 4/15).

► **PRIOR TO CORNELL:** Four-year letterwinner in baseball at Goodrich HS ... three-time All-Conference selection (2019, 2021, 2022) and two-time All-State selection (2021, 2022) ... named to 2022 All-State Dream Team.

► **PERSONAL:** Son of Brent and Adrienne Keller, has two younger siblings ... enrolled in the School of Industrial and Labor Relations.

KELLER'S 2024 GAME LOG

DATE/OPP	W/L	SCORE	IP	H	R	ER	HR	BB	SO	P/K	LEFT
2/23 at GT*	L	6-9	3.1	3	4	0	0	5	3	73/37	—
3/1 at JMU*	ND	1-5	2.0	4	2	2	0	1	1	35/20	—
3/10 (1) at GTWN*	ND	6-24	0.0	3	7	4	0	4	0	31/14	—
3/15 at RIC*	ND	4-8	3.0	1	0	0	0	2	5	54/28	—
3/22 (2) at PRIN	ND	3-4	6.0	4	1	1	0	3	9	89/55	3-1
3/30 (2) vs. DART	ND	17-2	4.2	8	2	2	0	3	2	104/58	7-0
4/7 (1) vs. HARV	L	6-14	3.2	6	4	1	0	0	2	96/68	3-4
4/13 (1) at PENN	L	5-6	3.0	7	5	5	0	3	2	68/32	4-5
4/20 (2) vs. YALE	W	8-2	6.0	4	2	2	0	0	6	97/61	5-2
4/27 (1) vs. COL	L	11-14	4.0	8	6	6	3	3	4	95/59	6-6
5/4 (1) at BRWN	L	2-11	4.1	6	5	5	1	1	5	67/44	0-5
TOTALS	1-5	6.30	40.0	54	40	28	4	25	39	809/432	58.8%

* — denotes relief appearance

KELLER'S 2024 SPLITS

SPLIT	W	L	G	GS	IP	H	R	ER	HR	BB	SO	ERA	AVG
Total	1	5	11	7	40.0	54	40	28	4	25	39	6.30	.323
Home	1	2	4	4	18.1	26	14	11	3	6	14	5.40	.329
Away	0	3	7	3	21.2	28	24	17	1	19	25	7.06	.318
Neutral	—	—	—	—	—	—	—	—	—	—	—	—	—
Day	1	5	11	7	40.0	54	40	28	4	25	39	6.30	.323
Night	—	—	—	—	—	—	—	—	—	—	—	—	—
Starter	1	3	7	7	31.2	43	25	22	4	13	30	6.25	.328
Reliever	0	1	4	0	8.1	11	13	6	0	12	9	6.48	.306
February	0	1	1	0	3.1	3	4	0	0	5	3	0.00	.231
March	0	0	5	2	15.2	20	12	9	0	13	17	5.17	.313
April	1	3	4	4	16.2	25	17	14	3	6	14	7.56	.342
May	0	1	1	1	4.1	6	5	5	1	1	5	10.38	.353

KELLER'S 2024 SPLITS vs. LHB/RHB

	BF	AB	H	2B	3B	HR	BB	SO	AVG	OBP	SLG	OPS
Total	201	167	54	13	0	4	25	39	.323	.424	.473	.897
vs. LHB	41	35	7	0	0	0	4	13	.200	.282	.200	.482
vs. RHB	160	132	47	13	0	4	21	26	.356	.459	.545	1.005

SINGLE-GAME HIGHS & LOWS

2024	CAREER
6.0, (2x), Last: vs. YALE (4/20 - G2)	IP 7.0, (2x), Last: at HAR (4/15/23)
8, (2x), Last: vs. COL (4/27 - G1)	H 8, (3x), Last: vs. COL (4/28/24 - G1)
7, at GTWN (3/10 - G1)	R 7, at GTWN (3/10/24 - G1)
6, vs. COL (4/27 - G1)	ER 6, (3x), Last: vs. COL (4/27/24 - G1)
5, at GT (2/23)	BB 5, (2x), Last: at GT (2/23/24)
9, at PRIN (3/22 - G2)	SO 9, at PRIN (3/22/24 - G2)
3, vs. COL (4/27 - G1)	HR 3, vs. COL (4/27/24 - G1)
—	CG —
—	SHO —
—	W STREAK —
2, (2x), Last: (4/27 - Pres.)	L STREAK 2, (3x), Last: (4/27/24 - Present)

NOTE: Bold denotes active streak

BIG RED BULLPEN BRIEFS

#3 CHRIS ELLISON | JR. | RHP

2024: 3-0-0 | 13 G (0 GS) | 17.1 IP | 4.67 ERA | 14 SO (18.2 K%) | 13 BB (16.9 BB%)

1ST-PITCH K%: 54/78 (69.2%) 1ST BATTER EFF.: 7/13 (53.8%) IR/IRS: 15/6 (60.0% stranded) vs. LHB: .250 (3-12), 0 HR
 LAST SAVE: — LAST LOSS: 5/1/22 vs. Columbia LAST WIN: 4/20 vs. Yale vs. RHB: .149 (7-47), 1 HR

- ▶ Leads team in appearances, all 13 of which have come out of the Big Red's bullpen.
- ▶ Strung nine consecutive outings (10.2 IP) without yielding a run between March 17 and April 28, but has 7 ER in last 4.2 IP over last two appearances ... held opponents scoreless in 10 of 13 games this season, other three outings have featured opposition scoring 3+ runs.
- ▶ Thrown first-pitch strike to 69.2 percent of opposing batters (54-of-78), marking the highest average on team.
- ▶ Fanned season-high four batters in last outing against Brown (May 4), one shy of tying career-high for strikeouts, done twice prior (at Canisius — 4/5/22; vs. Columbia 5/1/22).
- ▶ All three wins on season came in consecutive outings versus Harvard (April 7), Penn (April 14), and Yale (April 20).

LAST FIVE OUTINGS	IP	H	R	ER	BB	SO
4/20 (G1) vs. Yale (W)	1.0	0	0	0	0	0
4/21 vs. Yale	0.1	0	0	0	0	0
4/28 vs. Columbia	1.2	0	0	0	1	1
5/1 at Binghamton	1.0	1	3	3	2	0
5/4 (G2) at Brown	3.2	4	4	4	4	4
TOTALS (1-0-0)	7.2	5	7	7	7	5

#5 WILL LONG | SR. | RHP

2024: NO APPEARANCES

1ST-PITCH K%: — 1ST BATTER EFF.: — IR/IRS: — vs. LHB: —
 LAST SAVE: — LAST LOSS: 4/12/22 at BING LAST WIN: — vs. RHB: —

- ▶ Has yet to appear in a game in 2024 ... last outing came on April 4, 2023, against crosstown rival Ithaca.
- ▶ Made three appearances in 2023 season, logging 1.2 IP.

LAST FIVE OUTINGS	IP	H	R	ER	BB	SO
4/17/22 at Penn	0.2	1	2	1	1	1
4/20/22 vs. Binghamton	2.0	1	1	1	3	1
2/24/23 at JMU	1.0	0	2	2	2	1
3/5/23 at Wake Forest	0.1	1	0	0	1	0
4/4/23 vs. Ithaca	0.1	1	2	2	3	0
TOTALS (0-0-0)	4.1	4	7	6	10	3

#9 STORY KIMURA | SR. | RHP

2024: 2-1-0 | 9 G (0 GS) | 11.0 IP | 8.18 ERA | 9 SO (15.3 K%) | 9 BB (15.3 BB%)

1ST-PITCH K%: 36/57 (63.2%) 1ST BATTER EFF.: 5/9 (55.6%) IR/IRS: 9/3 (66.7% stranded) vs. LHB: .357 (5-14), 0 HR
 LAST SAVE: — LAST LOSS: 5/4 at Brown LAST WIN: 5/1 at Binghamton vs. RHB: .355 (11-31), 2 HR

- ▶ Been Cornell's pitcher of record in three of his last four outings (2-1), registering both wins against Binghamton (April 16 and May 1) ... was losing pitcher in extra-inning loss to Brown (May 4).
- ▶ Struck out season- and career-high four batters in 2 IP against Georgia Tech (Feb. 24) in season debut.

LAST FIVE OUTINGS	IP	H	R	ER	BB	SO
3/31 vs. Dartmouth	0.1	3	4	4	2	0
4/16 at Binghamton (W)	2.0	0	0	0	3	1
4/27 (G1) vs. Columbia	1.0	3	2	1	1	0
5/1 at Binghamton (W)	1.2	0	0	0	0	2
5/4 (G2) at Brown (L)	1.1	3	1	1	2	0
TOTALS (2-1-0)	6.1	9	7	6	8	3

#12 RYAN PORTER | JR. | RHP/OF

2024: 0-1-2 | 10 G (0 GS) | 20.0 IP | 8.10 ERA | 14 SO (14.3 K%) | 10 BB (10.2 BB%)

1ST-PITCH K%: 60/97 (61.9%) 1ST BATTER EFF.: 6/10 (60.0%) IR/IRS: 6/3 (50.0% stranded) vs. LHB: .500 (8-16), 0 HR
 LAST SAVE: 4/20 vs. Yale LAST LOSS: 3/22 at Princeton LAST WIN: 4/28/23 vs. Penn vs. RHB: .318 (21-66), 2 HR

- ▶ Opened season as starting outfielder before transitioning to one of Cornell's go-to arms out of bullpen.
- ▶ Leads team in saves (2) and ranks seventh in program history with six career saves.
- ▶ Earned three-inning save after pitching three scoreless innings against Yale (April 20) ... other save came against Dartmouth (March 30) ... lone loss of season occurred against Princeton (March 22).
- ▶ 2+ IP in each of last five outings and 3+ IP in last four ... 2+ SO in 4 outings this year and in three of last five.

LAST FIVE OUTINGS	IP	H	R	ER	BB	SO
4/7 (G1) vs. Harvard	2.1	6	4	4	1	2
4/13 (G2) at Penn	3.0	4	3	3	3	0
4/20 (G2) vs. Yale (S)	3.0	2	0	0	1	3
4/27 (G1) vs. Columbia	4.0	7	4	4	1	4
5/4 (G1) at Brown	3.1	7	6	6	1	1
TOTALS (0-0-1)	15.2	26	17	17	7	10

#13 ETHAN HAMILL | SO. | RHP

2024: 3-3-1 | 11 G (8 GS) | 53.1 IP | 5.74 ERA | 27 SO (11.1 K%) | 23 BB (9.4 BB%)

1ST-PITCH K%: 127/243 (52.3%) 1ST BATTER EFF.: 4/11 (36.4%) IR/IRS: 7/7 (0.0% stranded) vs. LHB: .259 (14-54), 0 HR
 LAST SAVE: 2/25 at Ga. Tech LAST LOSS: 4/28 vs. Columbia LAST WIN: 5/5 at Brown vs. RHB: .285 (43-151), 7 HR

- ▶ Started last eight appearances after making first three trips to mound out of bullpen ... 5.28 ERA (44.1 IP) as starter and 8.00 ERA (9.0 IP) as reliever.
- ▶ Logged fourth quality start of season in last outing against Brown (May 5) ... 6 IP, 2 ER, 3 BB, 3 SO
- ▶ Posted first collegiate save against Georgia Tech (Feb. 25) pitching final four innings in win over Yellow Jackets.
- ▶ Struck out season-high four batters against Dartmouth (March 31) and Harvard (April 7).

LAST FIVE OUTINGS	IP	H	R	ER	BB	SO
4/7 (G2) vs. Harvard	6.0	8	4	3	2	4
4/14 at Penn	5.1	6	6	6	4	3
4/21 vs. Yale (L)	5.0	7	3	3	0	0
4/28 vs. Columbia (L)	4.0	7	8	7	3	3
5/5 at Brown (W)	6.0	4	3	2	3	3
TOTALS (1-2-0)	26.1	32	24	21	12	13

#17 WILLIAM STEPHENS | SR. | RHP

2024: 0-0-0 | 3 G (0 GS) | 1.0 IP | 36.00 ERA | 1 SO (9.1 K%) | 4 BB (36.4 BB%)

1ST-PITCH K%: 7/11 (63.6%) 1ST BATTER EFF.: 0/3 (0.0%) IR/IRS: 1/1 (0.0% stranded) vs. LHB: 1.000 (1-1), 0 HR
 LAST SAVE: — LAST LOSS: — LAST WIN: — vs. RHB: .333 (1-3), 0 HR

- ▶ Appeared in three games this season, making season debut at Georgia Tech (Feb. 24) before facing Harvard (April 7) and Binghamton (April 16).
- ▶ Struck out lone batter of season in last outing against Binghamton (April 16).

LAST FIVE OUTINGS	IP	H	R	ER	BB	SO
4/29/23 vs. Penn	1.0	0	0	0	1	1
5/7/23 at Dartmouth	1.2	0	0	0	1	2
2/24 at Georgia Tech	0.0	0	0	0	1	0
4/7 (G1) vs. Harvard	0.0	1	4	4	2	0
4/16 at Binghamton	1.0	1	0	0	1	1
TOTALS (0-0-0)	3.2	2	4	4	6	4

#21 JOHN GERFEN | SO. | LHP

2024: 0-0-0 | 5 G (0 GS) | 4.1 IP | 10.38 ERA | 7 SO (28.0 K%) | 3 BB (12.0 BB%)

1ST-PITCH K%: 13/25 (52.0%) 1ST BATTER EFF.: 3/5 (60.0%) IR/IRS: 7/5 (28.6% stranded) vs. LHB: .400 (4-10), 0 HR
 LAST SAVE: — LAST LOSS: 4/14/23 at Harvard LAST WIN: — vs. RHB: .250 (3-12), 0 HR

- ▶ Logged at least 1 IP in first three outings of season.
- ▶ Posted 2 SO against Harvard (April 7) before matching career-high for strikeouts (3) in next outing against Binghamton (April 16) ... previous time posting 3 SO was against crosstown rival Ithaca (4/4/23).

LAST FIVE OUTINGS	IP	H	R	ER	BB	SO
3/30 vs. Dartmouth	1.0	1	0	0	0	0
4/7 (G1) vs. Harvard	1.0	2	1	1	0	2
4/16 at Binghamton	1.2	4	4	4	2	3
4/27 (G2) vs. Columbia	0.1	0	0	0	0	1
5/1 at Binghamton	0.1	0	1	0	1	1
TOTALS (0-0-0)	4.1	7	6	5	3	7

BIG RED BULLPEN BRIEFS

#25 BECK UROFSKY | SO. | RHP/INF

2024: 0-0-0 | 3 G (1 GS) | 2.0 IP | 18.00 ERA | 1 SO (6.7 K%) | 2 BB (13.3 BB%)

1ST-PITCH K%: 6/15 (40.0%) 1ST BATTER EFF.: 2/3 (66.7%) IR/IRS: 3/2 (33.3% stranded) vs. LHB: .000 (0-4), 0 HR
 LAST SAVE: 5/6/23 at DART LAST LOSS: 4/11/23 at BING LAST WIN: — vs. RHB: .714 (5-7), 1 HR

► Made season debut against Georgia Tech (Feb. 24) before sitting out two-plus months due to injury.
 ► Returned to mound against Central New York rival Binghamton (May 1), allowing three hits and three runs in 1 IP.
 ► Posted lone save of collegiate career in final outing of 2023 season against Dartmouth, hurling four scoreless innings of relief, giving up two hits and issuing one walk.

LAST FIVE OUTINGS	IP	H	R	ER	BB	SO
4/28/23 (G2) vs. Penn	0.2	1	1	1	1	0
5/6/23 (G2) at Dartmouth (S)	4.0	2	0	0	1	0
2/24 at Georgia Tech	0.2	2	1	1	1	1
5/1 at Binghamton	1.0	3	3	3	1	0
5/4 (G1) at Brown	0.1	0	0	0	0	0
TOTALS (0-0-1)	6.2	8	5	5	4	1

#26 TOM CLANCY | JR. | RHP

2024: 0-0-0 | 2 G (0 GS) | 1.1 IP | 20.25 ERA | 2 SO (25.0 K%) | 3 BB (37.5 BB%)

1ST-PITCH K%: 1/8 (12.5%) 1ST BATTER EFF.: 1/2 (50.0%) IR/IRS: 0/0 (0.0% stranded) vs. LHB: .000 (0-3), 0 HR
 LAST SAVE: — LAST LOSS: — LAST WIN: 4/20/22 vs. BING vs. RHB: .000 (0-1), 0 HR

► Both of appearances on season have come against Binghamton (April 16 and May 1).
 ► Issued three walks and saddled with three runs against in 0.1 IP in season debut ... lone out came on strikeout.
 ► Pitched clean inning of relief in last outing, striking out one Bearcat batter.

LAST FIVE OUTINGS	IP	H	R	ER	BB	SO
4/20/22 vs. Binghamton (W)	1.0	1	0	0	0	0
5/3/22 at Binghamton	0.0	0	2	2	2	0
4/4/23 vs. Ithaca	1.0	1	0	0	1	0
4/16 at Binghamton	0.1	0	3	3	3	1
5/1 at Binghamton	1.0	0	0	0	0	1
TOTALS (1-0-0)	3.1	2	5	5	6	2

#28 MAX FOSTER | FR. | RHP

2024: 0-0-0 | 6 G (0 GS) | 4.2 IP | 9.64 ERA | 6 SO (19.4 K%) | 9 BB (29.0 BB%)

1ST-PITCH K%: 18/32 (56.2%) 1ST BATTER EFF.: 4/6 (66.7%) IR/IRS: 10/5 (50.0% stranded) vs. LHB: .250 (1-4), 0 HR
 LAST SAVE: — LAST LOSS: — LAST WIN: — vs. RHB: .444 (8-18), 2 HR

► Has not appeared in a game since March 17 at Richmond.
 ► After giving up 4 H, 3 ER in 0.2 IP in collegiate debut, has fashioned 4.50 ERA (4 IP) in last five outings.
 ► Struck out season-high four batters against Georgetown in opening game of March 10 twin bill.

LAST FIVE OUTINGS	IP	H	R	ER	BB	SO
2/24 at Georgia Tech	0.1	0	0	0	0	0
3/2 at James Madison	1.0	1	0	0	0	1
3/10 (G1) at Georgetown	2.0	3	1	1	4	4
3/15 at Richmond	0.2	0	0	0	1	0
3/17 at Richmond	0.0	1	1	1	3	0
TOTALS (0-0-0)	4.0	5	2	2	8	5

#30 WILLIAM JAUN | JR. | LHP/1B

2024: 1-4-1 | 10 G (5 GS) | 28.0 IP | 9.32 ERA | 23 SO (16.3 K%) | 27 BB (19.1 BB%)

1ST-PITCH K%: 64/139 (46.0%) 1ST BATTER EFF.: 5/10 (50.0%) IR/IRS: 5/4 (20.0% stranded) vs. LHB: .290 (9-31), 1 HR
 LAST SAVE: 5/5 at Brown LAST LOSS: 4/27 vs. Columbia LAST WIN: 2/25 at Ga. Tech vs. RHB: .247 (18-73), 2 HR

► 3.72 ERA (9.2 IP) in five relief outings this season compared to 12.27 ERA (18.1 IP) in five starts.
 ► Locked down first save of collegiate career in last outing against Brown (May 5), posting 3 IP, 2 H, 1 ER, 2 BB, 3 SO.
 ► Matched season-high for strikeouts (5) in last start (Columbia - April 27) ... had 5 SO at Richmond (March 15).
 ► Missed a month due to injury sustained against Richmond (March 16).
 ► First collegiate win came in season debut at Georgia Tech (Feb. 25) ... 5 IP, 4 H, 2 ER, 4 BB, 1 SO

LAST FIVE OUTINGS	IP	H	R	ER	BB	SO
4/16 at Binghamton	2.0	0	0	0	1	1
4/21 vs. Yale	2.2	0	0	0	2	2
4/27 (G2) vs. Columbia (L)	3.0	6	6	5	2	5
5/1 at Binghamton	1.0	1	0	0	1	1
5/5 at Brown (S)	3.0	2	1	1	2	3
TOTALS (0-1-1)	11.2	9	7	6	8	12

#31 GRAHAM BIBEN | FR. | RHP

2024: NO APPEARANCES

1ST-PITCH K%: — 1ST BATTER EFF.: — IR/IRS: — vs. LHB: —
 LAST SAVE: — LAST LOSS: — LAST WIN: — vs. RHB: —

► Has not appeared in any games in collegiate career.
 ► Played four years at Riverdale Country School in the Bronx, where was First Team All-League selection in junior year, setting single-season record for strikeouts while leading team in home runs, ERA and WHIP ... did not play his senior season due to sustaining injury while playing football.
 ► Both of older siblings have either attended or currently attend Cornell ... brother, August, played baseball at Cornell from 2019-23 ... father, Matthew, and grandfather also attended Cornell.

LAST FIVE OUTINGS	IP	H	R	ER	BB	SO
—	—	—	—	—	—	—
—	—	—	—	—	—	—
—	—	—	—	—	—	—
—	—	—	—	—	—	—
TOTALS (0-0-0)	—	—	—	—	—	—

#32 CARSON MAYFIELD | SO. | RHP

2024: 2-2-0 | 8 G (8 GS) | 33.2 IP | 8.55 ERA | 27 SO (17.4 K%) | 13 BB (8.4 BB%)

1ST-PITCH K%: 79/146 (54.1%) 1ST BATTER EFF.: 6/12 (50.0%) IR/IRS: 9/6 (33.3% stranded) vs. LHB: .308 (16-52), 2 HR
 LAST SAVE: 5/6/23 at DART LAST LOSS: 3/10 at Georgetown LAST WIN: 3/30 vs. Dartmouth vs. RHB: .294 (25-85), 3 HR

► Made just one appearance since April 6 due to injury.
 ► All eight outings on season have come by way of start after making 18 relief appearances as a freshman in 2023.
 ► Season-high 8 SO against Princeton (March 22) in first quality start of collegiate career ... 6.2 IP, 3 ER, 0 BB, 8 SO
 ► Wins on season have come against Richmond (March 16) and Dartmouth (March 30).

LAST FIVE OUTINGS	IP	H	R	ER	BB	SO
3/16 at Richmond (W)	5.0	5	2	2	1	3
3/22 (G1) at Princeton	6.2	3	3	3	0	8
3/30 (G1) vs. Dartmouth (W)	5.0	8	4	4	3	4
4/6 vs. Harvard	4.0	4	4	4	1	3
4/20 (G1) vs. Yale	3.1	7	5	5	1	4
TOTALS (2-0-0)	24.0	27	18	18	6	22

#33 VON BAKER | SR. | RHP

2024: 1-0-0 | 12 G (1 GS) | 25.1 IP | 8.17 ERA | 19 SO (14.7 K%) | 22 BB (17.1 BB%)

1ST-PITCH K%: 63/127 (49.6%) 1ST BATTER EFF.: 6/12 (50.0%) IR/IRS: 9/6 (33.3% stranded) vs. LHB: .412 (7-17), 0 HR
 LAST SAVE: — LAST LOSS: 5/7/23 at Dartmouth LAST WIN: 3/30 vs. Dartmouth vs. RHB: .208 (16-77), 4 HR

► Appeared out of bullpen in 11 of his 12 outings this season ... 2+ IP in six of 12 appearances.
 ► Struck out season-high four batters against Yale (April 20) ... most strikeouts opening 2023 season with six punchouts against James Madison (2/26/23).
 ► Posted first collegiate victory over Dartmouth (March 30) ... giving up just 1 H, 1 BB in 1.1 IP with 2 SO.

LAST FIVE OUTINGS	IP	H	R	ER	BB	SO
4/13 (G1) at Penn	5.0	4	1	1	2	1
4/20 (G1) vs. Yale	2.2	3	1	1	0	4
4/27 (G2) vs. Columbia	2.2	4	4	4	3	1
5/1 at Binghamton	1.0	0	0	0	1	0
5/4 (G2) at Brown	1.1	1	3	3	4	2
TOTALS (0-0-0)	12.2	12	9	9	10	8

BIG RED BULLPEN BRIEFS

#34 ETHAN VAN SICE | FR. | RHP

2024: NO APPEARANCES

1ST-PITCH K%: —	1ST BATTER EFF.: —	IR/IRS: —	vs. LHB: —	LAST FIVE OUTINGS	IP	H	R	ER	BB	SO
LAST SAVE: —	LAST LOSS: —	LAST WIN: —	vs. RHB: —	—	—	—	—	—	—	—
▶ Has not appeared in any games in collegiate career.				—	—	—	—	—	—	—
▶ Played four years of baseball at Gonzaga College in Washington, D.C., where aided program to 2022 WCAC Championship ... member of 2023 All-WCAC Team.				—	—	—	—	—	—	—
				—	—	—	—	—	—	—
				—	—	—	—	—	—	—
				TOTALS (0-0-0)	—	—	—	—	—	—

#36 NATHANIEL JENNEWEIN | FR. | LHP 2024: 0-1-0 | 11 G (1 GS) | 17.0 IP | 9.00 ERA | 21 SO (23.9 K%) | 16 BB (18.2 BB%)

1ST-PITCH K%: 47/88 (53.4%)	1ST BATTER EFF.: 6/11 (54.5%)	IR/IRS: 10/4 (60.0% stranded)	vs. LHB: .313 (5-16), 1 HR	LAST FIVE OUTINGS	IP	H	R	ER	BB	SO
LAST SAVE: —	LAST LOSS: 3/2 at JMU	LAST WIN: —	vs. RHB: .255 (13-51), 1 HR	4/14 at Penn	0.1	1	3	3	2	0
▶ Made 11 appearances during freshman season, 10 of which have come out of bullpen.				4/16 at Binghamton	2.0	1	0	0	2	5
▶ Fanned four batters against Columbia (April 27) across 3 IP ... 2+ SO in five of 11 appearances this season.				4/21 vs. Yale	1.0	3	3	3	1	1
▶ Struck out season-high five batters over 2 IP in lone start of season against Binghamton (April 16).				4/27 (G2) vs. Columbia	3.0	6	4	4	2	4
▶ Only decision of season came as a loss to James Madison (March 2) ... 2.1 IP, 2 H, 3 ER, 2 BB, 1 SO.				5/1 at Binghamton	1.0	0	0	0	1	1
				TOTALS (0-0-0)	7.1	11	10	10	8	11

#37 HUXLEY HOLCOMBE | FR. | LHP/OF 2024: 2-2-0 | 11 G (3 GS) | 36.0 IP | 8.00 ERA | 21 SO (12.0 K%) | 25 BB (14.3 BB%)

1ST-PITCH K%: 81/174 (46.6%)	1ST BATTER EFF.: 8/11 (72.7%)	IR/IRS: 9/7 (22.2% stranded)	vs. LHB: .250 (8-32), 1 HR	LAST FIVE OUTINGS	IP	H	R	ER	BB	SO
LAST SAVE: —	LAST LOSS: 3/22 at Princeton	LAST WIN: 4/13 at Penn	vs. RHB: .308 (33-107), 7 HR	4/6 vs. Harvard (W)	5.0	1	0	0	1	3
▶ 5.00 ERA (27 IP) in eight relief outings compared to 17.00 ERA (9 IP) in trio of starts.				4/13 (G2) at Penn (W)	5.0	5	5	5	3	3
▶ Majority of bullpen outings have been bulk appearances ... 3+ IP in seven of eight relief apps, 9 of 11 outings.				4/20 (G1) vs. Yale	3.0	1	3	2	5	3
▶ Retired eight of 11 first batters faced, leading to team-leading 72.7 percent.				4/28 vs. Columbia	3.1	7	5	5	1	4
▶ Fanned season-high four batters in 3.1 IP of relief against Columbia (April 27).				5/4 (G2) at Brown	3.0	3	5	4	4	2
▶ Registered victories in consecutive outings against Harvard (April 6) and Penn (April 13) ... named Ivy League's Co-Rookie of the Week after outing versus Harvard (5 IP, 1 H, 0 R, 1 BB, 3 SO).				TOTALS (2-0-0)	19.1	17	18	16	14	15

#38 ASHER GARDY | SO. | RHP

2024: NO APPEARANCES

1ST-PITCH K%: —	1ST BATTER EFF.: —	IR/IRS: —	vs. LHB: —	LAST FIVE OUTINGS	IP	H	R	ER	BB	SO
LAST SAVE: —	LAST LOSS: —	LAST WIN: —	vs. RHB: —	—	—	—	—	—	—	—
▶ Has not appeared in any games in collegiate career.				—	—	—	—	—	—	—
▶ Spent freshman season attending James Madison - was not member of Dukes' varsity baseball program.				—	—	—	—	—	—	—
▶ Earned two letters in baseball at Lake Braddock Secondary, where guided team to pair of district and regional championships (2021, 2022) ... also earned a letter in football.				—	—	—	—	—	—	—
▶ Parents, Jason '99 and Laura '98, and paternal grandfather, all graduated from Cornell.				—	—	—	—	—	—	—
				TOTALS (0-0-0)	—	—	—	—	—	—

#42 JOSH SHEA | SO. | RHP

2024: 0-0-0 | 1 G (0 GS) | 1.0 IP | 0.00 ERA | 1 SO (25.0 K%) | 0 BB (0.0 BB%)

1ST-PITCH K%: 2/4 (50.0%)	1ST BATTER EFF.: 1/1 (100.0%)	IR/IRS: 0/0 (0.0% stranded)	vs. LHB: .000 (0-2), 0 HR	LAST FIVE OUTINGS	IP	H	R	ER	BB	SO
LAST SAVE: —	LAST LOSS: —	LAST WIN: —	vs. RHB: .500 (1-2), 0 HR	4/2/23 (G1) at Columbia	0.2	0	0	0	1	0
▶ Lone appearance of season came against Binghamton (May 1) ... 1 IP, 1 H, 0 R, 1 SO.				4/4/23 vs. Ithaca	1.0	1	0	0	1	1
▶ Registered six relief appearances during freshman year in 2023 ... fanning two batters in 3.1 IP.				4/11/23 at Binghamton	1.0	1	0	0	0	0
▶ In 2023, had inning-long outings against Ithaca (4/4/23) and Binghamton (4/11/23).				4/28/23 (G2) vs. Penn	0.1	0	0	0	1	0
▶ Grandmother attended Cornell.				5/1 at Binghamton	1.0	1	0	0	0	1
				TOTALS (0-0-0)	4.0	3	0	0	3	2

BIG RED BATTER BRIEFS

#1 JOHN QUINLAN | JR. | OF | S/R

2024: .395/.458/.597 | 5 HR | 18 RBI | 10 SB

5/5 AT BROWN: 3-5, 2 R, SB

SERIES AT BROWN: 6-16, 2 R, RBI, SB

vs. LHP: .450 (9-for-20, 0 HR)

ACTIVE HIT STREAK: 4 G, (8-20, .400)

ROAD TRIP: 8-20 (.400), 4 R, 2B, 3B, 3 RBI, 2 BB, SB

vs. RHP: .385 (42-for-109, 5 HR)

LAST ERROR: 55 G, 3/12/23 at VCU (C)

► Batting team-leading .395 with a 1.055 OPS (.458 OBP and .597 SLG) ... 51 hits are tied with **MARLIN McPHAIL** (1981) and **JAMIE BLATTSTEIN** (1992) for the 15th-most by a Big Red player in a season in program history ... five hits shy of matching **ERIK RICO** (2002) and **BRIAN BILLIGEN** (2012) for the third-most hits in a single season.

► .395 batting average ranks as the seventh-highest in a season (min. 80 ABs) ... should he finish year with at least .400 average, would be seventh player to have a .400 season, joining **JAMIE BLATTSTEIN** (.425 in 1992), **MIKE KALFOPOULOS** (.413 in 1984), **NATHAN FORD** (.410 in 2008), **DALE WICKHAM** (.406 in 2017), **BRIAN BILLIGEN** (.404 in 2009), and **CHRIS STOCKE** (.400 in 1974).

► Hits in 24 of 29 appearances, including 19 of last 21 ... slashing .454/.518/.680 over last 21 games with six doubles, two triples, four home runs, 15 RBI, 11 walks, 10 strikeouts, and swiped eight bases.

► Trio of four-hit games this season (April 7 vs. Harvard; April 13 at Penn; April 20 vs. Yale), tied with **MARSHALL YANZICK** (2012) for the most games with four-plus hits in a season since 2003.

► Hit walk-off two-RBI double in opening game of April 20 doubleheader against Yale, capping his latest four-hit game of year ... bloop double to right field capped eight-run comeback for Cornell, its second comeback from a five-plus-run deficit in as many games.

► Named Ivy League Player of the Week on April 22 after posting .588/.667/1.118 slash line and 1.784 OPS, going 10-for-17 with three doubles, two home runs, five RBI, and three stolen bases while striking out zero times in Big Red's 3-1 week against Binghamton (April 16) and Yale (April 20-21).

STATISTIC	TOTAL	IVY RANK
HITS IN IVY PLAY	42	1st
BATTING AVG.	.395	2nd
IVY BATTING AVG.	.424	2nd
HITS	51	7th
ON-BASE PCT.	.458	7th
OPS	1.055	8th

#2 MATT BARNHORST | SR. | INF | R/R

2024: .233/.280/.483 | 8 HR | 28 RBI | 3 SB

5/5 AT BROWN: 1-5, HR, 4 RBI

SERIES AT BROWN: 3-13, 3 R, 2B, 2 HR, 8 RBI

vs. LHP: .150 (3-for-20, 0 HR)

ACTIVE HIT STREAK: 2 G, (3-11, .273)

ROAD TRIP: 3-13 (.231), 3 R, 2B, 2 HR, 8 RBI

vs. RHP: .250 (24-for-96, 8 HR)

LAST ERROR: 9 G, 4/14 at Penn (2B)

► Went 1-for-5 with a home run and four RBI in the Big Red's regular-season finale against Brown on May 5 ... fourth-inning, three-run blast was his eighth of season, tying **GARY KACZOR** (1979), **MIKE BRANCA** (1981), **TREVOR SCHUMM** (1991), **FLINT FOLEY** (2001), **NATE DAVID** (2009), and **BRIAN BILLIGEN** (2011) for seventh-most home runs by a Cornell player in one season ... has 13 career round-trippers, tied for 16th-most in a Cornell career.

► Hit home runs in consecutive games for the second time this season and in collegiate career (March 16-17 at Richmond) ... has never hit a HR in three straight games.

► Recorded a hit in nine of last 11 games, slashing .244/.286/.533 with four doubles, three home runs, 12 RBI, and an OPS of .819 in span ... saw career-long seven-game hit streak get snapped against Columbia (April 28).

► Posted trio of four-RBI games this season (March 16 at Richmond; April 20 vs. Yale; May 5 at Brown) ... one of two Cornell players this year to have multiple games with four-plus RBI (**NATHAN WAUGH** - four-RBI and five-RBI game).

#4 CADEN WILDMAN | SO. | OF | R/R

2024: .283/.364/.409 | 4 HR | 20 RBI | 6 SB

5/5 AT BROWN: 0-1 as pinch-hitter

SERIES AT BROWN: 0-4, R, SB, HBP, SAC

vs. LHP: .182 (4-for-22, 0 HR)

ACTIVE HIT STREAK: 0 G, (0-15)

ROAD TRIP: 0-6, R, BB, SB, HBP, SAC

vs. RHP: .305 (32-for-105, 4 HR)

LAST ERROR: 15 G, 4/7 (G1) vs. Harvard (RF)

► Hitless in lone at-bat as pinch-hitter in Big Red's regular-season finale against Brown on May 5 ... went 0-for-4 in series with Bears ... hitless in last 15 at-bats.

► Became first Cornell player in program history to hit multiple grand slams in a game with two-home run game in nightcap of April 13 doubleheader at Penn ... also became first Big Red player in program history with an eight-RBI game ... named Ivy League Co-Player of the Week (April 15) for weekend performance against Quakers, where he posted .333/.375/.800 slash line with a double, two home runs, 11 RBI, and five runs scored ... also plated go-ahead run with bases-clearing double in series finale, solidifying road series victory against Quakers.

#6 KYLE MUSSEY | JR. | OF | R/R

2024: .333/.417/.433 | 1 HR | 5 RBI | 0 SB

5/5 AT BROWN: 1-4

SERIES AT BROWN: 5-10, R, RBI, BB

vs. LHP: .000 (0-for-0, 0 HR)

ACTIVE HIT STREAK: 4 G, (6-14, .429)

ROAD TRIP: 6-14 (.429), 2 R, 2 RBI, 2 BB

vs. RHP: .333 (10-for-30, 1 HR)

LAST ERROR: 36 G without an error

► Went 1-for-4 in regular-season finale against Brown (May 5) ... went 5-for-10 with an RBI and run scored in series with the Bears.

► Riding a four-game hit streak, batting .429 (6-for-14) with two RBI

► First collegiate home run was quite memorable, blasting three-run jack to left-center field with Cornell down to final strike against Binghamton (April 16), capping comeback from a five-run deficit in seventh inning.

#7 MAX JENSEN | JR. | INF | L/R

2024: .371/.465/.568 | 5 HR | 33 RBI | 5 SB

5/5 AT BROWN: 2-4, R, 3 RBI, BB, 2 SB

SERIES AT BROWN: 8-14, 3 R, 2B, 5 RBI, 2 SB

vs. LHP: .357 (10-for-28, 1 HR)

ACTIVE HIT STREAK: 14 G, (27-62, .435)

ROAD TRIP: 10-18 (.556), 5 R, 2B, HR, 9 RBI, 2 SB

vs. RHP: .375 (39-for-104, 4 HR)

LAST ERROR: 44 G, 4/14/23 at Harvard (2B)

► Went 2-for-4 with three RBI and pair of steals in regular-season finale against Brown (May 5) ... drove in two of his three RBI on a rare two-RBI infield single ... batted team-best .571 (8-for-14) in series with Bears with double, five RBI, and two steals.

► His two-steal performance on May 5 against Brown was first career game with multiple stolen bases.

► Riding a 14-game hit streak, slashing .435/.493/.581 with three doubles, two home runs, 23 RBI ... drawn six walks and only struck out four times during span ... 11 multi-hit games and eight multi-RBI games during stretch.

► With next hit, would join **JOHN QUINLAN** (51) as third pair of Cornell teammates to have 50-plus hits in same season, joining **KEN VEENEMA** (56) and **DAVE JOHNSON** (50) in 1977 and Brian Billigen (57) and Frank Hager (52) in 2012 — both instances featured Cornell advancing to the NCAA Tournament.

► Struck out 11 times in 158 plate appearances this season, leading to Ivy League-leading 7.0 percent strikeout rate that ranks 22nd nationally ... 11 strikeouts is tied with East Tennessee State's Tommy Barth for the eighth-fewest by a Division I batter with at least two at-bats per game played.

STATISTIC	TOTAL	IVY RANK
STRIKEOUT RATE	7.0%	1st
HITS IN IVY PLAY	37	2nd
IVY BATTING AVG.	.402	3rd
BATTING AVG.	.371	5th
ON-BASE PCT.	.465	5th
TRIPLES	2	7-6th
OPS	1.033	10th
HITS	49	12th

#8 LUKE JOHNSON | FR. | INF | R/R

2024: .225/.303/.263 | 0 HR | 3 RBI | 1 SB

5/5 AT BROWN: 1-5

SERIES AT BROWN: 1-6

vs. LHP: .385 (5-for-13, 0 HR)

ACTIVE HIT STREAK: 1 G, (1-5, .200)

ROAD TRIP: 2-10 (.200), R, RBI, BB

vs. RHP: .194 (13-for-67, 0 HR)

LAST ERROR: 0 G, 5/5 at Brown (3B)

► Went 1-for-5 in the regular-season finale against Brown on May 5 ... went 2-for-10 with a walk and RBI during four-game road trip prior to Ivy League Tournament.

► Recorded a hit in eight of last 10 appearances ... slashing .282/.349/.308 during span with a double, RBI, drawing three walks and scoring eight runs.

► Earned two letters in baseball at Santa Margarita Catholic HS, where Eagles won 2023 Trinity League and D1 CIF Regional Championship ... played in 2023 USA Baseball National HS Invitational ... named preseason Perfect Game Underclass All-American.

► Father, Craig, played tennis collegiately at Pepperdine before playing professionally from 1989-93 earning ranking as high as No. 287 ... great-grandfather and great-grandmother (1929), great-uncle (1956), grandfather (1957), grandmother (1958), and aunt (1986) are all Cornell graduates.

BIG RED BATTER BRIEFS

#12 RYAN PORTER | JR. | RHP/OF | R/R

2024: .185/.290/.222 | 0 HR | 3 RBI | 0 SB

5/5 AT BROWN: DID NOT PLAY

SERIES AT BROWN: NO PLATE APPEARANCES

vs. LHP: .000 (0-for-9, 0 HR)

ACTIVE HIT STREAK: 0 G, (0-1)

ROAD TRIP: NO PLATE APPEARANCES

vs. RHP: .278 (5-for-18, 0 HR)

LAST ERROR: 5 G, 4/7 vs. Harvard (P)

- Opened season as starting outfielder, making seven starts between Feb. 23 - March 15, before transitioning to one of Cornell's go-to arms out of bullpen ... last plate appearance came against Columbia (April 28), striking out in pinch-hit situation.
- Posted two RBI in season debut against Georgia Tech (Feb. 23) ... logged a two-hit performance against Georgia Tech (Feb. 25).

#15 OWEN CARLSON | FR. | INF | L/R

2024: .286/.342/.400 | 1 HR | 2 RBI | 1 SB

5/5 AT BROWN: DID NOT PLAY

SERIES AT BROWN: 0-1

vs. LHP: .571 (4-for-7, 0 HR)

ACTIVE HIT STREAK: 0 G, (0-1)

ROAD TRIP: 2-6 (.333), 2 R, HR, RBI

vs. RHP: .214 (6-for-28, 1 HR)

LAST ERROR: 16 G without an error

- Struck out as pinch-hitter in last appearance, which came in opening game of May 4 doubleheader against Brown ... went 2-for-5, scoring twice, and hitting first collegiate home run — a solo blast — against Binghamton (May 1).
- Trio of multi-hit performances (March 16-17 at Richmond; May 1 at Binghamton) ... RBI in two of last three games, both coming against Binghamton (April 16, May 1).
- Played four years of baseball at Harvard-Westlake School in suburban Los Angeles, earning Second Team All-Mission League honors ... aided Harvard-Westlake to 2021 CIF Souther Section Division 1 Championship ... named honorable mention in Perfect Game's Pre-Season All-American list for California Region in 2023 ... posted career batting average of .360, while starting in over 50 consecutive games at second base.

#18 TJ SWIDORSKI | SO. | INF | R/R

2024: .234/.320/.281 | 0 HR | 6 RBI | 2 SB

5/5 AT BROWN: DID NOT PLAY

SERIES AT BROWN: 3-6, 3 R, 2B

vs. LHP: .077 (1-for-13, 0 HR)

ACTIVE HIT STREAK: 1 G, (3-6, .500)

ROAD TRIP: 3-10 (.300), 4 R, 2B, BB

vs. RHP: .275 (14-for-51, 0 HR)

LAST ERROR: 11 G, 3/17 at Richmond (SS)

- Did not play in Cornell's regular-season finale against Brown on May 5 ... went 3-for-6 with a double and three runs scored in nightcap of May 4 twin bill ... three hits and three runs scored are both single-game career highs
- Double against Brown was his first since registering two-double effort in opening game of March 10 doubleheader against Georgetown.
- Four multi-hit performances this season, three of which have come over last seven appearances ... three hits against Brown (May 5) and two-hit games versus Georgetown (March 10), Penn (April 13), Yale (April 21).

#19 MARK QUATRANI | FR. | C | R/R

2024: .330/.460/.670 | 9 HR | 36 RBI | 1 SB

5/5 AT BROWN: 2-3, R, RBI, BB, HBP

SERIES AT BROWN: 4-9, 2 R, 4 RBI, 5 BB, HBP

vs. LHP: .231 (3-for-13, 1 HR)

ACTIVE HIT STREAK: 2 G, (4-7, .571)

ROAD TRIP: 6-14 (.429), 4 R, 6 RBI, HR, 5 BB, HBP

vs. RHP: .346 (27-for-78, 8 HR)

LAST ERROR: 4 G, 4/28 vs. Columbia (C)

- Went 2-for-3 with an RBI in Cornell's regular-season finale against Brown (May 5) ... went 4-for-9 in series with the Bears with four RBI, five walks drawn and getting hit by a pitch ... hitting .429 (6-for-14) with a home run six RBI, five walks, and four runs scored.
- Holds team lead in home runs (9), RBI (36), slugging percentage (.670), and HBP (9) ... nine home runs are most by a freshman in program history and is tied with **BRIAN KAUFMAN** (2006) and **NATHAN FORD** (2009) for the fourth-most in a season ... the nine home runs is tied for the seventh-most in Ivy League this season.
- Three-time Ivy League Rookie of the Week nominee (April 1, April 15, April 22) ... one of two Ivy League players with trio of Rookie of the Week awards this season, joining Penn's Nick Spaventa.
- Over previous 16 games, has hits in 13 contests, slashing .379/.520/.621 with two doubles, four home runs, 21 RBI, with 11 walks drawn, getting hit by six pitches, and striking out just nine times.
- Three multi-hit performances in last four games while driving in six runs with five walks drawn ... slashing .429/.600/.643 during span.
- Played four years of baseball at The Haverford School, aiding program to 2022 Pennsylvania State Championship ... named MVP of league in 2023, while also earning team MVP honors in 2022 and 2023 and being named Best Catcher in Delaware County in those seasons ... two-time All-League, All-Main Line, and All-Delaware County selection ... concluded career at Haverford with single-season batting average record (.569) ... also served as a captain for two years.

#20 KEVIN HAGER | FR. | INF | R/R

2024: .215/.292/.323 | 2 HR | 6 RBI | 1 SB

5/5 AT BROWN: 2-5, 2 R

SERIES AT BROWN: 2-8, 2 R, BB

vs. LHP: .200 (2-for-10, 0 HR)

ACTIVE HIT STREAK: 1 G, (2-5, .400)

ROAD TRIP: 2-8 (.250), 2 R, BB

vs. RHP: .218 (12-for-55, 2 HR)

LAST ERROR: 9 G, 3/30 vs. Dartmouth (SS)

- Went 2-for-5 with a run scored in Cornell's regular-season finale against Brown (May 5) ... 2-for-8 in series against Brown.
- Four multi-hit performances on season, all of which have been two-hit efforts (March 22 at Princeton; March 30 vs. Dartmouth; April 20 vs. Yale; May 5 at Brown).
- Three of six RBI on season came on go-ahead, three-run, first-inning home run in series-clinching victory over Penn (April 14) ... first collegiate HR came on March 30 vs. Dartmouth.
- Earned three letters in baseball at Delbarton School, where he was NJ Athletics Third Team All-State shortstop in senior year ... named First Team All-Conference and team MVP as a senior ... honorable mention All-Conference pick in junior campaign ... selected for New Jersey All-Star Game.
- Brother, Frank Jr., played baseball at Cornell for four years (2009-12) prior to serving as an assistant coach for seven years (2016-22).

#22 JAKOBI DAVIS | JR. | OF | L/L

2024: .255/.367/.412 | 3 HR | 13 RBI | 4 SB

5/5 AT BROWN: 0-3, R, BB, SB

SERIES AT BROWN: 3-10, 2 R, 3B, 2 RBI, 3 BB

vs. LHP: .231 (3-for-13, 1 HR)

ACTIVE HIT STREAK: 0 G, (0-3)

ROAD TRIP: 3-12 (.250), 2 R, 3B, 2 RBI, 3 BB

vs. RHP: .258 (23-for-89, 2 HR)

LAST ERROR: 46 G, 4/8/23 (G1) vs. Brown (CF)

- Held hitless in Cornell's regular-season finale against Brown (May 5), but drew a walk, scored one run, and stole a base ... went 3-for-10 with a triple, two RBI, two runs scored and three walks drawn ... logged 2-for-4 day in nightcap of May 4 doubleheader with Brown, driving in pair of runs with a walk and sacrifice bunt.
- Five walks drawn over last six games and has hits in seven of last 11 games ... slashing .286/.419/.429 in last 11 games with triple, home run, four RBI, and seven runs.
- Matched career high for hits (three) in series-clinching victory over Penn (April 14) ... also had three-hit games against Coppin State (3/5/22) and Princeton (4/29/23).

#23 BRADEN MACK | SR. | INF | R/R

2024: .282/.316/.366 | 1 HR | 17 RBI | 0 SB

5/5 AT BROWN: DID NOT PLAY

SERIES AT BROWN: 2-9, R, RBI

vs. LHP: .545 (6-for-11, 1 HR)

ACTIVE HIT STREAK: 2 G, (2-9, .222)

ROAD TRIP: 2-9 (.222), R, RBI

vs. RHP: .233 (14-for-60, 0 HR)

LAST ERROR: 0 G, 5/4 (G2) at Brown (1B)

- Did not play in Cornell's regular-season finale against Brown on May 5 ... went 1-for-5 with a run scored in nightcap of May 4 twin bill ... also went 1-for-4 in opening game with an RBI.
- Registered at least one hit in 16 of his 21 appearances on season, including 13 of last 15 where he is slashing .283/.316/.377 with two doubles, a home run, and 15 RBI.
- Recorded career-high four RBI in victory over Dartmouth in nightcap of March 30 doubleheader, going 2-for-4 with the first of two Cornell grand slams in game.
- Went 2-for-5 with two doubles, three RBI, and scored twice in last outing against Princeton (March 24).

BIG RED BATTER BRIEFS

#25 BECK UROFSKY | SO. | RHP/INF | R/R

2024: .000/.000/.000 | 0 HR | 0 RBI | 0 SB

5/5 AT BROWN: DID NOT PLAY

SERIES AT BROWN: NO PLATE APPEARANCES

vs. LHP: .000 (0-for-0, 0 HR)

ACTIVE HIT STREAK: 0 G, (0-3, .000)

ROAD TRIP: NO PLATE APPEARANCES

vs. RHP: .000 (0-for-1, 0 HR)

LAST ERROR: 8 G, 4/11/23 at Binghamton (P)

- ▶ Has just one plate appearance on season, which came in first game of doubleheader against Georgetown (March 10) ... struck out after coming in as defensive replacement at first base.
- ▶ Still seeking first collegiate base hit ... hitless in three at-bats and six plate appearances (drawn two walks and one hit by pitch).

#30 WILLIAM JAUN | JR. | LHP/1B | L/L

2024: .158/.238/.211 | 0 HR | 1 RBI | 0 SB

5/5 AT BROWN: NO PLATE APPEARANCES

SERIES AT BROWN: NO PLATE APPEARANCES

vs. LHP: .429 (3-for-7, 0 HR)

ACTIVE HIT STREAK: 2 G, (2-7, .286)

ROAD TRIP: NO PLATE APPEARANCES

vs. RHP: .000 (0-for-12, 0 HR)

LAST ERROR: 6 G, 3/16 at Richmond (1B)

- ▶ Has yet to register an at-bat since suffering injury on March 16 at Richmond ... has a hit in three of his five games with a plate appearance, including his last two contests.
- ▶ Recorded first collegiate base hit — a double — against Georgia Tech (Feb. 24) and drove in first run in opening game of March 10 doubleheader at Georgetown.
- ▶ Missed freshman and sophomore seasons due to injuries.
- ▶ Played four years of baseball at St. Xavier HS, serving as first baseman and pitcher ... aided team to Greater Catholic League South Division titles in 2019 and 2021 ... GCL Pitcher of the Year, All-City First Team, and All-State honorable mention in 2021 ... All-GCL First Team as a pitcher in 2021 and second team selection at first base in 2019 ... received St. Xavier's Most Valuable Player, Most Outstanding Pitcher and Scholar-Athlete awards in 2021.
- ▶ Father, Gregory, was a four-year pitcher on Notre Dame's baseball team, and brother, Eric, played baseball at Babson, serving as an outfielder.

#37 HUXLEY HOLCOMBE | FR. | LHP/OF | L/L

2024: .000/.500/.000 | 0 HR | 0 RBI | 0 SB

5/5 AT BROWN: DID NOT PLAY

SERIES AT BROWN: NO PLATE APPEARANCES

vs. LHP: .000 (0-for-0, 0 HR)

ACTIVE HIT STREAK: 0 G, (0-1)

ROAD TRIP: NO PLATE APPEARANCES

vs. RHP: .000 (0-for-1, 0 HR)

LAST ERROR: 13 games without an error

- ▶ Registered pair of plate appearances this season ... popped out in first collegiate at-bat in nightcap of March 10 twin bill against Georgetown and was hit by a pitch against Dartmouth (March 30) in last PA.
- ▶ Primarily has pitched this season, appearing in 11 games on the mound ... both games where he saw plate appearances played in outfield.
- ▶ Received four letters in baseball at Worcester Academy, aiding program to 2023 CNEPSBL Championship ... two-time CNEPSBL All-Star and two-time CNEPSBL All-League selection in 2022 and 2023 ... also received three letters in cross country, which included earning most improved in 2019 at Vermont Academy in Saxtons River, Vt. ... lettered once in swimming, nordic skiing, and soccer.

#40 NATHAN WAUGH | SR. | C | R/R

2024: .279/.406/.496 | 7 HR | 29 RBI | 0 SB

5/5 AT BROWN: 2-5, R

SERIES AT BROWN: 4-13, 3 R, 2 HBP

vs. LHP: .222 (6-for-27, 2 HR)

ACTIVE HIT STREAK: 2 G, (4-10, .400)

ROAD TRIP: 7-17 (.412), 5 R, RBI, 2 2B, HR, BB, 2 HBP

vs. RHP: .294 (30-for-102, 5 HR)

LAST ERROR: 33 G, 2/23 at Georgia Tech (C)

- ▶ Riding 38-game on-base streak, dating back to 2023 season ... streak is longest by Cornell player since **NATHAN FORD** concluded Cornell career reaching safely in his final 42 games across the final two games of the 2008 season and all 40 games played in 2009 ... Waugh is slashing .292/.417/.514 during his on-base streak with eight doubles, eight home runs, 34 RBI, scored 39 times, and has drawn 26 walks (one intentionally).
- ▶ Leads team with 24 walks drawn, seven more than second-place holder (**MAX JENSEN** — 17) ... also leads team with 35 runs scored, one better than John Quinlan's 34 ... tied with Jensen and Quinlan for team lead in doubles (7) ... hit two sacrifice flies, lone Big Red hitter with multiple sac flies ... lone Cornell player to have played and started all 34 games this season.
- ▶ Went 2-for-5 with a run scored in Cornell's regular-season finale against Brown (May 5) ... registered pair of two-hit games in series against Brown, going 4-for-13 with three runs scored and getting hit by a pair of pitches.
- ▶ Logged multi-hit games in three of last four games, posting .412/.500/.706 slash line with two doubles, a home run, and five runs scored ... also has four multi-hit games in last seven contests.
- ▶ Registered first three-hit game of season against Binghamton (May 1), going 3-for-4 with two doubles and a home run
- ▶ Opened season with hits in first 15 games, posting 19-game hit streak that dated back to 2023325/.404/.545 slash during hit streak, featuring two doubles, five home runs, and 22 RBI.
- ▶ Slated to use fifth-year of NCAA eligibility at Georgia Tech next season.

#41 JACKSON MARKO | SO. | C | R/R

2024: NO APPEARANCES

5/5 AT BROWN: DID NOT PLAY

SERIES AT BROWN: —

vs. LHP: —

ACTIVE HIT STREAK: —

ROAD TRIP: —

vs. RHP: —

LAST ERROR: —

- ▶ Has yet to appear in a collegiate game ... primarily serves as Cornell's bullpen catcher.
- ▶ Played two years of baseball at Christian Brothers Academy where he was a sectional champion in 2021, along with earning two league titles in 2021 and 2022 ... named team captain in 2022 and received John P. Durkin Award for sportsmanship, leadership, and character.

IVY LEAGUE HONORS		
DATE	AWARD	PLAYER (SCHOOL)
Feb. 26	Player	Davis Baker (Penn)
	Pitcher	Andy Leon (Columbia)
	Rookie	Miles Newsome (Brown)
March 4	Player	Jack Cooper (Columbia)
	Pitcher	Sean Matson (Harvard)
	Rookie	Nick Spaventa (Penn)
March 11	Player	Matt Giberti (Harvard)
	Pitcher	Jack Seppings (Brown)
	Rookie	Nick Spaventa (Penn)
March 18	Player	Ryan Taylor (Penn)
	Pitcher	Cole Zaffiro (Penn)
	Rookie	Marco Dumsky (Dartmouth)
March 25	Player	Cole Hage (Columbia)
	Pitcher	Cole Zaffiro (Penn)
	Rookie	Gavin Collins (Penn)
April 1	Player	Cole Fellows (Columbia)
	Pitcher	Callan Fang (Harvard)
	Rookie	Mark Quatrani (Cornell)
April 8	Player	Jack Cooper (Columbia)
	Pitcher	Colton Shaw (Yale)
	Co-Rookie	Eric Jeon (Columbia)
April 15	Co-Player	Alec Atkinson (Yale)
	Co-Player	Caden Wildman (Cornell)
	Pitcher	Callan Fang (Harvard)
April 22	Player	John Quinlan (Cornell)
	Pitcher	Jacob Faulkner (Princeton)
	Rookie	Mark Quatrani (Cornell)
April 29	Player	Griffin Palfrey (Columbia)
	Pitcher	Thomas Santana (Columbia)
	Rookie	Eric Jeon (Columbia)
May 6	Player	Davis Baker (Penn)
	Pitcher	Ryan Dromboski (Penn)
	Rookie	Nick Spaventa (Penn)
May 13	Player	Callan Fang (Harvard)
	Pitcher	Colton Shaw (Yale)
	Rookie	Truman Pauley (Harvard)

ALL-IVY LEAGUE HONORS		
Player of Year	Wyatt Henseler	Penn
Pitcher of Year	Callan Fang	Harvard
Rookie of Year	Mark Quatrani	Cornell
Coach of Year	Brett Boretti	Columbia
FIRST TEAM ALL-IVY		
Starting Pitcher	Joe Sheets	Columbia
Starting Pitcher	Thomas Santana	Columbia
Starting Pitcher	Callan Fang	Harvard
Relief Pitcher	Jacob Faulkner	Princeton
Catcher	Mark Quatrani	Cornell
First Base	Max Jensen	Cornell
Second Base	Griffin Palfrey	Columbia
Third Base	Wyatt Henseler	Penn
Shortstop	Sam Miller	Columbia
Outfielder	Skye Selinsky	Columbia
Outfielder	John Quinlan	Cornell
Outfielder	Ben Rounds	Princeton
Utility	Nick DiPietrantonio	Princeton
DH	Cole Hage	Columbia
SECOND TEAM ALL-IVY		
Starting Pitcher	Sean Matson	Harvard
Starting Pitcher	Cole Zaffiro	Penn
Starting Pitcher	Colton Shaw	Yale
Relief Pitcher	Tate Evans	Yale
Catcher	William Lybrook	Harvard
First Base	Alec Atkinson	Yale
Second Base	Jake Koonin	Princeton
Third Base	Eric Jeon	Columbia
Shortstop	Jeff Pierantoni	Yale
Outfielder	Nathan Brasher	Brown
Outfielder	Anton Lazits	Columbia
Outfielder	Matt Scannell	Princeton
Utility	Griffin Palfrey	Columbia
DH	Reece Rappoli	Brown

IVY LEAGUE STANDINGS AND SCHEDULES											
as of 5/15	IVY LEAGUE				OVERALL						
OPPONENT	W-L	PCT	GB	STREAK	W-L	PCT	STREAK	HOME	AWAY	NEUTRAL	RPI
z-Columbia	17-4	.810	—	W2	26-16	.619	L1	15-4	11-10	0-2	110
Princeton	12-9	.571	5.0	L2	17-24	.415	L2	7-8	10-16	0-0	174
Cornell	11-10	.524	6.0	W1	15-19	.441	W1	7-5	8-14	0-0	213
Penn	11-10	.524	6.0	W2	20-22	.476	W2	10-6	10-16	0-0	204
e-Yale	11-10	.524	6.0	W1	18-23	.439	W1	10-8	8-15	0-0	263
e-Harvard	9-12	.429	8.0	L1	13-26	.333	L1	4-7	7-17	2-2	262
e-Dartmouth	7-14	.333	10.0	L2	13-26	.333	W1	4-9	9-17	0-0	281
e-Brown	6-15	.286	11.0	L1	11-28	.282	L1	4-11	7-17	0-0	287
NOTE: z-Clinched Ivy League title; e-Eliminated from playoff contention											
LAST TWO WEEKEND'S SCORES											
Tuesday, April 30				Friday, May 3				Tuesday, May 7			
Columbia 9, Fairleigh Dickinson 8 (10 inn.)				Dartmouth 12, Penn 3				Dartmouth 18, Maine 11			
Holy Cross 6, Brown 5				Princeton 4, Columbia 2							
Penn 13, Delaware State 1								Wednesday, May 8			
Sacred Heart 6, Yale 4								Yale 10, Iona 5			
				Saturday, May 4							
Wednesday, May 1				Brown 11, Cornell 2				Saturday, May 11			
Cornell 13, Binghamton 7				Brown 13, Cornell 12 (10 inn.)				Yale 4, Harvard 3			
Merrimack 7, Dartmouth 6 (10 inn.)				Columbia 8-9, Princeton 7-1				Harvard 3, Yale 2			
Rutgers 8, Princeton 4				Penn 16, Dartmouth 4							
				Penn 24, Dartmouth 5 (8 inn.)				Sunday, May 12			
								Yale 6, Harvard 4			
				Sunday, May 5							
				Cornell 9, Brown 4							
THIS WEEK'S SCORES											
Tuesday, May 14				Friday, May 17				THIS WEEKEND'S SCHEDULE			
Wagner 13, Columbia 8				Game 1: Cornell vs. Princeton, 11 a.m.				Sunday, May 19			
				Game 2: Penn at Columbia, 3:00				Game 5: G3 Winner vs. G4 Loser, 11 a.m.			
				Saturday, May 18				Game 6: G5 Winner vs. G4 Winner, 3:00			
				Game 3: G1 Loser vs. G2 Loser, 11 a.m.				Monday, May 20			
				Game 4: G1 Winner vs. G2 Winner, 3:00				(If necessary)			
								Game 7: Rematch of Game 6, 12:00			

RAREFIED COMPANY

► Junior outfielder **JOHN QUINLAN** and junior infielder **MAX JENSEN** have been two of Cornell's most reliable hitters since the beginning of Ivy League play against Princeton on March 22.

► Quinlan mustered 42 hits in conference games, assuming Cornell's program record for the most hits in conference play in program history. He is also just one of two players in EIBL / Ivy League history with 40-plus hits in conference games in a season, joining former Dartmouth infielder Tyler Cox, who had 45 hits in 2022.

► Jensen has also excelled against Ancient Eight opponents this season, amassing 37 base knocks to place him in a five-way tie with Yale's Dan Thompson (1995), Brown's Joe Lomuscio (2019), Columbia's Joe Engel (2019), and Harvard's Jake Suddleson (2019) for the sixth-most hits in EIBL / Ivy League history.

► The Cornell duo is the first pair of teammates in the history of the EIBL and Ivy League to record at least 37 hits in the same season.

► Should Jensen record one more hit this season, he would join Quinlan as the third pair of Big Red teammates with 50-plus hits in a season, joining **KEN VEENEMA** (56) and **DAVE JOHNSON** (50) in 1977 and **BRIAN BILLIGEN** (57) and **FRANK HAGER** (52) in 2012. Both instances resulted in Cornell earning a spot in that year's NCAA Tournament.

► First-year catcher **MARK QUATRANI** has hit nine home runs in his freshman campaign, the most ever recorded by a first-year player in Cornell program history.

► Quatrani's nine home runs have eclipsed Cornell's previous freshman single-season home run record of six, which stood for 29 years after **BILL WALKENBACH**, who later became the Big Red's head coach from 2009-15, hit six home runs in 1996 to beat five-home run efforts by **MARLIN McPHAIL** in 1979 and **MIKE MILMOE** in 1986.

IVY LEAGUE LEADERS			
MOST HITS IN CONFERENCE PLAY IN SEASON			
EIBL / Ivy League History			
PLAYER	SCHOOL	YEAR	HITS
Tyler Cox	Dartmouth	2022	45
► John Quinlan	Cornell	2024	42
Matt Kutler	Brown	2005	39
Tom Grandieri	Penn	2010	38
Peter Matt	Penn	2019	38
Dan Thompson	Yale	1995	37
Joe Lomuscio	Brown	2019	37
Joe Engel	Columbia	2019	37
Jake Suddleson	Harvard	2019	37
► Max Jensen	Cornell	2024	37

CORNELL RECORD BOOK		
TEAMMATES WITH 50+ HITS IN A SEASON		
Cornell Program History		
SEASON	PLAYER	HITS
1977	Ken Veenema	56
	Dave Johnson	50
2012	Brian Billigen	57
	Frank Hager	52
► 2024	John Quinlan	51
	Max Jensen	49

SEASON RANKINGS



2024 TEAM STATISTICS (as of 5/16/24)

	STAT	NCAA	IVY
BASE ON BALLS	125	295th	8th
BATTING AVERAGE	.287	105th	2nd
DOUBLE PLAYS	24	254th	5th
DOUBLE PLAYS / GAME	0.71	112th	3rd
DOUBLES	48	295th	8th
DOUBLES / GAME	1.41	283rd	7th
EARNED RUN AVERAGE	7.69	261st	7th
FIELDING PERCENTAGE	.977	47th	1st
HIT BATTERS	53	234th	6th
HIT BY PITCH	51	239th	3rd
HITS	350	289th	6th
HITS ALLOWED / 9 INN.	10.34	208th	6th
HOME RUNS	46	181st	3rd
HOME RUNS / GAME	1.35	86th	2nd
ON-BASE PERCENTAGE	.375	187th	3rd
RUNS	239	280th	4th
SACRIFICE BUNTS	14	201st	4th
SACRIFICE FLIES	8	294th	8th
SCORING	7.0	127th	2nd
SHUTOUTS	—	—	—
SLUGGING PCT.	.451	134th	3rd
STOLEN BASES	34	244th	7th
STOLEN BASES / GAME	1.00	167th	5th
SO/BB RATIO	1.14	274th	8th
STRIKEOUTS / 9 INN.	7.1	254th	7th
TRIPLE PLAYS	—	—	—
TRIPLES	7	198th	8th
TRIPLES / GAME	0.21	130th	7th
WHIP	1.84	248th	6th
WIN PERCENTAGE	.441	196th	3rd
WALKS / 9 INN.	6.20	264th	7th

2024 INDIVIDUAL LEADERS (as of 5/16/24)

	STAT	NCAA	IVY
BATTING AVERAGE			
John Quinlan	.395	26th	2nd
Max Jensen	.371	91st	5th
HIT BY PITCH PER GAME			
Mark Quatrani	0.35	79th	3rd
HITS PER GAME			
John Quinlan	1.76	4th	1st
Max Jensen	1.48	71st	3rd
HOME RUNS PER GAME			
Mark Quatrani	0.35	84th	3rd
RUNS BATTED IN PER GAME			
Mark Quatrani	1.38	18th	3rd
RUNS PER GAME			
John Quinlan	1.17	72nd	4th
SAVES			
Ryan Porter	2	327th	7th
William Jaun	1	572nd	13th
Ethan Hamill	1	572nd	13th
SLUGGING PERCENTAGE			
Mark Quatrani	.670	111th	6th
STOLEN BASES PER GAME			
John Quinlan	0.34	148th	3rd
TOUGHEST TO STRIKE OUT			
Max Jensen	12.0	23rd	1st
TRIPLES PER GAME			
John Quinlan	0.07	144th	6th

Q'S PROVIDING THE A'S

- ▶ Junior outfielder **JOHN QUINLAN** and freshman **MARK QUATRANI** have been one of Cornell's most reliable hitters since the beginning of Ivy League play against Princeton on March 22.
- ▶ Quinlan has hit for a .434 average over his last 23 games, going 46-of-106 with six doubles, two triples, four home runs, and 16 RBI.
- ▶ This season, Quinlan's .424 average (42-for-99) against Ancient Eight opposition ranked second in the Ivy League behind Penn's Wyatt Henseler (.438), who claimed this year's Blair Bat, awarded to the Ivy League's batting average leader in regular-season conference games.
- ▶ Quatrani, who batted .333 with seven home runs in Ivy League contests, hit the most home runs in regular-season conference games in program history, besting six-home run outputs produced by **RAUL GOMEZ** (2001), **BRIAN KAUFMAN** (2006) and **SAM KAPLAN** (2022).
- ▶ Quatrani's seven Ivy League home runs in conference contests ranked third behind Henseler (10) and Columbia's Sam Miller (8).
- ▶ Paired with his home runs, Quatrani's 30 RBI led all Ivy League batters in RBI while ranking sixth in EIBL / Ivy League history. The 30 ribbies by Quatrani are the most by a Cornell player in conference games in a single season, surpassing the previous mark of 29 initially set in 2006 by **BRIAN KAUFMAN**.

QUINLAN'S HOT BAT

- ▶ Junior outfielder **JOHN QUINLAN** enters this morning's game with a 1.73 hits per game average, ranking as the sixth-highest average among Division I hitters who have played at least 75 percent of their team's games.
- ▶ Rutgers' Joshua Kuroda-Grauer leads the nation with his 1.80 hits-per-game average, three points ahead of Georgia phenom Charlie Condon. The others in front of Quinlan include UTSA's Mason Lytle (1.77), Austin Peay's Clayton Gray (1.74), and Wright State's Sammy Sass (1.74).
- ▶ Harvard's Ben Rounds has the second-highest hits-per-game average by an Ivy League player (1.61), which ranks 28th nationally.

TOUGH TO SET DOWN

- ▶ Junior infielder **MAX JENSEN** enters today ranked as the 23rd-toughest batter to strikeout in Division I baseball, averaging a strikeout every 12.0 at-bats.
- ▶ Among Ivy League hitters, Jensen's average is 2.75 points better than Yale's Alec Atkinson (16 SO in 148 at-bats — 9.8 percent), who ranks 86th nationally.
- ▶ This season, Jensen has an Ivy League-leading 7.0 strikeout rate (11 strikeouts in 158 plate appearances) that ranks 22nd nationally. His 11 strikeouts are tied with East Tennessee State's Tommy Barth for the eighth-fewest by a Division I batter with at least two at-bats per game played.

LOOKING TO EXTEND THE STREAKS

- ▶ Senior catcher **NATHAN WAUGH** enters today riding a 38-game on-base streak, the longest by a Big Red player since **NATHAN FORD** concluded his Big Red career with a 42-game streak over the 2008 (last two games) and 2009 (40 games).
- ▶ During his on-base streak, which dates back to last season, Waugh is slashing .292/.417/.514 with eight doubles, eight home runs, 34 RBI, 39 runs, and 26 walks.
- ▶ Junior infielder **MAX JENSEN** owns a 14-game hit streak entering today's contest, marking the fourth Big Red player to register hits in at least 10 consecutive games played this season, joining Waugh (19 games), **CADEN WILDMAN** (11 games), and **MARK QUATRANI** (10 games).

WHEN IT RUNS, IT POURS

- ▶ Cornell has shown a knack for scoring runs in bundles this season, as 198 of its 239 runs have come in multi-run innings (82.8 percent of its run production).
- ▶ The Big Red has 59 multi-run innings this season and has logged at least one inning with two-plus runs in 29 of its 34 games (85.3 percent of games played). Two weekends ago, 21 of the Big Red's 23 runs against Brown came in multi-run frames (91.3 percent).

NCAA LEADERS

HITS PER GAME AVERAGES This Season (as of 5/16/24)

PLAYER	SCHOOL	HPG
Joshua Kuroda-Grauer	Rutgers	1.80
Clayton Gray	Austin Peay	1.78
Charlie Condon	Georgia	1.760
▶ John Quinlan	Cornell	1.759
Dean Ferrara	Fairfield	1.73
JT Marr	Penn State	1.72
Ben Watson	Virginia Tech	1.71
Jon Jon Gazdar	Austin Peay	1.69

IVY LEAGUE LEADERS

TOUGHEST TO STRIKE OUT This Season (as of 5/16/24)

PLAYER	SCHOOL	SO/AB
▶ Max Jensen	Cornell	12.0
Alec Atkinson	Yale	9.3
Nathan Cmeyla	Dartmouth	8.4

SERIES HISTORY



SERIES HISTORY

PRINCETON LEADS, 161-101-2

Ithaca, N.Y.	55-72-1
Princeton, N.J.	46-89-1
Neutral Sites	0-0
Under Dan Pepicelli	7-16

SCORING RECORDS

CORNELL	PRINCETON
Ithaca 23	Ithaca 19
COR, 23-3 (4/28/2000)	PRIN, 19-1 (4/25/2008)
Princeton 17	Princeton 22
PRIN, 20-17 (4/27/2001)	PRIN, 22-0 (5/27/1896)
Neutral Site N/A	Neutral Site N/A

RESULTS OF LAST 60 GAMES

DATE	SITE	SCORE
4/28/2007	Princeton, N.J.	L, 5-7 (7 inn.)
4/28/2007	Princeton, N.J.	L, 3-4
4/29/2007	Ithaca, N.Y.	L, 5-7 (7 inn.)
4/29/2007	Ithaca, N.Y.	W, 5-4 (12 inn.)
4/25/2008	Ithaca, N.Y.	W, 6-5 (9 inn.)
4/25/2008	Ithaca, N.Y.	L, 1-19
4/27/2008	Princeton, N.J.	L, 2-3 (7 inn.)
4/27/2008	Princeton, N.J.	L, 3-6
4/24/2009	Princeton, N.J.	L, 0-2 (7 inn.)
4/24/2009	Princeton, N.J.	W, 4-1
4/26/2009	Ithaca, N.Y.	L, 7-9 (7 inn.)
4/26/2009	Ithaca, N.Y.	W, 4-3
4/29/2009	Ithaca, N.Y.	W, 9-0
4/30/2010	Ithaca, N.Y.	W, 4-2 (9 inn.)
4/30/2010	Ithaca, N.Y.	W, 7-3
5/2/2010	Princeton, N.J.	L, 7-8 (7 inn.)
5/2/2010	Princeton, N.J.	W, 8-4
4/29/2011	Princeton, N.J.	W, 5-0 (7 inn.)
4/29/2011	Princeton, N.J.	L, 5-8
5/1/2011	Ithaca, N.Y.	L, 3-6 (7 inn.)
5/1/2011	Ithaca, N.Y.	L, 1-6
4/27/2012	Ithaca, N.Y.	L, 3-13 (7 inn.)
4/27/2012	Ithaca, N.Y.	L, 0-1
4/29/2012	Princeton, N.J.	L, 0-6 (7 inn.)
4/29/2012	Princeton, N.J.	W, 4-3 (12 inn.)
4/26/2013	Princeton, N.J.	W, 4-2 (7 inn.)
4/26/2013	Princeton, N.J.	W, 2-1
4/28/2013	Ithaca, N.Y.	L, 2-5 (10 inn.)
4/28/2013	Ithaca, N.Y.	L, 1-4
4/25/2014	Ithaca, N.Y.	W, 6-4 (7 inn.)
4/25/2014	Ithaca, N.Y.	W, 4-2
4/27/2014	Princeton, N.J.	W, 4-2 (14 inn.)
4/27/2014	Princeton, N.J.	L, 4-5
4/24/2015	Princeton, N.J.	L, 0-1 (7 inn.)
4/24/2015	Princeton, N.J.	W, 13-4
4/26/2015	Ithaca, N.Y.	W, 10-0 (7 inn.)
4/26/2015	Ithaca, N.Y.	W, 2-1
4/29/2016	Ithaca, N.Y.	L, 3-4 (8 inn.)
4/29/2016	Ithaca, N.Y.	L, 1-6
4/30/2016	Princeton, N.J.	W, 4-3 (7 inn.)
4/30/2016	Princeton, N.J.	L, 2-7
4/28/2017	Princeton, N.J.	L, 7-9 (7 inn.)
4/28/2017	Princeton, N.J.	L, 5-9
4/30/2017	Ithaca, N.Y.	W, 5-1 (7 inn.)
4/30/2017	Ithaca, N.Y.	W, 13-1
3/31/2018	Princeton, N.J.	W, 5-2
3/31/2018	Princeton, N.J.	L, 4-10
4/1/2018	Princeton, N.J.	L, 6-7
4/20/2019	Ithaca, N.Y.	L, 2-7
4/20/2019	Ithaca, N.Y.	W, 15-9
4/21/2019	Ithaca, N.Y.	L, 2-4
4/9/2022	Princeton, N.J.	L, 3-12
4/9/2022	Princeton, N.J.	W, 7-1
4/10/2022	Princeton, N.J.	L, 6-10
4/21/2023	Ithaca, N.Y.	L, 8-11
4/22/2023	Ithaca, N.Y.	L, 5-8
4/22/2023	Ithaca, N.Y.	L, 0-11 (7 inn.)
3/22/2024	Princeton, N.J.	L, 3-4 (10 inn.)
3/22/2024	Princeton, N.J.	L, 3-4
3/24/2024	Princeton, N.J.	W, 15-2

SCOUTING PRINCETON

► Princeton enters this weekend's Ivy League Tournament with a 17-24 overall record and went 12-9 in Ivy League play, concluding Ancient Eight play in second place. The Tigers dropped its last two regular-season contests against Columbia, 8-7 and 9-1, but has posted a 7-4 over its previous 11 games.

► Jake Koonin leads Princeton in numerous offensive categories, including batting average (.329), hits (49), slugging percentage (.537), OPS (.951), doubles (19), RBI (40), and stolen bases (11), while serving as one of four Tigers players to have played in all of the program's 41 games this season.

► Jake Bold (.306/.429/.463) joins Koonin as the only other Princeton player with a batting average north of .300 while boasting a team-leading .429 on-base percentage, drawing a team-best 31 walks. Kyle Vinci (.189/.266/.348) has hit a team-best seven home runs.

► Jacob Faulkner has an Ivy League-leading seven wins on the year to go along with his team-best 3.16 ERA after appearing in 19 games, one of which was a start. He has struck out 49 batters in 57 innings and issued just 11 walks while holding opponents to a .239 batting average.

135 YEARS, 221 MILES, 264 MEETINGS

► Today's meeting between Cornell and Princeton will be the 265th all-time contest between the Ivy League rivals, dating back to the inaugural game played on May 19, 1888, in Princeton, N.J. It will be the first-ever game between the programs played at a neutral site.

► Princeton owns the series lead over Cornell, 161-101-2, and has won 11 of the last 14 contests. Cornell snapped its six-game losing streak to the Tigers with a 15-2 victory this past March 24, preventing being swept in a three-game series at Clarke Field. The Big Red's 13-run victory was Cornell's largest over Princeton since posting a 23-3 win in the nightcap of an April 28, 2000 doubleheader at Hoy Field, Cornell's former on-campus facility of 101 years.

► May 17 is the first time Cornell and Princeton are playing in May since a May 1, 2011 doubleheader on Hoy Field. It is the latest that the Big Red and Tigers will face each other in precisely 55 years (May 17, 1969), when Princeton prevailed by a 5-3 score, also on Hoy Field.

CORNELL VS. PRINCETON

PLAYER	GP	GS	AB	R	H	2B	3B	HR	RBI	BB	HBP	SO	SF	SH	SB	AVG	OBP	SLG
Max Jensen	9	9	36	9	15	5	0	2	6	5	1	2	0	0	0	.417	.500	.722
Nathan Waugh	9	9	38	6	15	3	0	0	4	0	3	6	1	0	0	.395	.429	.474
Kevin Hager	2	2	8	0	3	0	0	0	0	0	0	2	0	0	0	.375	.375	.375
Braden Mack	2	2	8	2	3	2	0	0	3	0	0	1	0	0	0	.375	.375	.625
Caden Wildman	4	3	16	3	5	1	0	0	1	0	1	3	0	0	0	.313	.353	.375
John Quinlan	6	6	26	7	7	0	0	0	2	2	0	7	0	1	2	.269	.321	.269
Jakobi Davis	9	9	26	6	6	1	1	2	7	5	0	9	0	0	3	.231	.355	.577
Ryan Porter	6	6	18	3	3	0	0	0	3	3	2	5	0	0	4	.167	.348	.167
Luke Johnson	2	2	6	1	1	0	0	0	0	2	0	1	0	0	0	.167	.375	.167
Matt Barnhorst	9	9	34	2	5	1	0	1	3	2	0	11	1	1	0	.147	.189	.265
Mark Quatrani	2	2	8	2	1	0	0	1	3	1	1	1	0	0	0	.125	.300	.500
Owen Carlson	2	0	1	0	0	0	0	0	0	0	0	0	0	0	0	.000	.000	.000
Kyle Musser	2	0	0	0	0	0	0	0	0	0	0	0	0	0	0	.000	.000	.000
TJ Swidorski	1	1	3	1	0	0	0	0	0	2	0	0	0	0	0	.000	.400	.000
Matthew Walters	1	1	2	0	0	0	0	0	0	0	0	1	0	0	0	.000	.000	.000
TOTALS	66	61	230	42	64	13	1	6	32	22	8	49	2	2	9	.278	.359	.422

PLAYER	W-L	ERA	APP	GS	CG	SHO	SV	IP	H	R	ER	BB	SO	AVG	WP	HP	BK	SF	SH
Chris Ellison	0-0	0.00	2	0	0	0	0	3.1	3	0	0	2	2	.250	0	0	0	0	0
Beck Urofsky	0-0	0.00	1	0	0	0	0	3.0	4	1	0	2	4	.308	0	0	0	0	0
Nathaniel Jennewein	0-0	0.00	1	0	0	0	0	2.1	0	0	0	1	3	.000	0	1	0	0	0
Huxley Holcombe	0-1	3.00	1	0	0	0	0	3.0	1	1	1	1	2	.100	0	1	0	0	0
Carson Mayfield	0-1	3.86	2	1	0	0	0	11.2	8	8	5	2	13	.186	0	1	0	0	0
Braden Mack	0-1	3.86	2	0	0	0	0	4.2	7	7	2	1	6	.304	0	0	0	0	0
Noah Keller	0-1	5.40	2	2	0	0	0	10.0	11	6	6	6	12	.289	2	0	0	2	0
John Gerfen	0-0	6.75	2	0	0	0	0	1.1	3	1	1	0	2	.429	1	0	0	0	0
Ethan Hamill	1-1	6.94	2	2	0	0	0	11.2	13	9	9	4	9	.277	0	0	0	0	0
Will Long	0-0	9.00	1	0	0	0	0	1.0	2	1	1	1	0	.500	0	1	0	0	0
Ryan Porter	0-1	13.50	1	0	0	0	0	0.2	1	1	1	0	2	.250	1	0	1	0	0
Von Baker	0-0	20.77	3	1	0	0	0	4.1	4	10	10	6	7	.222	1	1	0	0	0
TOTALS	1-6	5.68	20	6	0	0	0	57	57	45	36	26	62		5	5	1	2	0

CORNELL VS. PRINCETON PITCHERS

PLAYER	VS. TOM CHMIELEWSKI (2024)								VS. TOM CHMIELEWSKI (CAREER)								VS. ANDREW D'ALESSIO (2024)								VS. ANDREW D'ALESSIO (CAREER)							
	AB	H	HR	RBI	AVG	OBP	SLG	OPS	AB	H	HR	RBI	AVG	OBP	SLG	OPS	AB	H	HR	RBI	AVG	OBP	SLG	OPS	AB	H	HR	RBI	AVG	OBP	SLG	OPS
Matt Barnhorst	—	—	—	—	—	—	—	—	5	1	0	0	.200	.200	.333	.533	1	0	0	0	.000	.000	.000	.000	5	0	0	0	.000	.167	.000	.167
Jakobi Davis	—	—	—	—	—	—	—	—	4	0	0	0	.000	.200	.000	.200	1	0	0	0	.000	.500	.000	.500	3	0	0	1	.000	.500	.000	.500
Kevin Hager	—	—	—	—	—	—	—	—	—	—	—	—	—	—	—	—	—	—	—	—	—	—	—	—	1	0	0	0	.000	.000	.000	.000
Max Jensen	—	—	—	—	—	—	—	—	6	0	0	0	.000	.000	.000	.000	2	2	0	0	1.000	1.000	1.000	2.000	7	4	0	1	.571	.625	.714	1.339
Luke Johnson	—	—	—	—	—	—	—	—	—	—	—	—	—	—	—	—	2	0	0	0	.000	.000	.000	.000	2	0	0	0	.000	.000	.000	.000
Ryan Porter	—	—	—	—	—	—	—	—	6	1	0	0	.167	.167	.167	.333	—	—	—	—	—	—	—	—	3	1	0	2	.333	.600	.333	.933
Mark Quatrani	—	—	—	—	—	—	—	—	—	—	—	—	—	—	—	—	0	0	0	0	.000	1.000	.000	1.000	0	0	0	0	.000	1.000	.000	1.000
John Quinlan	—	—	—	—	—	—	—	—	3	0	0	0	.000	.000	.000	.000	2	0	0	0	.000	.000	.000	.000	4	1	0	1	.250	.400	.250	.650
Matthew Walters	—	—	—	—	—	—	—	—	2	0	0	0	.000	.000	.000	.000	—	—	—	—	—	—	—	—	—	—	—	—	—	—	—	—
Nathan Waugh	—	—	—	—	—	—	—	—	5	3	0	1	.600	.800	.500	1.300	2	1	0	0	.500	.500	.500	1.000	8	6	0	1	.750	.750	.875	1.625
Caden Wildman	—	—	—	—	—	—	—	—	1	0	0	0	.000	.000	.000	.000	2	0	0	0	.000	.000	.000	.000	2	0	0	0	.000	.000	.000	.000

PLAYER	VS. SEAN EPISCOPE (2024)								VS. SEAN EPISCOPE (CAREER)								VS. JUSTIN KIM (2024)								VS. JUSTIN KIM (CAREER)							
	AB	H	HR	RBI	AVG	OBP	SLG	OPS	AB	H	HR	RBI	AVG	OBP	SLG	OPS	AB	H	HR	RBI	AVG	OBP	SLG	OPS	AB	H	HR	RBI	AVG	OBP	SLG	OPS
Matt Barnhorst	3	0	0	0	.000	.000	.000	.000	3	0	0	0	.000	.000	.000	.000	3	0	0	0	.000	.000	.000	.000	1	5	0	0	.200	.200	.400	.600
Jakobi Davis	1	0	0	0	.000	.500	.000	.500	1	0	0	0	.000	.500	.000	.500	3	1	0	0	.333	.333	.667	1.000	2	5	1	1	.400	.400	1.200	1.600
Kevin Hager	3	1	0	0	.333	.333	.333	.667	3	1	0	0	.333	.333	.333	.667	3	1	0	0	.333	.333	.333	.667	3	1	0	0	.333	.333	.333	.667
Max Jensen	2	2	0	1	1.000	1.000	1.000	2.000	2	2	0	1	1.000	1.000	1.000	2.000	3	1	1	1	.333	.500	1.333	1.833	4	1	1	1	.250	.500	1.000	1.500
Luke Johnson	2	0	0	0	.000	.000	.000	.000	2	0	0	0	.000	.000	.000	.000	2	1	0	0	.500	.667	.500	1.167	2	1	0	0	.500	.667	.500	1.167
Braden Mack	—	—	—	—	—	—	—	—	—	—	—	—	—	—	—	—	3	1	0	0	.333	.333	.333	.667	3	1	0	0	.333	.333	.333	.667
Ryan Porter	—	—	—	—	—	—	—	—	—	—	—	—	—	—	—	—	—	—	—	—	—	—	—	—	2	1	0	0	.500	.500	.500	1.000
Mark Quatrani	3	1	1	2	.333	.333	1.333	1.667	3	1	1	2	.333	.333	1.333	1.667	—	—	—	—	—	—	—	—	—	—	—	—	—	—	—	—
John Quinlan	2	0	0	0	.000	.000	.000	.000	2	0	0	0	.000	.000	.000	.000	4	1	0	1	.250	.250	.250	.500	6	2	0	1	.333	.333	.333	.667
Nathan Waugh	3	0	0	0	.000	.000	.000	.000	3	0	0	0	.000	.000	.000	.000	3	1	0	0	.333	.500	.333	.833	4	2	0	0	.500	.600	.500	1.100
Caden Wildman	3	2	0	0	.667	.667	.667	1.333	3	2	0	0	.667	.667	.667	1.333	3	0	0	0	.000	.000	.000	.000	3	0	0	0	.000	.000	.000	.000

PLAYER	VS. PATRICK JARVIS (2024)								VS. PATRICK JARVIS (CAREER)								VS. JASON RAMIREZ (2024)								VS. JASON RAMIREZ (CAREER)							
	AB	H	HR	RBI	AVG	OBP	SLG	OPS	AB	H	HR	RBI	AVG	OBP	SLG	OPS	AB	H	HR	RBI	AVG	OBP	SLG	OPS	AB	H	HR	RBI	AVG	OBP	SLG	OPS
Matt Barnhorst	—	—	—	—	—	—	—	—	—	—	—	—	—	—	—	—	1	0	0	0	.000	.000	.000	.000	3	0	0	0	.000	.000	.000	.000
Max Jensen	—	—	—	—	—	—	—	—	1	1	0	0	1.000	1.000	1.000	2.000	1	0	0	0	.000	.000	.000	.000	2	1	0	0	.500	.500	1.000	1.500
Braden Mack	—	—	—	—	—	—	—	—	—	—	—	—	—	—	—	—	1	0	0	0	.000	.000	.000	.000	1	0	0	0	.000	.000	.000	.000
Ryan Porter	—	—	—	—	—	—	—	—	—	—	—	—	—	—	—	—	—	—	—	—	—	—	—	—	2	0	0	0	.000	.000	.000	.000
Mark Quatrani	—	—	—	—	—	—	—	—	—	—	—	—	—	—	—	—	1	0	0	0	.000	.000	.000	.000	1	0	0	0	.000	.000	.000	.000
John Quinlan	—	—	—	—	—	—	—	—	—	—	—	—	—	—	—	—	1	0	0	0	.000	.000	.000	.000	1	0	0	0	.000	.000	.000	.000
TJ Swidorski	—	—	—	—	—	—	—	—	—	—	—	—	—	—	—	—	0	0	0	0	.000	1.000	.000	1.000	0	0	0	0	.000	1.000	.000	1.000
Nathan Waugh	—	—	—	—	—	—	—	—	0	0	0	0	.000	1.000	.000	1.000	1	0	0	0	.000	.000	.000	.000	2	1	0	0	.500	.500	.500	1.000
Caden Wildman	—	—	—	—	—	—	—	—	—	—	—	—	—	—	—	—	1	0	0	0	.000	.000	.000	.000	1	0	0	0	.000	.000	.000	.000

PLAYER	VS. CADEN SHAPIRO (2024)								VS. CADEN SHAPIRO (CAREER)								VS. WILL SWORD (2024)								VS. WILL SWORD (CAREER)							
	AB	H	HR	RBI	AVG	OBP	SLG	OPS	AB	H	HR	RBI	AVG	OBP	SLG	OPS	AB	H	HR	RBI	AVG	OBP	SLG	OPS	AB	H	HR	RBI	AVG	OBP	SLG	OPS
Matt Barnhorst	1	0	0	0	.000	.000	.000	.000	1	0	0	0	.000	.000	.000	.000	2	1	1	1	.500	.500	2.000	2.500	2	1	1	1	.500	.500	2.000	2.500
Jakobi Davis	1	1	1	4	1.000	1.000	4.000	5.000	1	1	1	4	1.000	1.000	4.000	5.000	3	1	0	0	.333	.333	.333	.667	3	1	0	0	.333	.333	.333	.667
Max Jensen	1	1	0	0	1.000	1.000	1.000	2.000	1	1	0	0	1.000	1.000	1.000	2.000	2	1	0	1	.500	.667	1.000	1.667	2	1	0	1	.500	.667	1.000	1.667
Braden Mack	1	1	0	2	1.000	1.000	2.000	3.000	1	1	0	2	1.000	1.000	2.000	3.000	2	0	0	0	.000	.000	.000	.000	2	0	0	0	.000	.000	.000	.000
Mark Quatrani	0	0	0	1	.000	1.000	.000	1.000	0	0	0	1	.000	1.000	.000	1.000	3	0	0	0	.000	.000	.000	.000	3	0	0	0	.000	.000	.000	.000
John Quinlan	1	1	0	0	1.000	1.000	1.000	2.000	1	1	0	0	1.000	1.000	1.000	2.000	3	2	0	0	.667	.667	.667	1.333	3	2	0	0	.667	.667	.667	1.333
TJ Swidorski	0	0	0	0	.000	1.000	.000	1.000	0	0	0	0	.000	1.000	.000	1.000	2	0	0	0	.000	.000	.000	.000	2	0	0	0	.000	.000	.000	.000
Nathan Waugh	1	0	0	0	.000	.000	.000	.000	1	0	0	0	.000	.000	.000	.000	3	1	0	2	.333	.333	.333	.667	3	1	0	2	.333	.333	.333	.667
Caden Wildman	0	0	0	0	.000	1.000	.000	1.000	0	0	0	0	.000	1.000	.000	1.000	3	2	0	1	.667	.667	1.000	1.667	3	2	0	1	.667	.667	1.000	1.667

2024 BIG RED HOME RUNS

PLAYER	HR	vL	vR	ROAD/		RUNNERS ON				OUTS			TIED		GO AHEAD	DIRECTION					TEAM W-L	LAST HR			
				HOME	NEUTRAL	0	1	2	3	0	1	2	GAME			LF	LC	CF	RC	RF		DATE	OPPONENT	PITCHER	AB SINCE
Matt Barnhorst	8	—	8	3	5	3	3	1	1	3	3	2	1	1		4	1	1	—	2	5-3	5/5/24	Brown	Gottam	3
Owen Carlson	1	—	1	—	1	1	—	—	—	—	1	—	—	—		—	—	—	1	—	1-0	5/1/24	Binghamton	Sajeski	3
Jakobi Davis	3	1	2	2	1	1	1	—	1	1	1	1	—	—		—	—	—	—	3	3-0	4/20/24	Yale	Richardson	21
Kevin Hager	2	—	2	1	1	1	—	1	—	1	—	1	—	—		1	1	—	—	—	2-0	4/14/24	Penn	Katz	27
Huxley Holcombe	—	—	—	—	—	—	—	—	—	—	—	—	—	—		—	—	—	—	—	—	—	—	—	—
William Jaun	—	—	—	—	—	—	—	—	—	—	—	—	—	—		—	—	—	—	—	—	—	—	—	—
Max Jensen	5	1	4	2	3	3	1	1	—	3	1	1	1	3		—	—	1	2	2	2-3	5/1/24	Binghamton	Tarsia	17
Luke Johnson	—	—	—	—	—	—	—	—	—	—	—	—	—	—		—	—	—	—	—	—	—	—	—	—
Braden Mack	1	1	—	1	—	—	—	—	1	—	1	—	—	1		1	—	—	—	—	1-0	3/30/24	Dartmouth	Milberg	42
Jackson Marko	—	—	—	—	—	—	—	—	—	—	—	—	—	—		—	—	—	—	—	—	—	—	—	—
Kyle Musser	1	—	1	—	1	—	—	1	—	—	—	1	—	1		—	1	—	—	—	1-0	4/16/24	Binghamton	Rosner	14
Ryan Porter	—	—	—	—	—	—	—	—	—	—	—	—	—	—		—	—	—	—	—	—	4/28/23	Penn	Zaffiro	34
Mark Quatrani	9	1	8	6	3	5	2	1	1	8	—	1	1	1		1	—	1	1	6	4-4	5/1/24	Binghamton	Dally	9
John Quinlan	5	—	5	3	2	3	2	—	—	1	3	1	—	1		—	—	—	1	4	5-0	4/20/24	Yale	Shaw	36
TJ Swidorski	—	—	—	—	—	—	—	—	—	—	—	—	—	—		—	—	—	—	—	—	2/25/23	JMU	Murphy	107
Beck Urofsky	—	—	—	—	—	—	—	—	—	—	—	—	—	—		—	—	—	—	—	—	—	—	—	—
Matthew Walters	—	—	—	—	—	—	—	—	—	—	—	—	—	—		—	—	—	—	—	—	—	—	—	—
Nathan Waugh	7	3	4	3	4	2	3	1	1	1	2	4	1	1		—	3	2	1	1	4-2	5/1/24	Binghamton	Griffin	14
Caden Wildman	4	—	4	1	3	1	1	—	2	1	1	2	1	—		1	1	1	1	—	3-0	4/13/24	Penn	Sarti	37

LEADOFF HR (0)

PLAYER (CAREER NO.) DATE / OPP

BACK-TO-BACK HR (3)

PLAYERS DATE / OPP

Quatrani / Barnhorst 3/30 (G2) vs. DAR

Barnhorst / Hager 3/30 (G2) vs. DAR

Davis / Quinlan 3/30 (G2) vs. DAR

2-HR GAMES (3)

PLAYER (CAREER NO.) DATE / OPP

Mark Quatrani (1) 3/30 (G2) vs. DAR

Caden Wildman (1) 4/13 (G2) at PENN

Nathan Waugh (1) 4/27 (G1) vs. COL

GRAND SLAMS (7)

PLAYER (CAREER NO.) DATE / OPP

Jakobi Davis (1) 3/24 at PRIN

Nathan Waugh (1) 3/30 (G1) vs. DAR

Braden Mack (1) 3/30 (G2) vs. DAR

Mark Quatrani (1) 3/30 (G2) vs. DAR

Caden Wildman (1) 4/13 (G2) at PENN

Caden Wildman (2) 4/13 (G2) at PENN

Matt Barnhorst (2) 4/20 (G1) vs. YALE

BIG RED MISCELLANEOUS BATTING

PLAYER	MULTI-HIT GAMES						MULTI-RBI GAMES						HIT STREAKS								HITS	
	2	3	4	5+	TOTAL	CAREER	2	3	4	5+	TOTAL	CAREER	5-9	10-14	15+	ACTIVE	2024 HIGH	CAREER HIGH	INFIELD	BUNT		
Matt Barnhorst	6	1	—	—	7	17	2	2	3	—	7	12	1	—	—	2	7, 4/13 - 4/27	7, 2024	—	—		
Owen Carlson	3	—	—	—	3	3	—	—	—	—	—	—	—	—	—	0	2, (2x), Last: 4/16 - 5/1	2, (2x), Last: 2024	—	1		
Jakobi Davis	5	1	—	—	6	14	1	—	1	—	2	8	—	—	—	0	5, 4/14 - 4/27	6, (2x), Last: 2023-24	1	1		
Kevin Hager	3	—	—	—	3	3	—	1	—	—	1	1	—	—	—	1	3, (2x), Last: 4/14 - 4/20	3, (2x), Last: 2024	2	—		
Huxley Holcombe	—	—	—	—	—	—	—	—	—	—	—	—	—	—	—	—	—	—	—	—		
William Jaun	—	—	—	—	—	—	—	—	—	—	—	—	—	—	—	2	2, 3/10 - 3/16	2, 2024	1	—		
Max Jensen	12	3	1	—	16	35	4	3	1	—	8	19	2	1	—	14	14, 4/13 - 5/1	14, 2024	4	1		
Luke Johnson	2	1	—	—	3	3	1	—	—	—	1	1	1	—	—	1	5, 4/13 - 4/20	5, 2024	4	1		
Braden Mack	2	1	—	—	3	4	2	1	1	—	4	4	1	—	—	2	8, 3/16 - 4/6	8, 2024	1	1		
Jackson Marko	—	—	—	—	—	—	—	—	—	—	—	—	—	—	—	—	—	—	—	—		
Kyle Musser	1	1	—	—	2	3	—	1	—	—	1	3	—	—	—	4	4, 5/1 - 5/4	4, (2x), Last: 2024	—	—		
Ryan Porter	1	—	—	—	1	12	1	—	—	—	1	9	—	—	—	0	2, 2/23 - 2/25	4, 2022-23	1	—		
Mark Quatrani	8	2	—	—	10	10	5	3	—	1	9	9	1	1	—	2	10, 4/6 - 4/27	10, 2024	2	—		
John Quinlan	8	4	3	—	15	23	5	—	—	—	5	6	2	—	—	4	9, 4/13 - 4/27	9, 2024	5	2		
TJ Swidorski	2	1	—	—	3	6	—	1	—	—	1	2	—	—	—	1	2, (4x), Last: 4/20 - 4/21	3, 2023	—	—		
Beck Urofsky	—	—	—	—	—	—	—	—	—	—	—	—	—	—	—	—	—	—	—	—		
Matthew Walters	—	—	—	—	—	—	—	—	—	—	—	—	—	—	—	—	—	—	—	—		
Nathan Waugh	9	1	—	—	10	27	3	2	1	1	7	17	2	1	1	2	15, 2/23 - 3/30	19, 2023-24	5	—		
Caden Wildman	3	4	—	—	7	7	2	1	—	1	4	4	2	1	—	0	11, 3/22 - 4/13	11, 2024	6	4		

Bold denotes active streak

BIG RED 2024 BATTING SPLITS

	AB	R	H	2B	3B	HR	RBI	BB	SO	AVG	OBP	SLG	OPS
Total	1219	239	350	48	7	46	220	125	309	.287	.375	.451	.826
Home	419	86	120	18	1	22	83	31	111	.286	.364	.492	.855
Away	800	153	230	30	6	24	137	94	198	.288	.381	.430	.811
Neutral	—	—	—	—	—	—	—	—	—	—	—	—	—
Day	1145	217	327	45	6	40	202	110	293	.286	.371	.440	.812
Night	74	22	23	3	1	6	18	15	16	.311	.424	.622	1.046
February	105	19	28	6	0	2	13	14	39	.267	.371	.381	.752
March	494	90	136	21	4	20	85	45	108	.275	.362	.455	.817
April	463	94	132	15	1	18	88	46	128	.285	.371	.438	.810
May	157	36	54	6	2	6	34	20	34	.344	.427	.522	.949

BIG RED LINEUP PRODUCTION

	AB	R	H	2B	3B	HR	RBI	BB	SO	AVG	OBP	SLG	OPS
1st	153	37	53	8	2	5	19	13	24	.346	.415	.523	.938
2nd	139	29	49	7	2	3	25	20	17	.353	.452	.496	.948
3rd	132	35	37	5	0	7	37	24	44	.280	.402	.477	.879
4th	144	26	39	3	0	6	23	7	37	.271	.344	.417	.761
5th	130	22	37	4	0	5	31	15	29	.285	.397	.431	.828
6th	141	27	45	6	0	8	39	10	40	.319	.377	.532	.909
7th	133	15	27	6	0	7	22	9	43	.203	.272	.406	.678
8th	130	22	31	5	2	2	9	10	35	.238	.313	.354	.667
9th	117	26	32	4	1	3	15	17	40	.274	.384	.402	.786

DAILY BATTING LOGS

PLAYER	4/13 (1) at PENN	4/13 (2) at PENN	4/14 at PENN	4/16 at BING	4/20 (1) vs. YALE	4/20 (2) vs. YALE	4/21 vs. YALE	4/27 (1) vs. COL	4/27 (2) vs. COL	4/28 vs. COL	5/1 at BING	5/4 (1) at BRWN	5/4 (2) at BRWN	5/5 at BRWN
Matt Barnhorst	ookk	1kwkc	ko1oo		kok4k	hk2o	oo2o	ed2k	1ko1	kkk		owoF	2ko4oo	k4koc
Owen Carlson		o		1dkoo							oo41k	k		
Jakobi Davis	wokk	ok	w11k1		ok1ow	keo4	k1kk	o1oh	wowk	kk	oo	ow3k	1oo1bw	oowo
Kevin Hager			4kkoo	c1kow		11okk		ckk		o1k		ooow		o1ok1
Max Jensen	1ooo1	e1ow1o	oo11w	o11ow	ook2w	o1o1o	koo1	4coo1	hok12	oo1o	4oF1hc	121wk	o1oo11	oo11w
Luke Johnson		wk1kwo	o11hk	ok1o	21oo1	koo1	ooko		1ock		e1okw			1okoo
Braden Mack	1ohbk							o1kk		okk		dko1	1oock	
Kyle Musser		w11		kcoo4	k			h	wco	k	1oFwok	1	k11ow1	o1ok
Ryan Porter										k				
Mark Quatrani	2ko1d	hok1wk	1wo11	1wk1w	ooo1o	oooh1	4hdw	oo4wo	ohdk	ooo	ok1d4	wowk	woow11	w1hk1
John Quinlan	wo1wo	oh3111	1oococ	o1ww4	21oe12	1W4Wo	o21oo	21c1c	kc1c1	ooko	wo2o3w	1kook	oo1obk1	k111o
TJ Swidorski	11ok	Fkckok			ook1o		1kk1		kohd		kokkw		k2o11o	
Nathan Waugh	wko1k	kkFcww	wokoh	woweo	okwk	1kkow	koow	w4ok4	kkkww	wohk	k24w2	koch	1kkeh1	oo1k1
Caden Wildman	kko1h	kk1k44	koko2	okdoo	kooh1	cook1	kk1c	1okkk	ok	ook	kkw	dbch	o	k

KEY: 1-Single, 2-Double, 3-Triple, 4-Home Run, o-Out, k-Strikeout, w-Walk, W-Int. Walk, h-Hit by Pitch, e-Reached on Error, b-Sac Bunt, F-Sac Fly, c-Fielder's Choice, d-Double Play;
NOTE: Shading denotes started game; read left-to-right for first-to-last AB.

BIG RED W-L RECORD BY LINEUP CARD

PLAYER	BATTING ORDER (STARTS)									BY POSITION (STARTS)								
	1ST	2ND	3RD	4TH	5TH	6TH	7TH	8TH	9TH	C	1B	2B	3B	SS	LF	CF	RF	DH
Matt Barnhorst	—	—	—	—	—	1-3	12-13	0-1	—	—	—	13-17	—	—	—	—	—	—
Owen Carlson	—	0-2	—	—	—	—	1-0	2-1	—	—	—	2-2	0-1	—	—	—	—	1-0
Jakobi Davis	—	—	—	—	—	0-2	1-0	0-1	13-14	—	—	—	—	—	—	14-17	—	—
Kevin Hager	—	—	—	—	—	3-2	1-1	4-5	0-1	—	—	—	—	8-9	—	—	—	—
William Jaun	—	—	—	0-4	1-0	—	—	—	—	—	1-2	—	—	—	—	—	—	0-2
Max Jensen	—	13-16	2-1	0-1	—	—	—	—	—	—	8-10	—	7-8	—	—	—	—	—
Luke Johnson	1-6	—	—	—	—	1-0	—	4-4	2-0	—	—	—	8-10	—	—	—	—	—
Braden Mack	—	—	—	1-0	5-5	1-6	—	—	—	0-1	6-7	—	—	—	—	—	—	1-3
Jackson Marko	—	—	—	—	—	—	—	—	—	—	—	—	—	—	—	—	—	—
Kyle Musser	—	2-1	—	—	—	2-0	—	—	—	—	—	—	—	—	3-1	—	—	1-0
Ryan Porter	0-1	—	—	—	1-4	—	—	0-1	—	—	—	—	—	—	1-4	—	0-2	—
Mark Quatrani	—	—	—	1-0	7-7	4-3	0-1	0-2	—	7-10	—	—	—	—	—	—	—	5-3
John Quinlan	14-12	—	—	—	—	—	—	—	0-3	—	—	—	—	—	11-14	—	3-1	—
TJ Swidorski	—	—	—	—	—	2-2	0-3	5-4	0-1	—	—	—	—	7-10	—	—	—	—
Beck Urofsky	—	—	—	—	—	—	—	—	—	—	—	—	—	—	—	—	—	—
Matthew Walters	—	—	—	—	—	—	—	—	—	—	—	—	—	—	—	—	—	—
Nathan Waugh	—	—	13-18	1-1	1-0	—	—	—	—	8-8	—	—	—	—	—	—	—	7-11
Caden Wildman	—	—	—	12-13	0-3	1-1	0-1	—	—	—	—	—	—	—	—	1-2	12-16	—

BIG RED STARTING PITCHER RUN SUPPORT

PLAYER	RUN		RUN SUPPORT		RUNS		RUNS		TEAM	QUALITY
	GS	SUPPORT	PER 9	IP	IN STARTS	PER START	W-L	STARTS		
Ethan Hamill	8	39	7.92		59	7.38	5-3	4		
Carson Mayfield	8	17	4.54		47	5.88	4-4	1		
Noah Keller	7	28	7.96		52	7.43	2-5	2		
William Jaun	5	14	6.87		22	4.40	1-4	0		
Huxley Holcombe	3	14	14.00		32	10.67	1-2	0		
Beck Urofsky	1	3	27.00		13	13.00	1-0	0		
Nathaniel Jennewein	1	1	4.50		9	9.00	1-0	0		
Von Baker	1	0	0.00		5	5.00	0-1	0		
TOTALS	34	116	7.44		239	7.03	15-19	7		

BIG RED 2024 PITCHING SPLITS

	W	L	SV	G	IP	H	R	ER	HR	BB	SO	ERA	AVG
Total	15	19	4	34	296.0	339	278	253	41	204	232	7.69	.291
Home	7	5	2	12	109.0	132	92	82	13	54	88	6.77	.308
Away	8	14	2	22	187.0	207	186	171	28	150	144	8.23	.280
Neutral	—	—	—	—	—	—	—	—	—	—	—	—	—
Day	13	19	4	32	278.0	327	264	240	39	185	213	7.77	.297
Night	2	0	0	2	180.0	12	14	13	2	19	19	6.50	.185
Starter	8	14	0	34	140.1	170	142	130	20	78	104	8.34	.298
Reliever	7	5	4	34	155.2	169	136	123	21	126	128	7.11	.284
February	1	2	1	3	25.0	30	25	21	8	24	19	7.56	.291
March	5	9	1	14	118.2	132	104	96	14	83	93	7.28	.282
April	7	6	1	13	117.0	141	114	104	15	69	93	8.00	.305
May	2	2	1	4	35.1	36	35	32	4	28	27	8.15	.271

RUNS BY INNING

	1	2	3	4	5	6	7	8	9	10	11	12	13	14	15	TOTAL
BIG RED	37	26	8	16	24	27	29	37	33	2	—	—	—	—	—	239
OPPONENTS	38	35	25	32	32	41	26	20	26	3	—	—	—	—	—	278
DIFFERENCE	-1	-9	-17	-16	-8	-14	+3	+17	+7	-1	—	—	—	—	—	-39

VICTORY MARGIN

	1	2	3	4	5	6	7	8	9	10	11	12	13	14	15+
BIG RED	3	3	—	—	1	3	3	—	—	—	—	—	1	—	1
OPPONENTS	4	1	4	3	—	—	—	1	1	1	—	1	1	—	2

BIG RED MULTI-RUN INNINGS

	TIMES	LAST TIME
2 Runs	18	5/5 at Brown (6th inning, 2 hits)
3 Runs	17	5/5 at Brown (4th inning, 3 hits; 9th inning, 3 hits)
4 Runs	15	5/4 (G2) at Brown (2nd inning, 6 hits; 8th inning, 5 hits)
5 Runs	5	4/13 (G2) at Penn (6th inning, 3 hits; 7th inning, 4 hits)
6 Runs	2	3/30 (G2) vs. Dartmouth (5th inning, 5 hits)
7 Runs	2	4/20 (G1) vs. Yale (8th inning, 5 hits)
8 Runs	0	—
9 Runs	0	—
10+ Runs	0	—

BOOTH FIELD



After spending over 100-plus years at Hoy Field, Cornell's legendary, and storied, on-campus field, the Cornell baseball team officially moved to Booth Field, the program's brand-new, \$17.5 million off-campus facility on Friday, April 21, 2023.

Booth Field is named in honor of former Cornell pitcher **RICH BOOTH** '82, who has shown "extraordinary leadership and generosity — much of it anonymous — over the last four decades."

The facility features many state-of-the-art amenities for the Cornell baseball team, including a 1500-square foot team room and lounge, 1500-square foot locker room, and a 7000-square foot indoor area for batting cages and pitching mounds. A nutrition station, Hall of Fame area, and a coaches room is included at the facility, which was completed this past summer.

BOOTH FIELD FIRSTS (ALL OCCURRED ON 4/7/23 UNLESS DENOTED)

GAME: Friday, April 21, 2023 (Princeton 11, Cornell 8)

CORNELL WIN: April 28, 2023 (Game 2)
Cornell 11, Penn 9

ATTENDANCE: 397

TIME OF GAME | TEMPERATURE: 2:21 | 84°F

FIRST PITCH: 3:33 p.m. by Spencer Edwards, Cornell;
fastball, ball

BATTER: Matt Scannell, Princeton (homered)

PLATE UMPIRE: Mike Lum

HIT: Home run by Matt Scannell, 1st inning, none on

RUN: Matt Scannell, Princeton (homered)

SINGLE: Brendan Cumming, Princeton, 1st inning

DOUBLE: Max Jensen, Cornell, 1st inning

TRIPLE: Jakobi Davis, Cornell, 2nd inning

FIRST RBI: Matt Scannell, Princeton, 1st inning (homered)

HOME RUN: Matt Scannell, Princeton,
(1st inning off Spencer Edwards)

TWO-RUN HOME RUN: Kyle Vinci, Princeton,
(4th inning off Spencer Edwards)

THREE-RUN HOME RUN: Kyle Vinci, Princeton,
(7th inning off Carson Mayfield)

GRAND SLAM: Kyle Vinci, Princeton, 4/8/23,
(7th inning off Von Baker)

PINCH-HIT HOME RUN: Never happened

INSIDE-THE-PARK HOME RUN: Never happened

WINNING PITCHER: Jackson Emus, Princeton (starter)

LOSING PITCHER: Spencer Edwards, Cornell (starter)

SAVE: Jacob Faulkner, Princeton

PUTOUT: Matt Barnhorst, Cornell (first out of 6-4-3 DP)

ASSIST: Ryan Porter, Cornell (GIDP to shortstop)

ERROR: Noah Granet, Princeton, fielding

CG SHUTOUT: Tom Chmielewski, Princeton, 4/8/23

9-INNING CG SHO: Has not happened

WALK: Cornell's John Quinlan by
Princeton's Jackson Emus, 1st inning

STRIKEOUT: Princeton's Kyle Vinci by
Cornell's Spencer Edwards, 1st inning

STOLEN BASE: Scott Bandura, Princeton, 4th inning

DOUBLE PLAY: Porter, Barnhorst, Jensen, Cornell, 1st inn.

TRIPLE PLAY: Has not happened

BALK: Noah Keller, Cornell, 3/30/24 (G2), vs. Dartmouth

ONE-HITTER: Has not happened

NO-HITTER: Has not happened

EXTRA-INNING GAME: 4/20/24 (G2) vs. Yale
(W, 10-9 — 10 inn.)



DAN PEPICELLI

9TH SEASON AT CORNELL

Years in Role: 9th Season as Head Coach

College: SUNY Cortland '90

Coaching Location: Dugout

DAN PEPICELLI was named the Ted Thoren Head Coach of Cornell Baseball on Aug. 10, 2015, and is currently in his ninth season at the helm of the Cornell baseball program.

Pepicelli's 97 wins as the Big Red's head coach stand as the fourth-most in program history, trailing **TED THOREN** (515), **TOM FORD** (264), and **BILL WALKENBACH** (130).

Under Pepicelli's tutelage, Cornell has produced 21 All-Ivy League selections — including five First Team and eight Second Team selections. Four Big Red players have also been selected in the Major League Baseball Amateur Draft.

Before his arrival on East Hill, Pepicelli spent six seasons at Clemson where he had three coaching titles during his six-year stay. The final three years with the Tigers were as the associate head coach.

He became the Tigers' first pitching coach to lead a staff to Omaha in his first season with the squad. That year, Clemson's pitching staff posted the first of four consecutive seasons with a sub-4.00 ERA. Pepicelli recruited and developed Matt Crownover, who earned freshman All-America accolades in 2013 and ACC Pitcher of the Year honors in 2015, and was instrumental in assembling *Baseball America's* ninth-ranked recruiting class in 2015. Ten Clemson pitchers were selected in the Major League Baseball Amateur Draft in Pepicelli's tenure at Clemson.

By joining the Big Red, Pepicelli returned home to upstate New York, where he previously had 11 years of head coaching experience at the Division III level between St. John Fisher and Hartwick.

After serving as an assistant coach for three seasons at Hartwick, Pepicelli was promoted to head coach for the 1999 season. Following his two-year tenure at Hartwick, Pepicelli was head coach and assistant athletic director at St. John Fisher for nine seasons (2001-09). Pepicelli was a two-time Empire 8 Coach of the Year (2001, 2007), with the latter coming when the Cardinals advanced to the NCAA Division III College World Series for the first time in program history.

Pepicelli's teams at St. John Fisher had winning records in each of his last seven seasons. His team garnered national recognition for sportsmanship in 2008 after a line-drive foul ball struck the opposing team's third-base coach in the head during the ninth inning of the play-in game of the 2008 ECAC Upstate Championship. Despite the fact the Cardinals were trailing, Pepicelli and the Cardinals elected to concede the game, ending any hope of clinching a berth an NCAA Tournament berth. The Committee on Sportsmanship and Ethical Conduct presented Pepicelli's team with the NCAA All-Divisions Sportsmanship Award.

Along with being the baseball coach at St. John Fisher, Pepicelli was the head strength and conditioning coach where he spent three years on the NCAA Competitive Safeguards Committee. He is a certified strength and conditioning specialist and is a member of the National Strength & Conditioning Association.

A native of Schenectady, N.Y., Pepicelli is married to the former Robyn Molloy, who played for and served as an assistant coach with the Syracuse women's soccer team. The couple has a daughter, Mia, and a son, Owen.

#24

PEPICELLI'S FILE

COACHING EXPERIENCE

1988	Mohawk Valley CC (Volunteer Assistant)
1996-98	Hartwick (Assistant Coach)
1999-2000	Hartwick (Head Coach)
2001-09	St. John Fisher (Head Coach)
2010	Clemson (Assistant Coach)
2011-12	Clemson (Assistant Head Coach)
2013-15	Clemson (Associate Head Coach)
2016-Pres.	Cornell (Head Coach)

PLAYING EXPERIENCE

1986-87	Mohawk Valley CC
1990	SUNY Cortland
1991	SUNY Oneonta

EDUCATION

SUNY Cortland

• B.S., Economics and Management Science, 1990

NCAA COACHING CAREER

SEASON	OVERALL	W-L%	CONF.	W-L%
HARTWICK (1999-2000)				
1999	9-22	.290	—	—
2000	12-18	.400	3-3	.500
TOTAL	21-40	.344	3-3	.500

ST. JOHN FISHER (2001-09)

2001	19-14	.576	6-2	.750
2002	15-19	.441	3-3	.500
2003	16-16	.500	4-4	.500
2004	27-14	.659	4-4	.500
2005	22-15	.595	5-3	.625
2006	26-15	.634	9-7	.563
2007	28-13	.683	7-5	.583
2008	25-14-2	.634	9-7	.563
2009	22-17	.564	8-8	.500
TOTAL	200-137-2	.593	55-43	.561

CORNELL (2016- PRES.)

2016	14-24	.368	7-13	.350
2017	21-17	.553	9-11	.450
2018	14-22-1	.392	9-12	.429
2019	14-24	.368	8-13	.381
2020	1-8	.111	—	—
2021	— NO SEASON (COVID-19 PANDEMIC) —			
2022	11-25	.306	5-16	.238
2023	9-26	.257	8-13	.381
2024	15-19	.441	11-10	.524
TOTAL	99-165-1	.375	57-88	.393
OVERALL	320-342-3	.483	115-134	.462



#14

TOM FORD

ASSOCIATE HEAD COACH
34TH SEASON AT CORNELL



#27

JOHN TOPPA

ASSISTANT COACH
2ND SEASON AT CORNELL



#44

JUSTIN DEVOID

VOLUNTEER ASSISTANT COACH
2ND SEASON AT CORNELL

INDIVIDUAL AND TEAM GAME HIGHS

INDIVIDUAL GAME HIGHS

BATTING

At-Bats	6, (9x), Last: M.Barnhorst, M.Jensen, J.Quinlan, & T.Swidorski, at Brown (5/4/24 - G2)
Runs Scored	4, (2x), Last: John Quinlan, at Penn (4/13/24 - G2)
Hits	4, (4x), Last: John Quinlan, vs. Yale (4/20/24 - G1)
Runs Batted In	8, Caden Wildman, at Penn (4/13/24 - G2)
Doubles	2, (5x), Last: Nathan Waugh, at Binghamton (5/1/24)
Triples	1, (7x), Last: Jakobi Davis, at Brown (5/4/24 - G1)
Home Runs	2, (3x), Last: Nathan Waugh, vs. Columbia (4/27/24 - G1)
Walks Drawn	3, Max Jensen, at Georgia Tech (2/23/24)
Strikeouts	4, Luke Johnson, at Georgetown (3/10/24 - G2)
Sacrifice Bunts	1, (14x), Last: John Quinlan & Jakobi Davis, at Brown (5/4/24 - G2)
Sacrifice Flies	1, (8x), Last: Matt Barnhorst, at Brown (5/4/24 - G1)
Stolen Bases	2, (2x), Last: Max Jensen, at Brown (5/5/24)
Hit by Pitches	2, (3x), Last: Mark Quatrani, vs. Harvard (4/6/24)
Caught Stealing	1, (13x), Last: J.Quinlan & M.Barnhorst, vs. Columbia (4/27/24 - G1)

PITCHING

Innings Pitched	7.0, Ethan Hamill, vs. Dartmouth (3/31/24)
Hits Allowed	8, (4x), Last: Noah Keller, vs. Columbia (4/27/24 - G1)
Runs Allowed	9, Carson Mayfield, at Georgetown (3/10/24 - G1)
Earned Runs	9, Carson Mayfield, at Georgetown (3/10/24 - G1)
Walks Issued	5, (4x), Last: Huxley Holcombe, vs. Yale (4/20/24 - G1)
Strikeouts	9, Noah Keller, at Princeton (3/22/24 - G2)
Doubles Allowed	3, (2x), Last: Huxley Holcombe, vs. Columbia (4/28/24)
Triples Allowed	1, (10x), Last: Huxley Holcombe, at Brown (5/4/24 - G2)
HR Allowed	3, (3x), Last: Huxley Holcombe, vs. Columbia (4/28/24)
Wild Pitches	2, (2x), Last: William Jaun, at Richmond (3/15/24)
Hit Batsmen	3, Von Baker, vs. Columbia (4/27/24 - G2)

FIELDING

Putouts	12, (5x), Last: Max Jensen, vs. Yale (4/21/24)
Assists	7, Max Jensen, vs. Dartmouth (3/31/24)
Errors	2, Nathan Waugh, at Georgia Tech (2/23/24)
Passed Balls	2, Nathan Waugh, at Richmond (3/15/24)

TEAM GAME HIGHS

BATTING

At-Bats	49, at Brown (5/4/24 - G2)
Runs Scored	18, at Penn (4/13/24 - G2)
Hits	20, at Brown (5/4/24 - G2)
Runs Batted In	17, (2x), Last: at Penn (4/13/24 - G2)
Doubles	4, (2x), Last: vs. Yale (4/20/24 - G1)
Triples	1, (7x), Last: at Brown (5/4/24 - G1)
Home Runs	7, vs. Dartmouth (3/30/24 - G2)
Walks Drawn	10, at Georgia Tech (2/25/24)
Strikeouts	15, at Penn (4/13/24 - G2)
Sacrifice Bunts	2, (2x), Last: at Brown (5/4/24 - G2)
Sacrifice Flies	2, (2x), Last: at Binghamton (5/1/24)
Stolen Bases	4, (3x), Last: at Brown (5/5/24)
Hit by Pitches	4, at Richmond (3/17/24)
Caught Stealing	2, (2x), Last: vs. Columbia (4/27/24 - G1)
Hit into Double Plays	4, at Georgetown (3/10/24 - G2)
Runners Left on Base	14, at Brown (5/4/24 - G2)

PITCHING

Innings Pitched	10.0, vs. Yale (4/20/24 - G1)
Hits Allowed	20, at Georgetown (3/10/24 - G1)
Runs Allowed	24, at Georgetown (3/10/24 - G1)
Earned Runs	21, at Georgetown (3/10/24 - G1)
Walks Issued	16, at Georgetown (3/10/24 - G1)
Strikeouts	13, at Princeton (3/22/24 - G2)
Doubles Allowed	6, at Georgia Tech (2/24/24)
Triples Allowed	2, at Georgetown (3/10/24 - G1)
Home Runs Allowed	5, vs. Columbia (4/27/24 - G1)
Wild Pitches	3, (3x), Last: at Binghamton (5/1/24)
Hit Batsmen	4, (3x), Last: at Brown (5/4/24 - G1)

FIELDING

Putouts	30, vs. Yale (4/20/24 - G1)
Assists	16, at Richmond (3/16/24)
Errors	3, (2x), Last: vs. Harvard (4/7/24 - G1)
Passed Balls	2, at Richmond (3/15/24)
Double Plays Turned	3, at Georgia Tech (2/25/24)

2024 CORNELL BASEBALL JERSEY TRACKER



GRAY

Home: 0-0
Road: 2-6
Neutral: 0-0



RED

Home: 5-2
Road: 3-2
Neutral: 0-0



BLACK

Home: 2-3
Road: 3-6
Neutral: 0-0

Date	Opponent	Result
2/23	at Georgia Tech	L, 6-9
3/1	at James Madison	L, 1-5
3/15	at Richmond	L, 4-8
3/22 (1)	at Princeton	L, 3-4 (10 inn.)
3/22 (2)	at Princeton	L, 3-4
4/13 (1)	at Penn	L, 5-6
4/13 (2)	at Penn	W, 18-11
5/1	at Binghamton	W, 13-7

Date	Opponent	Result
2/24	at Georgia Tech	L, 2-12
3/2	at James Madison	L, 5-8
3/16	at Richmond	W, 9-3
3/30 (1)	vs. Dartmouth	W, 7-5
3/30 (2)	vs. Dartmouth	W, 17-2
4/6	vs. Harvard	W, 5-4
4/16	at Binghamton	W, 9-7
4/20 (1)	vs. Yale	W, 10-9 (10 inn.)
4/20 (2)	vs. Yale	W, 8-2
4/27 (1)	vs. Columbia	L, 11-14
4/27 (2)	vs. Columbia	L, 2-14
5/5	at Brown	W, 9-4

Date	Opponent	Result
2/25	at Georgia Tech	W, 11-4
3/3	at James Madison	L, 5-7
3/10 (1)	at Georgetown	L, 6-24
3/10 (2)	at Georgetown	L, 0-20
3/17	at Richmond	L, 4-8
3/24	at Princeton	W, 15-2
3/31	vs. Dartmouth	W, 11-4
4/7 (1)	vs. Harvard	L, 6-14
4/7 (2)	vs. Harvard	W, 6-5
4/14	at Penn	W, 11-9
4/21	vs. Yale	L, 3-6
4/28	vs. Columbia	L, 0-13
5/4 (1)	at Brown	L, 2-11
5/4 (2)	at Brown	L, 12-13 (10 inn.)

A CORNELL TEAM SCORED...

10+ Runs in a Game	12, at Brown (5/4/24 - G2 - L, 12-13 - 10 inn.)
15+ Runs in a Game	18, at Penn (4/13/24 - G2 - W, 18-11)
20+ Runs in a Game	27, at Towson (4/5/17 - W, 27-14)
25+ Runs in a Game	27, at Towson (4/5/17 - W, 27-14)
5+ Runs in an Inning	7, vs. Yale (4/20/24 - G1 - B8 - W, 10-9 - 10 inn.)
6+ Runs in an Inning	7, vs. Yale (4/20/24 - G1 - B8 - W, 10-9 - 10 inn.)
7+ Runs in an Inning	7, vs. Yale (4/20/24 - G1 - B8 - W, 10-9 - 10 inn.)
8+ Runs in an Inning	8, vs. Yale (4/2/22 - G2 - B7 - W, 12-9)
9+ Runs in an Inning	12, at Harvard (4/10/11 - G2 - T2 - W, 18-5)
10+ Runs in an Inning	12, at Harvard (4/10/11 - G2 - T2 - W, 18-5)
10+ Runs in Consecutive Games	18, at Penn (4/13/24 - G2 - W, 18-11) 11, at Penn (4/14/24 - W, 11-9)
10+ Runs in 3+ Straight Games	15, at James Madison (3/15/14 - G1 - L, 15-16) 17, at James Madison (3/15/14 - G2 - W, 17-8) 14, at James Madison (3/16/14 - W, 14-8 - 10 inn.)
10+ Runs in 4+ Straight Games	16, at Virginia (4/7/1902 - W, 16-10) 10, at Navy (4/9/1902 - W, 10-6) 11, vs. Rochester (4/12/1902 - W, 11-1) 12, vs. Niagara (4/19/1902 - W, 12-4) 10, vs. Columbia (4/26/1902 - W, 10-7)

A CORNELL TEAM RECORDED...

15+ Hits in a Game	20, at Brown (5/4/24 - G2 - L, 12-13 - 10 inn.)
20+ Hits in a Game	20, at Brown (5/4/24 - G2 - L, 12-13 - 10 inn.)
25+ Hits in a Game	28, at Towson (4/5/17 - W, 27-14)
5+ Doubles in a Game	6, at Columbia (4/2/23 - G2 - W, 13-8)
6+ Doubles in a Game	6, at Columbia (4/2/23 - G2 - W, 13-8)
7+ Doubles in a Game	7, at George Mason (3/12/17 - W, 9-3)
8+ Doubles in a Game	9, at James Madison (3/15/14 - G1 - L, 15-16)
9+ Doubles in a Game	9, at James Madison (3/15/14 - G1 - L, 15-16)
2+ Triples in a Game	3, vs. Dartmouth (4/23/22 - G1 - W, 12-7)
3+ Triples in a Game	3, vs. Dartmouth (4/23/22 - G1 - W, 12-7)
4+ Triples in a Game	4, at Bucknell (3/4/00 - G2 - W, 8-6)
3+ Home Runs in a Game	4, at Binghamton (5/1/24 - W, 13-7)
4+ Home Runs in a Game	4, at Binghamton (5/1/24 - W, 13-7)
5+ Home Runs in a Game	7, vs. Dartmouth (3/30/24 - G2 - W, 17-2)
6+ Home Runs in a Game	7, vs. Dartmouth (3/30/24 - G2 - W, 17-2)
7+ Home Runs in a Game	7, vs. Dartmouth (3/30/24 - G2 - W, 17-2)
Leadoff Home Run	Adam Saks, at Harvard (4/13/19 - G2 - L, 1-7)
Back-to-Back Home Runs	Mark Quatrani (4-run) & Matt Barnhorst (solo) — B5, Matt Barnhorst (solo) & Kevin Hager (solo) — B5, & Jakobi Davis (solo) & John Quinlan (solo) — B7, vs. Dartmouth (3/30/24 - G2 - W, 17-2)
Back-to-Back-to-Back HRs	M.Quatrani (4-run), M.Barnhorst & K.Hager (solo), vs. Dartmouth (3/30/24 - G2 - W, 17-2)
Two Grand Slams in a Game	Caden Wildman, at Penn (4/13/24 - G2 - W, 18-11)
Drew 10+ Walks in a Game	10, at Georgia Tech (2/23/24 - L, 6-9)
Drew 15+ Walks in a Game	16, at Bucknell (5/1/96 - G1 - W, 18-3)
Hit by 3+ Pitches in a Game	3, vs. Columbia (4/27/24 - G2 - L, 2-14)
Hit by 4+ Pitches in a Game	4, at Richmond (3/17/24 - L, 4-8)
Hit by 5+ Pitches in a Game	5, at Yale (4/5/14 - G2 - W, 6-4)
Hit by 6+ Pitches in a Game	7, at Penn (4/15/06 - G2 - W, 23-10)
Hit by 7+ Pitches in a Game	7, at Penn (4/15/06 - G2 - W, 23-10)
4+ Stolen Bases in a Game	4, at Brown (5/5/24 - W, 9-4)
5+ Stolen Bases in a Game	5, vs. Princeton (4/22/23 - G1 - L, 5-8)
6+ Stolen Bases in a Game	7, at Coppin State (3/5/22 - G2 - W, 14-5)
7+ Stolen Bases in a Game	7, at Coppin State (3/5/22 - G2 - W, 14-5)
8+ Stolen Bases in a Game	9, at George Washington (3/9/14 - G2 - W, 8-1)
9+ Stolen Bases in a Game	9, at George Washington (3/9/14 - G2 - W, 8-1)
10+ Stolen Bases in a Game	10, vs. Sampson Air Force Base (6/2/52 - W, 8-3)

A CORNELL PITCHING STAFF...

Threw a No-Hitter	Connor Kaufmann, vs. Dartmouth (4/1/12 — W, 2-0)
Threw a Combined No-Hitter	Kerry Brooks (3 inn.), Rob Wilson (3 inn.), & Doug Petillo (1 inn.), vs. Rochester (4/5/89 - G1 - W, 2-1)
Threw a Perfect Game	Gary Gronowski, vs. Oneonta (5/11/76 — W, 1-0)
Shutout Opponent	at Brown (5/7/22 - G2 - W, 3-0)
Shutout Ivy League Opponent	at Brown (5/7/22 - G2 - W, 3-0)
Posted Consecutive Shutouts	vs. Oneonta (5/2/86 - G1 - W, 4-0) vs. Oneonta (5/2/86 - G2 - W, 5-0)
Struck out 10+ Batters	11, vs. Columbia (4/27/24 - G2 - L, 2-14)
Struck out 11+ Batters	11, vs. Columbia (4/27/24 - G2 - L, 2-14)
Struck out 12+ Batters	12, at Binghamton (4/16/24 - W, 9-7)
Struck out 13+ Batters	13, at Princeton (3/22/24 - G2 - L, 3-4)
Struck out 14+ Batters	14, vs. Niagara (2/29/20 - G2 - L, 6-8)
Struck out 15+ Batters	15, vs. Canisius (4/4/18 - W, 6-5)
Struck out 16+ Batters	18, at Princeton (4/29/09 - W, 9-0)
Struck out 17+ Batters	18, at Princeton (4/29/09 - W, 9-0)
Struck out 18+ Batters	18, at Princeton (4/29/09 - W, 9-0)

A CORNELL TEAM ALLOWED...

10+ Runs in a Game	13, at Brown (5/4/24 - G2 - L, 12-13 - 10 inn.)
15+ Runs in a Game	20, at Georgetown (3/10/24 - G2 - L, 0-20)
20+ Runs in a Game	20, at Georgetown (3/10/24 - G2 - L, 0-20)
25+ Runs in a Game	31, at UC Santa Barbara (3/25/04 - L, 3-31)
5+ Runs in an Inning	7, at Binghamton (4/16/24 - B6 - W, 9-7)
6+ Runs in an Inning	7, at Binghamton (4/16/24 - B6 - W, 9-7)
7+ Runs in an Inning	7, at Binghamton (4/16/24 - B6 - W, 9-7)
8+ Runs in an Inning	16, at Georgetown (3/10/24 - G1 - B2 - L, 6-24)
9+ Runs in an Inning	16, at Georgetown (3/10/24 - G1 - B2 - L, 6-24)
10+ Runs in an Inning	16, at Georgetown (3/10/24 - G1 - B2 - L, 6-24)

A CORNELL TEAM DEFENSIVELY...

Committed 5+ Errors	6, vs. Binghamton (4/20/22 - W, 10-9 - 10 inn.)
Committed 6+ Errors	6, vs. Binghamton (4/20/22 - W, 10-9 - 10 inn.)
Committed 7+ Errors	7, at Le Moyne (4/15/97 - L, 8-14)
Committed 8+ Errors	8, at Pacific (3/20/96 - L, 7-18)
Committed 9+ Errors	10, vs. Le Moyne (4/8/92 - G1 - L, 3-19)
Committed 10+ Errors	10, vs. Le Moyne (4/8/92 - G1 - L, 3-19)
Turned 3+ Double Plays	3, at Georgia Tech (2/25/24 - W, 11-4)
Turned 4+ Double Plays	4, vs. Penn (4/24/11 - G2 - L, 2-10)
No Errors in 3+ Straight Games	3 games (3/22/24 - 3/24/24)
No Errors in 4+ Straight Games	4 games (5/3/22 - 5/8/22)

A CORNELL TEAM...

Game End in a Tie	vs. Binghamton (4/10/18 - T, 9-9 - 9.5 inn. - darkness)
Played an Extra-Inning Game	vs. Yale (4/20/24 - G1 - W, 10-9 - 10 inn.)
Played a Top-25 Team	at #5 Wake Forest (3/5/23 - L, 3-10)
Swept Doubleheader	vs. Yale (4/20/24 - W, 10-9 - 10 inn.; W, 8-2)
Swept 3-Game Series	vs. Dartmouth (3/30/24 - 3/31/24)
Swept 3-Game Ivy Series	vs. Dartmouth (3/30/24 - 3/31/24)
Swept 4-Game Series	at Maryland Eastern Shore (3/2/12 - 3/4/12)
Swept 4-Game Ivy Series	vs. Penn (4/23/05 - 4/24/05)
Swept in Doubleheader	at Brown (5/4/24 - L, 2-11; L, 12-13 - 10 inn.)
Swept in 3-Game Series	vs. Columbia (4/27/24 - 4/28/24)
Swept in 3-Game Ivy Series	vs. Columbia (4/27/24 - 4/28/24)
Swept in 4-Game Series	at Columbia (4/18/15 - 4/19/15)
Swept in 4-Game Ivy Series	at Columbia (4/18/15 - 4/19/15)

Bold denotes occurred during 2024 season

A CORNELL INDIVIDUAL...

Scored 4+ Runs in a Game	4, John Quinlan, at Penn (4/13/24 - G2 - W, 18-11)
Scored 5+ Runs in a Game	5, Will Simoneit, at Towson (4/5/17 - W, 24-17)
Recorded 4+ Hits in a Game	4, John Quinlan, vs. Yale (4/20/24 - G1 - W, 10-9 - 10 inn.)
Recorded 5+ Hits in a Game	5, Will Simoneit, at Army (4/3/19 - W, 4-1)
Recorded 6+ Hits in a Game	6, Trey Baur, at Towson (4/5/17 - W, 24-17)
Recorded 2+ Doubles in a Game	2, Nathan Waugh, at Binghamton (5/1/24 - W, 13-7)
Recorded 3+ Doubles in a Game	3, Max Jensen, vs. Yale (4/2/22 - G2 - W, 12-9)
Recorded 2+ Triples in a Game	2, Sam Kaplan, vs. Dartmouth (4/23/22 - G1 - W, 12-7)
Recorded 3+ Triples in a Game	3, Steve Caputi, vs. Cortland (4/30/79 - W, 15-11)
Had a Multi-Home Run Game	2, Nathan Waugh, vs. Columbia (4/27/24 - G1 - L, 11-14)
Had a 3-Home Run Game	3, Dale Wickham, vs. Princeton (4/30/16 - W, 4-3)
Hit a Grand Slam	Matt Barnhorst, vs. Yale (4/20/24 - G1 - W, 10-9 - 10 inn.)
Hit 2 Grand Slams in a Game	Caden Wildman, at Penn (4/13/24 - G2 - W, 18-11)
Recorded 5+ RBI in a Game	5, Nathan Waugh, vs. Columbia (4/27/24 - G1 - L, 11-14)
Recorded 6+ RBI in a Game	8, Caden Wildman, at Penn (4/13/24 - G2 - W, 18-11)
Recorded 7+ RBI in a Game	8, Caden Wildman, at Penn (4/13/24 - G2 - W, 18-11)
Recorded 8+ RBI in a Game	8, Caden Wildman, at Penn (4/13/24 - G2 - W, 18-11)
Drew 3+ Walks in a Game	3, Max Jensen, at Georgia Tech (2/23/24 - L, 6-9)
Drew 4+ Walks in a Game	4, Justin Taylor, at Baylor (2/23/19 - L, 3-10)
Drew 5+ Walks in a Game	5, Steve Caputi, at Hawai'i-Hilo (3/21/79 - W, 9-8)
Stole 2+ Bases in a Game	2, Max Jensen, at Brown (5/5/24 - W, 9-4)
Stole 3+ Bases in a Game	3, Ryan Porter, vs. Princeton (4/22/23 - G1 - L, 5-8)
Stole 4+ Bases in a Game	6, Tom D'Alessandro, at George Washington (3/9/14 - G2 - W, 8-1)
Stole 5+ Bases in a Game	6, Tom D'Alessandro, at George Washington (3/9/14 - G2 - W, 8-1)
Stole 6+ Bases in a Game	6, Tom D'Alessandro, at George Washington (3/9/14 - G2 - W, 8-1)
Hit by 2+ Pitches in a Game	2, Mark Quatrani, vs. Harvard (4/6/24 - W, 6-5)
Hit by 3+ Pitches in a Game	3, Mickey Brodsky, vs. Harvard (4/8/08 - G2 - L, 1-2)
Recorded Walk-Off Win	John Quinlan (two-run double), vs. Yale (4/20/24 - W, 10-9 - 10 inn.)
Recorded Walk-Off Win on Batted Ball	John Quinlan (two-run double), vs. Yale (4/20/24 - W, 10-9 - 10 inn.)
Recorded Walk-Off Win on Hit	John Quinlan (two-run double), vs. Yale (4/20/24 - W, 10-9 - 10 inn.)
Recorded Walk-Off Home Run	Will Simoneit (3-run), vs. Penn (4/28/19 - W, 8-7)
Recorded 10-Game Hit Streak	14 games, Max Jensen (2024 - active)
Recorded 15-Game Hit Streak	19 games, Nathan Waugh (2023-24)
Recorded 15-Game On-Base Streak	38 games, Nathan Waugh (2023-24 - active) 19 games, Jakobi Davis (2023-24)
Recorded 20-Game On-Base Streak	38 games, Nathan Waugh (2023-24 - active)
Recorded 30-Game On-Base Streak	38 games, Nathan Waugh (2023-24 - active)
Recorded 40-Game On-Base Streak	42 games, Nathan Ford (2008-09)

A CORNELL PITCHER...

Threw 7-Inning No-Hitter	Connor Kaufmann, vs. Dartmouth (4/1/12 - W, 2-0)
Threw 9-Inning No-Hitter	Larry Rafalski, vs. Hartwick (4/25/68 - W, 7-0)
Threw Perfect Game	Gary Gronowski, vs. Oneonta (5/11/76 - W, 1-0) - 7-inning game
Threw 7-Inning Complete Game	Tim Willittes, vs. Penn (4/22/17 - G1 - L, 0-5)
Threw 7-Inning Complete Game Shutout	Brian McAfee, vs. Princeton (4/26/15 - G1 - W, 10-0)
Threw 9-Inning Complete Game	Luke Yacinich, at Brown (5/7/22 - G1 - W, 3-0) - 111 pitches
Threw 9-Inning Complete Game Shutout	Luke Yacinich, at Brown (5/7/22 - G1 - W, 3-0) - 111 pitches
Pitched 3+ Scoreless Innings of Relief	Ryan Porter (3.0 IP), vs. Yale (4/20/24 - G2 - W, 8-2) - 47 pitches
Pitched 3+ Hitless Innings of Relief	Spencer Edwards (3.0 IP), at VCU (3/11/22 - L, 5-10) - 48 pitches
Pitched 4+ Scoreless Innings of Relief	Huxley Holcombe (5.0 IP), vs. Harvard (4/6/24 - W, 6-5) - 64 pitches
Pitched 5+ Scoreless Innings of Relief	Huxley Holcombe (5.0 IP), vs. Harvard (4/6/24 - W, 6-5) - 64 pitches
Struck out 10+ Batters	10, Justin Lewis, at Navy (3/4/17 - G2 - L, 7-8)
Struck out 11+ Batters	13, Tim Willittes, at Bucknell (3/19/16 - G2 - W, 5-2)
Struck out 12+ Batters	13, Tim Willittes, at Bucknell (3/19/16 - G2 - W, 5-2)
Struck out 13+ Batters	13, Tim Willittes, at Bucknell (3/19/16 - G2 - W, 5-2)
Struck out 14+ Batters	15, Chris Schutt, at Columbia (4/19/03)
Struck out 15+ Batters	15, Chris Schutt, at Columbia (4/19/03)

Bold denotes occurred during 2024 season

BIG RED TRENDS

CATEGORY	2024	UNDER PEPICELLI
Overall	15-19	99-165-1
Ivy League Opponents	11-10	57-88
Non-Conference Opponents	4-9	42-77-1
vs. Power 5 Opponent	1-2	3-23
vs. Non-Power 5 Opponent	3-7	39-54-1
Home	7-5	34-49-1
Away	8-14	60-110
Neutral	0-0	5-6
Day Games (before 5 p.m.)	13-19	94-158-1
Night Games (5 p.m. or later)	2-0	5-7
February	1-2	1-19
March	5-9	35-60
April	7-6	51-74-1
May	2-2	12-12
Scoring 0-2 Runs	0-6	7-73
Scoring 3-5 Runs	1-8	24-61-1
Scoring 6-9 Runs	6-3	35-28
Scoring 10-Plus Runs	8-2	33-3
Allowing 0-2 Runs	3-0	35-8
Allowing 3-5 Runs	7-3	38-35-1
Allowing 6-9 Runs	4-7	23-65
Allowing 10-Plus Runs	1-9	3-57
Leading after Six Innings	11-2	74-12
Trailing after Six Innings	3-17	20-142
Tied after Six Innings	1-0	5-11-1
Leading after Seven Innings	11-1	67-7
Trailing after Seven Innings	4-18	15-131
Tied after Seven Innings	0-0	6-8-1
Leading after Eight Innings	13-1	72-4
Trailing after Eight Innings	2-17	7-134
Tied after Eight Innings	0-1	7-8-1
Big Red with No Home Runs	0-9	36-106
Big Red Hit a Home Run	15-10	63-59-1
Hits One Home Run	6-9	38-49-1
Hits Multiple Home Runs	9-1	25-10
Big Red Are Errorless	6-7	37-42
Big Red Has an Error	9-12	62-123-1
Commits One Error	8-7	36-47-1
Commits Multiple Errors	1-5	26-76
Out-hit Opponent	13-5	79-22
Out-hit by Opponent	2-13	15-134-1
Hits are Equal	0-1	5-9
Big Red Scores First	9-6	61-53-1
Opponent Scores First	6-13	38-112
Extra-Inning Games	1-2	7-11-1
One-Run Games	3-4	25-35
Two-Run Games	3-1	19-22
Five-Plus-Run Games	9-7	30-75
Shutouts	0-2	6-20

SINGLE-SEASON BATTING RECORDS

BATTING AVERAGE

BATTING AVG.	SEASON
1. .309	1981
2. .308	1982
3. .308	1984
4. .306	1991
5. .300	1979
6. .297	1977
7. .297	2009
8. .295	2017
9. .292	1995
10. .288	1998
12. .287	2024

SLUGGING PERCENTAGE

SLG	SEASON
1. .456	1982
2. .451	2024
3. .449	1981
4. .445	1984
5. .444	2009
6. .440	2001
7. .437	2010
8. .432	1985
9. .431	1995
10. .430	1999

ON-BASE PERCENTAGE

OBP	SEASON
1. .414	1991
2. .405	1981
3. .402	1984
4. .396	1982
5. .391	1998
6. .388	1992
7. .387	1979
8. .384	1985
9. .381	1997
10. .378	1988
15. .375	2024

MOST GAMES PLAYED

GAMES	SEASON
1. 49	1986
49	2012
3. 47	1978
47	1985
47	1988
6. 45	2002
7. 44	1977
44	1980
44	1995
44	1990
44	1996

MOST RUNS SCORED

RUNS	SEASON
1. 279	1984
279	2012
3. 265	1977
4. 260	1991
5. 258	1981
258	1982
7. 254	1985
8. 250	1978
9. 243	1980
10. 240	2002
11. 239	2024

MOST HITS

HITS	SEASON
1. 453	2012
2. 416	1977
3. 402	1978
4. 389	2009
5. 385	1985
6. 377	1981
377	1984
8. 374	1986
9. 373	2017
10. 370	1980
T17. 350	2024

MOST DOUBLES

DOUBLES	SEASON
1. 83	2010
83	2012
3. 80	2017
4. 78	1998
78	2000
6. 76	2002
7. 73	1984
8. 72	2008
9. 70	1985
10. 68	2015

MOST TRIPLES

TRIPLES	SEASON
1. 23	1985
2. 20	1977
20	1981
4. 18	1967
5. 17	1976
17	1986
17	2001
8. 16	1982
9. 15	1958
15	1979
15	2007
15	2022

MOST HOME RUNS

HOME RUNS	SEASON
1. 46	2024
2. 38	2009
3. 35	1999
4. 34	2001
5. 33	2022
6. 30	1995
30	2010
30	2023
9. 29	1997
29	2012

MOST RBI

RBI	SEASON
1. 250	2012
2. 240	1984
3. 234	1981
4. 223	1991
5. 220	2024
6. 217	1982
7. 216	1977
216	1985
9. 209	2009
10. 208	1978

MOST TOTAL BASES

TB	SEASON
1. 651	2012
2. 581	2009
3. 579	1985
4. 566	1977
5. 552	2002
6. 550	2024
7. 548	1981
8. 545	1984
9. 538	1982
538	2012

MOST WALKS

WALKS	SEASON
1. 217	1988
2. 204	1971
3. 197	1991
4. 194	1985
5. 185	1980
185	1996
7. 181	1981
8. 179	1970
9. 176	1984
10. 175	2012

MOST TIMES HIT BY PITCH

HIT BY PITCH	SEASON
1. 58	2006
2. 56	2012
3. 54	2010
4. 51	2024
5. 42	2008
42	2009
7. 41	2002
41	2018
9. 37	1991
37	2005
37	2011
37	2013

MOST STRIKEOUTS

STRIKEOUTS	SEASON
1. 411	2022
2. 349	2023
3. 315	2012
4. 309	2024
5. 303	2018
6. 298	2002
7. 293	2011
8. 285	2019
9. 283	2005
10. 273	2000

MOST STOLEN BASES

STOLEN BASES	SEASON
1. 81	1978
2. 73	1996
3. 63	1967
63	1986
5. 62	2005
62	2013
7. 56	1952
8. 55	1977
55	2012
10. 54	1985

SINGLE-SEASON PITCHING / FIELDING RECORDS

EARNED RUN AVERAGE

ERA	SEASON
1. 1.34	1959
2. 1.77	1957
3. 2.00	1953
4. 2.05	1966
5. 2.18	1967
6. 2.23	1965
7. 2.25	1973
8. 2.42	1958
9. 2.50	1964
10. 2.55	1972

WINS

WINS	SEASON
1. 31	2012
2. 29	1977
3. 26	1982
26	1984
26	1978
6. 23	1980
23	1991
23	2013
9. 22	1971
22	1979
22	1981
22	1986

STRIKEOUTS

STRIKEOUTS	SEASON
1. 277	1973
277	2003
3. 261	2002
4. 260	2015
5. 257	2004
6. 254	2009
7. 249	2012
249	2019
9. 243	1979
10. 242	2018
T15. 232	2024

STRIKEOUTS / 9 INNINGS

SO/9 INN.	SEASON
1. 9.48	2020
2. 9.09	1958
3. 9.02	1973
4. 8.93	1957
5. 8.62	1967
6. 8.18	2003
7. 8.09	1998
8. 8.02	1968
9. 7.97	1974
10. 7.74	1966
17. 7.05	2024

WALKS ISSUED

WALKS	SEASON
1. 231	2022
2. 205	2023
3. 204	2024
4. 197	1978
5. 181	1980
181	1987
7. 180	1998
8. 177	1993
9. 171	1994
10. 170	1988

WALKS / 9 INNINGS

BB/9 INN.	SEASON
1. 2.34	1964
2. 2.37	1954
3. 2.72	1965
4. 2.96	1966
5. 3.05	2013
6. 3.07	2005
7. 3.07	2015
8. 3.16	2012
9. 3.18	1967
10. 3.20	1963

SAVES

SAVES	SEASON
1. 13	2013
2. 11	2012
11	2017
4. 9	2009
5. 8	1984
8	1995
8	2019
8. 7	2016
9. 6	2002
6	2015
6	2018
T19. 4	2024

COMPLETE GAMES

CG	SEASON
1. 23	1988
2. 22	1979
3. 21	1973
21	1977
5. 20	1978
20	1986
7. 19	1967
19	1987
9. 18	1980
18	1981

FIELDING PERCENTAGE

F% (PO-A-E)	SEASON
1. .977 (888-330-29)	2024
2. .971 (921-397-39)	2017
3. .970 (915-404-41)	2007
4. .969 (586-251-27)	2014
5. .968 (897-417-44)	1991
6. .967 (979-349-46)	2019
7. .966 (916-379-46)	2016
8. .966 (991-437-51)	2013
9. .964 (1189-517-64)	2012
10. .962 (887-326-48)	2023

FEWEST ERRORS

ERRORS	SEASON
1. 14	2020
2. 26	1958
3. 27	2014
4. 29	2024
5. 30	1953
6. 31	1959
7. 36	1955
8. 38	1952
38	1956
38	1963

SINGLE-SEASON BATTING RECORDS

GAMES PLAYED

GP	PLAYER	SEASON
1. 49	Mark Smith	1986
49	Chris Cruz	2012
49	Frank Hager	2012
49	Marshall Yanzick	2012
5. 48	Joe Darlak	1986
48	Brenton Peters	2012
7. 47	Steve Caputi	1978
47	Mike Fleury	1978
47	Mark Smith	1985
47	John Kresho	1988
47	Eric Olson	1988
47	Guy Leach	1988

AT-BATS

AB	PLAYER	SEASON
1. 194	Marshall Yanzick	2012
2. 178	Chris Cruz	2012
3. 176	Frank Hager	2012
4. 166	Mark Smith	1986
5. 161	Mark Smith	1985
161	Brenton Peters	2012
7. 159	Andrew Luria	2002
8. 158	Joe Roche	1978
158	Greg Allen	1980
158	Brian Billigen	2012
158	Ryan Krainz	2018

RUNS SCORED

RUNS	PLAYER	SEASON
1. 46	Erik Rico	2002
2. 45	Brian Kaufman	2006
3. 42	Dan Autiello	1984
42	John Kresho	1988
5. 41	Dave Johnson	1977
41	Marlin McPhail	1982
7. 40	John Kresho	1990
40	Vince Santo	2002
9. 39	Ken Veenema	1977
10. 38	Bill Walkenbach	1995
18. 35	Nathan Waugh	2024

HITS

HITS	PLAYER	SEASON
1. 61	Guy Leach	1988
2. 59	Nathan Ford	2008
3. 57	Erik Rico	2002
57	Brian Billigen	2012
5. 56	Ken Veenema	1977
6. 54	Chico Bengochea	1979
54	Nathan Ford	2009
8. 53	Mike Kalfopoulos	1985
53	Bill Walkenbach	1995
53	Erik Rico	2001
15. 51	John Quinlan	2024

DOUBLES

2B	PLAYER	SEASON
1. 17	Nathan Ford	2008
2. 16	Mike Kalfopoulos	1985
3. 15	Marlin McPhail	1981
15	Frank Hager	2012
15	Max Jensen	2022
6. 14	Raul Gomez	2000
6. 14	Andrew Luria	2006
8. 13	Gary Kaczor	1979
13	Bill Walkenbach	1995
13	Brant McKown	2006
13	Mickey Brodsky	2010
13	Frank Hager	2010
13	Brandon Lee	2012

MOST TRIPLES

3B	PLAYER	SEASON
1. 8	Bill Bacon	1981
8	Erik Rico	2001
8	Erik Rico	2002
4. 7	Mark Smith	1986
5. 6	Joseph Piperanto	1966
6	Ken Veenema	1977
6	Brian Kaufman	2006
8. 5	Dave Johnson	1977
5	Dave Waters	1980
5	Brian Kaufman	2005

MOST HOME RUNS

HR	PLAYER	SEASON
1. 12	Chris Cruz	2012
2. 11	Eric Kirby	1995
11	Erik Rico	2002
4. 9	Brian Kaufman	2006
9	Nathan Ford	2009
9	Mark Quatrani	2024
6. 8	Gary Kaczor	1979
8	Mike Branca	1981
8	Trevor Schumm	1991
8	Flint Foley	2001
8	Nate David	2009
8	Brian Billigen	2011
8	Matt Barnhorst	2024
13. 7	Nathan Waugh	2024

RUNS BATTED IN

RBI	PLAYER	SEASON
1. 45	Pete Watzka	1971
2. 43	Guy Leach	1988
3. 42	John DeMayo	1982
42	Erik Rico	2002
5. 40	Ken Veenema	1977
40	Jamie Blattstein	1992
40	Brian Billigen	2012
8. 39	Marlin McPhail	1980
9. 38	Mike Kalfopoulos	1985
38	Brian Kaufman	2006
17. 36	Mark Quatrani	2024

BATTING AVERAGE (MIN. 80 ABs)

AVG	PLAYER	SEASON
1. .425	Jamie Blattstein	1992
2. .413	Mike Kalfopoulos	1984
3. .410	Nathan Ford	2008
4. .406	Dale Wickham	2017
5. .404	Brian Billigen	2009
6. .400	Chris Stocke	1974
7. .395	John Quinlan	2024
8. .394	Guy Leach	1988
9. .386	Chico Bengochea	1979
10. .384	Mickey Brodsky	2010

SLUGGING PERCENTAGE (MIN. 80 ABs)

SLG	PLAYER	SEASON
1. .768	Erik Rico	2002
2. .683	Jamie Blattstein	1992
3. .676	Erik Rico	2001
4. .670	Mark Quatrani	2024
5. .667	Mike Kalfopoulos	1984
.667	Brian Kaufman	2006
7. .656	Sam Kaplan	2022
8. .655	Gary Kaczor	1979
9. .630	Nathan Ford	2009
10. .627	Ken Veenema	1977



Erik Rico '02 owns single-season records in runs (46), triples (8), slugging percentage (.768), and total bases (116).

ON-BASE PERCENTAGE (MIN 80 ABs)

OBP	PLAYER	SEASON
1. .532	Mike Seagram	1984
2. .530	John Kresho	1991
3. .513	John Kresho	1988
4. .503	Jamie Blattstein	1992
5. .492	Michael Riff	1967
6. .489	Erik Rico	2002
7. .488	Marlin McPhail	1979
8. .486	Marlin McPhail	1982
9. .486	John Kresho	1990
10. .482	Dale Wickham	2017

WALKS

BB	PLAYER	SEASON
1. 51	John Kresho	1988
2. 37	John Kresho	1990
3. 36	Mike Seagram	1984
4. 35	Kyle Gallagher	2018
5. 34	Brenton Peters	2012
6. 33	Buddy Witkoski	1971
7. 32	Bill Bacon	1981
32	Erik Rico	2002
32	Brian Kaufman	2006
10. 31	Trevor Schumm	1991

STRIKEOUTS

SO	PLAYER	SEASON
1. 51	Frank Hager	2012
2. 49	Chris Cruz	2012
49	Joe Hollerbach	2022
49	Sam Kaplan	2023
5. 47	Nathan Waugh	2024
6. 42	Matt Collins	2019
42	Jakobi Davis	2024
8. 39	Chris Hanson	1995
39	Ryan Ross	2022
10. 38	John Osgood	1999
38	Josh Foster	2005
38	Ryan Karl	2015
38	Matt Barnhorst	2022
15. 37	Matt Barnhorst	2024

TIMES HIT BY PITCH

HBP	PLAYER	SEASON
1. 15	Marlin McPhail	1979
2. 14	Chris Hanson	1995
3. 12	Randy Koch	1992
12	Vince Santo	2002
12	Seth Gordon	2006
12	Dale Wickham	2018
7. 11	Randy Koch	1991
11	Brenton Peters	2012
9. 10	Frank Hager	2011
10. 9	Ronald Muzii	1958
9	Mike Fleury	1977
9	Kaleb Hutchinson	2004
9	Brian Billigen	2011
9	Brian Billigen	2012
9	JD Whetsel	2013
9	Ellis Bitar	2016
9	C.J. Price	2016
9	Mark Quatrani	2024

STOLEN BASES

SB	PLAYER	SEASON
1. 25	John Kresho	1990
2. 23	John Kresho	1988
3. 21	Mike Kalfopoulos	1983
4. 20	Richard Meade	1954
20	Michael Riff	1967
6. 19	JD Whetsel	2013
7. 18	John Kresho	1989
18	Michael Macrie	1997
9. 17	Bill Walkenbach	1998
10. 16	Bill Walkenbach	1996

TOTAL BASES

TB	PLAYER	SEASON
1. 116	Erik Rico	2002
2. 94	Ken Veenema	1977
94	Erik Rico	2001
4. 93	Gary Kaczor	1979
93	Chris Cruz	2012
6. 92	Brian Kaufman	2006
92	Nathan Ford	2009
8. 91	Guy Leach	1988
91	Brian Billigen	2012
10. 90	Mike Kalfopoulos	1985

Bolded red text denotes this season

CAREER BATTING RECORDS

GAMES PLAYED

GP	PLAYER	YEARS
1. 179	Mark Smith	1984-87
2. 159	Marlin McPhail	1979-82
3. 158	Bill Walkenbach	1995-98
4. 156	Scott Kenney	1986-89
5. 155	Greg Allen	1978-81
155	Guy Leach	1985-88
155	Scott Hardinger	2006-09
155	Mickey Brodsky	2008-11
9. 154	Terry Birrer	1982-85
154	Andrew Luria	1999-02

AT-BATS

AB	PLAYER	YEARS
1. 606	Mark Smith	1984-87
2. 544	Bill Walkenbach	1995-98
544	Mickey Brodsky	2008-11
4. 542	Greg Allen	1978-81
5. 541	Andrew Luria	1999-02
6. 536	Marlin McPhail	1979-82
7. 533	Scott Hardinger	2006-09
8. 530	Seth Gordon	2003-06
9. 526	Brian Billigen	2009-12
10. 517	Dan Autiello	1982-85

RUNS SCORED

RUNS	PLAYER	YEARS
1. 140	John Kresho	1988-91
2. 139	Dan Autiello	1982-85
3. 134	Bill Walkenbach	1995-98
4. 131	Marlin McPhail	1979-82
5. 118	Michael Macrie	1996-99
6. 116	Mark Smith	1984-87
7. 113	Erik Rico	1999-02
113	Brian Billigen	2009-12
9. 106	Greg Allen	1978-81
10. 105	Seth Gordon	2003-06
105	Andrew Luria	1999-02

HITS

HITS	PLAYER	YEARS
1. 185	Marlin McPhail	1979-82
2. 184	Mark Smith	1984-87
3. 183	Erik Rico	1999-02
4. 182	Mickey Brodsky	2008-11
5. 181	Nathan Ford	2006-09
6. 177	Brian Billigen	2009-12
7. 174	Bill Walkenbach	1995-98
8. 171	Andrew Luria	1999-02
9. 169	Dan Autiello	1982-85
169	Terry Birrer	1982-85

DOUBLES

2B	PLAYER	YEARS
1. 45	Mike Kalfopoulos	1982-85
2. 40	Frank Hager	2009-12
3. 39	Marlin McPhail	1979-82
4. 38	Nathan Ford	2006-09
5. 37	Andrew Luria	1999-02
6. 36	Terry Birrer	1982-85
36	Bill Walkenbach	1995-98
8. 34	Mickey Brodsky	2008-11
9. 33	Erik Rico	1999-02
10. 32	Max Jensen	2022-24

MOST TRIPLES

3B	PLAYER	YEARS
1. 18	Erik Rico	1999-02
2. 16	Mark Smith	1984-87
3. 14	Brian Billigen	2009-12
4. 11	Brian Kaufman	2005-06
5. 9	Joseph Piperato	1964-66
9	Buddy Witkoski	1969-71
9	Marlin McPhail	1979-82
9	Pat Pennucci	1960-62
9	Ken Veenema	1975-77
10. 8	Six players tied	

MOST HOME RUNS

HR	PLAYER	YEARS
1. 25	Chris Cruz	2011-14
2. 21	Gary Kaczor	1977-80
21	Bill Walkenbach	1995-98
4. 20	Brian Kaufman	2005-08
20	Brian Billigen	2009-12
6. 18	Nathan Waugh	2022-24
7. 17	Marlin McPhail	1979-82
17	Erik Rico	1999-02
9. 16	Eric Kirby	1993-95, 97
16	Raul Gomez	1998-01
16	Andrew Luria	1999-02
15. 13	Matt Barnhorst	2021-24

RUNS BATTED IN

RBI	PLAYER	YEARS
1. 121	Terry Birrer	1982-85
2. 120	Bill Walkenbach	1995-98
3. 114	Erik Rico	1999-02
4. 110	John DeMayo	1979-82
110	Marlin McPhail	1979-82
6. 107	Mickey Brodsky	2008-11
7. 106	Brian Billigen	2009-12
8. 100	Mark Smith	1984-87
100	Nathan Ford	2006-09
10. 99	Gary Kaczor	1977-80
99	Mike Kalfopoulos	1982-85
17. 82	Max Jensen	2022-24

BATTING AVERAGE (MIN. 300 ABs)


AVG	PLAYER	YEARS
1. .362	Erik Rico	1999-02
2. .361	Nathan Ford	2006-09
3. .356	Mike Kalfopoulos	1982-85
4. .345	Marlin McPhail	1979-82
5. .342	Terry Birrer	1982-85
6. .337	Brian Billigen	2009-12
7. .336	Gary Kaczor	1977-80
8. .335	Mickey Brodsky	2008-11
9. .334	Ken Veenema	1975-77
10. .333	Chico Bengochea	1976-79
16. .319	Max Jensen	2022-24

SLUGGING PERCENTAGE (MIN. 300 ABs)

SLG	PLAYER	YEARS
1. .599	Erik Rico	1999-02
2. .584	Mike Kalfopoulos	1982-85
3. .568	Gary Kaczor	1977-80
4. .561	Brian Billigen	2009-12
5. .547	Marlin McPhail	1979-82
6. .542	Nathan Waugh	2021-24
7. .537	Nathan Ford	2006-09
8. .537	Ken Veenema	1975-77
9. .533	Mike Seagram	1981-84
10. .522	Terry Birrer	1982-85
15. .489	Max Jensen	2022-24

ON-BASE PERCENTAGE (MIN. 300 ABs)

OBP	PLAYER	YEARS
1. .498	John Kresho	1988-91
2. .457	Mike Seagram	1981-84
3. .450	Mike Kalfopoulos	1982-85
4. .450	Marlin McPhail	1979-82
5. .448	Erik Rico	1999-02
6. .428	Nathan Ford	2006-09
7. .426	Buddy Witkoski	1969-71
8. .425	Brian Billigen	2009-12
9. .422	Mickey Brodsky	2008-11
10. .421	Ed Mahoney	1968-70
18. .410	Nathan Waugh	2021-24
20. .408	Max Jensen	2022-24



Marlin McPhail '82 ranks within the top five in 13 stat categories, highlighted by being Cornell's all-time hits leader (185).

WALKS

BB	PLAYER	YEARS
1. 138	John Kresho	1988-91
2. 84	Marlin McPhail	1979-82
3. 82	Bill Walkenbach	1995-98
4. 79	Steve Caputi	1976-79
79	Erik Rico	1999-02
6. 77	Buddy Witkoski	1969-71
7. 74	Mark Utter	1979-82
74	Mike Kalfopoulos	1982-85
9. 71	Kevin Tatum	2012-15
10. 68	Mike Seagram	1981-84

STRIKEOUTS

SO	PLAYER	YEARS
1. 126	Frank Hager	2009-12
2. 117	Chris Cruz	2011-14
3. 116	Nathan Waugh	2021-24
4. 108	Brian Billigen	2009-12
5. 107	Ellis Bitar	2015-18
6. 106	Matt Barnhorst	2022-24
7. 102	Jakobi Davis	2022-24
8. 101	Chris Hanson	1992-95
9. 100	Jordan Schaeffer	1997-00
10. 96	Erik Rico	1999-02

TIMES HIT BY PITCH

HBP	PLAYER	YEARS
1. 29	Brian Billigen	2009-12
2. 27	Randy Koch	1989, 91-92
3. 26	Ellis Bitar	2015-18
4. 24	Frank Hager	2009-12
5. 22	Kaleb Hutchinson	2004-08
22	Mickey Brodsky	2008-11
7. 21	John Telford	1992-95
8. 20	Vince Santo	1999-02
9. 19	Chris Hanson	1992-95
19	JD Whetsel	2012-15
19	Dale Wickham	2015-18

STOLEN BASES

SB	PLAYER	YEARS
1. 80	John Kresho	1988-91
2. 49	Michael Macrie	1996-99
3. 47	Bill Walkenbach	1995-98
4. 45	JD Whetsel	2012-15
5. 40	Andrew Luria	1999-02
6. 39	Richard Meade	1954-56
7. 38	Brian Billigen	2009-12
8. 36	Seth Gordon	2003-06
9. 35	John Telford	1992-95
10. 34	Dave Waters	1977-80

TOTAL BASES

TB	PLAYER	YEARS
1. 303	Erik Rico	1999-02
2. 295	Brian Billigen	2009-12
3. 293	Marlin McPhail	1979-82
4. 279	Bill Walkenbach	1995-98
5. 271	Mike Kalfopoulos	1982-85
6. 269	Nathan Ford	2006-09
7. 265	Mark Smith	1984-87
8. 261	Mickey Brodsky	2008-11
9. 260	Andrew Luria	1999-02
10. 258	Terry Birrer	1982-85

SACRIFICE FLIES

SF	PLAYER	YEARS
1. 10	Erik Rico	1999-02
2. 9	Scott Hardinger	2006-09
9	Mickey Brodsky	2008-11
4. 8	Bill Walkenbach	1995-98
5. 7	Doug Pritts	1995-98
7	Jordan Schaeffer	1997-00
7	Raul Gomez	1998-01
7	Nathan Ford	2006-09
7	Kyle Groth	2006-10
7	Kevin Tatum	2012-15
7	Tommy Wagner	2014-17
7	Max Jensen	2022-24
13. 6	Nathan Waugh	2021-24
14. 5	Matt Barnhorst	2021-24
5	Ryan Porter	2022-24

Bolded red text denotes active player

SINGLE-SEASON PITCHING RECORDS

EARNED RUN AVERAGE (MIN. 30 IP)

ERA	PLAYER	SEASON
1. 0.47	Kellen Urbon	2012
2. 0.52	Steve Storey	1972
3. 0.77	Ray Ratkowski	1964
4. 0.95	Steve Hamrick	1973
5. 1.06	JP Williams	1959
6. 1.08	Ivan Tylawsky	1965
7. 1.09	Michael Byrne	2013
8. 1.15	Ted Thelander	1958
9. 1.20	Ivan Tylawsky	1967
10. 1.21	John Miknis	1973

WINS

WINS	PLAYER	SEASON
1. 11	Dick Coddington	1952
2. 10	Gary Gronowski	1977
3. 9	William DeGraaf	1956
9	Roy Walters	1968
5. 8	Jim Purcell	1967
8	Jay Kobylarz	1980
8	Greg Myers	1981
8. 7	Tom MacLeod	1970
7	John Geise	1971
7	Bob Dutkowsky	1977
7	John O'Connor	1987
7	Connor Kaufmann	2012

LOSSES

L	PLAYER	SEASON
1. 9	Corey Pappel	2011
2. 8	Steve Huber	1983
8	Chris Sheehan	1986
8	Rob Deans	1988
8	Spencer Edwards	2022
6. 7	Jared Cottle	1993
7	Jared Cottle	1994
7	Michael Byrne	2015
9. 6	20 players tied	

SHUTOUTS

SHO	PLAYER	SEASON
1. 2	Larry Brown	1984
2	Chris Reading	1987
2	Doug Nies	1990
2	Doug Petillo	1990
2	Matthew Herrick	1994
2	Dan Baysinger	2003
2	Jim Hyland	2007
2	Connor Kaufmann	2012
2	Brian McAfee	2015
10. 1	31 players tied	

GAMES STARTED

GS	PLAYER	SEASON
1. 13	Gary Gronowski	1977
13	Steve Huber	1985
3. 12	John Nurthen	1978
12	Spencer Edwards	2022
5. 11	Roy Walters	1968
11	Brian Williamson	1996
11	Rick Marks	2012
11	Brian McAfee	2012
11	Tim Willittes	2018
11	Luke Yacinich	2022
11	Ethan Hamill	2023
11	Noah Keller	2023

APPEARANCES

APP	PLAYER	SEASON
1. 23	David Sharfstein	2002
2. 22	Kellen Urbon	2012
3. 21	David Rochefort	2010
4. 20	Houston Hawley	2012
5. 19	Michael MacManus	1994
19	David Rochefort	2009
19	Colby Wyatt	2018
19	John Natoli	2019
9. 18	Stephen Osterer	2009
18	Kevin Cushing	2022
18	Chris Ellison	2022
18	William Gilbert	2022
18	Spencer Edwards	2023
18	Carson Mayfield	2023

COMPLETE GAMES

CG	PLAYER	SEASON
1. 10	Gary Gronowski	1977
2. 9	William DeGraaf	1956
9	Ray Ratkowski	1964
4. 8	Tony Siedl	1975
8	Greg Myers	1981
6. 7	Jim Purcell	1966
7	Roy Walters	1968
7	Tom MacLeod	1970
7	Fred Anyzeski	1973
7	Gary Gronowski	1976
7	John Nurthen	1978
7	Greg Myers	1979
7	Greg Myers	1982
7	John O'Connor	1987
7	Kerry Brooks	1990
7	Nick Bayer	1999

SAVES

SV	PLAYER	SEASON
1. 9	Kellen Urbon	2012
2. 8	David Rochefort	2009
8	Peter Lannoo	2017
4. 7	John Natoli	2019
5. 6	David Sharfstein	2002
6. 4	John Douglas	1995
4	Paul Balestrieri	2015
8. 3	Rich Booth	1979
3	Michael MacManus	1994
3	Blake Hamilton	2007
3	David Rochefort	2010
3	Matt Horton	2013
3	Eric Upton	2013
3	Justin Lewis	2016
3	Andrew Ellison	2018
16. 2	Ryan Porter	2024

INNINGS PITCHED

IP	PLAYER	SEASON
1. 101.1	Gary Gronowski	1977
2. 100.1	Tom MacLeod	1970
3. 87.2	Tony Siedl	1975
4. 86	Jim Purcell	1966
5. 84.1	Roy Walters	1968
6. 82.1	Ray Ratkowski	1964
7. 80	William DeGraaf	1956
8. 79.1	John Nurthen	1978
9. 74.2	Richard Parker	1952
10. 73	John Giese	1971
73	Bob Dutkowsky	1975
73	Luke Yacinich	2022



Gary Gronowski '77 is one of two Cornell pitchers with a 10-win season, posting a 10-2 record in 1977.

STRIKEOUTS

SO	PLAYER	SEASON
1. 106	Steve Hamrick	1973
2. 97	Steve Hamrick	1974
3. 90	Jim Purcell	1966
4. 89	Chris Schutt	2003
5. 85	Robert List	1957
6. 83	Roy Walters	1968
7. 80	Tom MacLeod	1970
8. 77	John Nurthen	1978
77	John Nurthen	1979
10. 75	Gary Gronowski	1977

STRIKEOUTS / 9 INNINGS (MIN. 30 IP)

SO/9	PLAYER	SEASON
1. 14.45	Steve Hamrick	1973
2. 13.64	Steve Hamrick	1974
3. 12.92	Chris Schutt	2003
4. 12.49	Mike Lynch	1964
5. 11.39	John Natoli	2019
6. 11.36	Michael Byrne	2015
7. 11.09	Robert List	1957
8. 11.04	John Osgood	1998
9. 10.48	Rich DeSa	1984
10. 10.00	John Nurthen	1979

WALKS / 9 INNINGS (MIN. 30 IP)

BB/9	PLAYER	SEASON
1. 0.69	Brendan McQuaid	2002
2. 0.81	Tony Bertucci	2010
3. 0.84	Dan Gala	2003
4. 0.95	Brendan McQuaid	2001
5. 0.96	Brian McAfee	2015
6. 1.02	David Self	2001
7. 1.05	Ivan Tylawsky	1967
8. 1.08	Ivan Tylawsky	1965
9. 1.11	Ray Ratkowski	1963
10. 1.16	Ray Ratkowski	1962

HITS ALLOWED

HITS	PLAYER	SEASON
1. 93	Gary Gronowski	1977
2. 85	Bob Dutkowsky	1977
3. 84	Tony Siedl	1975
84	Chris Sheehan	1986
5. 82	Jay Kobylarz	1981
82	Jim Pronti	1997
82	Nick Bayer	1998
8. 81	Tim Willittes	2018
9. 78	John O'Connor	1998
78	Seth Urbon	2018

WALKS ISSUED

BB	PLAYER	SEASON
1. 47	Kenneth Battles	1947
2. 46	John Osgood	1998
3. 44	John Nurthen	1978
4. 41	Fred Anyzeski	1973
41	Mike Murphy	1978
41	Rich DeSa	1984
7. 40	William DeGraaf	1958
40	Steve Hamrick	1974
40	John O'Connor	1988
10. 39	Rich DeSa	1987
39	Chris Schutt	2002

BATTING AVERAGE (MIN. 30 IP)

BAA	PLAYER	SEASON
1. .160	Michael Byrne	2013
2. .170	Kellen Urbon	2012
3. .178	John Natoli	2019
4. .192	Chris Schutt	2003
5. .201	John Osgood	1998
6. .210	Brian McAfee	2015
7. .214	David Sharfstein	2002
8. .220	Brian McAfee	2014
9. .229	Kerry Brooks	1990
.229	Michael Byrne	2014

Bolded red text denotes this season

CAREER PITCHING RECORDS

EARNED RUN AVERAGE (MIN. 100 IP)

ERA	PLAYER	YEARS
1. 1.40	Ivan Tylawsky	1965-67
2. 1.87	Steve Hamrick	1973-74
3. 2.07	Tom MacLeod	1969-70
4. 2.14	Donald Unbekant	1952-53
5. 2.17	John Geise	1969-71
6. 2.23	Ted Thelander	1955, 57-58
7. 2.25	William DeGraaf	1954-56
8. 2.44	John Dougherty	1970-72
9. 2.44	Roy Walters	1966-68
10. 2.46	Jim Purcell	1965-67

WINS

WINS	PLAYER	YEARS
1. 23	Greg Myers	1979-82
2. 20	Jay Kobylarz	1979-82
3. 18	Brendan McQuaid	1999-02
4. 16	William DeGraaf	1954-56
16	John Geise	1969-71
16	Joel Nies	1989-92
7. 15	Roy Walters	1966-68
15	Brian McAfee	2012-15
9. 14	Gary Gronowski	1976-77
14	Kerry Brooks	1987-90
14	Steve Huber	1982-85

LOSSES

L	PLAYER	YEARS
1. 20	Nick Bayer	1997-00
2. 19	Jared Cottle	1991-94
19	Corey Pappel	2008-11
4. 17	Rob Deans	1986-88
5. 16	Steve Huber	1982-85
16	Chris Sheehan	1983-86
16	Joel Nies	1989-92
8. 15	Ray Ratkowski	1962-64
15	Jay Kobylarz	1979-82
15	Rob Wilson	1988-91
15	Dan Gala	2001, 03-05

SHUTOUTS

SHO	PLAYER	YEARS
1. 3	Larry Brown	1983-86
3	Dan Baysinger	2001-04
3. 2	Greg Myers	1979-82
2	Chris Reading	1987-88
2	Joel Nies	1989-92
2	Doug Petillo	1989-92
2	Matthew Herrick	1993-94
2	Jim Hyland	2004-07
2	Connor Kaufmann	2011-14
2	Brian McAfee	2012-15

GAMES STARTED

GS	PLAYER	YEARS
1. 38	Joel Nies	1989-92
2. 34	Corey Pappel	2008-11
3. 33	Steve Huber	1982-85
33	Nick Bayer	1997-00
5. 32	Greg Myers	1979-82
32	Brian Williamson	1996-99
32	Brendan McQuaid	1999-02
8. 31	Kerry Brooks	1987-90
31	Rocky Collis	2003-06
31	Brian McAfee	2012-15

APPEARANCES

APP	PLAYER	YEARS
1. 58	David Rochefort	2007-10
2. 54	John O'Connor	1985-88
3. 51	Blake Hamilton	2004-07
4. 45	Steve Huber	1982-85
45	Stephen Osterer	2006-09
6. 44	Jim Pronti	1994-97
7. 43	Eric Upton	2012-15
43	Kellen Urbon	2012-15
43	Colby Wyatt	2017-20
10. 42	Greg Myers	1979-82
42	John Osgood	1997-00
42	Tad Bardenwerper	2002-05
42	Walker Toma	2005-08

COMPLETE GAMES

CG	PLAYER	YEARS
1. 28	Greg Myers	1979-82
2. 17	Gary Gronowski	1976-77
3. 16	Jay Kobylarz	1979-82
4. 15	Ray Ratkowski	1962-64
15	John Nurthen	1977-79
6. 14	John Jameson	1978-80
14	John O'Connor	1985-88
14	Kerry Brooks	1987-90
14	Brendan McQuaid	1999-02
10. 13	Jim Purcell	1965-67
13	Joel Nies	1989-92
13	Brian Williamson	1996-99
13	Nick Bayer	1997-00

SAVES

SV	PLAYER	YEARS
1. 13	Kellen Urbon	2012-15
2. 11	David Rochefort	2007-10
3. 9	John Douglas	1995-98
9	Peter Lannoo	2015-17
5. 8	John Natoli	2017-20
6. 7	David Sharfstein	2002-03
7. 6	Ryan Porter	2022-24
8. 5	John O'Connor	1985-88
5	Michael MacManus	1993-95
10. 4	Blake Hamilton	2004-07
4	Paul Balestrieri	2014-17
4	Andrew Ellison	2018-20

INNINGS PITCHED

IP	PLAYER	YEARS
1. 256.1	Greg Myers	1979-82
2. 221	Brendan McQuaid	1999-02
3. 213	John O'Connor	1985-88
4. 204.2	Joel Nies	1989-92
5. 203.2	Steve Huber	1982-85
6. 202.2	Kerry Brooks	1987-90
7. 202	Nick Bayer	1997-00
8. 201.1	Ray Ratkowski	1962-64
9. 201	Jay Kobylarz	1979-82
10. 196.1	William DeGraaf	1954-56

STRIKEOUTS

SO	PLAYER	YEARS
1. 217	Greg Myers	1979-82
2. 203	Steve Hamrick	1973-74
3. 179	Jim Purcell	1965-67
4. 170	John Nurthen	1977-79
5. 166	Corey Pappel	2008-11
6. 163	Joel Nies	1989-92
7. 158	Ray Ratkowski	1962-64
8. 157	Kerry Brooks	1987-90
9. 156	Rocky Collis	2003-06
10. 155	John Osgood	1997-00



Greg Myers '82 leads Cornell in all-time wins (23), complete games (28), innings pitched (256.1), and strikeouts (217).

STRIKEOUTS / 9 INNINGS (MIN. 100 IP)

SO/9	PLAYER	YEARS
1. 14.05	Steve Hamrick	1973-74
2. 10.47	Chris Schutt	2001-03
3. 9.22	Fred Anyzeski	1972-73
4. 8.83	Blake Hamilton	2004-07
5. 8.82	Roy Walters	1966-68
6. 8.82	Jim Purcell	1965-67
7. 8.64	John Nurthen	1977-79
8. 8.28	Rich DeSa	1984, 86-87
9. 8.20	Michael Byrne	2013-16
10. 8.19	Mike Lynch	1963-65

WALKS / 9 INNINGS (MIN. 100 IP)

BB/9	PLAYER	YEARS
1. 1.14	Brian McAfee	2012-15
2. 1.25	Ray Ratkowski	1962-64
3. 1.28	Ivan Tylawsky	1965-67
4. 1.30	Brendan McQuaid	1999-02
5. 1.94	Tony Bertucci	2007-10
6. 1.97	Dan Baysinger	2001-04
7. 2.19	Dan Gala	2001, 03-05
8. 2.21	Seth Urbon	2018-20
9. 2.26	Tom MacLeod	1969-70
10. 2.62	Richard Parker	1952-53

HITS ALLOWED

HITS	PLAYER	YEARS
1. 267	Nick Bayer	1997-00
2. 256	Brendan McQuaid	1999-02
3. 244	John O'Connor	1985-88
4. 242	Steve Huber	1982-85
5. 230	Dan Gala	2001, 03-05
6. 228	Jay Kobylarz	1979-82
7. 215	Gary DiGiuseppe	1983-86
215	Kerry Brooks	1987-90
9. 211	Taylor Wood	2008-11
10. 209	Joel Nies	1989-92

WALKS ISSUED

BB	PLAYER	YEARS
1. 124	John Osgood	1997-00
2. 118	Jared Cottle	1991-94
3. 107	Greg Myers	1979-82
107	Rich DeSa	1984, 86-87
5. 106	Mike Murphy	1976-79
106	Corey Pappel	2008-11
7. 103	Jay Kobylarz	1979-82
8. 102	Rob Wilson	1988-91
9. 96	Von Baker	2021-24
10. 94	John O'Connor	1985-88
94	Kerry Brooks	1987-90

BATTING AVERAGE (MIN. 100 IP)

BAA	PLAYER	YEARS
1. .224	Chris Schutt	2001-03
2. .238	Michael Byrne	2013-16
3. .243	Brian McAfee	2012-15
4. .252	David Rochefort	2007-10
5. .253	Connor Kaufmann	2011-14
6. .253	Spencer Edwards	2020-23
7. .260	John Osgood	1997-00
8. .264	Paul Balestrieri	2014-17
9. .267	Corey Pappel	2008-11
10. .268	Alan Toppen	1995-97

Bolded red text denotes active player

2024 GAME-BY-GAME BATTING STATISTICS

DATE	OPPONENT	AB	R	H	RBI	2B	3B	HR	TB	BB	IBB	SB	CS	HBP	SAC	SF	GDP	SO	PO	A	E	LOB	AVG	OBP	SLG	OPS
2/23	at Georgia Tech	33	6	8	4	2	0	0	10	10	0	1	1	0	1	0	0	11	24	8	3	11	.242	.419	.303	.722
2/24	at Georgia Tech	34	2	9	2	1	0	1	13	2	0	0	0	2	0	0	1	14	24	7	1	8	.254	.383	.343	.726
2/25	at Georgia Tech	38	11	11	7	3	0	1	17	2	1	0	1	2	1	1	0	14	27	14	1	6	.267	.371	.381	.752
3/1	at James Madison	32	1	6	1	1	0	0	7	2	0	0	0	1	0	0	0	6	24	13	1	7	.248	.346	.343	.689
3/2	at James Madison	35	5	8	5	2	1	0	12	1	0	1	0	1	0	0	0	12	24	8	0	5	.244	.332	.343	.675
3/3	at James Madison	31	5	6	5	2	1	1	13	4	0	1	0	1	0	0	1	9	24	7	1	4	.236	.328	.355	.682
3/10	at Georgetown	34	6	8	5	2	0	0	10	6	0	0	2	2	0	0	2	6	24	5	2	9	.236	.336	.346	.682
3/10	at Georgetown	28	0	4	0	0	0	0	4	2	0	1	0	0	0	0	4	8	24	10	1	3	.226	.322	.325	.647
3/15	at Richmond	37	4	10	4	2	0	1	15	5	0	0	1	1	0	0	0	9	24	5	1	12	.232	.329	.334	.663
3/16	at Richmond	38	9	15	9	2	0	4	29	3	0	2	0	2	2	0	1	9	27	16	2	9	.250	.344	.382	.726
3/17	at Richmond	37	4	10	4	0	1	1	15	2	0	1	0	4	0	0	1	7	24	7	1	12	.252	.346	.385	.731
3/22	at Princeton	35	3	9	2	1	0	1	13	3	0	1	1	1	1	0	1	5	29	8	0	7	.252	.345	.383	.729
3/22	at Princeton	35	3	9	3	0	0	1	12	4	0	0	0	0	1	0	0	7	24	4	0	9	.253	.344	.380	.725
3/24	at Princeton	44	15	15	14	4	0	2	25	4	0	0	1	2	0	0	0	7	27	12	0	8	.261	.351	.397	.748
3/30	DARTMOUTH	32	7	7	6	1	0	1	11	2	0	4	0	3	1	0	0	5	27	10	1	7	.258	.349	.394	.743
3/30	DARTMOUTH	40	17	16	17	1	0	7	38	3	0	1	0	3	0	0	1	11	27	9	1	5	.268	.359	.433	.792
3/31	DARTMOUTH	36	11	13	10	3	1	1	21	4	0	2	1	1	0	0	1	7	27	14	0	6	.274	.364	.442	.806
4/6	HARVARD	30	5	6	5	1	0	2	13	3	0	1	0	2	1	1	0	5	27	10	0	8	.270	.361	.442	.803
4/7	HARVARD	38	6	15	6	1	0	1	19	2	0	0	1	0	1	1	1	8	27	13	3	9	.277	.364	.445	.809
4/7	HARVARD	32	6	8	6	1	0	2	15	1	0	0	0	2	1	0	0	14	27	12	1	6	.276	.361	.446	.808
4/13	at Penn	35	5	10	5	1	0	0	11	4	0	1	0	2	1	0	1	11	24	10	0	10	.277	.363	.440	.803
4/13	at Penn	41	18	14	17	0	1	2	22	8	0	3	0	2	0	2	0	15	27	13	0	8	.280	.368	.445	.813
4/14	at Penn	40	11	14	10	1	0	1	18	4	0	2	1	2	0	0	0	8	27	12	1	8	.283	.371	.445	.817
4/16	at Binghamton	36	9	10	6	0	0	2	16	8	0	4	0	0	0	0	2	6	27	7	0	8	.283	.373	.445	.818
4/20	YALE	42	10	13	10	4	0	1	20	3	0	0	0	1	0	0	0	10	30	11	2	6	.284	.373	.447	.820
4/20	YALE	37	8	12	8	1	0	2	19	3	2	1	0	2	0	0	0	8	27	7	0	10	.286	.374	.449	.824
4/21	YALE	34	3	9	3	2	0	1	14	2	0	1	1	1	0	0	1	10	27	10	0	7	.285	.373	.448	.821
4/27	COLUMBIA	37	11	12	10	2	0	4	26	2	0	0	2	2	0	0	1	9	27	11	2	3	.287	.373	.458	.831
4/27	COLUMBIA	32	2	7	2	1	0	0	8	5	0	1	0	3	0	0	0	11	27	3	0	11	.285	.373	.451	.824
4/28	COLUMBIA	29	0	2	0	0	0	0	2	1	0	0	0	1	0	0	0	13	27	9	1	4	.279	.367	.441	.808
5/1	at Binghamton	38	13	13	12	3	1	4	30	7	0	0	0	1	0	2	1	10	27	10	1	8	.281	.370	.453	.822
5/4	at Brown	30	2	7	2	1	1	0	10	6	0	1	0	2	1	1	2	8	24	9	0	11	.280	.370	.450	.820
5/4	at Brown	49	12	20	12	2	0	1	25	4	0	0	0	1	2	0	0	7	28	14	2	14	.285	.374	.452	.826
5/5	at Brown	40	9	14	8	0	0	1	17	3	0	4	0	1	0	0	0	9	27	12	1	8	.287	.375	.451	.826
5/17	vs. Princeton																									
5/18	TBD																									
	TOTALS	1219	239	350	220	48	7	46	550	125	3	34	13	51	14	8	22	309	888	330	30	267	.287	.375	.451	.826

2024 GAME-BY-GAME PITCHING STATISTICS

DATE	OPPONENT	IP	H	R	ER	BB	SO	2B	3B	HR	WP	BK	HBP	DP	IBB	SCORE	W	L	SV	ERA	WHIP	BB/9	SO/9
2/23	at Georgia Tech	8.0	11	9	5	10	8	3	1	2	2	0	0	0	0	6-9	0	1	0	5.63	2.63	11.25	9.00
2/24	at Georgia Tech	8.0	12	12	12	9	8	6	0	4	2	0	3	1	0	2-12	0	2	0	9.56	2.63	10.69	9.00
2/25	at Georgia Tech	9.0	7	4	4	5	3	1	0	2	1	0	1	3	0	11-4	1	2	1	7.56	2.16	8.64	6.84
3/1	at James Madison	8.0	8	5	5	2	4	1	0	2	0	0	0	1	0	1-5	1	3	1	7.09	1.94	7.09	6.27
3/2	at James Madison	8.0	10	8	8	7	3	2	1	0	1	0	2	0	0	5-8	1	4	1	7.46	1.98	7.24	5.71
3/3	at James Madison	8.0	7	7	7	6	4	0	0	2	1	0	1	0	0	5-7	1	5	1	7.53	1.92	7.16	5.51
3/10	at Georgetown	8.0	20	24	21	16	6	4	2	1	1	0	1	0	0	6-24	1	6	1	9.79	2.28	8.68	5.68
3/10	at Georgetown	8.0	18	20	18	10	10	2	1	2	3	0	3	0	0	0-20	1	7	1	11.08	2.43	9.00	6.37
3/15	at Richmond	8.0	9	8	7	6	10	0	0	1	2	0	0	0	0	4-8	1	8	1	10.73	2.37	8.75	6.90
3/16	at Richmond	9.0	9	3	3	1	6	2	1	2	0	0	2	2	0	9-3	2	8	1	9.88	2.23	7.90	6.80
3/17	at Richmond	8.0	9	8	6	6	4	4	0	1	3	1	2	1	0	4-8	2	9	1	9.60	2.20	7.80	6.60
3/22	at Princeton	9.2	4	4	4	3	10	0	0	1	0	0	2	0	0	3-4	2	10	1	9.03	2.06	7.31	6.86
3/22	at Princeton	8.0	6	4	4	4	13	2	0	1	1	1	0	0	0	3-4	2	11	1	8.69	2.00	7.11	7.44
3/24	at Princeton	9.0	5	2	2	4	6	2	0	1	0	0	1	1	0	15-2	3	11	1	8.18	1.92	6.87	7.33
3/30	DARTMOUTH	9.0	10	5	5	7	6	1	0	0	2	0	0	2	0	7-5	4	11	2	7.95	1.92	6.88	7.23
3/30	DARTMOUTH	9.0	11	2	2	6	5	2	0	0	1	1	0	1	0	17-2	5	11	2	7.55	1.92	6.82	7.08
3/31	DARTMOUTH	9.0	6	4	4	5	6	1	0	0	1	0	1	1	0	11-4	6	11	2	7.33	1.87	6.70	7.02
4/6	HARVARD	9.0	5	4	4	2	6	2	0	0	0	0	2	2	0	5-4	7	11	2	7.13	1.81	6.43	6.96
4/7	HARVARD	9.0	15	14	11	4	8	4	0	0	1	1	2	0	0	6-14	7	12	2	7.35	1.82	6.29	7.01
4/7	HARVARD	9.0	10	5	4	3	7	1	0	0	1	0	1	1	0	6-5	8	12	2	7.17	1.80	6.12	7.01
4/13	at Penn	8.0	11	6	6	5	3	2	0	1	0	0	0	1	0	5-6	8	13	2	7.15	1.81	6.10	6.85
4/13	at Penn	9.0	11	11	11	9	3	4	0	1	1	0	2	0	0	18-11	9	13	2	7.34	1.83	6.23	6.67
4/14	at Penn	9.0	8	9	9	7	4	2	0	0	1	0	2	1	0	11-9	10	13	2	7.41	1.83	6.27	6.54
4/16	at Binghamton	9.0	6	7	7	12	12	3	0	0	0	0	1	2	0	9-7	11	13	2	7.40	1.83	6.52	6.78
4/20	YALE	10.0	11	9	8	6	11	1	1	1	0	0	1	0	0	10-9	12	13	2	7.39	1.83	6.47	6.93
4/20	YALE	9.0	6	2	2	1	9	1	0	0	0	0	2	1	0	8-2	13	13	3	7.17	1.78	6.25	7.01
4/21	YALE	9.0	10	6	6	3	3	1	1	0	1	0	2	1	0	3-6	13	14	3	7.13	1.77	6.12	6.86
4/27	COLUMBIA	9.0	18	14	11	5	8	4	0	5	1	0	4	1	0	11-14	13	15	3	7.27	1.80	6.08	6.90
4/27	COLUMBIA	9.0	16	14	13	7	11	0	0	3	2	0	4	0	0	2-14	13	16	3	7.47	1.83	6.12	7.05
4/28	COLUMBIA	9.0	14	13	12	5	8	5	0	4	2	0	3	0	0	0-13	13	17	3	7.63	1.84	6.08	7.08
5/1	at Binghamton	9.0	6	7	6	7	7	1	0	2	3	0	1	0	0	13-7	14	17	3	7.58	1.82	6.11	7.08
5/4	at Brown	8.0	13	11	11	2	6	2	1	2	1	0	4	0	0	2-11	14	18	3	7.71	1.83	6.00	7.07
5/4	at Brown	9.1	11	13	12	14	8	2	1	0	0	0	2	0	2	12-13	14	19	3	7.84	1.85	6.24	7.09
5/5	at Brown	9.0	6	4	3	5	6	3	0	0	1	0	1	1	0	9-4	15	19	4	7.69	1.83	6.20	7.05
5/17	vs. Princeton																						
5/18	TBD																						
	TOTALS	296.0	339	278	253	204	232	71	10	41	36	4	53	24	2	239-278	15	19	4	7.69	1.83	6.20	7.05

2024 CORNELL OVERALL STATISTICS

Overall 15-19 Home 7-5 Away 8-14 Neutral 0-0 Ivy League 11-10

BATTING STATISTICS

#	PLAYER	AVG	GP	GS	AB	R	H	2B	3B	HR	RBI	TB	SLG%	BB	HBP	SO	GDP	OB%	SF	SH	SB	ATT
1	John Quinlan	.395	29	29	129	34	51	7	2	5	18	77	.597	12	3	17	1	.458	0	2	10	12
7	Max Jensen	.371	33	33	132	29	49	7	2	5	33	75	.568	17	7	11	2	.465	1	1	5	5
19	Mark Quatrani	.330	26	25	91	18	30	2	1	9	36	61	.670	13	9	16	5	.460	0	0	1	1
4	Caden Wildman	.283	34	31	127	24	36	4	0	4	20	52	.409	9	7	35	4	.364	0	2	6	7
40	Nathan Waugh	.279	34	34	129	35	36	7	0	7	29	64	.496	24	5	47	2	.406	2	0	0	0
22	Jakobi Davis	.255	31	31	102	22	26	3	2	3	13	42	.412	15	3	42	0	.367	0	3	4	6
2	Matt Barnhorst	.233	30	30	116	18	27	5	0	8	28	56	.483	7	1	37	2	.280	1	3	3	7
6	Kyle Musser	.333	12	5	30	7	10	0	0	1	5	13	.433	4	1	6	1	.417	1	0	0	0
15	Owen Carlson	.286	16	6	35	5	10	1	0	1	2	14	.400	3	0	9	1	.342	0	0	1	1
23	Braden Mack	.282	21	18	71	12	20	3	0	1	17	26	.366	0	4	16	3	.316	1	1	0	2
18	TJ Swidorski	.234	17	17	64	10	15	3	0	0	6	18	.281	5	4	23	0	.320	2	1	2	3
8	Luke Johnson	.225	25	18	80	13	18	3	0	0	3	21	.263	5	4	20	0	.303	0	0	1	1
20	Kevin Hager	.215	19	17	65	8	14	1	0	2	6	21	.323	5	2	16	0	.292	0	1	1	1
12	Ryan Porter	.185	17	7	27	4	5	1	0	0	3	6	.222	4	0	9	1	.290	0	0	0	1
30	William Jaun	.158	15	10	19	0	3	1	0	0	1	4	.211	2	0	4	0	.238	0	0	0	0
25	Beck Urofsky	.000	4	1	1	0	0	0	0	0	0	0	.000	0	0	1	0	.000	0	0	0	0
37	Huxley Holcombe	.000	14	3	1	0	0	0	0	0	0	0	.000	0	1	0	0	.500	0	0	0	0
TOTALS		.287	34		1219	239	350	48	7	46	220	550	.451	125	51	309	22	.375	8	14	34	47
OPPONENTS		.292	34		1166	278	340	71	10	41	261	554	.475	204	53	232	19	.415	17	19	53	62

PITCHING STATISTICS

#	PLAYER	ERA	W	L	APP	GS	CG	SHO	SV	IP	H	R	ER	BB	SO	2B	3B	HR	AB	AVG	WP	HBP	BK	SFA	SHA
13	Ethan Hamill	5.74	3	3	11	8	0	0/0	1	53.1	57	41	34	23	27	10	2	7	205	.278	4	9	1	2	4
16	Noah Keller	6.30	1	5	11	7	0	0/0	0	40.0	54	40	28	25	39	13	0	4	167	.323	1	5	1	1	3
37	Huxley Holcombe	8.00	2	2	11	3	0	0/0	0	36.0	41	34	32	25	21	11	2	8	139	.295	4	4	0	2	5
42	Josh Shea	0.00	0	0	1	0	0	0/0	0	1.0	1	0	0	0	1	0	0	0	4	.250	0	0	0	0	0
3	Chris Ellison	4.67	3	0	13	0	0	0/0	0	17.1	10	10	9	13	14	1	0	1	59	.169	1	2	0	2	1
12	Ryan Porter	8.10	0	1	10	0	0	0/0	2	20.0	29	18	18	10	14	5	1	2	82	.354	3	4	1	1	1
33	Von Baker	8.17	1	0	12	1	0	0/0	0	25.1	23	23	23	22	19	5	1	4	94	.245	4	8	0	4	1
9	Story Kimura	8.18	2	1	9	0	0	0/0	0	11.0	16	11	10	9	9	4	0	2	45	.356	3	2	0	2	0
32	Carson Mayfield	8.55	2	2	8	8	0	0/0	0	33.2	41	32	32	13	27	5	2	5	137	.299	3	4	0	0	1
36	Nathaniel Jennewein	9.00	0	1	11	1	0	0/0	0	17.0	18	17	17	16	21	3	1	2	67	.269	4	4	0	1	0
30	William Jaun	9.32	1	4	10	5	0	0/0	1	28.0	27	30	29	27	23	3	0	3	104	.260	7	5	0	2	3
28	Max Foster	9.64	0	0	6	0	0	0/0	0	4.2	9	5	5	9	6	3	1	2	22	.409	1	0	0	0	0
21	John Gerfen	10.38	0	0	5	0	0	0/0	0	4.1	7	6	5	3	7	3	0	0	22	.318	0	0	1	0	0
25	Beck Urofsky	18.00	0	0	3	1	0	0/0	0	2.0	5	4	4	2	1	3	0	1	11	.455	1	2	0	0	0
26	Tom Clancy	20.25	0	0	2	0	0	0/0	0	1.1	0	3	3	3	2	0	0	0	4	.000	0	1	0	0	0
17	William Stephens	36.00	0	0	3	0	0	0/0	0	1.0	2	4	4	4	1	2	0	0	4	.500	0	3	0	0	0
TOTALS		7.69	15	19	34	0	0	4	296.0	340	278	253	204	232	71	10	41	1166	.292	36	53	4	17	19	
OPPONENTS		5.92	19	15	34	0	2	8	302.2	350	239	199	125	309	48	7	46	1219	.287	27	51	1	8	14	

2024 CORNELL IVY LEAGUE STATISTICS

Overall15-19

Home7-5

Away8-14

Neutral0-0

Ivy League11-10

BATTING STATISTICS

#	PLAYER	AVG	GP	GS	AB	R	H	2B	3B	HR	RBI	TB	SLG%	BB	HBP	SO	GDP	OB%	SF	SH	SB	ATT
1	John Quinlan	.424	21	21	99	27	42	5	1	3	13	58	.586	7	2	13	0	.472	0	2	7	9
7	Max Jensen	.402	21	21	92	18	37	5	1	3	26	53	.576	9	3	8	0	.471	0	0	3	3
6	Kyle Musser	.381	10	3	21	5	8	0	0	0	1	8	.381	3	1	4	1	.480	0	0	0	0
19	Mark Quatrani	.333	19	19	69	14	23	2	0	7	30	46	.667	10	9	9	2	.477	0	0	1	1
4	Caden Wildman	.304	21	19	79	17	24	2	0	3	18	35	.443	3	5	22	2	.368	0	1	4	4
22	Jakobi Davis	.286	21	21	70	17	20	2	1	3	10	33	.471	12	1	25	0	.398	0	2	4	5
20	Kevin Hager	.268	11	11	41	7	11	0	0	2	4	17	.415	3	1	12	0	.333	0	1	0	0
23	Braden Mack	.265	13	13	49	8	13	2	0	1	15	18	.367	0	1	15	3	.275	1	1	0	1
8	Luke Johnson	.256	15	9	39	8	10	1	0	0	0	11	.282	4	2	9	0	.356	0	0	0	0
18	TJ Swidorski	.244	10	10	41	8	10	1	0	0	3	11	.268	2	2	12	0	.304	1	0	2	3
40	Nathan Waugh	.228	21	21	79	23	18	4	0	3	17	31	.392	15	5	30	0	.376	2	0	0	0
2	Matt Barnhorst	.185	21	21	81	12	15	4	0	6	19	37	.457	3	1	26	1	.221	1	3	2	5
15	Owen Carlson	.143	7	0	7	0	1	0	0	0	0	1	.143	0	0	2	0	.143	0	0	0	0
12	Ryan Porter	.000	9	0	1	0	0	0	0	0	0	0	.000	0	0	1	0	.000	0	0	0	0
37	Huxley Holcombe	.000	8	2	0	0	0	0	0	0	0	0	.000	0	1	0	0	1.000	0	0	0	0
TOTALS		.302	21		768	164	232	28	3	31	156	359	.467	71	34	188	9	.384	5	10	23	31
OPPONENTS		.286	21		724	156	207	42	4	20	146	317	.438	107	36	147	10	.398	13	14	27	33

PITCHING STATISTICS

#	PLAYER	ERA	W	L	APP	GS	CG	SHO	SV	IP	H	R	ER	BB	SO	2B	3B	HR	AB	AVG	WP	HBP	BK	SFA	SHA
25	Beck Urofsky	0.00	0	0	1	0	0	0/0	0	0.1	0	0	0	0	0	0	0	0	1	.000	0	1	0	0	0
3	Chris Ellison	2.57	3	0	9	0	0	0/0	0	14.0	6	4	4	9	10	1	0	0	45	.133	1	2	0	2	0
21	John Gerfen	3.86	0	0	3	0	0	0/0	0	2.1	3	1	1	0	3	1	0	0	11	.273	0	0	1	0	0
13	Ethan Hamill	5.18	3	2	7	7	0	0/0	0	40.0	40	26	23	16	20	8	1	2	148	.270	1	6	0	2	4
16	Noah Keller	6.25	1	4	7	7	0	0/0	0	31.2	43	27	22	13	30	10	0	4	131	.328	1	5	1	1	3
33	Von Baker	6.61	1	0	7	0	0	0/0	0	16.1	14	12	12	12	14	1	1	3	60	.233	2	6	0	3	1
37	Huxley Holcombe	6.66	2	1	7	2	0	0/0	0	24.1	20	20	18	17	17	7	1	4	86	.233	2	3	0	1	4
32	Carson Mayfield	7.58	1	0	4	4	0	0/0	0	19.0	22	16	16	5	19	3	0	2	75	.293	1	3	0	0	1
30	William Jaun	8.38	0	1	4	1	0	0/0	1	9.2	10	10	9	9	10	1	0	1	38	.263	3	3	0	1	0
12	Ryan Porter	9.00	0	1	8	0	0	0/0	2	18.0	27	18	18	10	13	5	1	2	74	.365	3	4	1	1	1
36	Nathaniel Jennewein	10.24	0	0	6	0	0	0/0	0	9.2	12	11	11	9	11	1	0	1	39	.308	2	1	0	1	0
9	Story Kimura	20.25	0	1	3	0	0	0/0	0	2.2	9	7	6	5	0	3	0	1	15	.600	1	1	0	1	0
17	William Stephens	∞	0	0	1	0	0	0/0	0	0.0	1	4	4	2	0	1	0	0	1	1.000	0	1	0	0	0
TOTALS		6.89	11	10	21	0	0	3	188.0	207	156	144	107	147	42	4	20	724	.286	17	36	3	13	14	
OPPONENTS		6.74	10	11	21	0	1	4	185.2	232	164	139	71	188	28	3	31	768	.302	20	34	1	5	10	

GAME-BY-GAME INFORMATION

			TIME/ FINAL	CORNELL				OPPONENT													
DATE	OPPONENT			R	H	E	LOB	R	H	E	LOB	REC	IVY	POS	GB	WIN	LOSS	SAVE	TIME	ATT	
2/23	at Georgia Tech	L, 6-9		6	8	3	11	9	11	1	12	0-1	—	—	—	Stanford (1-0)	Keller (0-1)	—	3:02	1,063	
2/24	at Georgia Tech	L, 2-12		2	9	1	8	12	12	0	11	0-2	—	—	—	Finateri (2-0)	Holcombe (0-1)	—	2:45	1,320	
2/25	at Georgia Tech	W, 11-4		11	11	1	6	4	7	2	7	1-2	—	—	—	Jaun (1-0)	Patel (0-1)	Hamill (1)	2:36	1,182	
3/1	at James Madison	L, 1-5		1	6	1	7	5	8	0	4	1-3	—	—	—	Mozoki (1-1)	Mayfield (0-1)	—	1:57	321	
3/2	at James Madison	L, 5-8		5	8	0	5	8	10	1	10	1-4	—	—	—	Kleinfelter (1-0)	Jennewein (0-1)	Logar (2)	2:30	521	
3/3	at James Madison	L, 5-7		5	6	1	4	7	7	0	7	1-5	—	—	—	Kinsler (3-0)	Jaun (1-1)	Vogatsky (2)	2:18	540	
3/9	at Georgetown	GAME CANCELED (NO MAKEUP SCHEDULED)										1-5	—	—	—						
3/10	at Georgetown	L, 6-24		6	8	2	9	24	20	3	13	1-6	—	—	—	Williams (2-0)	Mayfield (0-2)	—	3:20	297	
3/10	at Georgetown	L, 0-20		0	4	1	3	20	18	1	11	1-7	—	—	—	Mastroianni (2-0)	Jaun (1-2)	Leckszas (2)	2:41	301	
3/15	at Richmond	L, 4-8		4	10	1	12	8	9	1	8	1-8	—	—	—	Roche (2-3)	Jaun (1-3)	Hentschel (2)	2:40	215	
3/16	at Richmond	W, 9-3		9	16	2	9	3	9	0	8	2-8	—	—	—	Mayfield (1-2)	Reinke (0-3)	—	2:28	333	
3/17	at Richmond	L, 4-8		4	10	1	12	8	9	1	9	2-9	—	—	—	Corso (1-0)	Hamill (0-1)	—	2:39	374	
3/19	BINGHAMTON	GAME CANCELED (NO MAKEUP SCHEDULED)										2-9	—	—	—						
3/22	at Princeton	L, 3-4 (10)		3	9	0	5	4	4	1	2	2-10	0-1	T-5th	1.0	Faulkner (2-1)	Holcombe (0-2)	—	2:12	43	
3/22	at Princeton	L, 3-4		3	9	0	9	4	6	1	7	2-11	0-2	T-7th	2.0	D'Alessio (1-0)	Porter (0-1)	—	2:14	43	
3/24	at Princeton	W, 15-2		15	15	0	8	2	5	4	7	3-11	1-2	T-5th	2.0	Hamill (1-1)	Shapiro (0-1)	—	2:39	122	
3/30	DARTMOUTH	W, 7-5		7	7	1	7	5	10	3	9	4-11	2-2	T-4th	1.0	Mayfield (2-2)	Dumsky (1-2)	Porter (1)	2:34	300	
3/30	DARTMOUTH	W, 17-2		17	16	1	5	2	11	1	12	5-11	3-2	T-2nd	1.0	Baker (1-1)	Milberg (0-2)	—	2:49	170	
3/31	DARTMOUTH	W, 11-4		11	13	0	6	4	6	1	6	6-11	4-2	2nd	1.0	Hamill (2-1)	Albert (1-1)	—	2:23	182	
4/6	HARVARD	W, 5-4		5	6	0	8	4	5	2	3	7-11	5-2	2nd	1.0	Holcombe (1-2)	Burns (0-3)	—	2:08	217	
4/7	HARVARD	L, 6-14		6	15	3	9	14	15	1	5	7-12	5-3	2nd	2.0	Matson (1-2)	Keller (0-2)	Cleary (1)	2:57	192	
4/7	HARVARD	W, 6-5		6	8	1	6	5	10	1	6	8-12	6-3	2nd	2.0	Ellison (1-0)	Narottam (0-3)	—	2:27	236	
4/13	at Penn	L, 5-6		5	10	0	10	6	11	0	8	8-13	6-4	T-2nd	2.0	Zaffiro (4-3)	Keller (0-3)	Ozmer (4)	2:48	267	
4/13	at Penn	W, 18-11		18	14	0	8	11	11	1	10	9-13	7-4	2nd	2.0	Holcombe (2-2)	Dromboski (0-5)	—	3:10	258	
4/14	at Penn	W, 11-9		11	14	1	8	9	8	3	8	10-13	8-4	2nd	1.0	Ellison (2-0)	Trop (2-2)	—	3:10	379	
4/16	at Binghamton	W, 9-7		9	10	0	8	7	6	2	10	11-13	—	—	—	Kimura (1-0)	Rosner (0-1)	—	3:05	287	
4/20	YALE	W, 10-9 (10)		10	13	2	6	9	11	1	9	12-13	9-4	2nd	0.5	Ellison (3-0)	Evans (1-1)	—	3:14	317	
4/20	YALE	W, 8-2		8	12	0	10	2	6	2	6	13-13	10-4	2nd	0.5	Keller (1-3)	Shaw (2-7)	Porter (2)	2:10	218	
4/21	YALE	L, 3-6		3	9	0	7	6	10	0	8	13-14	10-5	2nd	2.0	Cohen (3-3)	Hamill (2-2)	Evans (6)	2:33	185	
4/27	COLUMBIA	L, 11-14		11	12	2	3	14	18	1	13	13-15	10-6	2nd	3.0	Yoo (5-1)	Keller (1-4)	Parkinson (2)	2:59	223	
4/27	COLUMBIA	L, 2-14		2	7	0	11	14	16	0	14	13-16	10-7	T-2nd	4.0	Sheets (4-3)	Jaun (1-4)	—	3:10	173	
4/28	COLUMBIA	L, 0-13		0	2	1	4	13	14	0	10	13-17	10-8	3rd	5.0	Santana (3-0)	Hamill (2-3)	—	2:30	219	
5/1	at Binghamton	W, 13-7		13	13	1	8	7	6	1	8	14-17	—	—	—	Kimura (2-0)	Griffin (1-2)	—	3:22	253	
5/4	at Brown	L, 2-11		2	7	0	11	11	13	0	8	14-18	10-9	3rd	5.5	Meyers (4-4)	Keller (1-5)	—	2:42	310	
5/4	at Brown	L, 12-13 (10)		12	20	2	14	13	11	1	12	14-19	10-10	4th	6.5	Oshinskie (1-0)	Kimura (2-1)	—	3:38	310	
5/5	at Brown	W, 9-4		9	14	1	8	4	6	2	6	15-19	11-10	T-3rd	6.0	Hamill (3-3)	Gottam (2-8)	Jaun (1)	2:38	427	
5/17	vs. Princeton	11 a.m.																			
5/18	TBD	TBD																			

2024 CORNELL BASEBALL TV / PHOTO ROSTER



JOHN QUINLAN
1 | OF
5'9" | 180 | S/R | Jr.




MATT BARNHORST
2 | INF/OF
6'0" | 195 | R/R | Sr.




CHRIS ELLISON
3 | RHP
6'0" | 190 | R/R | Jr.



CADEN WILDMAN
4 | OF
6'3" | 215 | R/R | So.



WILL LONG
5 | RHP
6'0" | 170 | R/R | Jr.



KYLE MUSSER
6 | OF
5'10" | 182 | R/R | Jr.



MAX JENSEN
7 | INF
6'3" | 210 | L/R | Jr.



LUKE JOHNSON
8 | INF
6'1" | 180 | R/R | Fr.



STORY KIMURA
9 | RHP
6'0" | 175 | R/R | Sr.



MATTHEW WALTERS
11 | OF
5'11" | 195 | R/R | So.



RYAN PORTER
12 | OF/RHP
6'0" | 185 | R/R | Jr.



ETHAN HAMILL
13 | RHP
6'3" | 200 | R/L | So.



OWEN CARLSON
15 | INF
5'11" | 180 | L/R | Fr.



NOAH KELLER
16 | LHP
6'1" | 210 | L/L | So.



WILLIAM STEPHENS
17 | RHP
6'2" | 205 | R/R | Sr.



TJ SWIDORSKI
18 | INF
6'0" | 185 | R/R | So.



MARK QUATRANI
19 | C
5'11" | 200 | R/R | Fr.



KEVIN HAGER
20 | INF
6'0" | 190 | R/R | Fr.



JOHN GERFEN
21 | LHP
6'0" | 195 | R/L | So.



JAKOBI DAVIS
22 | OF
6'4" | 210 | L/L | Jr.



BRADEN MACK
23 | C
6'2" | 210 | R/R | Sr.



BECK UROFSKY
25 | INF/RHP
6'4" | 225 | R/R | So.



TOM CLANCY
26 | RHP
6'1" | 190 | R/R | Jr.



MAX FOSTER
28 | RHP
6'3" | 210 | R/R | Fr.



WILLIAM JAUN
30 | LHP/1B
6'3" | 225 | L/L | Jr.



GRAHAM BIBEN
31 | RHP
6'0" | 170 | R/R | Fr.



CARSON MAYFIELD
32 | RHP
6'5" | 200 | R/R | So.



VON BAKER
33 | RHP
6'7" | 235 | R/R | Sr.



ETHAN VAN SICE
34 | RHP
5'9" | 170 | R/R | Fr.




NATHANIEL JENNEW EIN
36 | LHP
5'11" | 180 | R/L | Fr.



HUXLEY HOLCOMBE
37 | LHP/OF
6'6" | 180 | L/L | Fr.



ASHER GARDY
38 | RHP
6'2" | 185 | R/R | So.



NATHAN WAUGH
40 | C
6'5" | 230 | R/R | Sr.



JACKSON MARKO
41 | C
5'10" | 175 | R/R | Fr.



JOSH SHEA
42 | RHP
5'11" | 175 | R/R | So.



DAN PEPICELLI
24 | Head Coach
9th season




TOM FORD
14 | Associate Head Coach
34th Season



JOHN TOPPA
27 | Assistant Coach
2nd Season



JUSTIN DEVOID
44 | Volunteer Assistant
2nd Season



GRACE DESTEFANO
Athletic Trainer
2nd Season