

CORNELL BIG RED

2024 BASEBALL GAME NOTES

6 IVY LEAGUE REGULAR-SEASON CHAMPIONSHIPS | 7 ALL-AMERICANS | 57 FIRST TEAM ALL-IVY SELECTIONS

2024 SCHEDULE

FEBRUARY (1-2)

23	at Georgia Tech	ACCNX	L, 6-9
24	at Georgia Tech	ACCNX	L, 2-12
25	at Georgia Tech	ACCNX	W, 11-4

MARCH (5-9)

1	at James Madison		L, 1-5
2	at James Madison		L, 5-8
3	at James Madison		L, 5-7
9	at Georgetown (DH)		Canceled
10	at Georgetown (DH)	MuscoVision	L, 6-24
10	at Georgetown (DH)	MuscoVision	L, 0-20
15	at Richmond	ESPN+	L, 4-8
16	at Richmond	ESPN+	W, 9-3
17	at Richmond	ESPN+	L, 4-8
19	BINGHAMTON	ESPN+	Canceled
22	at Princeton* (DH)	ESPN+	L, 3-4 (10 inn.)
22	at Princeton* (DH)	ESPN+	L, 3-4
23	at Princeton*	ESPN+	W, 15-2
30	DARTMOUTH* (DH)	ESPN+	W, 7-5
30	DARTMOUTH* (DH)	ESPN+	W, 17-2
31	DARTMOUTH*	ESPN+	W, 11-4

APRIL

6	HARVARD*	ESPN+	2 p.m.
7	HARVARD* (DH)	ESPN+	11:30 a.m.
7	HARVARD* (DH)	ESPN+	2:30 p.m.
13	at Penn* (DH)	ESPN+	11:30 a.m.
13	at Penn* (DH)	ESPN+	2:30 p.m.
14	at Penn*	ESPN+	12 p.m.
16	at Binghamton	ESPN+	6:30 p.m.
20	YALE* (DH)	ESPN+	11:30 a.m.
20	YALE* (DH)	ESPN+	2:30 p.m.
21	YALE*	ESPN+	12 p.m.
27	COLUMBIA* (DH)	ESPN+	11:30 a.m.
27	COLUMBIA* (DH)	ESPN+	2:30 p.m.
28	COLUMBIA*	ESPN+	12 p.m.
30	at Binghamton		6:30 p.m.

MAY

4	at Brown* (DH)	ESPN+	11:30 a.m.
4	at Brown* (DH)	ESPN+	2:30 p.m.
5	at Brown*	ESPN+	12 p.m.

All game times Eastern, subject to change

* - Denotes Ivy League contest

Bold Red CAPS denotes home game



MEDIA CONTACT

MARSHALL HAIM

Assistant Director of Athletic Communications

✉ mh2348@cornell.edu

☎ (716) 465-4945 (mobile)

HARVARD CRIMSON

AT

CORNELL BIG RED

GAMES 18-20 | APRIL 6-7 | ITHACA, N.Y. | BOOTH FIELD | HARVARD LEADS SERIES, 112-58

4-17

OVERALL

2-4

IVY LEAGUE

-/-/-

RANKS (D1B/NCBWA/USAT)

Bill Decker

35TH SEASON AS HEAD COACH

168-234 (.418)

12TH SEASON AT HARVARD

6-11

OVERALL

4-2

IVY LEAGUE

-/-/-

RANKS (D1B/NCBWA/USAT)

Dan Pepicelli

20TH SEASON AS HEAD COACH

90-157-1 (.365)

9TH SEASON AT CORNELL

GAME INFORMATION

SATURDAY

ESPN+

Play-by-Play: Henry Geller

Analyst: Matthew Furman

Live Stats: cornellbigred.com

SUNDAY - GAME ONE

ESPN+

Play-by-Play: Matthew Furman

Analyst: Henry Geller

Live Stats: cornellbigred.com

SUNDAY - GAME TWO

ESPN+

Play-by-Play: Henry Geller

Analyst: Matthew Furman

Live Stats: cornellbigred.com

SATURDAY'S FORECAST

☁ 43° ☀ 7:38

Temperature: 45° high | 35° low

Forecast: Cloudy, 25% chance of precip

Winds: NNW 10-20 mph

SUNDAY'S FORECAST

☁ 43° ☀ 7:39

Temperature: 52° high | 31° low

Forecast: Mostly cloudy

Winds: NNW 10-15 mph

SUNDAY'S FORECAST

☁ 48° ☀ 7:39

Temperature: 52° high | 31° low

Forecast: Partly cloudy

Winds: NNW 10-15 mph

PROBABLE STARTING PITCHERS

RHP Will Burns (0-2, 7.20)
RHP Carson Mayfield (2-2, 7.86)

RHP Sean Matson (0-2, 3.13)
LHP Noah Keller (0-1, 4.26)

RHP Callan Fang (1-2, 5.94)
RHP Ethan Hamill (2-1, 4.33)

FIRST PITCH

► Riding a four-game win streak, the Cornell baseball team returns to Booth Field this weekend to conclude its six-game homestand as it hosts Harvard in a three-game Ivy League series.

KEEP THE STREAK GOING

► The Big Red's four-game win streak is its longest since compiling five straight wins from April 27 to May 4 during the 2019 season.

► Should Cornell win the first two games against Harvard this weekend, it would be the Big Red's first six-game win streak since 2013, when it won seven consecutive games from March 16 to March 24 (two against Appalachian State and Davidson, three against Villanova).

WEEKEND REWIND

► Cornell recorded its first three-game series sweep since 2013 against Villanova (March 22-24) when it defeated Dartmouth in a trio of Ancient Eight contests in the Big Red's home-opening weekend at Booth Field by scores of 7-5, 17-2, and 11-4.

► Junior outfielder **JOHN QUINLAN** (6-for-12) and sophomore outfielder **CADEN WILDMAN** (5-for-10) batted .500 on the weekend, starting in all three victories for the Big Red. Quinlan also posted team highs in runs (7) and hits (6) while serving as Cornell's leadoff hitter. Fellow junior outfielder **JAKOBI DAVIS** (.444 — 5-for-11) was the other Big Red starter with a batting average north of .400.

► Freshman catcher **MARK QUATRANI** batted .444 (4-for-9) over the final two games against Dartmouth with three home runs and nine RBI, leading to being named the Ivy League's Rookie of the Week. Quatrani went 3-for-5 with two home runs and six RBI in his first appearance on the weekend, becoming the first Cornell freshman player since **GARY KACZOR** to have a multi-home run game. Kaczor did so against Temple on May 28, 1977, in the NCAA Tournament in Middletown, Conn.

► The Rookie of the Week honor was Cornell's first since **MAX JENSEN** on Feb. 28, 2022, and was the program's first weekly award from the Ivy League since former right-handed pitcher **LUKE YACINICH** was named Pitcher of the Week on May 9, 2022.

► Cornell pitching registered a 3.57 team ERA on the weekend, yielding 11 runs (all earned) over its 27 innings pitched. The Big Red hurlers held Dartmouth to a .270 batting average and allowed just four extra-base hits (four doubles) out of the 27 base knocks allowed.

► Sophomore starting pitchers **CARSON MAYFIELD**, **NOAH KELLER**, and **ETHAN HAMILL** combined to log a 3.24 weekend ERA after allowing six runs in 17.2 innings.

2024 CORNELL BIG RED ROSTER

NO	NAME	POS	B/T	HT	WT	YR	HOMETOWN / HIGH SCHOOL (PREVIOUS SCHOOL)
1	John Quinlan	OF	S/R	5-9	180	Jr.	Menlo Park, Calif. / Menlo-Atherton
2	Matt Barnhorst	INF	R/R	6-0	195	Sr.	Ponte Vedra Beach, Fla. / Ponte Vedra
3	Chris Ellison	RHP	R/R	6-0	190	Jr.	Howell, N.J. / Howell
4	Caden Wildman	OF	R/R	6-3	215	So.	Woodbury, Minn. / East Ridge
5	Will Long	RHP	R/R	6-0	170	Jr.	Great Falls, Va. / Langley
6	Kyle Musser	OF	R/R	5-10	182	Jr.	Lititz, Pa. / Manheim Township
7	Max Jensen	INF	L/R	6-3	210	Jr.	Burke, Va. / Lake Braddock
8	Luke Johnson	INF	R/R	6-1	180	Fr.	Coto de Caza, Calif. / Santa Margarita Catholic
9	Story Kimura	RHP	R/R	6-0	175	Sr.	Dallas, Texas / The Lawrenceville School [N.J.]
11	Matthew Walters	OF	R/R	5-11	195	So.	Granbury, Texas / Granbury
12	Ryan Porter	OF/RHP	R/R	6-0	185	Jr.	Houston, Texas / Paetow
13	Ethan Hamill	RHP	R/R	6-3	200	So.	Chester, Va. / Thomas Dale
15	Owen Carlson	INF	L/R	5-11	180	Fr.	Los Angeles, Calif. / Harvard-Westlake School
16	Noah Keller	LHP	L/L	6-1	210	So.	Goodrich, Mich. / Goodrich
17	William Stephens	RHP	R/R	6-2	205	Sr.	Stone Mountain, Ga. / Marist
18	TJ Swidorski	INF	R/R	6-0	185	So.	Woodbury, Minn. / East Ridge
19	Mark Quatrani	C/INF	R/R	5-11	200	Fr.	Springfield, Pa. / The Haverford School
20	Kevin Hager	INF	R/R	6-0	190	Fr.	Berkeley Heights, N.J. / Delbarton School
21	John Gerfen	LHP	R/L	6-0	195	So.	Brewster, N.Y. / Brewster
22	Jakobi Davis	OF	L/L	6-4	210	Jr.	Sarasota, Fla. / Sarasota Riverview
23	Braden Mack	C	R/R	6-2	210	Sr.	Woodbridge, Va. / Potomac
25	Beck Urofsky	RHP/INF	R/R	6-4	225	So.	Silver Spring, Md. / Bethesda-Chevy Chase
26	Tom Clancy	RHP	R/R	6-1	190	Jr.	Westfield, N.J. / Newark
28	Max Foster	RHP	R/R	6-3	210	Fr.	Bethel, Conn. / Bethel
30	William Jaun	LHP/1B	L/L	6-3	225	Jr.	Loveland, Ohio / St. Xavier
31	Graham Biben	RHP	R/R	6-0	170	Fr.	New York, N.Y. / Riverdale Country School
32	Carson Mayfield	RHP	R/R	6-5	200	So.	Annandale, Va. / Bishop O'Connell
33	Von Baker	RHP	R/R	6-7	235	Sr.	St. Johnsville, N.Y. / Oppenheim-Ephratah-St. Johnsville
34	Ethan Van Sice	RHP	R/R	5-9	170	Fr.	Arlington, Va. / Gonzaga College [D.C.]
36	Nathaniel Jennewein	LHP	R/L	5-11	180	Fr.	Tampa, Fla. / T.R. Robinson
37	Huxley Holcombe	LHP/OF	L/L	6-6	180	Fr.	Worcester, Mass. / Worcester Academy
38	Asher Gardy	RHP	R/R	6-2	185	So.	Springfield, Va. / Lake Braddock (James Madison)
40	Nathan Waugh	C	R/R	6-5	230	Sr.	Placentia, Calif. / Yorba Linda
41	Jackson Marko	C	R/R	5-10	175	So.	Syracuse, N.Y. / Christian Brothers Academy
42	Josh Shea	RHP	R/R	5-11	175	So.	Cortlandt Manor, N.Y. / Hendrick Hudson

PITCHERS (16)		
3	Chris Ellison	R/R Jr.
5	Will Long	R/R Jr.
9	Story Kimura	R/R Sr.
13	Ethan Hamill	R/R So.
16	Noah Keller	L/L So.
17	William Stephens	R/R Sr.
21	John Gerfen	R/L So.
26	Tom Clancy	R/R Jr.
28	Max Foster	R/R Fr.
31	Graham Biben	R/R Fr.
32	Carson Mayfield	R/R So.
33	Von Baker	R/R Sr.
34	Ethan Van Sice	R/R Fr.
36	Nathaniel Jennewein	R/L Fr.
38	Asher Gardy	R/R So.
42	Josh Shea	R/R So.

CATCHERS (4)		
19	Mark Quatrani	R/R Fr.
23	Braden Mack	R/R Sr.
40	Nathan Waugh	R/R Sr.
41	Jackson Marko	R/R So.

INFIELDERS (6)		
2	Matt Barnhorst	R/R Sr.
7	Max Jensen	L/R Jr.
8	Luke Johnson	R/R Fr.
15	Owen Carlson	L/R Fr.
18	TJ Swidorski	R/R So.
20	Kevin Hager	R/R Fr.

OUTFIELDERS (5)		
1	John Quinlan	S/R Jr.
4	Caden Wildman	R/R So.
6	Kyle Musser	R/R Jr.
11	Matthew Walters	R/R So.
22	Jakobi Davis	L/L Jr.

UTILITY (4)		
12	Ryan Porter	R/R Jr.
25	Beck Urofsky	R/R So.
30	William Jaun	L/L Jr.
37	Huxley Holcombe	L/L Fr.

COACHING AND SUPPORT STAFF

Head Coach:	Dan Pepicelli
Associate Head Coach:	Tom Ford
Assistant Coach:	John Toppa
Volunteer Assistant Coach:	Justin Devoid
Athletic Trainer:	Grace DeStefano















PRUH-NUHN-SEE-AY-SHN GUIDE

6	Kyle Musser	MUH-sir
9	Story Kimura	kih-MURR-uh
18	TJ Swidorski	swih-DOOR-skee
19	Mark Quatrani	kwah-TRAH-knee
20	Kevin Hager	HAY-gher
25	Beck Urofsky	yuhr-OFF-skee
30	William Jaun	john
31	Graham Biben	BYE-bin
34	Ethan Van Sice	van SIYS
36	Nathaniel Jennewein	jen-IH-wine
40	Nathan Waugh	WAH
HC	Dan Pepicelli	PEP-ih-sell-ee
AC	John Toppa	TOE-puh
VAC	Justin Devoid	dih-VOID

ROSTER BREAKDOWN

FRESHMAN (9)	SOPHOMORE (11)	JUNIOR (9)	SENIOR (6)
8 Johnson	4 Wildman	1 Quinlan	2 Barnhorst
15 Carlson	11 Walters	3 Ellison	9 Kimura
19 Quatrani	13 Hamill	5 Long	17 Stephens
20 Hager	16 Keller	6 Musser	23 Mack
28 Foster	18 Swidorski	7 Jensen	33 Baker
31 Biben	21 Gerfen	12 Porter	40 Waugh
34 Van Sice	25 Urofsky	22 Davis	
36 Jennewein	32 Mayfield	26 Clancy	
37 Holcombe	38 Gardy	30 Jaun	
	41 Marko		
	42 Shea		

BY STATE / PROVINCE / COUNTRY

 Virginia	7	 Texas	3	 Maryland	1
 New York	5	 Minnesota	2	 Massachusetts	1
 California	4	 Pennsylvania	2	 Michigan	1
 Florida	3	 Connecticut	1	 Ohio	1
 New Jersey	3	 Georgia	1		

CORNELL QUICK FACTS

GENERAL INFORMATION

Location Ithaca, N.Y.
Enrollment (2023 Fall Undergraduate) 16,071
Founded 1865
Nickname Big Red
School Colors Carnelian Red (Pantone 187) and White
Conference Ivy League
President Martha E. Pollack
Meakam Smith Director of Athletics Dr. Nicki Moore
Athletics Website CornellBigRed.com

HISTORY

Seasons of Baseball 153rd
First Season 1869
All-Time Record (Win %) 1753-1997-35 (.468)
Ivy League Regular-Season Titles (last) 6 (2012)
Ivy League Championship Titles (last) 1 (2012)
NCAA Tournament Appearances (last) 1 (2012)
Most Consecutive NCAA Appearances Never
College World Series Appearances (last) Never
National Championships None
NCAA Tournament Record (Win %) 0-2 (.000)

BOOTH FIELD

Year Opened (Season) 2023 (2nd)
Dimensions 318' (LF/RF), 390' (CF), 397' (LCF/RCF)
Capacity 500
All-Time Record (Win %) 4-5 (.444)
Under Dan Pepicelli (Win %) 4-5 (.444)

COACHING STAFF

Head Coach Dan Pepicelli (SUNY Cortland '90)
Overall Record 311-334-3 (.482)
Record at Cornell 90-157-1 (.365)
Associate Head Coach Tom Ford (Ithaca '79)
Assistant Coach John Toppa (UConn '19)
Volunteer Assistant Justin Devoid (Colby-Sawyer '17)

2023 REVIEW

Overall Record 9-26
Ivy League Record (Finish) 8-13 (7th)
Home Record 2-8
Road Record 7-16
Neutral Record 0-2
Ivy League Championship Series Did not qualify
NCAA Tournament Not selected
D1Baseball.com Poll Ranking (final) N/A
NCBWA Poll Ranking (final) N/A
USA Today Poll Ranking (final) N/A

2024 TEAM INFORMATION

Letterwinners Returning / Lost 13 / 8
Newcomers 11
Fr / So / Jr / Sr 9 / 11 / 9 / 6

ATHLETIC COMMUNICATIONS

Jeremy Hartigan
Associate Director of Athletics for Communications
Marshall Haim
Assistant Director of Athletic Communications (BB)
Phone (mobile) (716) 465-4945
Email mh2348@cornell.edu
Matthew Jensen
Assistant Director of Athletic Communications
Aaron Kelly
Assistant Director of Athletic Communications
Ben Blakely
Communications Coordinator
Mike Hogan
Communications Coordinator

Mailing Address Cornell University Athletics
Teagle Hall, 512 Campus Road, Ithaca, N.Y., 14853
Twitter / Instagram @CornellSports
Facebook /CornellSports

#YELLCORNELL

SCOUTING REPORT



as of 4/3/24



BATTING LEADERS

.262	BATTING AVG.	>>	.274
5.33	RUNS	>>	6.41
1.38	DOUBLES	>>	1.59
0.238	<< TRIPLES	>>	0.235
0.90	HOME RUNS	>>	1.29
5.00	RBI	>>	5.76
.338	ON-BASE PCT.	>>	.364
.394	SLUGGING PCT.	>>	.442
21/24 (.875)	<< STOLEN BASES	>>	15/23 (.652)
8.36	ERA	>>	7.33
7.62	<< STRIKEOUTS	>>	6.59
.272	<< OPPONENT AVG.	>>	.285
1.97	WHIP	>>	1.88
.950	FIELDING PCT.	>>	.975



HARVARD

	AVG	OBP	SLG	OPS
9 Ben Rounds	.416	.516	.688	1.204
27 Chris Snopek	.284	.333	.506	.839
20 Matt Giberti	.281	.349	.368	.717
6 George Cooper	.250	.277	.350	.627
15 Jake Berger	.250	.302	.289	.591



CORNELL

	AVG	OBP	SLG	OPS
23 Braden Mack	.341	.386	.488	.874
4 Caden Wildman	.333	.436	.424	.860
7 Max Jensen	.333	.479	.579	1.058
40 Nathan Waugh	.300	.380	.514	.894
22 Jakobi Davis	.269	.356	.481	.837

HAVING A GRAND (SLAM) TIME!

► Cornell's three grand slams last weekend increased its season total to four, matching the 2017 squad for the most bases-clearing home runs in a season since 2003 (**WILL SIMONEIT** — twice; **TOMMY WAGNER** and **ELLIS BITAR** — once).

► All four of Cornell's grand slams on the year have come over its last four games, as junior center fielder **JAKOBI DAVIS** hit the Big Red's first grand slam against Princeton on March 24. Last weekend, the Big Red added on three more grand slams, beginning with senior catcher **NATHAN WAUGH** in the opening game of last Saturday's doubleheader. Senior first baseman **BRADEN MACK** (first collegiate home run) and freshman catcher **MARK QUATRANI** tacked on grand slams in the nightcap.

► The multiple grand slams in a game was the first time since Simoneit and Wagner at Towson on April 5, 2017.

LOOKING TO EXTEND THEIR STREAKS

► Senior catcher **NATHAN WAUGH** (21 games), junior outfielder **JAKOBI DAVIS** (20 games), and junior infielder **MAX JENSEN** (13 games) all enter this weekend riding double-digit on-base streaks — the streaks for Waugh and Davis both date back to last season.

► Waugh has a .318/.404/.541 slash line during his 21-game on-base streak, as the senior catcher had his 19-game hit streak snapped last Saturday. During his on-base streak, Waugh has recorded four doubles, five home runs, and driven in 25 runs. Davis has a .854 OPS (.296/.375/.479) during his streak, dating back to the second game of an April 28, 2023 doubleheader against Penn, logging five doubles, a triple, two home runs, and eight RBI. Jensen is slashing .367/.475/.653 with a 1.128 OPS, recording four doubles, two triples, two home runs, and nine RBI while drawing seven walks, three hit by pitches, and only striking out three times.

WHEN IT RUNS, IT POURS

► Cornell has shown a knack for scoring runs in bundles this season, as 88 of its 109 runs have come in multi-run innings (80.7 percent of run production).

► Of the Big Red's 276 runs scored since the beginning of last season, 217 have come in innings that have featured at least two runs crossing home plate (78.6 percent of run production).

► Last weekend alone, Cornell had 31 of its 35 runs come in multi-run innings (88.6 percent of run production), featuring a pair of two-, four-, and five-run innings, along with multi-run innings of three and six runs.

► This season, Cornell has had 25 multi-run innings through its first six weekends of play, highlighted by a season-high seven-run first inning against Princeton on March 24.

► Since the beginning of the 2022 season, Cornell has had at least one multi-run inning in 69 of its 88 games (78.4 percent).

STAT BREAKDOWN

RUN-SCORING BREAKDOWN 2023 & 2024 Seasons

NUMBER OF RUNS	RUNS	PCT
One-Run Innings	59	21.4%
► Multi-Run Innings	217	78.6%



CARSON MAYFIELD RHP #32

2024 STATS: 2-2, 7.86 ERA, 26.1 IP, 11 BB, 20 SO

Height / Weight: 6-5 / 200 lbs.
Hometown: Annandale, Va.
High School: Bishop O'Connell

Bats/Throws: R/R
Year: Sophomore

MAYFIELD'S CAREER STATS

	W	L	ERA	G	GS	CG	IP	H	R	ER	HR	BB	SO	GDP	WHIP	AVG
2023	1	2	4.89	18	0	0	46.0	49	36	25	6	12	38	3	1.33	.266
2024	2	2	7.86	6	0	0	26.1	30	23	23	4	11	20	2	1.56	.280
TOTALS	3	4	5.97	24	6	0	72.1	79	59	48	10	23	58	5	1.41	.271

NEWS & NOTES ON MAYFIELD

► **THIS WEEKEND:** Mayfield is slated to take the ball for the 25th time in his collegiate career, while making his seventh career start — all of which have come this season.

► **LAST TIME OUT:** Earned the victory over Dartmouth after giving up four runs on eight hits over five innings of work ... walked three batters and struck out four during his outing.

► **AGAINST HARVARD:** Made a pair of relief appearances against the Crimson last season, amassing 3.2 innings pitched ... gave up five runs on eight hits while issuing three walks and also fanning a trio of Harvard hitters.

MAYFIELD AGAINST HARVARD

DATE	W-L	SCORE	IP	H	R	ER	HR	BB	SO	HBP	WP	BK	P/S	LEFT
4/14/23*	ND	6-7	1.0	3	3	3	0	2	0	0	0	0	32/18	—
4/15/23 (G1)*	ND	11-6	2.2	5	2	2	0	1	3	1	0	0	54/35	—
TOTALS	0-0	12.27	3.2	8	5	5	0	3	3	1	0	0	86/53	61.6%

► **2023:** Served as one of Cornell's go-to relievers, tying **SPENCER EDWARDS** for the most appearances on season (18) ... logged 46 innings while striking out 38 and issuing just 12 walks ... posted 1-2 record with a team-leading 4.89 ERA ... struck out a season-high five batters on two occasions (March 18 at George Mason and April 21 vs. Princeton) ... recorded first collegiate save at Yale (March 24) before collecting first victory over Columbia in following weekend (April 2) ... also earned second save at Dartmouth (May 6).

► **PRIOR TO CORNELL:** Four-year letterwinner in baseball at Falls Church and Bishop O'Connell ... named MVP at 2022 Mingo Bay Classic Tournament, where team claimed championship ... two-time captain (Falls Church - 2020; Bishop O'Connell - 2022) ... tabbed Second Team All-Region as a right-handed pitcher in 2019 while at Falls Church ... earned pair of First Team honors, being named First Team Division I All-State in 2021 and First Team All-WCAC in 2022 ... member of Expanded Services Mentoring Program at Bishop O'Connell in 2021-22.

► **PERSONAL:** Son of Jeff and Ann Mayfield, and has an older brother ... currently enrolled in the College of Arts and Sciences.

MAYFIELD'S 2024 GAME LOG

DATE/OPP	W/L	SCORE	IP	H	R	ER	HR	BB	SO	P/K	LEFT
2/23 at GT	ND	6-9	3.0	4	2	2	0	3	2	81/50	1-2
3/1 at JMU	L	1-5	5.1	4	3	3	2	1	3	78/45	1-2
3/10 (1) at GTWN	L	6-24	1.1	6	9	9	0	3	0	44/20	0-8
3/16 at RIC	W	9-3	5.0	5	2	2	1	1	3	59/42	3-2
3/22 (1) at PRIN	ND	3-4	6.2	3	3	3	1	0	8	88/58	2-3
3/30 (1) vs. DART	W	7-5	5.0	8	4	4	0	3	4	81/45	6-4
TOTALS	2-2	7.86	26.1	30	23	23	4	11	20	431/260	60.3%

* — denotes relief appearance

MAYFIELD'S 2024 SPLITS

SPLIT	W	L	G	GS	IP	H	R	ER	HR	BB	SO	ERA	AVG
Total	2	2	6	6	26.1	30	23	23	4	11	20	7.86	.280
Home	1	0	1	1	5.0	8	4	4	0	3	4	7.20	.364
Away	1	2	5	5	21.1	22	19	19	4	8	16	8.02	.259
Neutral	—	—	—	—	—	—	—	—	—	—	—	—	—
Day	2	2	6	6	26.1	30	23	23	4	11	20	7.86	.280
Night	—	—	—	—	—	—	—	—	—	—	—	—	—
Starter	2	2	6	6	26.1	30	23	23	4	11	20	7.86	.280
Reliever	—	—	—	—	—	—	—	—	—	—	—	—	—
February	0	0	1	1	3.0	4	2	2	0	3	2	6.00	.286
March	2	2	5	5	23.1	26	21	21	4	8	18	8.10	.245
April	—	—	—	—	—	—	—	—	—	—	—	—	—
May	—	—	—	—	—	—	—	—	—	—	—	—	—

MAYFIELD'S 2024 SPLITS vs. LHB/RHB

	BF	AB	H	2B	3B	HR	BB	SO	AVG	OBP	SLG	OPS
Total	120	107	30	3	2	4	11	20	.280	.358	.458	.816
vs. LHB	42	40	12	1	0	1	2	5	.300	.333	.400	.733
vs. RHB	78	67	18	2	2	3	9	15	.269	.372	.493	.864

SINGLE-GAME HIGHS & LOWS

2024	CAREER
6.2, at Princeton (3/22 - G1)	IP 6.2, at Princeton (3/22/24 - G1)
8, vs. Dartmouth (3/30 - G1)	H 10, at VCU (3/10/23)
9, at Georgetown (3/10 - G1)	R 9, at Georgetown (3/10/24 - G1)
9, at Georgetown (3/10 - G1)	ER 9, at Georgetown (3/10/24 - G1)
3, (3x), Last: vs. Dartmouth (3/30 - G1)	BB 3, (3x), Last: vs. Dartmouth (3/30/24 - G1)
8, at Princeton (3/22 - G1)	SO 8, at Princeton (3/22/24 - G1)
2, at James Madison (3/1)	HR 2, (3x), Last: at James Madison (3/1/24)
—	CG —
—	SHO —
—	W STREAK —
2 games (3/3/24 - 3/10/24)	L STREAK 2 games (3/3/24 - 3/10/24)

NOTE: Bold denotes active streak



NOAH KELLER LHP

2024 STATS: 0-1, 4.26 ERA, 19.0 IP, 18 BB, 20 SO

#16

Height / Weight: 6-1 / 210 lbs.
Hometown: Goodrich, Mich.
High School: Goodrich

Bats/Throws: L/L
Year: Sophomore

KELLER'S CAREER STATS

	W	L	ERA	G	GS	CG	IP	H	R	ER	HR	BB	SO	GDP	WHIP	AVG
2023	2	5	5.37	12	11	0	52.0	57	35	31	4	29	50	3	1.65	.281
2024	0	1	4.26	6	2	0	19.0	23	16	9	0	18	20	1	2.16	.299
TOTALS	2	6	5.07	18	13	0	71.0	80	51	40	4	47	70	4	1.79	.286

NEWS & NOTES ON KELLER

► **THIS WEEKEND:** Keller will be making third start and appearing in seventh game of 2024 ... appearance will be 19th of his collegiate career and 14th start.

► **LAST TIME OUT:** Allowed two runs on eight hits over 4.2 innings of work while earning the no-decision in nightcap of last Saturday's doubleheader with Dartmouth ... issued three walks and struck out a pair of Big Green hitters

► **FINDING HIS GROOVE:** Since allowing seven runs (four earned) against Georgetown on March 10, Keller has posted a 1.98 ERA in his last three outings (two starts) over 13.2 IP, yielding 13 hits and three runs allowed, while walking eight batters and striking out 16 (10.54 SO/9).

► PUTTING THE 'K' IN KELLER:

Keller enters the weekend owning the seventh-best strikeout percentage among Ivy League pitchers, fanning 20.8 percent of the batters he has faced this season ... Keller is one of eight Ancient Eight hurlers to strikeout at least 20 percent of batters faced, joining Harvard's Callan Fang (29.6), Penn's Cole Zaffiro (29.4), Harvard's Sean Matson (26.1), Yale's Reid Easterly (24.6) and Colton Shaw (22.1), Princeton's Sean Episcopo (22.1), and Columbia's Derek Yoo (20.0).

► **AGAINST HARVARD:** Posted quality start to solidify doubleheader sweep of Harvard last April 15 at O'Donnell Field ... allowed two runs on six hits over seven innings while walking two and tying then-career high for strikeouts (7).

KELLER AGAINST HARVARD

DATE	W-L	SCORE	IP	H	R	ER	HR	BB	SO	HBP	WP	BK	P/S	LEFT
4/15/23 (G2)	W	3-2	7.0	6	2	2	0	2	7	1	1	0	94/55	3-2

► **2023:** Started in 11 of his 12 appearances ... his 11 starts matched classmate **ETHAN HAMILL** for the most starts by a freshman pitcher in Cornell history ... posted 2-5 record with 5.37 ERA while striking out 50 in 52 innings of work ... registered three quality outings, including back-to-back contests against Brown (April 8 - 7 IP, 1 ER) and Harvard (April 15 - 7 IP, 2 ER) ... struck out season-high seven batters on three occasions (Yale - March 26; Brown - April 8; Harvard - April 15).

► **PRIOR TO CORNELL:** Four-year letterwinner in baseball at Goodrich HS ... three-time All-Conference selection (2019, 2021, 2022) and two-time All-State selection (2021, 2022) ... named to 2022 All-State Dream Team.

► **PERSONAL:** Son of Brent and Adrienne Keller, and has two younger siblings ... enrolled in the School of Industrial and Labor Relations.

KELLER'S 2024 GAME LOG

DATE/OPP	W/L	SCORE	IP	H	R	ER	HR	BB	SO	P/K	LEFT
2/23 at GT*	L	6-9	3.1	3	4	0	0	5	3	73/37	—
3/1 at JMU*	ND	1-5	2.0	4	2	2	0	1	1	35/20	—
3/10 (1) at GTWN*	ND	6-24	0.0	3	7	4	0	4	0	31/14	—
3/15 at RIC*	ND	4-8	3.0	1	0	0	0	2	5	54/28	—
3/22 (2) at PRIN	ND	3-4	6.0	4	1	1	0	3	9	89/55	3-1
3/30 (2) vs. DART	ND	17-2	4.2	8	2	2	0	3	2	104/58	7-0
TOTALS	0-1	4.26	19.0	23	16	9	0	18	20	386/212	54.9%

* — denotes relief appearance

KELLER'S 2024 SPLITS

SPLIT	W	L	G	GS	IP	H	R	ER	HR	BB	SO	ERA	AVG
Total	0	1	6	2	19.0	23	16	9	0	18	20	4.26	.299
Home	0	0	1	1	4.2	8	2	2	0	3	2	3.86	.400
Away	0	1	5	1	14.1	15	14	7	0	15	18	4.40	.263
Neutral	—	—	—	—	—	—	—	—	—	—	—	—	—
Day	0	1	6	2	19.0	23	16	9	0	18	20	4.26	.299
Night	—	—	—	—	—	—	—	—	—	—	—	—	—
Starter	0	0	2	2	10.2	12	3	3	0	6	11	2.53	.293
Reliever	0	1	4	0	8.1	11	13	6	0	12	9	6.48	.306
February	0	1	1	0	3.1	3	4	0	0	5	3	0.00	.231
March	0	0	5	2	15.2	20	12	9	0	13	17	5.17	.313
April	—	—	—	—	—	—	—	—	—	—	—	—	—
May	—	—	—	—	—	—	—	—	—	—	—	—	—

KELLER'S 2024 SPLITS vs. LHB/RHB

	BF	AB	H	2B	3B	HR	BB	SO	AVG	OBP	SLG	OPS
Total	96	77	23	7	0	0	18	20	.299	.427	.390	.817
vs. LHB	24	20	3	0	0	0	4	8	.150	.292	.150	.442
vs. RHB	72	57	20	7	0	0	14	12	.351	.472	.474	.946

SINGLE-GAME HIGHS & LOWS

	2024	CAREER
6.0, at Princeton (3/22 - G2)	IP	7.0, (2x), Last: at Harvard (4/15/23)
8, vs. Dartmouth (3/30 - G2)	H	8, (2x), Last: vs. Dartmouth (3/30/24 - G2)
7, at Georgetown (3/10 - G1)	R	7, at Georgetown (3/10/24 - G1)
4, at Georgetown (3/10 - G1)	ER	6, (2x), Last: at VCU (3/10/23)
5, at Georgia Tech (2/23)	BB	5, (2x), Last: at Georgia Tech (2/23/24)
9, at Princeton (3/22 - G2)	SO	9, at Princeton (3/22/24 - G2)
—	HR	1, (4x), Last: vs. Penn (4/29/23)
—	CG	—
—	SHO	—
—	W STREAK	—
—	L STREAK	2 games (4/2/23 - 4/8/23)

NOTE: Bold denotes active streak

CORNELL RECORD BOOK

MOST STARTS BY A FRESHMAN PITCHER
On Record in Cornell History

PLAYER	SEASON	STARTS
Brian Williamson	1996	11
Brian McAfee	2012	11
► Ethan Hamill	2023	11
► Noah Keller	2023	11



ETHAN HAMILL RHP

#13

2024 STATS: 2-1, 4.33 ERA, 27.0 IP, 11 BB, 14 SO

Height / Weight: 6-3 / 200 lbs.
Hometown: Chester, Va.
High School: Thomas Dale

Bats/Throws: R/R
Year: Sophomore

HAMILL'S CAREER STATS

	W	L	ERA	G	GS	CG	IP	H	R	ER	HR	BB	SO	GIDP	WHIP	AVG
2023	2	6	7.38	11	11	0	50.0	69	50	41	12	28	27	3	1.94	.337
2024	2	1	4.33	6	3	0	27.0	25	17	13	6	11	14	4	1.33	.240
TOTALS	4	7	6.31	17	14	0	77.0	94	67	54	18	39	41	7	1.73	.304

NEWS & NOTES ON HAMILL

► **THIS WEEKEND:** Hamill will be making 18th appearance (15th start) of collegiate career, while starting for the fourth time in seven appearances in 2024.

► **LAST TIME OUT:** Registered second consecutive quality start, third of collegiate career, after scattering three hits in a career-high 7.0 shutout innings of work against Dartmouth last Sunday ... walked one batters and struck out a season-high four batters in his outing.

► **TOUGH TO TOUCH:** Shined over his three starts this season, fashioning a 2.50 ERA (5 ER in 18 IP) while holding opponents to a .188 batting average against ... Hamill's .226 BABIP (batting average on balls in play) leads the Ivy League and is 24 points better than Harvard's Sean Matson and Columbia's Derek Yoo (.250).

► **AGAINST HARVARD:** Earned first career victory in lone outing against Harvard last April 15 at O'Donnell Field ... allowed two runs on two hits over five innings of work ... issued five walks and struck out four batters during outing.

HAMILL AGAINST HARVARD

DATE	W-L	SCORE	IP	H	R	ER	HR	BB	SO	HBP	WP	BK	P/S	LEFT
4/15/23 (G1)	W	11-6	5.0	2	2	2	0	5	4	1	0	0	88/45	9-2

► **2023:** Started in all 11 appearances, tying classmate **NOAH KELLER** for most starts by a freshman by a Cornell pitcher in a single season (**BRIAN WILLIAMSON** in 1996, **BRIAN MCAFEE** in 2012) ... posted 2-6 record with 7.38 ERA ... lone quality start of season came at George Mason on March 18 (6 IP, 1 ER) ... registered first collegiate victory in road win at Harvard on April 15 ... fanned season-high six batters over 5 IP against Princeton (April 22).

► **PRIOR TO CORNELL:** Earned four letters in baseball at Thomas Dale HS ... named an All-Region and All-Metro selection in 2022 ... two-time district champion (2021 and 2022) ... awarded 2022 US Army Reserve National Scholar-Athlete Award ... nominated for 2022 Richmond Sports Backers Male Scholar-Athlete of the Year ... also earned three varsity letters in football and one letter in volleyball.

► **PERSONAL:** Son of Greg and Donna Hamill ... enrolled in the College of Agriculture and Life Sciences.

HAMILL'S 2024 GAME LOG

DATE/OPP	W/L	SCORE	IP	H	R	ER	HR	BB	SO	P/K	LEFT
2/24 at GT*	SV	11-4	4.0	3	2	2	2	1	2	58/36	—
3/2 at JMU*	ND	5-7	4.1	5	2	2	2	1	2	78/53	—
3/10 (2) at GTWN*	ND	0-20	0.2	5	6	4	0	2	2	33/18	—
3/17 at RIC	L	4-8	4.1	4	5	3	1	3	1	86/46	2-5
3/24 at PRIN	W	15-2	6.2	5	2	2	1	3	3	93/55	11-2
3/31 vs. DART	W	11-4	7.0	3	0	0	0	1	4	92/55	9-0
TOTALS	2-1	4.33	27.0	25	17	13	6	11	14	440/263	59.8%

* — denotes relief appearance

HAMILL'S 2024 SPLITS

SPLIT	W	L	G	GS	IP	H	R	ER	HR	BB	SO	ERA	AVG
Total	2	1	6	3	27.0	25	17	13	6	11	14	4.33	.240
Home	1	0	1	1	7.0	3	0	0	0	1	4	0.00	.130
Away	1	1	5	2	20.0	22	17	13	6	10	10	5.85	.272
Neutral	—	—	—	—	—	—	—	—	—	—	—	—	—
Day	2	1	6	3	27.0	25	17	13	6	11	14	4.33	.240
Night	—	—	—	—	—	—	—	—	—	—	—	—	—
Starter	2	1	3	3	18.0	12	7	5	2	7	8	2.50	.188
Reliever	0	0	3	0	9.0	13	10	8	4	4	6	8.00	.325
February	0	0	1	0	4.0	3	2	2	2	1	2	4.50	.214
March	2	1	5	3	23.0	22	15	11	4	10	12	4.30	.244
April	—	—	—	—	—	—	—	—	—	—	—	—	—
May	—	—	—	—	—	—	—	—	—	—	—	—	—

HAMILL'S 2024 SPLITS vs. LHB/RHB

	BF	AB	H	2B	3B	HR	BB	SO	AVG	OBP	SLG	OPS
Total	118	104	25	4	1	6	11	14	.240	.331	.471	.802
vs. LHB	37	32	7	3	0	0	5	6	.219	.324	.313	.637
vs. RHB	81	72	18	1	1	6	6	8	.250	.333	.542	.875

SINGLE-GAME HIGHS & LOWS

2024	CAREER
7.0, vs. Dartmouth (3/31)	IP 7.0, vs. Dartmouth (3/31/24)
5, (3x), Last: at Princeton (3/24)	H 11, at VCU (3/11/23)
6, at Georgetown (3/10 - G2)	R 9, vs. Brown (4/8/23)
4, at Georgetown (3/10 - G2)	ER 8, at VCU (3/11/23)
3, at Richmond (3/17)	BB 6, at Dartmouth (5/6/23)
4, vs. Dartmouth (3/31)	SO 6, vs. Princeton (4/22/23)
2, (2x), Last: at James Madison (3/3)	HR 3, (2x), Last: vs. Princeton (4/22/23)
—	CG —
—	SHO —
2 games, 3/24/24 - Present	W STREAK 2 games, 3/24/24 - Present
—	L STREAK 3 games, 2/25/23 - 3/11/23

NOTE: Bold denotes active streak

SERIES HISTORY



SERIES HISTORY

HARVARD LEADS, 112-58

Ithaca, N.Y.	27-41
Cambridge, Mass.	31-69
Neutral Sites	0-2
Under Dan Pepicelli	8-8

SCORING RECORDS

CORNELL		HARVARD	
Ithaca	12	Ithaca	18
... COR, 12-7 (3/31/2012)		... HAR, 18-1 (5/4/1985)	
Cambridge	18	Cambridge	20
... COR, 18-5 (4/10/2011)		... HAR, 20-3 (5/22/1893)	
Neutral Site	4	Neutral Site	5
... HAR, 5-4 (5/17/1980)		... HAR, 5-4 (5/17/1980)	

RESULTS OF LAST 60 GAMES

DATE	SITE	SCORE
4/9/1995	Cambridge, Mass.	W, 3-2 (9 inn.)
4/9/1995	Cambridge, Mass.	W, 7-4
4/5/1996	Ithaca, N.Y.	L, 1-3
4/5/1996	Ithaca, N.Y.	W, 6-4
4/12/1997	Cambridge, Mass.	L, 7-9
4/12/1997	Cambridge, Mass.	L, 1-2
4/5/1998	Ithaca, N.Y.	L, 3-8
4/5/1998	Ithaca, N.Y.	L, 1-3
4/11/1999	Cambridge, Mass.	L, 0-3
4/11/1999	Cambridge, Mass.	L, 1-5
4/1/2000	Ithaca, N.Y.	L, 6-9
4/1/2000	Ithaca, N.Y.	L, 1-2
4/7/2001	Cambridge, Mass.	W, 3-1 (9 inn.)
4/7/2001	Cambridge, Mass.	L, 5-17
4/7/2002	Ithaca, N.Y.	L, 7-12
4/7/2002	Ithaca, N.Y.	L, 2-6
4/13/2003	Boston, Mass.	L, 1-3
4/13/2003	Boston, Mass.	W, 12-0
4/3/2004	Ithaca, N.Y.	L, 2-0
4/3/2004	Ithaca, N.Y.	W, 7-3
4/9/2005	Cambridge, Mass.	L, 1-2
4/9/2005	Cambridge, Mass.	L, 1-3
5/9/2005	Cambridge, Mass.	L, 0-2
5/9/2005	Cambridge, Mass.	L, 2-4
4/2/2006	Ithaca, N.Y.	L, 6-12
4/2/2006	Ithaca, N.Y.	L, 3-14
4/8/2007	Cambridge, Mass.	L, 2-4
4/8/2007	Cambridge, Mass.	L, 4-11
4/8/2008	Ithaca, N.Y.	L, 1-2
4/8/2008	Ithaca, N.Y.	W, 6-5
4/4/2009	Cambridge, Mass.	L, 5-6
4/4/2009	Cambridge, Mass.	L, 5-7
4/4/2010	Ithaca, N.Y.	L, 6-12
4/4/2010	Ithaca, N.Y.	W, 11-2
4/10/2011	Cambridge, Mass.	L, 8-11
4/10/2011	Cambridge, Mass.	W, 18-5
3/31/2012	Ithaca, N.Y.	W, 12-7
3/31/2012	Ithaca, N.Y.	L, 2-6
4/6/2013	Cambridge, Mass.	L, 7-10
4/6/2013	Cambridge, Mass.	W, 3-1
4/1/2014	Ithaca, N.Y.	L, 4-5 (10 inn.)
4/1/2014	Ithaca, N.Y.	W, 6-2
4/5/2015	Cambridge, Mass.	L, 2-14
4/5/2015	Cambridge, Mass.	W, 5-4
4/2/2016	Ithaca, N.Y.	W, 5-1
4/2/2016	Ithaca, N.Y.	W, 6-4
4/8/2017	Cambridge, Mass.	L, 5-7
4/8/2017	Cambridge, Mass.	W, 9-5
4/28/2018	Ithaca, N.Y.	W, 10-8
4/28/2018	Ithaca, N.Y.	W, 7-4
4/29/2018	Ithaca, N.Y.	L, 2-6
4/13/2019	Cambridge, Mass.	L, 1-7
4/13/2019	Cambridge, Mass.	L, 6-8
4/14/2019	Cambridge, Mass.	W, 2-0
3/25/2022	Ithaca, N.Y.	L, 5-11
3/25/2022	Ithaca, N.Y.	L, 5-7
3/26/2022	Ithaca, N.Y.	L, 11-12
4/14/2023	Cambridge, Mass.	L, 6-7
4/15/2023	Cambridge, Mass.	W, 3-2
4/15/2023	Cambridge, Mass.	W, 11-6

SCOUTING HARVARD

- ▶ Harvard enters this weekend with a 4-17 overall record and a 2-4 mark in Ivy League play. The Crimson has played high-scoring contests over its last two games, getting outscored by a combined total of 37-21 in losses to Brown (20-12) last Sunday and to Boston College (17-9) on Tuesday.
- ▶ Ben Rounds paces the Crimson offensively behind his Ivy League-leading .416 batting average, 132 points higher than second-place holder Chris Snopek (.284). Thanks to his seven doubles, one triple, and four home runs, Rounds has an OPS of 1.204 (.516 on-base plus .688 slugging percentage). Snopek has hit a Harvard-leading five home runs on the season.
- ▶ Matt Giberti has stolen 11 bases this season, tied with Yale's Alec Atkinson for the most steals by an Ivy League player. Giberti's 0.61 steals-per-game average ranks 24th nationally.
- ▶ Sean Matson (0-2, 3.13 ERA) and Callan Fang (1-2, 5.94 ERA) have started all six appearances for the Crimson on the mound this season. Matson has held opponents to a .188 batting average over his 31.2 innings pitched (21 hits allowed). Fang, the reigning Ivy League Pitcher of the Week, struck out a conference-leading 12 batters last weekend against Brown en route to his first win of the year. Over his six outings, Fang has a strikeout-per-9-inning ratio of 11.34, ranking second in the Ivy League behind Penn's Cole Zaffiro (12.00).

136 YEARS, 329 MILES, 170 MEETINGS

- ▶ Harvard leads the all-time series with Cornell, 112-58, dating to the first contest between the Ivy League programs on May 19, 1887, in Cambridge, Mass.
- ▶ Cornell claimed last year's series at O'Donnell Field behind a doubleheader sweep on April 15, the program's third doubleheader sweep on the Crimson's home turf (May 27, 1933 and April 9, 1995). With a series victory this weekend, it would be the Big Red's fifth time posting consecutive season series victories over Harvard (1939-41, 1949-50, 1975-76 and 1995-96).
- ▶ With a win in the series opener, Cornell will notch its first three-game win streak over Harvard since sweeping an April 2, 2016 doubleheader at Hoy Field and winning the first game of an April 8, 2017, doubleheader in Cambridge. The Big Red has not had a four-game win streak against the Crimson since posting five straight victories between April 2, 1994 and April 5, 1996.

CORNELL - HARVARD CONNECTIONS

- ▶ Harvard's George Cooper and Jordan Kang, along with Cornell's **OWEN CARLSON**, all attended Harvard-Westlake School in Studio City, Calif. Carlson and Kang were teammates on the 2021 squad that finished with a 29-4 overall record and ranked third in California and 13th nationally, according to MaxPreps ... **JOHN QUINLAN** and Nate Baxter are graduates of Menlo-Atherton HS in Menlo Park, Calif., where they played three years together on the Bears' varsity squad ... **MATT BARNHORST** and Porter Jordheim attended Ponte Vedra HS in Ponte Vedra Beach, Fla., playing four years together on the Sharks' varsity team.

CORNELL VS. HARVARD

PLAYER	GP	GS	AB	R	H	2B	3B	HR	RBI	BB	HBP	SO	SF	SH	SB	AVG	OBP	SLG	
Nathan Waugh	4	4	15	5	6	0	1	1	5	5	0	6	0	0	0	.400	.550	.733	
Max Jensen	6	6	27	5	10	2	1	0	8	1	0	2	1	0	0	.370	.379	.519	
Matt Barnhorst	6	5	20	6	7	3	0	1	4	2	0	8	0	0	2	.350	.409	.650	
Jakobi Davis	6	6	20	6	7	1	0	0	0	5	1	7	0	0	1	.350	.500	.400	
Ryan Porter	6	6	22	3	5	1	0	2	6	2	1	5	1	0	1	.227	.308	.545	
John Quinlan	4	4	15	3	3	0	0	0	1	2	1	3	0	0	1	.200	.333	.200	
Kyle Musser	2	1	5	0	1	0	0	0	0	0	0	1	0	0	0	.200	.200	.200	
Braden Mack	1	1	4	0	0	0	0	0	0	0	0	2	0	0	0	.000	.000	.000	
TOTALS	35	33	128	28	39	7	2	4	24	17	3	34	2	0	5	.305	.393	.484	
PLAYER	W-L	ERA	APP	GS	CG	SHO	SV	IP	H	R	ER	BB	SO	AVG	WP	HP	BK	SF	SH
Ryan Porter	0-0	2.08	5	0	0	0/0	1	4.1	1	1	1	2	2	.077	4	0	0	0	1
Noah Keller	1-0	2.57	1	1	0	0/0	0	7.0	6	2	2	2	7	.231	1	1	0	0	0
Ethan Hamill	1-0	3.60	1	1	0	0/0	0	5.0	2	2	2	5	4	.118	0	1	0	0	0
Von Baker	0-1	4.82	3	1	0	0/0	0	9.1	6	8	5	9	9	.188	6	0	0	0	2
Chris Ellison	0-0	9.00	2	0	0	0/0	0	2.0	3	5	2	2	2	.300	1	1	0	0	0
Carson Mayfield	0-0	12.27	2	0	0	0/0	0	3.2	8	5	5	3	3	.471	0	1	0	1	0
Braden Mack	0-1	21.60	1	0	0	0/0	0	1.2	7	7	4	2	1	.583	0	0	0	1	0
Beck Urofsky	0-0	27.00	1	0	0	0/0	0	0.2	4	2	2	1	0	.800	2	0	0	0	0
John Gerfen	0-1	∞	1	0	0	0/0	0	0.0	0	1	1	1	0	.000	0	0	0	0	0
TOTALS	2-3	6.42	17	3	0	0/0	1	33.2	37	33	24	27	28	.280	14	4	0	2	3

BOOTH FIELD



After spending over 100-plus years at Hoy Field, Cornell's legendary, and storied, on-campus field, the Cornell baseball team officially moved to Booth Field, the program's brand-new, \$17.5 million off-campus facility on Friday, April 21, 2023.

Booth Field is named in honor of former Cornell pitcher **RICH BOOTH '82**, who has shown “extraordinary leadership and generosity — much of its anonymous — over the last four decades.”

The facility features many state-of-the-art amenities for the Cornell baseball team, including a 1500-square foot team room and lounge, 1500-square foot locker room, and a 7000-square foot indoor area for batting cages and pitching mounds. A nutrition station, Hall of Fame area, and a coaches room is included at the facility, which was completed this past summer.

BOOTH FIELD FIRSTS [ALL OCCURRED ON 4/7/23 UNLESS DENOTED]

GAME: Friday, April 21, 2023 (Princeton 11, Cornell 8)

CORNELL WIN: April 28, 2023 (Game 2 — Cornell 11, Penn 9)

ATTENDANCE: 397

TIME OF GAME | TEMPERATURE: 2:21 | 84°F

FIRST PITCH: 3:33 p.m. by Spencer Edwards, Cornell; fastball, ball

BATTER: Matt Scannell, Princeton (homered)

PLATE UMPIRE: Mike Lum

HIT: Home run by Matt Scannell, 1st inning, none on

RUN: Matt Scannell, Princeton (homered)

SINGLE: Brendan Cumming, Princeton, 1st inning

DOUBLE: Max Jensen, Cornell, 1st inning

TRIPLE: Jakobi Davis, Cornell, 2nd inning

FIRST RBI: Matt Scannell, Princeton, 1st inning (homered)

HOME RUN: Matt Scannell, Princeton, (1st inning off Spencer Edwards)

TWO-RUN HOME RUN: Kyle Vinci, Princeton, (4th inning off Spencer Edwards)

THREE-RUN HOME RUN: Kyle Vinci, Princeton, (7th inning off Carson Mayfield)

GRAND SLAM: Kyle Vinci, Princeton, 4/8/23, (7th inning off Von Baker)

PINCH-HIT HOME RUN: Never happened

INSIDE-THE-PARK HOME RUN: Never happened

WINNING PITCHER: Jackson Emus, Princeton (starter)

LOSING PITCHER: Spencer Edwards, Cornell (starter)

SAVE: Jacob Faulkner, Princeton

PUTOUT: Matt Barnhorst, Cornell (first out of 6-4-3 DP)

ASSIST: Ryan Porter, Cornell (GIDP to shortstop)

ERROR: Noah Granet, Princeton, fielding

CG SHUTOUT: Tom Chmielewski, Princeton, 4/8/23

9-INNING CG SHO: Has not happened

WALK: Cornell's John Quinlan by Princeton's Jackson Emus, 1st inning

STRIKEOUT: Princeton's Kyle Vinci by Cornell's Spencer Edwards, 1st inning

STOLEN BASE: Scott Bandura, Princeton, 4th inning

DOUBLE PLAY: Porter to Barnhorst to Jensen, Cornell, 1st inning

TRIPLE PLAY: Has not happened

BALK: Noah Keller, Cornell, 3/30/24 (G2), vs. Dartmouth

ONE-HITTER: Has not happened

NO-HITTER: Has not happened

2024 BIG RED HOME RUNS

PLAYER	HR	vL	vR	ROAD/		RUNNERS ON				OUTS			TIED	GO	DIRECTION					TEAM	LAST HR			
				HOME	NEUTRAL	0	1	2	3	0	1	2			GAME	AHEAD	LF	LC	CF		RC	RF	W-L	DATE
Matt Barnhorst	4	—	4	1	3	2	2	—	—	2	2	—	1	—	2	1	1	—	—	3-1	3/30/24	Dartmouth	Bauer	3
Owen Carlson	—	—	—	—	—	—	—	—	—	—	—	—	—	—	—	—	—	—	—	—	—	—	—	—
Jakobi Davis	2	1	1	1	1	1	—	—	1	—	1	1	—	—	—	—	—	—	2	2-0	3/30/24	Dartmouth	Cortland	4
Kevin Hager	1	—	1	1	—	1	—	—	—	1	—	—	—	—	—	1	—	—	—	1-0	3/30/24	Dartmouth	Isler	2
Huxley Holcombe	—	—	—	—	—	—	—	—	—	—	—	—	—	—	—	—	—	—	—	—	—	—	—	—
William Jaun	—	—	—	—	—	—	—	—	—	—	—	—	—	—	—	—	—	—	—	—	—	—	—	—
Max Jensen	2	1	1	—	2	2	—	—	—	1	—	1	1	—	—	—	—	1	1	0-2	3/22/24	Princeton	Kim	22
Luke Johnson	—	—	—	—	—	—	—	—	—	—	—	—	—	—	—	—	—	—	—	—	—	—	—	—
Braden Mack	1	1	—	1	—	—	—	—	1	—	1	—	—	1	1	—	—	—	—	1-0	3/30/24	Dartmouth	Milberg	12
Jackson Marko	—	—	—	—	—	—	—	—	—	—	—	—	—	—	—	—	—	—	—	—	—	—	—	—
Kyle Musser	—	—	—	—	—	—	—	—	—	—	—	—	—	—	—	—	—	—	—	—	—	—	—	—
Ryan Porter	—	—	—	—	—	—	—	—	—	—	—	—	—	—	—	—	—	—	—	—	4/28/23	Penn	Zaffiro	33
Mark Quatrani	5	—	5	3	2	2	1	1	1	4	—	1	—	1	1	—	—	—	4	2-2	3/31/24	Dartmouth	Albert	3
John Quinlan	2	—	2	1	1	2	—	—	—	—	2	—	—	—	—	—	—	1	1	2-0	3/30/24	Dartmouth	Cortland	5
TJ Swidorski	—	—	—	—	—	—	—	—	—	—	—	—	—	—	—	—	—	—	—	—	2/25/23	JMU	Murphy	76
Beck Urofsky	—	—	—	—	—	—	—	—	—	—	—	—	—	—	—	—	—	—	—	—	—	—	—	—
Matthew Walters	—	—	—	—	—	—	—	—	—	—	—	—	—	—	—	—	—	—	—	—	—	—	—	—
Nathan Waugh	4	2	2	1	3	2	1	—	1	1	1	2	1	1	—	—	2	1	1	3-1	3/30/24	Dartmouth	Dumsky	10
Caden Wildman	1	—	1	—	1	1	—	—	—	1	—	—	—	—	1	—	—	—	—	1-0	3/16/24	Richmond	Rodriguez	30

LEADOFF HR [0]

PLAYER (CAREER NO.) DATE / OPP

BACK-TO-BACK HR [3]

PLAYERS DATE / OPP

Quatrani / Barnhorst 3/30 (G2) vs. DART
Barnhorst / Hager 3/30 (G2) vs. DART
Davis / Quinlan 3/30 (G2) vs. DART

2-HR GAMES [1]

PLAYER (CAREER NO.) DATE / OPP

Mark Quatrani (1) 3/30 (G2) vs. DAR

3-HR GAMES [0]

PLAYER (CAREER NO.) DATE / OPP

GRAND SLAMS [4]

PLAYER (CAREER NO.) DATE / OPP

Jakobi Davis (1) 3/23 at PRIN
Nathan Waugh (1) 3/30 (G1) vs. DART
Braden Mack (1) 3/30 (G2) vs. DART
Mark Quatrani (1) 3/30 (G2) vs. DART

PINCH-HIT HR [0]

PLAYER (CAREER NO.) DATE / OPP

WALK-OFF HR [0]

PLAYER (CAREER NO.) DATE / OPP

INSIDE-THE-PARK HR [0]

PLAYER (CAREER NO.) DATE / OPP

BIG RED MISCELLANEOUS BATTING

PLAYER	MULTI-HIT GAMES						MULTI-RBI GAMES						HIT STREAKS							HITS	
	2	3	4	5+	TOTAL	CAREER	2	3	4	5+	TOTAL	CAREER	5-9	10-14	15+	ACTIVE	2024 HIGH	CAREER HIGH	INFIELD	BUNT	
Matt Barnhorst	4	1	—	—	5	15	1	1	1	—	3	8	—	—	—	0	4, (2/23 - 3/2)	5, 2022	—	—	
Owen Carlson	2	—	—	—	2	2	—	—	—	—	—	—	—	—	—	0	2, (3/16 - 3/17)	2, 2024	—	1	
Jakobi Davis	3	—	—	—	3	11	—	—	1	—	1	7	—	—	—	4	4, (2x), Last: 3/24 - 3/31	6, (2x), Last: 2023-24	2	—	
Kevin Hager	2	—	—	—	2	2	—	—	—	—	—	—	—	—	—	3	3, (3/22 - 3/30)	3, 2024	2	—	
Huxley Holcombe	—	—	—	—	—	—	—	—	—	—	—	—	—	—	—	—	—	—	—	—	
William Jaun	—	—	—	—	—	—	—	—	—	—	—	—	—	—	—	2	2, (3/10 - 3/16)	2, 2024	1	—	
Max Jensen	3	1	1	—	5	24	1	—	—	—	1	12	1	—	—	2	5, (3/15 - 3/24)	8, 2022	—	—	
Luke Johnson	1	—	—	—	1	1	1	—	—	—	1	1	—	—	—	0	3, (3/15 - 3/22)	3, 2024	—	—	
Braden Mack	2	1	—	—	3	4	1	1	1	—	3	3	1	—	—	7	7, (3/16 - 3/31)	7, 2024	1	1	
Jackson Marko	—	—	—	—	—	—	—	—	—	—	—	—	—	—	—	—	—	—	—	—	
Kyle Musser	—	—	—	—	—	1	—	—	—	—	—	2	—	—	—	1	—	4, 2023	—	—	
Ryan Porter	1	—	—	—	1	12	1	—	—	—	1	9	—	—	—	1	2, (2/23 - 2/25)	4, 2022-23	1	—	
Mark Quatrani	1	1	—	—	2	2	1	1	—	1	3	3	—	—	—	2	2, (2x), Last: 3/30 - 3/31	—	—	—	
John Quinlan	3	2	—	—	5	13	1	—	—	—	1	2	—	—	—	4	4, (3/23 - 3/31)	7, 2023-24	2	—	
TJ Swidorski	1	—	—	—	1	4	—	1	—	—	1	2	—	—	—	0	2, (2x), Last: 3/16 - 3/17	3, 2023	—	—	
Beck Urofsky	—	—	—	—	—	—	—	—	—	—	—	—	—	—	—	—	—	—	—	—	
Matthew Walters	—	—	—	—	—	—	—	—	—	—	—	—	—	—	—	—	—	—	—	—	
Nathan Waugh	5	—	—	—	5	22	2	2	1	—	5	15	1	1	1	1	15, (2/23 - 3/30)	19, 2023-24	—	—	
Caden Wildman	3	2	—	—	5	5	1	—	—	—	1	1	1	—	—	4	6, (3/3 - 3/17)	6, 2024	4	3	

Bold denotes active streak

BIG RED 2024 BATTING SPLITS

	AB	R	H	2B	3B	HR	RBI	BB	SO	AVG	OBP	SLG	OPS
Total	599	109	164	27	4	22	98	59	147	.274	.364	.442	.806
Home	108	35	36	5	1	9	33	9	23	.333	.419	.648	1.068
Away	491	74	128	22	3	13	65	50	124	.261	.351	.397	.748
Neutral	—	—	—	—	—	—	—	—	—	—	—	—	—
Day	599	109	164	27	4	22	98	59	147	.274	.364	.442	.806
Night	—	—	—	—	—	—	—	—	—	—	—	—	—
February	105	19	28	6	0	2	13	14	39	.267	.371	.381	.752
March	494	90	136	21	4	20	85	45	108	.275	.362	.455	.817
April	—	—	—	—	—	—	—	—	—	—	—	—	—
May	—	—	—	—	—	—	—	—	—	—	—	—	—

BIG RED LINEUP PRODUCTION

	AB	R	H	2B	3B	HR	RBI	BB	SO	AVG	OBP	SLG	OPS
1st	74	16	18	3	0	2	6	5	17	.243	.325	.365	.690
2nd	63	16	21	4	2	1	8	13	7	.333	.481	.508	.989
3rd	71	13	21	3	0	4	20	8	23	.296	.375	.507	.882
4th	67	13	18	2	0	2	7	6	12	.269	.372	.388	.760
5th	70	10	17	2	0	2	13	3	17	.243	.312	.357	.669
6th	68	15	24	4	0	5	23	7	16	.353	.413	.632	1.046
7th	66	4	16	2	0	3	6	2	0	.242	.282	.409	.691
8th	62	9	13	3	2	1	6	2	6	.210	.246	.371	.617
9th	58	13	16	4	0	2	9	5	19	.276	.364	.448	.812

DAILY BATTING LOGS

PLAYER	3/1 at JMU	3/2 at JMU	3/3 at JMU	3/10 (1) at GTWN	3/10 (2) at GTWN	3/15 at RIC	3/16 at RIC	3/17 at RIC	3/22 (1) at PRIN	3/22 (2) at PRIN	3/24 at PRIN	3/30 (1) vs. DART	3/30 (2) vs. DART	3/31 vs. DART
Matt Barnhorst	1k1o	ko1o		ofok	ed	ok1ww	o1k14	k4eo1	ooob	ooko	ko1k4	okoo	ko4	woko
Owen Carlson			kww		1	ok	21wko	ko1o1	o			o	ok	
Jakobi Davis	kkh		3kkk	howk		2ook	o1bkk	oko1	o2ok	kww	4kke1	1kob	1kk4	oo12
Kevin Hager	dooo	koco	okow		o		ooh2o	o	1oo1	1kok			1o4oo	
Huxley Holcombe					o								h	
William Jaun	oooo			1oe			1oow							
Max Jensen	2oo1	ko3o	ooo4	dohwo	ooow	wo12o	1d		oow4o	1w111	1ow2ow	khooo	2hook	3o1o1
Luke Johnson	ookc	1ko1c	ohok		kkkk	oo1ok	1oo		ow1w	ko		h	k	
Braden Mack			ooko	1f11o		ooo	1	hhoo1	oo1		2o2ok	1k	4d1o	kkd1o
Kyle Musser												ooo1		
Ryan Porter	cooo	ko2o		woowo	okd	ekw1								
Mark Quatrani		okok			kod			od3w		o4ow	holeko		oo414	4ooe
John Quinlan		k2o1	1woo		ook		okoo4	khoo	kk1k1	oobfo	1ooe11	wwk2o	w1ok4k	111ho
TJ Swidorski				ko22	ow	o1khk		1hkko			wwoeo	hoo1		ko
Beck Urofsky				k										
Nathan Waugh	1okk	kk1k	k2dk	ewdw1	o11	k4k1w	k4k1k	oow1o	o1oho	kkoe1	ooooo1	e4oo	kkew	2kk2w
Caden Wildman	wo1w	howk	12oo	k1oko	kd1	oooo1	kwh14	ooo1k	koodo	11ooo	ho1k21	co1o	h11w1	wkwo1

KEY: 1-Single, 2-Double, 3-Triple, 4-Home Run, o-Out, k-Strikeout, w-Walk, W-Int. Walk, h-Hit by Pitch, e-Reached on Error, b-Sac Bunt, F-Sac Fly, c-Fielder's Choice, d-Double Play;
NOTE: Shading denotes started game; read left-to-right for first-to-last AB.

BIG RED W-L RECORD BY LINEUP CARD

PLAYER	BATTING ORDER (STARTS)									BY POSITION (STARTS)								
	1ST	2ND	3RD	4TH	5TH	6TH	7TH	8TH	9TH	C	1B	2B	3B	SS	LF	CF	RF	DH
Matt Barnhorst	—	—	—	—	—	1-2	5-6	0-1	—	—	—	6-9	—	—	—	—	—	—
Owen Carlson	—	0-2	—	—	—	—	1-0	0-1	—	—	—	0-2	0-1	—	—	—	—	1-0
Jakobi Davis	—	—	—	—	—	0-2	—	0-1	6-6	—	—	—	—	—	—	6-9	—	—
Kevin Hager	—	—	—	—	—	0-2	0-1	2-2	0-1	—	—	—	—	2-6	—	—	—	—
William Jaun	—	—	—	0-4	1-0	—	—	—	—	—	1-2	—	—	—	—	—	—	0-2
Max Jensen	—	6-9	—	0-1	—	—	—	—	—	—	1-8	—	5-2	—	—	—	—	—
Luke Johnson	1-6	—	—	—	—	—	—	0-2	—	—	—	—	1-8	—	—	—	—	—
Braden Mack	—	—	—	1-0	3-3	1-2	—	—	—	0-1	4-1	—	—	—	—	—	—	1-3
Jackson Marko	—	—	—	—	—	—	—	—	—	—	—	—	—	—	—	—	—	—
Kyle Musser	—	—	—	—	—	1-0	—	—	—	—	—	—	—	—	—	—	—	1-0
Ryan Porter	0-1	—	—	—	1-4	—	—	0-1	—	—	—	—	—	—	1-4	—	0-2	—
Mark Quatrani	—	—	—	—	1-1	2-1	0-1	0-2	—	3-5	—	—	—	—	—	—	—	—
John Quinlan	5-4	—	—	—	—	—	—	—	0-3	—	—	—	—	—	5-7	—	—	—
TJ Swidorski	—	—	—	—	—	0-1	0-2	4-1	0-1	—	—	—	—	4-5	—	—	—	—
Beck Urofsky	—	—	—	—	—	—	—	—	—	—	—	—	—	—	—	—	—	—
Matthew Walters	—	—	—	—	—	—	—	—	—	—	—	—	—	—	—	—	—	—
Nathan Waugh	—	—	6-11	—	—	—	—	—	—	3-5	—	—	—	—	—	—	—	3-6
Caden Wildman	—	—	—	5-6	0-3	1-1	0-1	—	—	—	—	—	—	—	—	0-2	6-9	—

BIG RED STARTING PITCHER RUN SUPPORT

PLAYER	RUN		RUN SUPPORT		TOTAL RUNS		TOTAL RUNS		TEAM QUALITY	
	GS	SUPPORT	PER 9 IP	IN STARTS	PER START	W-L	STARTS			
Carson Mayfield	6	13	4.44	32	5.33	2-4	1			
William Jaun	4	14	8.22	20	5.00	1-3	0			
Ethan Hamill	3	22	11.00	30	10.00	2-1	2			
Noah Keller	2	10	8.44	20	10.00	1-1	1			
Von Baker	1	0	0.00	5	5.00	0-1	0			
Huxley Holcombe	1	0	0.00	2	2.00	0-1	0			
TOTALS	17	59	7.41	109	6.41	6-11	4			

BIG RED 2024 PITCHING SPLITS

	W	L	SV	G	IP	H	R	ER	HR	BB	SO	ERA	AVG
Total	6	11	2	17	143.2	162	129	117	22	107	112	7.33	.284
Home	3	0	1	3	27.0	27	11	11	0	18	17	3.67	.270
Away	3	11	1	14	116.2	135	118	106	22	89	95	8.18	.287
Neutral	—	—	—	—	—	—	—	—	—	—	—	—	—
Day	6	11	2	17	143.2	162	129	117	22	107	112	7.33	.284
Night	—	—	—	—	—	—	—	—	—	—	—	—	—
Starter	5	7	0	17	71.2	78	66	64	11	45	50	8.04	.267
Reliever	1	4	2	17	72.0	84	63	53	11	62	62	6.63	.301
February	1	2	1	3	25.0	30	25	21	8	24	19	7.56	.291
March	5	9	1	14	118.2	132	104	96	14	83	93	7.28	.282
April	—	—	—	—	—	—	—	—	—	—	—	—	—
May	—	—	—	—	—	—	—	—	—	—	—	—	—

RUNS BY INNING

	1	2	3	4	5	6	7	8	9	10	11	12	13	14	15	TOTAL
BIG RED	20	9	7	9	15	11	18	7	13	0	—	—	—	—	—	109
OPPONENTS	24	21	5	14	16	22	7	13	6	1	—	—	—	—	—	129
DIFFERENCE	-4	-12	+2	-5	-1	-11	+11	-6	+7	-1	—	—	—	—	—	-20

VICTORY MARGIN

	1	2	3	4	5	6	7	8	9	10	11	12	13	14	15+
BIG RED	—	1	—	—	—	1	2	—	—	—	—	—	1	—	1
OPPONENTS	2	1	2	3	—	—	—	—	—	1	—	—	—	—	2

BIG RED MULTI-RUN INNINGS

	TIMES	LAST TIME
2 Runs	7	3/31 vs. Dartmouth (8th inning, 3 hits)
3 Runs	8	3/30 (G2) vs. Dartmouth (2nd inning, 4 hits)
4 Runs	4	3/31 vs. Dartmouth (7th inning, 3 hits)
5 Runs	3	3/31 vs. Dartmouth (1st inning, 4 hits)
6 Runs	2	3/30 (G2) vs. Dartmouth (5th inning, 5 hits)
7 Runs	1	3/24 at Princeton (1st inning, 4 hits)
8 Runs	0	—
9 Runs	0	—
10 Runs	0	—



DAN PEPICELLI

9TH SEASON AT CORNELL

Years in Role: 9th Season as Head Coach
College: SUNY Cortland '90
Coaching Location: Dugout

DAN PEPICELLI was named the Ted Thoren Head Coach of Cornell Baseball on Aug. 10, 2015, and is currently in his ninth season at the helm of the Cornell baseball program.

Pepicelli's 90 wins as the Big Red's head coach stand as the fourth-most in program history, trailing **TED THOREN** (515), **TOM FORD** (264), and **BILL WALKENBACH** (130).

Under Pepicelli's tutelage, Cornell has produced 21 All-Ivy League selections — including five First Team and eight Second Team selections. Four Big Red players have also been selected in the Major League Baseball Amateur Draft.

Before his arrival on East Hill, Pepicelli spent six seasons at Clemson where he had three coaching titles during his six-year stay. The final three years with the Tigers were as the associate head coach.

He became the Tigers' first pitching coach to lead a staff to Omaha in his first season with the squad. That year, Clemson's pitching staff posted the first of four consecutive seasons with an ERA under 4.00. Pepicelli recruited and developed Matt Crownover, who earned freshman All-America accolades in 2013 and ACC Pitcher of the Year honors in 2015, and was instrumental in assembling Baseball America's ninth-ranked recruiting class in 2015. In total, 10 Clemson pitchers were selected in the Major League Baseball Amateur Draft in Pepicelli's tenure at Clemson.

By joining the Big Red, Pepicelli returned home to upstate New York, where he previously had 11 years of head coaching experience at the Division III level between St. John Fisher and Hartwick.

After serving as an assistant coach for three seasons at Hartwick, Pepicelli was promoted to head coach for the 1999 season. Following his two-year tenure at Hartwick, Pepicelli was head coach and assistant athletic director at St. John Fisher for nine seasons (2001-09). Pepicelli was a two-time Empire 8 Coach of the Year (2001, 2007), with the latter coming when the Cardinals advanced to the NCAA Division III College World Series for the first time in program history.

Pepicelli's teams at St. John Fisher had winning records in each of his last seven seasons. His team garnered national recognition for sportsmanship in 2008 after a line-drive foul ball struck the opposing team's third-base coach in the head during the ninth inning of the play-in game of the 2008 ECAC Upstate Championship. Despite the fact the Cardinals were trailing, Pepicelli and the Cardinals elected to concede the game, ending any hope of clinching a berth an NCAA Tournament berth. The Committee on Sportsmanship and Ethical Conduct presented Pepicelli's team with the NCAA All-Divisions Sportsmanship Award.

Along with being the baseball coach at St. John Fisher, Pepicelli was the head strength and conditioning coach where he spent three years on the NCAA Competitive Safeguards Committee. He is a certified strength and conditioning specialist and is a member of the National Strength & Conditioning Association.

A native of Schenectady, N.Y., Pepicelli is married to the former Robyn Molloy, who played for and served as an assistant coach with the Syracuse women's soccer team. The couple has a daughter, Mia, and a son, Owen.

#24

PEPICELLI'S FILE

COACHING EXPERIENCE

1996-98	Hartwick (Assistant Coach)
1999-2000	Hartwick (Head Coach)
2001-09	St. John Fisher (Head Coach)
2010	Clemson (Assistant Coach)
2011-12	Clemson (Assistant Head Coach)
2013-15	Clemson (Associate Head Coach)
2016-Pres.	Cornell (Head Coach)

PLAYING EXPERIENCE

1987-88	Mohawk Valley Community College
1989	SUNY Oneonta
1990	SUNY Cortland

EDUCATION

SUNY Cortland

- B.S., Economics and Management, 1990

NCAA COACHING CAREER

SEASON	OVERALL	W-L%	CONF.	W-L%
HARTWICK [1999-2000]				
1999	9-22	.290	—	—
2000	12-18	.400	3-3	.500
TOTAL	21-40	.344	3-3	.500

ST. JOHN FISHER [2001-09]

2001	19-14	.576	6-2	.750
2002	15-19	.441	3-3	.500
2003	16-16	.500	4-4	.500
2004	27-14	.659	4-4	.500
2005	22-15	.595	5-3	.625
2006	26-15	.634	9-7	.563
2007	28-13	.683	7-5	.583
2008	25-14-2	.634	9-7	.563
2009	22-17	.564	8-8	.500
TOTAL	200-137-2	.593	55-43	.561

CORNELL [2016- PRES.]

2016	14-24	.368	7-13	.350
2017	21-17	.553	9-11	.450
2018	14-22-1	.392	9-12	.429
2019	14-24	.368	8-13	.381
2020	1-8	.111	—	—
2021	— NO SEASON (COVID-19 PANDEMIC) —			
2022	11-25	.306	5-16	.238
2023	9-26	.257	8-13	.381
2024	6-11	.353	4-2	.667
TOTAL	90-157-1	.365	50-80	.385
OVERALL	311-334-3	.482	108-126	.462



#14

TOM FORD

ASSOCIATE HEAD COACH
 34TH SEASON AT CORNELL



#27

JOHN TOPPA

ASSISTANT COACH
 2ND SEASON AT CORNELL



#44

JUSTIN DEVOID

VOLUNTEER ASSISTANT COACH
 2ND SEASON AT CORNELL

THE LAST TIME...

A CORNELL TEAM SCORED...

10+ Runs in a Game	11, vs. Dartmouth (3/31/24 - W, 11-4)
15+ Runs in a Game	17, vs. Dartmouth (3/31/24 - W, 17-2)
20+ Runs in a Game	27, at Towson (4/5/17 - W, 27-14)
25+ Runs in a Game	27, at Towson (4/5/17 - W, 27-14)
5+ Runs in an Inning	5, vs. Dartmouth (3/31/24 - B1 - W, 11-4)
6+ Runs in an Inning	6, vs. Dartmouth (3/30/24 - G2 - B5 - W, 17-2)
7+ Runs in an Inning	7, at Princeton (3/24/24 - T1 - W, 15-2)
8+ Runs in an Inning	8, vs. Yale (4/2/22 - G2 - B7 - W, 12-9)
9+ Runs in an Inning	12, at Harvard (4/10/11 - G2 - T2 - W, 18-5)
10+ Runs in an Inning	12, at Harvard (4/10/11 - G2 - T2 - W, 18-5)
10+ Runs in Consecutive Games	17, vs. Dartmouth (3/30/24 - G2 - W, 17-2) 11, vs. Dartmouth (3/31/24 - W, 11-4)
10+ Runs in 3+ Straight Games	15, at James Madison (3/15/14 - G1 - L, 15-16) 17, at James Madison (3/15/14 - G2 - W, 17-8) 14, at James Madison (3/16/14 - W, 14-8 - 10 inn.) 16, at Virginia (4/7/1902 - W, 16-10) 10, at Navy (4/9/1902 - W, 10-6)
10+ Runs in 4+ Straight Games	11, vs. Rochester (4/12/1902 - W, 11-1) 12, vs. Niagara (4/19/1902 - W, 12-4) 10, vs. Columbia (4/26/1902 - W, 10-7)

A CORNELL TEAM RECORDED...

15+ Hits in a Game	16, vs. Dartmouth (3/30/24 - G1 - W, 17-2)
20+ Hits in a Game	28, at Towson (4/5/17 - W, 27-14)
25+ Hits in a Game	28, at Towson (4/5/17 - W, 27-14)
5+ Doubles in a Game	6, at Columbia (4/2/23 - G2 - W, 13-8)
6+ Doubles in a Game	6, at Columbia (4/2/23 - G2 - W, 13-8)
7+ Doubles in a Game	7, at George Mason (3/12/17 - W, 9-3)
8+ Doubles in a Game	9, at James Madison (3/15/14 - G1 - L, 15-16)
9+ Doubles in a Game	9, at James Madison (3/15/14 - G1 - L, 15-16)
2+ Triples in a Game	3, vs. Dartmouth (4/23/22 - G1 - W, 12-7)
3+ Triples in a Game	3, vs. Dartmouth (4/23/22 - G1 - W, 12-7)
4+ Triples in a Game	4, at Bucknell (3/4/00 - G2 - W, 8-6)
3+ Home Runs in a Game	7, vs. Dartmouth (3/30/24 - G2 - W, 17-2)
4+ Home Runs in a Game	7, vs. Dartmouth (3/30/24 - G2 - W, 17-2)
5+ Home Runs in a Game	7, vs. Dartmouth (3/30/24 - G2 - W, 17-2)
6+ Home Runs in a Game	7, vs. Dartmouth (3/30/24 - G2 - W, 17-2)
7+ Home Runs in a Game	7, vs. Dartmouth (3/30/24 - G2 - W, 17-2)
Leadoff Home Run	Adam Saks, at Harvard (4/13/19 - G2 - L, 1-7)
Back-to-Back Home Runs	Mark Quatrani (grand slam) & Matt Barnhorst (solo) — B5, Matt Barnhorst (solo) & Kevin Hager (solo) — B5, & Jakobi Davis (solo) & John Quinlan (solo) — B7, vs. Dartmouth (3/30/24 - G2 - W, 17-2)
Back-to-Back-to-Back Home Runs	M.Quatrani (4-run), M.Barnhorst & K.Hager (solo), vs. Dartmouth (3/30/24 - G2 - W, 17-2)
Two Grand Slams in a Game	B.Mack & M.Quatrani, vs. Dartmouth (3/30/24 - G2 - W, 17-2)
Drew 10+ Walks in a Game	10, at Georgia Tech (2/23/24 - L, 6-9)
Drew 15+ Walks in a Game	16, at Bucknell (5/1/96 - G1 - W, 18-3)
Hit by 3+ Pitches in a Game	3, vs. Dartmouth (3/30/24 - G2 - W, 17-2)
Hit by 4+ Pitches in a Game	4, at Richmond (3/17/24 - L, 4-8)
Hit by 5+ Pitches in a Game	5, at Yale (4/5/14 - G2 - W, 6-4)
Hit by 6+ Pitches in a Game	7, at Penn (4/15/06 - G2 - W, 23-10)
Hit by 7+ Pitches in a Game	7, at Penn (4/15/06 - G2 - W, 23-10)
4+ Stolen Bases in a Game	4, vs. Dartmouth (3/30/24 - G1 - W, 7-5)
5+ Stolen Bases in a Game	5, vs. Princeton (4/22/23 - G1 - L, 5-8)
6+ Stolen Bases in a Game	7, at Coppin State (3/5/22 - G2 - W, 14-5)
7+ Stolen Bases in a Game	7, at Coppin State (3/5/22 - G2 - W, 14-5)
8+ Stolen Bases in a Game	9, at George Washington (3/9/14 - G2 - W, 8-1)
9+ Stolen Bases in a Game	9, at George Washington (3/9/14 - G2 - W, 8-1)
10+ Stolen Bases in a Game	10, vs. Sampson Air Force Base (6/2/52 - W, 8-3)

A CORNELL PITCHING STAFF...

Threw a No-Hitter	Connor Kaufmann, vs. Dartmouth (4/1/12 — W, 2-0)
Threw a Combined No-Hitter	Kerry Brooks (3 inn.), Rob Wilson (3 inn.), Doug Petillo (1 inn.), vs. Rochester (4/5/89 - G1 - W, 2-1)
Threw a Perfect Game	Gary Gronowski, vs. Oneonta (5/11/76 — W, 1-0)
Shutout an Opponent	at Brown (5/7/22 - G2 - W, 3-0)
Shutout an Ivy League Opponent	at Brown (5/7/22 - G2 - W, 3-0)
Posted Consecutive Shutouts	vs. Oneonta (5/2/86 - G1 - W, 4-0) vs. Oneonta (5/2/86 - G2 - W, 5-0)
Struck out 10+ Batters	13, at Princeton (3/22/24 - G2 - L, 3-4)
Struck out 11+ Batters	13, at Princeton (3/22/24 - G2 - L, 3-4)
Struck out 12+ Batters	13, at Princeton (3/22/24 - G2 - L, 3-4)
Struck out 13+ Batters	13, at Princeton (3/22/24 - G2 - L, 3-4)
Struck out 14+ Batters	14, vs. Niagara (2/29/20 - G2 - L, 6-8)
Struck out 15+ Batters	15, vs. Canisius (4/4/18 - W, 6-5)
Struck out 16+ Batters	18, at Princeton (4/29/09 - W, 9-0)
Struck out 17+ Batters	18, at Princeton (4/29/09 - W, 9-0)
Struck out 18+ Batters	18, at Princeton (4/29/09 - W, 9-0)

A CORNELL TEAM ALLOWED...

10+ Runs in a Game	20, at Georgetown (3/10/24 - G2 - L, 0-20)
15+ Runs in a Game	20, at Georgetown (3/10/24 - G2 - L, 0-20)
20+ Runs in a Game	20, at Georgetown (3/10/24 - G2 - L, 0-20)
25+ Runs in a Game	31, at UC Santa Barbara (3/25/04 - L, 3-31)
5+ Runs in an Inning	5, at Georgetown (3/10/24 - G2 - B1 & B5 - L, 0-20)
6+ Runs in an Inning	7, at Georgetown (3/10/24 - G2 - B4 - L, 0-20)
7+ Runs in an Inning	7, at Georgetown (3/10/24 - G2 - B4 - L, 0-20)
8+ Runs in an Inning	16, at Georgetown (3/10/24 - G1 - B2 - L, 6-24)
9+ Runs in an Inning	16, at Georgetown (3/10/24 - G1 - B2 - L, 6-24)
10+ Runs in an Inning	16, at Georgetown (3/10/24 - G1 - B2 - L, 6-24)

A CORNELL TEAM DEFENSIVELY...

Committed 5+ Errors in a Game	6, vs. Binghamton (4/20/22 - W, 10-9 - 10 inn.)
Committed 6+ Errors in a Game	6, vs. Binghamton (4/20/22 - W, 10-9 - 10 inn.)
Committed 7+ Errors in a Game	7, at Le Moyne (4/15/97 - L, 8-14)
Committed 8+ Errors in a Game	8, at Pacific (3/20/96 - L, 7-18)
Committed 9+ Errors in a Game	10, vs. Le Moyne (4/8/92 - G1 - L, 3-19)
Committed 10+ Errors in a Game	10, vs. Le Moyne (4/8/92 - G1 - L, 3-19)
Turned 3+ Double Plays in a Game	3, at Georgia Tech (2/25/24 - W, 11-4)
Turned 4+ Double Plays in a Game	4, vs. Penn (4/24/11 - G2 - L, 2-10)
No Errors in 3+ Straight Games	3 games (3/22/24 - 3/24/24)
No Errors in 4+ Straight Games	4 games (5/3/22 - 5/8/22)

A CORNELL TEAM...

Played an Extra-Inning Game	at Princeton (3/22/24 - G1 - L, 3-4 - 10 inn.)
Played a Top-25 Team	at #5 Wake Forest (3/5/23 - L, 3-10)
Swept a Doubleheader	vs. Dartmouth (3/30/24 - W, 7-5; W, 17-2)
Swept a 3-Game Series	vs. Dartmouth (3/30/24 - 3/31/24)
Swept a 3-Game Ivy League Series	vs. Dartmouth (3/30/24 - 3/31/24)
Swept a 4-Game Series	at Maryland Eastern Shore (3/2/12 - 3/4/12)
Swept a 4-Game Ivy League Series	vs. Penn (4/23/05 - 4/24/05)
Swept in Doubleheader	at Princeton (3/22/24 - L, 3-4 - 10 inn.; L, 3-4)
Swept in 3-Game Series	at James Madison (3/1/24 - 3/3/24)
Swept in 3-Game Ivy League Series	vs. Princeton (4/21/23 - 4/22/23)
Swept in 4-Game Series	at Columbia (4/18/15 - 4/19/15)
Swept in 4-Game Ivy League Series	at Columbia (4/18/15 - 4/19/15)

Bold denotes occurred during 2024 season

A CORNELL INDIVIDUAL...

Scored 4+ Runs in a Game	4, John Quinlan, at Princeton (3/24/24 - W, 15-2)
Scored 5+ Runs in a Game	5, Will Simoneit, at Towson (4/5/17 - W, 24-17)
Recorded 4+ Hits in a Game	4, Max Jensen, at Princeton (3/22/24 - G2 - L, 3-4)
Recorded 5+ Hits in a Game	5, Will Simoneit, at Army (4/3/19 - W, 4-1)
Recorded 6+ Hits in a Game	6, Trey Baur, at Towson (4/5/17 - W, 24-17)
Recorded 2+ Doubles in a Game	2, Nathan Waugh, vs. Dartmouth (3/31/24 - W, 17-2)
Recorded 3+ Doubles in a Game	3, Max Jensen, vs. Yale (4/2/22 - G2 - W, 12-9)
Recorded 2+ Triples in a Game	2, Sam Kaplan, vs. Dartmouth (4/23/22 - G1 - W, 12-7)
Recorded 3+ Triples in a Game	3, Steve Caputi, vs. Cortland (4/30/79 - W, 15-11)
Had a Multi-Home Run Game	2, Mark Quatrani, vs. Dartmouth (3/30/24 - G2 - W, 17-2)
Had a 3-Home Run Game	3, Dale Wickham, vs. Princeton (4/30/16 - W, 4-3)
Hit a Grand Slam	Braden Mack & Mark Quatrani, vs. Dartmouth (3/30/24 - G2 - W, 17-2)
Recorded 5+ RBI in a Game	6, Mark Quatrani, vs. Dartmouth (3/30/24 - G2 - W, 17-2)
Recorded 6+ RBI in a Game	6, Mark Quatrani, vs. Dartmouth (3/30/24 - G2 - W, 17-2)
Recorded 7+ RBI in a Game	7, Adam Jacobs, at UNC Greensboro (3/20/07 - L, 12-13 - 10 inn.)
Recorded 8+ RBI in a Game	8, Ira Degenhardt, vs. Seton Hall (6/9/1927 - W, 11-5)
Drew 3+ Walks in a Game	3, Max Jensen, at Georgia Tech (2/23/24 - L, 6-9)
Drew 4+ Walks in a Game	4, Justin Taylor, at Baylor (2/23/19 - L, 3-10)
Drew 5+ Walks in a Game	5, Steve Caputi, at Hawai'i-Hilo (3/21/79 - W, 9-8)
Stole 2+ Bases in a Game	3, Ryan Porter, vs. Princeton (4/22/23 - G1 - L, 5-8)
Stole 3+ Bases in a Game	3, Ryan Porter, vs. Princeton (4/22/23 - G1 - L, 5-8)
Stole 4+ Bases in a Game	6, Tom D'Alessandro, at George Washington (3/9/14 - G2 - W, 8-1)
Stole 5+ Bases in a Game	6, Tom D'Alessandro, at George Washington (3/9/14 - G2 - W, 8-1)
Stole 6+ Bases in a Game	6, Tom D'Alessandro, at George Washington (3/9/14 - G2 - W, 8-1)
Hit by 2+ Pitches in a Game	2, Braden Mack, at Richmond (3/17/24 - L, 4-8)
Hit by 3+ Pitches in a Game	3, Mickey Brodsky, vs. Harvard (4/8/08 - G2 - L, 1-2)
Recorded Walk-Off Win	Max Jensen (hit by pitch), vs. Binghamton (4/20/22 - W, 10-9 - 10 inn.)
Recorded Walk-Off Win on Batted Ball	Matt Barnhorst (sacrifice fly), vs. Yale (4/2/22 - G1 - W, 2-1)
Recorded Walk-Off Win on Hit	Will Simoneit (3-run home run), vs. Penn (4/28/19 - W, 8-7)
Recorded Walk-Off Home Run	Will Simoneit (3-run), vs. Penn (4/28/19 - W, 8-7)
Recorded a 10-Game Hit Streak	19 games, Nathan Waugh (2023-24)
Recorded a 15-Game Hit Streak	19 games, Nathan Waugh (2023-24)

Recorded a 15-Game On-Base Streak	21 games, Nathan Waugh (2023-24) 19 games, Jakobi Davis (2023-24)
Recorded a 20-Game On-Base Streak	21 games, Nathan Waugh (2023-24)
Recorded a 30-Game On-Base Streak	42 games, Nathan Ford (2008-09)
Recorded a 40-Game On-Base Streak	42 games, Nathan Ford (2008-09)

A CORNELL PITCHER...

Threw a 7-Inning No-Hitter	Connor Kaufmann, vs. Dartmouth (4/1/12 - W, 2-0)
Threw a 9-Inning No-Hitter	Larry Rafalski, vs. Hartwick (4/25/68 - W, 7-0)
Threw a Perfect Game	Gary Gronowski, vs. Oneonta (5/11/76 - W, 1-0) - 7-inning game
Threw a 7-Inning Complete Game	Tim Willittes, vs. Penn (4/22/17 - G1 - L, 0-5)
Threw a 7-Inning Complete Game Shutout	Brian McAfee, vs. Princeton (4/26/15 - G1 - W, 10-0)
Threw a 9-Inning Complete Game	Luke Yacinich, at Brown (5/7/22 - G1 - W, 3-0) - 111 pitches
Threw a 9-Inning Complete Game Shutout	Luke Yacinich, at Brown (5/7/22 - G1 - W, 3-0) - 111 pitches
Pitched 3+ Scoreless Innings of Relief	Huxley Holcombe (3.0 IP), at Richmond (3/16/24 - W, 9-3) - 45 pitches
Pitched 3+ Hitless Innings of Relief	Spencer Edwards (3.0 IP), at VCU (3/11/22 - L, 5-10) - 48 pitches
Pitched 4+ Scoreless Innings of Relief	Huxley Holcombe (4.1 IP), at James Madison (3/2/24 - L, 5-8) - 70 pitches
Struck out 10+ Batters	10, Justin Lewis, at Navy (3/4/17 - G2 - L, 7-8)
Struck out 11+ Batters	13, Tim Willittes, at Bucknell (3/19/16 - G2 - W, 5-2)
Struck out 12+ Batters	13, Tim Willittes, at Bucknell (3/19/16 - G2 - W, 5-2)
Struck out 13+ Batters	13, Tim Willittes, at Bucknell (3/19/16 - G2 - W, 5-2)
Struck out 14+ Batters	15, Chris Schutt, at Columbia (4/19/03)
Struck out 15+ Batters	15, Chris Schutt, at Columbia (4/19/03)

Bold denotes occurred during 2024 season

BIG RED TRENDS

CATEGORY	2024	UNDER PEPICELLI
Overall	6-11	90-157-1
Ivy League Opponents	4-2	50-80
Non-Conference Opponents	2-9	40-77-1
vs. Power 5 Opponent	1-2	3-23
vs. Non-Power 5 Opponent	1-7	37-54-1
Home	3-0	30-44-1
Away	3-11	55-107
Neutral	0-0	5-6
Day Games (before 5 p.m.)	6-11	87-150-1
Night Games (5 p.m. or later)	0-0	3-7
February	1-2	1-19
March	5-9	35-60
April	0-0	44-68-1
May	0-0	10-10
Scoring 0-2 Runs	0-3	7-70
Scoring 3-5 Runs	0-6	23-59-1
Scoring 6-9 Runs	2-2	31-27
Scoring 10-Plus Runs	4-0	29-1
Allowing 0-2 Runs	2-0	34-8
Allowing 3-5 Runs	4-3	35-35-1
Allowing 6-9 Runs	0-5	19-63
Allowing 10-Plus Runs	0-3	2-51
Leading after Six Innings	6-2	69-12
Trailing after Six Innings	0-9	17-134
Tied after Six Innings	0-0	4-11-1
Leading after Seven Innings	6-1	62-7
Trailing after Seven Innings	0-10	11-123
Tied after Seven Innings	0-0	6-8-1
Leading after Eight Innings	6-0	65-3
Trailing after Eight Innings	0-10	5-127
Tied after Eight Innings	0-1	7-8-1
Big Red with No Home Runs	0-5	36-102
Big Red Hit a Home Run	6-6	54-55-1
Hits One Home Run	3-6	35-46-1
Hits Multiple Home Runs	3-0	19-9
Big Red Are Errorless	2-3	33-38
Big Red Has an Error	4-8	57-119-1
Commits One Error	4-6	32-46-1
Commits Multiple Errors	0-2	25-73
Out-hit Opponent	5-4	71-21
Out-hit by Opponent	1-7	14-128-1
Hits are Equal	0-0	5-8
Big Red Scores First	5-4	57-51-1
Opponent Scores First	1-7	33-106
Extra-Inning Games	0-1	6-10-1
One-Run Games	0-2	22-33
Two-Run Games	1-1	17-22
Five-Plus-Run Games	5-3	26-71
Shutouts	0-1	6-19

INDIVIDUAL AND TEAM GAME HIGHS

INDIVIDUAL GAME HIGHS

BATTING		BATTING	
At-Bats	6, (2x), Last: John Quinlan & Nathan Waugh, at Princeton (3/24/24)	At-Bats	44, at Princeton (3/24/24)
Runs Scored	4, John Quinlan, at Princeton (3/24/24)	Runs Scored	17, vs. Dartmouth (3/30/24 - G2)
Hits	4, Max Jensen, at Princeton (3/24/24)	Hits	16, vs. Dartmouth (3/30/24 - G2)
Runs Batted In	6, Mark Quatrani, vs. Dartmouth (3/30/24 - G2)	Runs Batted In	17, vs. Dartmouth (3/30/24 - G2)
Doubles	2, (3x), Last: Nathan Waugh, vs. Dartmouth (3/31/24)	Doubles	4, at Princeton (3/24/24)
Triples	1, (4x), Last: Max Jensen, vs. Dartmouth (3/31/24)	Triples	1, (4x), Last: vs. Dartmouth (3/31/24)
Home Runs	2, Mark Quatrani, vs. Dartmouth (3/31/24)	Home Runs	7, vs. Dartmouth (3/30/24 - G2)
Walks Drawn	3, Max Jensen, at Georgia Tech (2/23/24)	Walks Drawn	10, at Georgia Tech (2/25/24)
Strikeouts	4, Luke Johnson, at Georgetown (3/10/24 - G2)	Strikeouts	14, (2x), Last: at Georgia Tech (2/25/24)
Sacrifice Bunts	1, (7x), Last: Jakobi Davis, vs. Dartmouth (3/30/24 - G1)	Sacrifice Bunts	2, at Richmond (3/16/24)
Sacrifice Flies	1, TJ Swidorski, at Georgia Tech (2/25/24)	Sacrifice Flies	1, at Georgia Tech (2/25/24)
Stolen Bases	1, (15x), Last: John Quinlan & Jakobi Davis, vs. Dartmouth (3/31/24)	Stolen Bases	4, vs. Dartmouth (3/30/24 - G1)
Hit by Pitches	2, (2x), Last: Braden Mack, at Richmond (3/17/24)	Hit by Pitches	4, at Richmond (3/17/24)
Caught Stealing	1, (8x), Last: Matt Barnhorst, vs. Dartmouth (3/31/24)	Caught Stealing	2, at Georgetown (3/10/24 - G1)
PITCHING		Hit into Double Plays	4, at Georgetown (3/10/24 - G2)
Innings Pitched	7.0, Ethan Hamill, vs. Dartmouth (3/31/24)	Runners Left on Base	12, (2x), Last: at Richmond (3/17/24)
Hits Allowed	8, (2x), Last: Noah Keller, vs. Dartmouth (3/30/24 - G2)	PITCHING	
Runs Allowed	9, Carson Mayfield, at Georgetown (3/10/24 - G1)	Innings Pitched	9.2, at Princeton (3/22/24 - G1)
Earned Runs	9, Carson Mayfield, at Georgetown (3/10/24 - G1)	Hits Allowed	20, at Georgetown (3/10/24 - G1)
Walks Issued	5, (3x), Last: William Jaun, at James Madison (3/3/24)	Runs Allowed	24, at Georgetown (3/10/24 - G1)
Strikeouts	9, Noah Keller, at Princeton (3/22/24 - G2)	Earned Runs	21, at Georgetown (3/10/24 - G1)
Doubles Allowed	3, Huxley Holcombe, at Georgia Tech (2/24/24)	Walks Issued	16, at Georgetown (3/10/24 - G1)
Triples Allowed	1, (6x), Last: Carson Mayfield, at Richmond (3/16/24)	Strikeouts	13, at Princeton (3/22/24 - G2)
Home Runs Allowed	3, Huxley Holcombe, at Georgia Tech (2/24/24)	Doubles Allowed	6, at Georgia Tech (2/24/24)
Wild Pitches	2, (2x), Last: William Jaun, at Richmond (3/15/24)	Triples Allowed	2, at Georgetown (3/10/24 - G1)
Hit Batsmen	2, (2x), Last: Ethan Hamill, at Richmond (3/17/24)	Home Runs Allowed	4, at Georgia Tech (2/24/24)
FIELDING		Wild Pitches	3, (2x), Last: at Richmond (3/17/24)
Putouts	12, (2x), Last: Braden Mack, at Princeton (3/24/24)	Hit Batsmen	3, (2x), Last: at Georgetown (3/10/24 - G2)
Assists	7, Max Jensen, vs. Dartmouth (3/31/24)	FIELDING	
Errors	2, Nathan Waugh, at Georgia Tech (2/23/24)	Putouts	29, at Princeton (3/22/24 - G1)
Passed Balls	2, Nathan Waugh, at Richmond (3/15/24)	Assists	16, at Richmond (3/16/24)

2024 CORNELL BASEBALL JERSEY TRACKER



WHITE
Home: 0-0
Road: 0-0
Neutral: 0-0



GRAY
Home: 0-0
Road: 0-5
Neutral: 0-0



RED
Home: 2-0
Road: 1-2
Neutral: 0-0



BLACK
Home: 1-0
Road: 2-4
Neutral: 0-0

Date	Opponent	Result	Date	Opponent	Result	Date	Opponent	Result	Date	Opponent	Result
			2/23	at Georgia Tech	L, 6-9	2/24	at Georgia Tech	L, 2-12	2/25	at Georgia Tech	W, 11-4
			3/1	at James Madison	L, 1-5	3/2	at James Madison	L, 5-8	3/3	at James Madison	L, 5-7
			3/15	at Richmond	L, 4-8	3/16	at Richmond	W, 9-3	3/10 (1)	at Georgetown	L, 6-24
			3/22 (1)	at Princeton	L, 3-4 (10 inn.)	3/30 (1)	vs. Dartmouth	W, 7-5	3/10 (2)	at Georgetown	L, 0-20
			3/22 (2)	at Princeton	L, 3-4	3/30 (2)	vs. Dartmouth	W, 17-2	3/17	at Richmond	L, 4-8
									3/24	at Princeton	W, 15-2
									3/31	vs. Dartmouth	W, 11-4

2024 GAME-BY-GAME BATTING STATISTICS																											
DATE	OPPONENT	AB	R	H	RBI	2B	3B	HR	TB	BB	IBB	SB	CS	HBP	SAC	SF	GDP	SO	PO	A	E	LOB	AVG	OBP	SLG	OPS	
2/23	at Georgia Tech	33	6	8	4	2	0	0	10	10	0	1	1	0	1	0	0	11	24	8	3	11	.242	.419	.303	.722	
2/24	at Georgia Tech	34	2	9	2	1	0	1	13	2	0	0	0	2	0	0	1	14	24	7	1	8	.254	.383	.343	.726	
2/25	at Georgia Tech	38	11	11	7	3	0	1	17	2	1	0	1	2	1	1	0	14	27	14	1	6	.267	.371	.381	.752	
3/1	at James Madison	32	1	6	1	1	0	0	7	2	0	0	0	1	0	0	0	6	24	13	1	7	.248	.346	.343	.689	
3/2	at James Madison	35	5	8	5	2	1	0	12	1	0	1	0	1	0	0	0	12	24	8	0	5	.244	.332	.343	.675	
3/3	at James Madison	31	5	6	5	2	1	1	13	4	0	1	0	1	0	0	1	9	24	7	1	4	.236	.328	.355	.682	
3/10	at Georgetown	34	6	8	5	2	0	0	10	6	0	0	2	2	0	0	2	6	24	5	2	9	.236	.336	.346	.682	
3/10	at Georgetown	28	0	4	0	0	0	0	4	2	0	1	0	0	0	0	4	8	24	10	1	3	.226	.322	.325	.647	
3/15	at Richmond	37	4	10	4	2	0	1	15	5	0	0	1	1	0	0	0	9	24	5	1	12	.232	.329	.334	.663	
3/16	at Richmond	38	9	15	9	2	0	4	29	3	0	2	0	2	2	0	1	9	27	16	2	9	.250	.344	.382	.726	
3/17	at Richmond	37	4	10	4	0	1	1	15	2	0	1	0	4	0	0	1	7	24	7	1	12	.252	.346	.385	.731	
3/22	at Princeton	35	3	9	2	1	0	1	13	3	0	1	1	1	1	0	1	5	29	8	0	7	.252	.345	.383	.729	
3/22	at Princeton	35	3	9	3	0	0	1	12	4	0	0	0	0	1	0	0	7	24	4	0	9	.253	.344	.380	.725	
3/24	at Princeton	44	15	15	14	4	0	2	25	4	0	0	1	2	0	0	0	7	27	12	0	8	.261	.351	.397	.748	
3/30	Dartmouth	32	7	7	6	1	0	1	11	2	0	4	0	3	1	0	0	5	27	10	1	7	.258	.349	.394	.743	
3/30	Dartmouth	40	17	16	17	1	0	7	38	3	0	1	0	3	0	0	1	11	27	9	1	5	.268	.359	.433	.792	
3/31	Dartmouth	36	11	13	10	3	1	1	21	4	0	2	1	1	0	0	1	7	27	14	0	6	.274	.364	.442	.806	

2024 Game-by-Game Pitching Statistics																								
Date	Opponent	IP	H	R	ER	BB	SO	2B	3B	HR	WP	BK	HBP	DP	IBB	Score	W	L	SV	ERA	WHIP	BB/9	SO/9	
2/23	at Georgia Tech	8.0	11	9	5	10	8	3	1	2	2	0	0	0	0	6-9	0	1	0	5.63	2.63	11.25	9.00	
2/24	at Georgia Tech	8.0	12	12	12	9	8	6	0	4	2	0	3	1	0	2-12	0	2	0	9.56	2.63	10.69	9.00	
2/25	at Georgia Tech	9.0	7	4	4	5	3	1	0	2	1	0	1	3	0	11-4	1	2	1	7.56	2.16	8.64	6.84	
3/1	at James Madison	8.0	8	5	5	2	4	1	0	2	0	0	0	1	0	1-5	1	3	1	7.09	1.94	7.09	6.27	
3/2	at James Madison	8.0	10	8	8	7	3	2	1	0	1	0	2	0	0	5-8	1	4	1	7.46	1.98	7.24	5.71	
3/3	at James Madison	8.0	7	7	7	6	4	0	0	2	1	0	1	0	0	5-7	1	5	1	7.53	1.92	7.16	5.51	
3/10	at Georgetown	8.0	20	24	21	16	6	4	2	1	1	0	1	0	0	6-24	1	6	1	9.79	2.28	8.68	5.68	
3/10	at Georgetown	8.0	18	20	18	10	10	2	1	2	3	0	3	0	0	0-20	1	7	1	11.08	2.43	9.00	6.37	
3/15	at Richmond	8.0	9	8	7	6	10	0	0	1	2	0	0	0	0	4-8	1	8	1	10.73	2.37	8.75	6.90	
3/16	at Richmond	9.0	9	3	3	1	6	2	1	2	0	0	2	2	0	9-3	2	8	1	9.88	2.23	7.90	6.80	
3/17	at Richmond	8.0	9	8	6	6	4	4	0	1	3	1	2	1	0	4-8	2	9	1	9.60	2.20	7.80	6.60	
3/22	at Princeton	9.2	4	4	4	3	10	0	0	1	0	0	2	0	0	3-4	2	10	1	9.03	2.06	7.31	6.86	
3/22	at Princeton	8.0	6	4	4	4	13	2	0	1	1	1	0	0	0	3-4	2	11	1	8.69	2.00	7.11	7.44	
3/24	at Princeton	9.0	5	2	2	4	6	2	0	1	0	0	1	1	0	15-2	3	11	1	8.18	1.92	6.87	7.33	
3/30	Dartmouth	9.0	10	5	5	7	6	1	0	0	2	0	0	2	0	7-5	4	11	2	7.95	1.92	6.88	7.23	
3/30	Dartmouth	9.0	11	2	2	6	5	2	0	0	1	1	0	1	0	17-2	5	11	2	7.55	1.92	6.82	7.08	
3/31	Dartmouth	9.0	6	4	4	5	6	1	0	0	1	0	1	1	0	11-4	6	11	2	7.33	1.87	6.70	7.02	

2024 CORNELL OVERALL STATISTICS

Overall	6-11	Home	3-0	Away	3-11	Neutral	0-0	Ivy League	4-2
---------	------	------	-----	------	------	---------	-----	------------	-----

BATTING STATISTICS

#	PLAYER	AVG	GP	GS	AB	R	H	2B	3B	HR	RBI	TB	SLG%	BB	HBP	SO	GDP	OB%	SF	SH	SB	ATT
23	Braden Mack	.341	13	10	41	9	14	3	0	1	11	20	.488	0	3	5	2	.386	0	0	0	2
4	Caden Wildman	.333	17	17	66	14	22	3	0	1	6	28	.424	8	4	13	2	.436	0	1	2	3
7	Max Jensen	.333	16	16	57	15	19	4	2	2	9	33	.579	11	5	5	2	.479	0	1	1	1
40	Nathan Waugh	.300	17	17	70	13	21	3	0	4	20	36	.514	8	1	23	2	.380	0	0	0	0
22	Jakobi Davis	.269	15	15	52	14	14	3	1	2	8	25	.481	5	2	24	0	.356	0	2	3	4
2	Matt Barnhorst	.263	15	15	57	8	15	1	0	4	12	28	.491	5	0	17	1	.323	0	1	2	4
1	John Quinlan	.320	12	12	50	13	16	2	0	2	5	24	.480	4	2	10	1	.393	0	1	4	4
15	Owen Carlson	.273	11	4	22	3	6	1	0	0	0	7	.318	3	0	6	0	.360	0	0	1	1
19	Mark Quatrani	.258	9	8	31	6	8	0	1	5	15	25	.806	2	1	6	2	.324	0	0	0	0
6	Kyle Musser	.250	1	1	4	0	1	0	0	0	0	1	.250	0	0	0	0	.250	0	0	0	0
20	Kevin Hager	.212	10	8	33	2	7	1	0	1	3	11	.333	1	1	5	0	.257	0	0	0	0
18	TJ Swidorski	.207	9	9	29	3	6	2	0	0	3	8	.276	4	3	9	0	.351	1	1	1	2
12	Ryan Porter	.192	11	7	26	4	5	1	0	0	3	6	.231	4	0	8	1	.300	0	0	0	1
8	Luke Johnson	.175	12	9	40	5	7	2	0	0	2	9	.225	2	3	11	0	.267	0	0	1	1
30	William Jaun	.158	9	9	19	0	3	1	0	0	1	4	.211	2	0	4	0	.238	0	0	0	0
25	Beck Urofsky	.000	2	0	1	0	0	0	0	0	0	0	.000	0	0	1	0	.000	0	0	0	0
37	Huxley Holcombe	.000	9	1	1	0	0	0	0	0	0	0	.000	0	1	0	0	.500	0	0	0	0
TOTALS		.274	17		599	109	164	27	4	22	98	265	.442	59	26	147	13	.364	1	7	15	23
OPPONENTS		.285	17		571	129	163	33	6	22	121	274	.480	107	19	112	11	.411	6	5	25	28

PITCHING STATISTICS

#	PLAYER	ERA	W	L	APP	GS	CG	SHO	SV	IP	H	R	ER	BB	SO	2B	3B	HR	AB	AVG	WP	HBP	BK	SFA	SHA
16	Noah Keller	4.26	0	1	6	2	0	0/0	0	19.0	23	16	9	18	20	7	0	0	77	.299	0	0	1	1	0
13	Ethan Hamill	4.33	2	1	6	3	0	0/0	1	27.0	25	17	13	11	14	4	1	6	104	.240	3	3	1	0	0
32	Carson Mayfield	7.86	2	2	6	6	0	0/0	0	26.1	30	23	23	11	20	3	2	4	107	.280	3	2	0	0	0
17	William Stephens	0.00	0	0	1	0	0	0/0	0	0.0	0	0	0	1	0	0	0	0	0	.000	0	2	0	0	0
21	John Gerfen	0.00	0	0	1	0	0	0/0	0	1.0	1	0	0	0	0	0	0	0	5	.200	0	0	0	0	0
12	Ryan Porter	2.08	0	1	5	0	0	0/0	1	4.1	3	1	1	3	4	0	0	0	15	.200	1	0	1	0	0
3	Chris Ellison	4.15	0	0	6	0	0	0/0	0	4.1	3	3	2	5	7	0	0	0	16	.188	0	0	0	0	1
36	Nathaniel Jennewein	6.23	0	1	5	0	0	0/0	0	8.2	6	6	6	7	8	2	1	1	31	.194	1	3	0	0	0
37	Huxley Holcombe	8.64	0	2	6	1	0	0/0	0	16.2	24	16	16	11	6	4	1	4	69	.348	3	2	0	2	1
28	Max Foster	9.64	0	0	6	0	0	0/0	0	4.2	9	5	5	9	6	3	1	2	22	.409	1	0	0	0	0
33	Von Baker	10.97	1	0	6	1	0	0/0	0	10.2	11	13	13	11	9	4	0	2	41	.268	2	2	0	1	0
30	William Jaun	11.74	1	3	4	4	0	0/0	0	15.1	16	20	20	16	11	2	0	2	56	.286	3	2	0	1	3
25	Beck Urofsky	13.50	0	0	1	0	0	0/0	0	0.2	2	1	1	1	1	2	0	0	4	.500	1	1	0	0	0
9	Story Kimura	14.40	0	0	5	0	0	0/0	0	5.0	10	8	8	3	6	2	0	1	24	.417	3	2	0	1	0
TOTALS		7.33	6	11	17		0	0	2	143.2	163	129	117	107	112	33	6	22	571	.285	21	19	3	6	5
OPPONENTS		5.42	11	6	17		0	1	4	151.0	164	109	91	59	147	27	4	22	599	.274	11	26	1	1	7

2024 CORNELL IVY LEAGUE STATISTICS

Overall6-11

Home3-0

Away3-11

Neutral0-0

Ivy League4-2

BATTING STATISTICS

#	PLAYER	AVG	GP	GS	AB	R	H	2B	3B	HR	RBI	TB	SLG%	BB	HBP	SO	GDP	OB%	SF	SH	SB	ATT
7	Max Jensen	.440	6	6	25	7	11	2	1	1	6	18	.720	4	2	2	0	.548	0	0	0	0
1	John Quinlan	.407	6	6	27	11	11	1	0	1	3	15	.556	3	1	6	0	.484	0	1	3	3
4	Caden Wildman	.400	6	6	25	7	10	1	0	0	4	11	.440	3	2	3	1	.500	0	0	0	0
20	Kevin Hager	.385	3	3	13	2	5	0	0	1	1	8	.615	0	0	2	0	.385	0	0	0	0
23	Braden Mack	.368	5	5	19	5	7	2	0	1	9	12	.632	0	0	4	2	.368	0	0	0	1
22	Jakobi Davis	.364	6	6	22	9	8	2	0	2	5	16	.727	2	0	7	0	.417	0	1	3	3
19	Mark Quatrani	.294	4	4	17	5	5	0	0	4	12	17	1.000	1	1	1	0	.368	0	0	0	0
6	Kyle Musser	.250	1	1	4	0	1	0	0	0	0	1	.250	0	0	0	0	.250	0	0	0	0
40	Nathan Waugh	.222	6	6	27	4	6	2	0	1	9	11	.407	2	1	7	0	.300	0	0	0	0
8	Luke Johnson	.143	4	2	7	2	1	0	0	0	0	1	.143	2	1	2	0	.400	0	0	0	0
2	Matt Barnhorst	.136	6	6	22	2	3	0	0	2	3	9	.409	1	0	6	0	.174	0	1	1	2
18	TJ Swidorski	.100	3	3	10	2	1	0	0	0	0	1	.100	2	1	1	0	.308	0	0	1	2
15	Owen Carlson	.000	4	0	4	0	0	0	0	0	0	0	.000	0	0	1	0	.000	0	0	0	0
37	Huxley Holcombe	.000	3	0	0	0	0	0	0	0	0	0	.000	0	1	0	0	1.000	0	0	0	0
TOTALS		.311	6		222	56	69	10	1	13	52	120	.541	20	10	42	3	.393	0	3	8	11
OPPONENTS		.216	6		194	21	42	8	0	3	19	59	.304	29	4	46	4	.328	2	0	2	2

PITCHING STATISTICS

#	PLAYER	ERA	W	L	APP	GS	CG	SHO	SV	IP	H	R	ER	BB	SO	2B	3B	HR	AB	AVG	WP	HBP	BK	SFA	SHA
21	John Gerfen	0.00	0	0	1	0	0	0/0	0	1.0	1	0	0	0	0	0	0	0	5	.200	0	0	0	0	0
3	Chris Ellison	0.00	0	0	3	0	0	0/0	0	2.0	0	0	0	3	3	0	0	0	6	.000	0	0	0	0	0
36	Nathaniel Jennewein	0.00	0	0	2	0	0	0/0	0	4.1	1	0	0	3	4	0	0	0	13	.077	0	1	0	0	0
13	Ethan Hamill	1.32	2	0	2	2	0	0/0	0	13.2	8	2	2	4	7	2	0	1	47	.170	0	0	0	0	0
16	Noah Keller	2.53	0	0	2	2	0	0/0	0	10.2	12	3	3	6	11	4	0	0	41	.293	0	0	1	1	0
37	Huxley Holcombe	3.60	0	1	2	0	0	0/0	0	5.0	3	2	2	3	2	0	0	0	16	.188	1	1	0	1	0
12	Ryan Porter	3.86	0	1	3	0	0	0/0	1	2.1	1	1	1	3	3	0	0	0	7	.143	1	0	1	0	0
32	Carson Mayfield	5.40	1	0	2	2	0	0/0	0	11.2	11	7	7	3	12	1	0	1	45	.244	1	1	0	0	0
33	Von Baker	6.75	1	0	2	0	0	0/0	0	2.2	2	2	2	2	4	0	0	1	10	.200	1	0	0	0	0
9	Story Kimura	108.00	0	0	1	0	0	0/0	0	0.1	3	4	4	2	0	1	0	0	4	.750	1	1	0	0	0
TOTALS		3.52	4	2	6	0	0	1	53.2	42	21	21	29	46	8	0	3	194	.216	5	4	2	2	0	
OPPONENTS		8.83	2	4	6	0	0	0	52.0	69	56	51	20	42	10	1	13	222	.311	5	10	1	0	3	

GAME-BY-GAME INFORMATION

DATE	OPPONENT	TIME/ FINAL	CORNELL				OPPONENT				REC	IVY	POS	GB	WIN	LOSS	SAVE	TIME	ATT
			R	H	E	LOB	R	H	E	LOB									
2/23	at Georgia Tech	L, 6-9	6	8	3	11	9	11	1	12	0-1	—	—	—	Stanford (1-0)	Keller (0-1)	—	3:02	1,063
2/24	at Georgia Tech	L, 2-12	2	9	1	8	12	12	0	11	0-2	—	—	—	Finateri (2-0)	Holcombe (0-1)	—	2:45	1,320
2/25	at Georgia Tech	W, 11-4	11	11	1	6	4	7	2	7	1-2	—	—	—	Jaun (1-0)	Patel (0-1)	Hamill (1)	2:36	1,182
3/1	at James Madison	L, 1-5	1	6	1	7	5	8	0	4	1-3	—	—	—	Mozoki (1-1)	Mayfield (0-1)	—	1:57	321
3/2	at James Madison	L, 5-8	5	8	0	5	8	10	1	10	1-4	—	—	—	Kleinfelter (1-0)	Jennewein (0-1)	Logar (2)	2:30	521
3/3	at James Madison	L, 5-7	5	6	1	4	7	7	0	7	1-5	—	—	—	Kinsler (3-0)	Jaun (1-1)	Vogatsky (2)	2:18	540
3/9	at Georgetown	GAME CANCELED (NO MAKEUP SCHEDULED)										1-5	—	—	—				
3/10	at Georgetown	L, 6-24	6	8	2	9	24	20	3	13	1-6	—	—	—	Williams (2-0)	Mayfield (0-2)	—	3:20	297
3/10	at Georgetown	L, 0-20	0	4	1	3	20	18	1	11	1-7	—	—	—	Mastroianni (2-0)	Jaun (1-2)	Leckzas (2)	2:41	301
3/15	at Richmond	L, 4-8	4	10	1	12	8	9	1	8	1-8	—	—	—	Roche (2-3)	Jaun (1-3)	Hentschel (2)	2:40	215
3/16	at Richmond	W, 9-3	9	16	2	9	3	9	0	8	2-8	—	—	—	Mayfield (1-2)	Reinke (0-3)	—	2:28	333
3/17	at Richmond	L, 4-8	4	10	1	12	8	9	1	9	2-9	—	—	—	Corso (1-0)	Hamill (0-1)	—	2:39	374
3/19	BINGHAMTON	GAME CANCELED (NO MAKEUP SCHEDULED)										2-9	—	—	—				
3/23	at Princeton	L, 3-4 (10)	3	9	0	5	4	4	1	2	2-10	0-1	T-5th	1.0	Faulkner (2-1)	Holcombe (0-2)	—	2:12	43
3/23	at Princeton	L, 3-4	3	9	0	9	4	6	1	7	2-11	0-2	T-7th	2.0	D'Alessio (1-0)	Porter (0-1)	—	2:14	43
3/24	at Princeton	W, 15-2	15	15	0	8	2	5	4	7	3-12	1-2	T-5th	2.0	Hamill (1-1)	Shapiro (0-1)	—	2:39	122
3/30	DARTMOUTH	W, 7-5	7	7	1	7	5	10	3	9	4-12	2-2	T-4th	1.0	Mayfield (2-2)	Dumsky (1-2)	Porter (1)	2:34	300
3/30	DARTMOUTH	W, 17-2	17	16	1	5	2	11	1	12	5-12	3-2	T-2nd	1.0	Baker (1-1)	Milberg (0-2)	—	2:49	170
3/31	DARTMOUTH	W, 11-4	11	13	0	6	4	6	1	6	6-12	4-2	2nd	1.0	Hamill (2-1)	Albert (1-1)	—	2:23	182
4/6	HARVARD	2:00 p.m.																	
4/7	HARVARD	11:30 a.m.																	
4/7	HARVARD	2:30 p.m.																	
4/13	at Penn	11:30 a.m.																	
4/13	at Penn	2:30 p.m.																	
4/14	at Penn	12:00 p.m.																	
4/16	at Binghamton	6:30 p.m.																	
4/20	YALE	11:30 a.m.																	
4/20	YALE	2:30 p.m.																	
4/21	YALE	12:00 p.m.																	
4/27	COLUMBIA	11:30 a.m.																	
4/27	COLUMBIA	2:30 p.m.																	
4/28	COLUMBIA	12:00 p.m.																	
4/30	at Binghamton	6:30 p.m.																	
5/4	at Brown	11:30 a.m.																	
5/4	at Brown	2:30 p.m.																	
5/5	at Brown	12:00 p.m.																	

2024 CORNELL BASEBALL TV / PHOTO ROSTER



1 JOHN QUINLAN
OF | S/R | Jr. | 5'9" | 180
Menlo Park, Calif.



2 MATT BARNHORST
INF/OF | R/R | Sr. | 6'0" | 195
Ponte Vedra Beach, Fla.



3 CHRIS ELLISON
RHP | R/R | Jr. | 6'0" | 190
Howell, N.J.



4 CADAN WILDMAN
OF | R/R | So. | 6'3" | 215
Woodbury, Minn.



5 WILL LONG
RHP | R/R | Jr. | 6'0" | 170
Great Falls, Va.



6 KYLE MUSSER
OF | R/R | Jr. | 5'10" | 182
Lititz, Pa.



7 MAX JENSEN
INF | L/R | Jr. | 6'3" | 210
Burke, Va.



8 LUKE JOHNSON
INF | R/R | Fr. | 6'1" | 180
Coto de Caza, Calif.



9 STORY KIMURA
RHP | R/R | Sr. | 6'0" | 175
Dallas, Texas



11 MATTHEW WALTERS
OF | R/R | So. | 5'11" | 195
Granbury, Texas



12 RYAN PORTER
OF/RHP | R/R | Jr. | 6'0" | 185
Houston, Texas




13 ETHAN HAMILL
RHP | R/R | So. | 6'3" | 200
Chester, Va.



15 OWEN CARLSON
INF | L/R | Fr. | 5'11" | 180
Los Angeles, Calif.



16 NOAH KELLER
LHP | L/L | So. | 6'1" | 210
Goodrich, Mich.



17 WILLIAM STEPHENS
RHP | R/R | Sr. | 6'2" | 205
Stone Mountain, Ga.



18 TJ SWIDORSKI
INF | R/R | So. | 6'0" | 175
Woodbury, Minn.



19 MARK QUATRANI
C | R/R | Fr. | 5'11" | 200
Springfield, Pa.



20 KEVIN HAGER
INF | R/R | Fr. | 6'0" | 190
Berkeley Heights, N.J.



21 JOHN GERFEN
LHP | R/L | So. | 6'0" | 195
Brewster, N.Y.



22 JAKOBI DAVIS
OF | L/R | Jr. | 6'4" | 210
Sarasota, Fla.



23 BRADEN MACK
C | R/R | Sr. | 6'2" | 210
Woodbridge, Va.



25 BECK UROFSKY
INF/RHP | R/R | So. | 6'4" | 225
Silver Spring, Md.



26 TOM CLANCY
RHP | R/R | Jr. | 6'1" | 190
Westfield, N.J.



28 MAX FOSTER
RHP | R/R | Fr. | 6'3" | 210
Bethel, Conn.




30 WILLIAM JAUN
LHP/IB | L/R | Jr. | 6'3" | 225
Loveland, Ohio



31 GRAHAM BIBEN
RHP | R/R | Fr. | 6'0" | 170
New York, N.Y.



32 CARSON MAYFIELD
RHP | R/R | So. | 6'5" | 200
Annandale, Va.



33 VON BAKER
RHP | R/R | Sr. | 6'7" | 235
St. Johnsville, N.Y.



34 ETHAN VAN SICE
RHP | R/R | Fr. | 5'9" | 170
Arlington, Va.



36 NATHANIEL JENNEW EIN
LHP | R/L | Fr. | 5'11" | 180
Tampa, Fla.



37 HUXLEY HOLCOMBE
LHP/OF | L/L | Fr. | 6'6" | 180
Worcester, Mass.



38 ASHER GARDY
RHP | R/R | So. | 6'2" | 185
Springfield, Va.



40 NATHAN WAUGH
C | R/R | Sr. | 6'5" | 230
Placentia, Calif.



41 JACKSON MARKO
C | R/R | Fr. | 5'10" | 175
Syracuse, N.Y.



42 JOSH SHEA
RHP | R/R | So. | 5'11" | 175
Cortlandt Manor, N.Y.



24 DAN PEPICELLI
Head Coach
9th Season




14 TOM FORD
Associate Head Coach
34th Season



27 JOHN TOPPA
Assistant Coach
2nd Season



44 JUSTIN DEVOID
Volunteer Assistant Coach
2nd Season



GRACE DESTEFANO
Athletic Trainer
2nd Season