

# CORNELL BIG RED

## 2024 BASEBALL GAME NOTES

6 IVY LEAGUE REGULAR-SEASON CHAMPIONSHIPS | 7 ALL-AMERICANS | 57 FIRST TEAM ALL-IVY SELECTIONS

### 2024 SCHEDULE

#### FEBRUARY (1-2)

|    |                 |       |         |
|----|-----------------|-------|---------|
| 23 | at Georgia Tech | ACCNX | L, 6-9  |
| 24 | at Georgia Tech | ACCNX | L, 2-12 |
| 25 | at Georgia Tech | ACCNX | W, 11-4 |

#### MARCH (5-9, 4-2 IVY)

|    |                    |             |                  |
|----|--------------------|-------------|------------------|
| 1  | at James Madison   |             | L, 1-5           |
| 2  | at James Madison   |             | L, 5-8           |
| 3  | at James Madison   |             | L, 5-7           |
| 9  | at Georgetown (DH) |             | Canceled         |
| 10 | at Georgetown (DH) | MuscoVision | L, 6-24          |
| 10 | at Georgetown (DH) | MuscoVision | L, 0-20          |
| 15 | at Richmond        | ESPN+       | L, 4-8           |
| 16 | at Richmond        | ESPN+       | W, 9-3           |
| 17 | at Richmond        | ESPN+       | L, 4-8           |
| 19 | BINGHAMTON         | ESPN+       | Canceled         |
| 22 | at Princeton* (DH) | ESPN+       | L, 3-4 (10 inn.) |
| 22 | at Princeton* (DH) | ESPN+       | L, 3-4           |
| 24 | at Princeton*      | ESPN+       | W, 15-2          |
| 30 | DARTMOUTH* (DH)    | ESPN+       | W, 7-5           |
| 30 | DARTMOUTH* (DH)    | ESPN+       | W, 17-2          |
| 31 | DARTMOUTH*         | ESPN+       | W, 11-4          |

#### APRIL (7-6, 6-6 IVY)

|    |                |       |                   |
|----|----------------|-------|-------------------|
| 6  | HARVARD*       | ESPN+ | W, 5-4            |
| 7  | HARVARD* (DH)  | ESPN+ | L, 6-14           |
| 7  | HARVARD* (DH)  | ESPN+ | W, 6-5            |
| 13 | at Penn* (DH)  | ESPN+ | L, 5-6            |
| 13 | at Penn* (DH)  | ESPN+ | W, 18-11          |
| 14 | at Penn*       | ESPN+ | W, 11-9           |
| 16 | at Binghamton  | ESPN+ | W, 9-7            |
| 20 | YALE* (DH)     | ESPN+ | W, 10-9 (10 inn.) |
| 20 | YALE* (DH)     | ESPN+ | W, 8-2            |
| 21 | YALE*          | ESPN+ | L, 3-6            |
| 27 | COLUMBIA* (DH) | ESPN+ | L, 11-14          |
| 27 | COLUMBIA* (DH) | ESPN+ | L, 2-14           |
| 28 | COLUMBIA*      | ESPN+ | L, 0-13           |

#### MAY

|   |                |       |            |
|---|----------------|-------|------------|
| 1 | at Binghamton  | ESPN+ | 6:30 p.m.  |
| 4 | at Brown* (DH) | ESPN+ | 11:30 a.m. |
| 4 | at Brown* (DH) | ESPN+ | 2:30 p.m.  |
| 5 | at Brown*      | ESPN+ | 12 p.m.    |

All game times Eastern, subject to change  
\* - Denotes Ivy League contest

**Bold Red CAPS denotes home game**



### MEDIA CONTACT

**MARSHALL HAIM**

Assistant Director of Athletic Communications

✉ mh2348@cornell.edu

☎ (716) 465-4945 (mobile)

### CORNELL BIG RED

AT

### BINGHAMTON BEARCATS

GAME NO. 31 | WEDNESDAY, MAY 1 | VESTAL, N.Y. | BEARCATS BASEBALL COMPLEX | CORNELL LEADS SERIES, 27-19-1

**13-17**

OVERALL

**10-8**

IVY LEAGUE

**—/—/—**

RANKS (D1B/NCBWA/USAT)

**Dan Pepicelli**

20TH SEASON AS HEAD COACH

**97-163-1** (.374)

9TH SEASON AT CORNELL

**17-22**

OVERALL

**7-11**

AMERICA EAST

**—/—/—**

RANKS (D1B/NCBWA/USAT)

**Tim Sinicki**

32ND SEASON AS HEAD COACH

**694-713-9** (.493)

32ND SEASON AT BINGHAMTON

### GAME INFORMATION

**WEDNESDAY**



Play-by-Play: Jason Weinstein

Live Stats: [bubearcats.com](http://bubearcats.com)

#### WEDNESDAY'S FORECAST

☀ 70° ☂ 8:03

Temperature: 72° high | 57° low

Forecast: Clear

Winds: NW 5-10 mph

#### PROBABLE STARTING PITCHERS

RHP **Beck Urofsky** (0-0, 13.50)

RHP **Hayden Tarsia** (1-2, 4.58)

### FIRST PITCH

► The Cornell baseball team will look to snap its four-game losing streak when it travels south on Interstate 81 for a clash against its Central New York rival Binghamton at the Bearcats Baseball Complex.

### WEEKEND REWIND

► Columbia clinched the outright Ivy League title after sweeping Cornell, 14-11, 14-2, 13-0, at Booth Field last weekend.

► The Lions bashed 12 home runs in the weekend sweep, while combining to post a .390 batting average.

► Junior infielder **MAX JENSEN** hit a team-leading .385 on the weekend, which included a double, home run, and four RBI. Fellow junior **JOHN QUINLAN** (.357 — 5-for-14) was the only other Big Red hitter to hit over .300 in the series with the Lions.

### DIGGING THE LONG BALL

► Despite having its 12-game home run streak snapped against Penn on April 13, Cornell has hit a home run in 19 of its last 22 games, registering 37 of its 40 blasts during the span.

► Cornell's 40 home runs are the most by the Big Red in a single season in the program's 153-year history. Freshman catcher **MARK QUATRANI** registered the record-breaking blast with a leadoff blast in the sixth inning of Cornell's 14-11 setback last Saturday.

► Freshman infielder **KEVIN HAGER**'s three-run homer in the first inning against Penn on April 14, was Cornell's 30th home run of the season, marking the first time in program history the Big Red has hit 30-plus home runs in three consecutive seasons.

► Having a flair for the dramatic, Cornell has hit seven grand slams this year, the most in a season on record in program history. The seven grand slams matches the program's combined output over the previous nine years (eight seasons).

### CORNELL RECORD BOOK

**MOST HOME RUNS IN SINGLE SEASON**  
Cornell Program History

| RK   | SEASON | HRs |
|------|--------|-----|
| ► 1. | 2024   | 40  |
| 2.   | 2009   | 38  |
| 3.   | 1999   | 35  |
| 4.   | 2001   | 34  |
| 5.   | 2022   | 33  |
| 6.   | 1995   | 30  |
|      | 2010   | 30  |
|      | 2023   | 30  |

# 2024 CORNELL BIG RED ROSTER

| NO | NAME                | POS     | B/T | HT   | WT  | YR  | HOMETOWN / HIGH SCHOOL (PREVIOUS SCHOOL)                 |
|----|---------------------|---------|-----|------|-----|-----|--|
| 1  | John Quinlan        | OF      | S/R | 5-9  | 180 | Jr. | Menlo Park, Calif. / Menlo-Atherton                      |
| 2  | Matt Barnhorst      | INF     | R/R | 6-0  | 195 | Sr. | Ponte Vedra Beach, Fla. / Ponte Vedra                    |
| 3  | Chris Ellison       | RHP     | R/R | 6-0  | 190 | Jr. | Howell, N.J. / Howell                                    |
| 4  | Caden Wildman       | OF      | R/R | 6-3  | 215 | So. | Woodbury, Minn. / East Ridge                             |
| 5  | Will Long           | RHP     | R/R | 6-0  | 170 | Jr. | Great Falls, Va. / Langley                               |
| 6  | Kyle Musser         | OF      | R/R | 5-10 | 182 | Jr. | Lititz, Pa. / Manheim Township                           |
| 7  | Max Jensen          | INF     | L/R | 6-3  | 210 | Jr. | Burke, Va. / Lake Braddock                               |
| 8  | Luke Johnson        | INF     | R/R | 6-1  | 180 | Fr. | Coto de Caza, Calif. / Santa Margarita Catholic          |
| 9  | Story Kimura        | RHP     | R/R | 6-0  | 175 | Sr. | Dallas, Texas / The Lawrenceville School [N.J.]          |
| 11 | Matthew Walters     | OF      | R/R | 5-11 | 195 | So. | Granbury, Texas / Granbury                               |
| 12 | Ryan Porter         | OF/RHP  | R/R | 6-0  | 185 | Jr. | Houston, Texas / Paetow                                  |
| 13 | Ethan Hamill        | RHP     | R/R | 6-3  | 200 | So. | Chester, Va. / Thomas Dale                               |
| 15 | Owen Carlson        | INF     | L/R | 5-11 | 180 | Fr. | Los Angeles, Calif. / Harvard-Westlake School            |
| 16 | Noah Keller         | LHP     | L/L | 6-1  | 210 | So. | Goodrich, Mich. / Goodrich                               |
| 17 | William Stephens    | RHP     | R/R | 6-2  | 205 | Sr. | Stone Mountain, Ga. / Marist                             |
| 18 | TJ Swidorski        | INF     | R/R | 6-0  | 185 | So. | Woodbury, Minn. / East Ridge                             |
| 19 | Mark Quatrani       | C/INF   | R/R | 5-11 | 200 | Fr. | Springfield, Pa. / The Haverford School                  |
| 20 | Kevin Hager         | INF     | R/R | 6-0  | 190 | Fr. | Berkeley Heights, N.J. / Delbarton School                |
| 21 | John Gerfen         | LHP     | R/L | 6-0  | 195 | So. | Brewster, N.Y. / Brewster                                |
| 22 | Jakobi Davis        | OF      | L/L | 6-4  | 210 | Jr. | Sarasota, Fla. / Sarasota Riverview                      |
| 23 | Braden Mack         | C       | R/R | 6-2  | 210 | Sr. | Woodbridge, Va. / Potomac                                |
| 25 | Beck Urofsky        | RHP/INF | R/R | 6-4  | 225 | So. | Silver Spring, Md. / Bethesda-Chevy Chase                |
| 26 | Tom Clancy          | RHP     | R/R | 6-1  | 190 | Jr. | Westfield, N.J. / Newark                                 |
| 28 | Max Foster          | RHP     | R/R | 6-3  | 210 | Fr. | Bethel, Conn. / Bethel                                   |
| 30 | William Jaun        | LHP/1B  | L/L | 6-3  | 225 | Jr. | Loveland, Ohio / St. Xavier                              |
| 31 | Graham Biben        | RHP     | R/R | 6-0  | 170 | Fr. | New York, N.Y. / Riverdale Country School                |
| 32 | Carson Mayfield     | RHP     | R/R | 6-5  | 200 | So. | Annandale, Va. / Bishop O'Connell                        |
| 33 | Von Baker           | RHP     | R/R | 6-7  | 235 | Sr. | St. Johnsville, N.Y. / Oppenheim-Ephratah-St. Johnsville |
| 34 | Ethan Van Sice      | RHP     | R/R | 5-9  | 170 | Fr. | Arlington, Va. / Gonzaga College [D.C.]                  |
| 36 | Nathaniel Jennewein | LHP     | R/L | 5-11 | 180 | Fr. | Tampa, Fla. / T.R. Robinson                              |
| 37 | Huxley Holcombe     | LHP/OF  | L/L | 6-6  | 180 | Fr. | Worcester, Mass. / Worcester Academy                     |
| 38 | Asher Gardy         | RHP     | R/R | 6-2  | 185 | So. | Springfield, Va. / Lake Braddock (James Madison)         |
| 40 | Nathan Waugh        | C       | R/R | 6-5  | 230 | Sr. | Placentia, Calif. / Yorba Linda                          |
| 41 | Jackson Marko       | C       | R/R | 5-10 | 175 | So. | Syracuse, N.Y. / Christian Brothers Academy              |
| 42 | Josh Shea           | RHP     | R/R | 5-11 | 175 | So. | Cortlandt Manor, N.Y. / Hendrick Hudson                  |

| PITCHERS (16) |                     |     |     |
|---------------|---------------------|-----|-----|
| 3             | Chris Ellison       | R/R | Jr. |
| 5             | Will Long           | R/R | Jr. |
| 9             | Story Kimura        | R/R | Sr. |
| 13            | Ethan Hamill        | R/R | So. |
| 16            | Noah Keller         | L/L | So. |
| 17            | William Stephens    | R/R | Sr. |
| 21            | John Gerfen         | R/L | So. |
| 26            | Tom Clancy          | R/R | Jr. |
| 28            | Max Foster          | R/R | Fr. |
| 31            | Graham Biben        | R/R | Fr. |
| 32            | Carson Mayfield     | R/R | So. |
| 33            | Von Baker           | R/R | Sr. |
| 34            | Ethan Van Sice      | R/R | Fr. |
| 36            | Nathaniel Jennewein | R/L | Fr. |
| 38            | Asher Gardy         | R/R | So. |
| 42            | Josh Shea           | R/R | So. |

| CATCHERS (4) |               |     |     |
|--------------|---------------|-----|-----|
| 19           | Mark Quatrani | R/R | Fr. |
| 23           | Braden Mack   | R/R | Sr. |
| 40           | Nathan Waugh  | R/R | Sr. |
| 41           | Jackson Marko | R/R | So. |

| INFIELDERS (6) |                |     |     |
|----------------|----------------|-----|-----|
| 2              | Matt Barnhorst | R/R | Sr. |
| 7              | Max Jensen     | L/R | Jr. |
| 8              | Luke Johnson   | R/R | Fr. |
| 15             | Owen Carlson   | L/R | Fr. |
| 18             | TJ Swidorski   | R/R | So. |
| 20             | Kevin Hager    | R/R | Fr. |

| OUTFIELDERS (5) |                 |     |     |
|-----------------|-----------------|-----|-----|
| 1               | John Quinlan    | S/R | Jr. |
| 4               | Caden Wildman   | R/R | So. |
| 6               | Kyle Musser     | R/R | Jr. |
| 11              | Matthew Walters | R/R | So. |
| 22              | Jakobi Davis    | L/L | Jr. |

| UTILITY (4) |                 |     |     |
|-------------|-----------------|-----|-----|
| 12          | Ryan Porter     | R/R | Jr. |
| 25          | Beck Urofsky    | R/R | So. |
| 30          | William Jaun    | L/L | Jr. |
| 37          | Huxley Holcombe | L/L | Fr. |

## COACHING AND SUPPORT STAFF

|                            |                 |
|----------------------------|-----------------|
| Head Coach:                | Dan Pepicelli   |
| Associate Head Coach:      | Tom Ford        |
| Assistant Coach:           | John Toppa      |
| Volunteer Assistant Coach: | Justin Devoid   |
| Athletic Trainer:          | Grace DeStefano |















## PRUH-NUHN-SEE-AY-SHN GUIDE

|     |                    |                |
|-----|--------------------|----------------|
| 6   | Kyle Musser        | MUH-sir        |
| 9   | Story Kimura       | kih-MURR-uh    |
| 18  | TJ Swidorski       | swih-DOOR-skee |
| 19  | Mark Quatrani      | kwah-TRAH-knee |
| 20  | Kevin Hager        | HAY-gher       |
| 25  | Beck Urofsky       | yuhr-OFF-skee  |
| 30  | William Jaun       | john           |
| 31  | Graham Biben       | BYE-bin        |
| 34  | Ethan Van Sice     | van SIYS       |
| 36  | Nathaniel Jennewin | jen-IH-wine    |
| 40  | Nathan Waugh       | WAH            |
| HC  | Dan Pepicelli      | PEP-ih-sell-ee |
| AC  | John Toppa         | TOE-puh        |
| VAC | Justin Devoid      | dih-VOID       |

## ROSTER BREAKDOWN

| FRESHMAN (9) |           | SOPHOMORE (11) |           | JUNIOR (9) |         | SENIOR (6) |           |
|--------------|-----------|----------------|-----------|------------|---------|------------|-----------|
| 8            | Johnson   | 4              | Wildman   | 1          | Quinlan | 2          | Barnhorst |
| 15           | Carlson   | 11             | Walters   | 3          | Ellison | 9          | Kimura    |
| 19           | Quatrani  | 13             | Hamill    | 5          | Long    | 17         | Stephens  |
| 20           | Hager     | 16             | Keller    | 6          | Musser  | 23         | Mack      |
| 28           | Foster    | 18             | Swidorski | 7          | Jensen  | 33         | Baker     |
| 31           | Biben     | 21             | Gerfen    | 12         | Porter  | 40         | Waugh     |
| 34           | Van Sice  | 25             | Urofsky   | 22         | Davis   |            |           |
| 36           | Jennewein | 32             | Mayfield  | 26         | Clancy  |            |           |
| 37           | Holcombe  | 38             | Gardy     | 30         | Jaun    |            |           |
|              |           | 41             | Marko     |            |         |            |           |
|              |           | 42             | Shea      |            |         |            |           |

### BY STATE

|  |   |  |   |   |   |
|--|---|--|---|---|---|
|  Virginia   | 7 |  Texas        | 3 |  Maryland      | 1 |
|  New York   | 5 |  Minnesota    | 2 |  Massachusetts | 1 |
|  California | 4 |  Pennsylvania | 2 |  Michigan      | 1 |
|  Florida    | 3 |  Connecticut  | 1 |  Ohio          | 1 |
|  New Jersey | 3 |  Georgia      | 1 |   |   |

## CORNELL QUICK FACTS

### GENERAL INFORMATION

Location \_\_\_\_\_ Ithaca, N.Y.  
 Enrollment (2023 Fall Undergraduate) \_\_\_\_\_ 16,071  
 Founded \_\_\_\_\_ 1865  
 Nickname \_\_\_\_\_ Big Red  
 School Colors \_\_\_\_\_ Cernelian Red (Pantone 187) and White  
 Conference \_\_\_\_\_ Ivy League  
 President \_\_\_\_\_ Martha E. Pollack  
 Meakam Smith Director of Athletics \_\_\_\_\_ Dr. Nicki Moore  
 Athletics Website \_\_\_\_\_ CornellBigRed.com

### HISTORY

Seasons of Baseball \_\_\_\_\_ 153rd  
 First Season \_\_\_\_\_ 1869  
 All-Time Record (Win %) \_\_\_\_\_ 1760-2003-35 (.468)  
 Ivy League Regular-Season Titles (last) \_\_\_\_\_ 6 (2012)  
 Ivy League Championship Titles (last) \_\_\_\_\_ 1 (2012)  
 NCAA Tournament Appearances (last) \_\_\_\_\_ 2 (2012)  
 Most Consecutive NCAA Appearances \_\_\_\_\_ Never  
 College World Series Appearances (last) \_\_\_\_\_ Never  
 National Championships \_\_\_\_\_ None  
 NCAA Tournament Record (Win %) \_\_\_\_\_ 2-4 (.333)

### BOOTH FIELD

Year Opened (Season) \_\_\_\_\_ 2023 (2nd)  
 Dimensions \_\_\_\_\_ 318' (LF/RF), 390' (CF), 397' (LCF/RCF)  
 Capacity \_\_\_\_\_ 500  
 All-Time Record (Win %) \_\_\_\_\_ 8-10 (.444)  
 Under Dan Pepicelli (Win %) \_\_\_\_\_ 8-10 (.444)

### COACHING STAFF

Head Coach \_\_\_\_\_ Dan Pepicelli (SUNY Cortland '90)  
 Overall Record \_\_\_\_\_ 318-340-3 (.483)  
 Record at Cornell \_\_\_\_\_ 97-163-1 (.374)  
 Associate Head Coach \_\_\_\_\_ Tom Ford (Ithaca '79)  
 Assistant Coach \_\_\_\_\_ John Toppa (UConn '19)  
 Volunteer Assistant \_\_\_\_\_ Justin Devold (Colby-Sawyer '17)

### 2023 REVIEW

Overall Record \_\_\_\_\_ 9-26  
 Ivy League Record (Finish) \_\_\_\_\_ 8-13 (7th)  
 Home Record \_\_\_\_\_ 2-8  
 Road Record \_\_\_\_\_ 7-16  
 Neutral Record \_\_\_\_\_ 0-2  
 Ivy League Championship Series \_\_\_\_\_ Did not qualify  
 NCAA Tournament \_\_\_\_\_ Not selected  
 D1Baseball.com Poll Ranking (final) \_\_\_\_\_ N/A  
 NCBWA Poll Ranking (final) \_\_\_\_\_ N/A  
 USA Today Poll Ranking (final) \_\_\_\_\_ N/A

### 2024 TEAM INFORMATION

Letterwinners Returning / Lost \_\_\_\_\_ 13 / 8  
 Newcomers \_\_\_\_\_ 11  
 Fr / So / Jr / Sr \_\_\_\_\_ 9 / 11 / 9 / 6

### ATHLETIC COMMUNICATIONS

Jeremy Hartigan  
 Associate Director of Athletics for Communications  
 Marshall Haim  
 Assistant Director of Athletic Communications (BB)  
 Phone (mobile) \_\_\_\_\_ (716) 465-4945  
 Email \_\_\_\_\_ mh2348@cornell.edu  
 Matthew Jensen  
 Assistant Director of Athletic Communications  
 Aaron Kelly  
 Assistant Director of Athletic Communications  
 Ben Blakely  
 Communications Coordinator  
 Mike Hogan  
 Communications Coordinator

Mailing Address \_\_\_\_\_ Cornell University Athletics  
 Teagle Hall, 512 Campus Road, Ithaca, N.Y., 14853  
 Twitter / Instagram \_\_\_\_\_ @CornellSports  
 Facebook \_\_\_\_\_ /CornellSports

# #YELLCORNELL

## SCOUTING REPORT



as of 4/29/24



|              |    |               |                 |
|--------------|----|---------------|-----------------|
| .279         | << | BATTING AVG.  | .266            |
| 6.77         | << | RUNS          | 5.95            |
| 1.40         |    | DOUBLES       | >> 1.85         |
| 0.17         |    | TRIPLES       | >> 0.26         |
| 1.33         | << | HOME RUNS     | 0.90            |
| 6.20         | << | RBI           | 5.21            |
| .367         | << | ON-BASE PCT.  | .353            |
| .441         | << | SLUGGING PCT. | .414            |
| 29/42 (.690) |    | STOLEN BASES  | >> 22/31 (.710) |
| 7.63         |    | ERA           | >> 5.44         |
| 6.83         |    | STRIKEOUTS    | >> 7.77         |
| .294         |    | OPPONENT AVG. | >> .265         |
| 1.84         |    | WHIP          | >> 1.48         |
| .977         | << | FIELDING PCT. | .974            |

## BATTING LEADERS



CORNELL

|                 | AVG  | OBP  | SLG  | OPS   |
|-----------------|------|------|------|-------|
| 1 John Quinlan  | .394 | .459 | .606 | 1.065 |
| 7 Max Jensen    | .342 | .444 | .535 | .979  |
| 4 Caden Wildman | .298 | .370 | .430 | .800  |
| 40 Nathan Waugh | .259 | .393 | .464 | .857  |
| 22 Jakobi Davis | .256 | .362 | .411 | .773  |



BINGHAMTON

|                  | AVG  | OBP  | SLG  | OPS   |
|------------------|------|------|------|-------|
| 7 Logan Haskell  | .320 | .369 | .440 | .809  |
| 30 Evin Sullivan | .313 | .366 | .442 | .808  |
| 2 Tommy Reifler  | .296 | .354 | .343 | .697  |
| 1 Devan Bade     | .294 | .344 | .426 | .770  |
| 3 Mike Gunning   | .285 | .369 | .650 | 1.019 |

## Q'S PROVIDING THE A'S

► Junior outfielder **JOHN QUINLAN** and freshman catcher **MARK QUATRANI** have been two of Cornell's most reliable hitters since the beginning of Ivy League play.

► Quinlan is hitting an Ivy League-leading .434 (36-of-83) against Ancient Eight opposition this season, ahead of Penn's Wyatt Henseler by three points (.431) for the lead for the Blair Bat, awarded to the Ivy League's top hitter in conference games.

► No Cornell player has earned the Blair Bat since **CHIP DeLORENZO** in 1991, when he registered a .478 average against EIBL opponents (22-for-46). If Quinlan wins the Blair Bat, he would be the fourth Cornell player to earn the award since it was first awarded in 1971, joining **PETE WATZKA** (1971), **JOHN DeMAYO** (1982), and DeLorenzo.

► Quinlan's 36 hits are the most in conference play by a Big Red player in program history and is tied for the ninth-most in EIBL / Ivy League history. With four hits this weekend against Brown, he would become the second player in EIBL / Ivy League history with 40-plus hits in conference games, joining former Dartmouth infielder Tyler Cox (45 in 2022).

► Quatrani has seven home runs in Ivy League contests, the most by a Big Red player in conference play in program history, besting six-home run outputs produced by **RAUL GOMEZ** (2001), **BRIAN KAUFMAN** (2006), and **SAM KAPLAN** (2022).

► Quatrani's seven Ivy League home runs are tied with Columbia's Sam Miller for the second-most home runs in conference contests this season, trailing Henseler who paces the Ivy League with 10 home runs, tied with Columbia's Chandler Bengtson (10 in 2019) and Princeton's Kyle Vinci (10 in 2023) for the most home runs by a player in Ivy League play in a season.

► Paired with his home runs, Quatrani's 26 RBI are tied with Columbia's Sam Miller and Griffin Palfrey for the Ivy League lead in RBI. The 26 ribbies by Quatrani are tied with **JOHN DeMAYO** for the second-most by a Cornell player in conference games in a single season. **BRIAN KAUFMAN** (29 in 2006) assumes the record, ranking sixth in EIBL / Ivy League history.

## IVY LEAGUE LEADERS

MOST HITS BY A PLAYER IN CONFERENCE PLAY  
*EIBL / Ivy League History*

| PLAYER             | SCHOOL - YEAR    | HITS |
|--------------------|------------------|------|
| Tyler Cox          | Dartmouth - 2022 | 45   |
| Matt Kutler        | Brown - 2005     | 39   |
| Tom Grandieri      | Penn - 2010      | 38   |
| Peter Matt         | Penn - 2019      | 38   |
| Dan Thompson       | Yale - 1995      | 37   |
| Joe Lomuscio       | Brown - 2019     | 37   |
| Joe Engel          | Columbia - 2019  | 37   |
| Jake Suddleson     | Harvard - 2019   | 37   |
| Eduardo Malinowski | Penn - 2018      | 36   |
| Ed Lucas           | Dartmouth - 2004 | 36   |
| Tim Graul          | Penn - 2017      | 36   |
| Mika Petersen      | Brown - 2023     | 36   |
| ► John Quinlan     | Cornell - 2024   | 36   |

## CORNELL RECORD BOOK

MOST HOME RUNS IN CONFERENCE PLAY  
*Program History (Since 1930)*

| PLAYER          | SEASON | HR |
|-----------------|--------|----|
| ► Mark Quatrani | 2024   | 7  |
| Raul Gomez      | 2001   | 6  |
| Brian Kaufman   | 2006   | 6  |
| Sam Kaplan      | 2022   | 6  |

MOST RBI IN CONFERENCE PLAY  
*Program History (Since 1930)*

| PLAYER          | SEASON | RBI |
|-----------------|--------|-----|
| Brian Kaufman   | 2006   | 29  |
| John DeMayo     | 1982   | 26  |
| ► Mark Quatrani | 2024   | 26  |



BECK UROFSKY RHP #25

2024 STATS: 0-0, 13.50 ERA, 0.2 IP, 1 BB, 1 SO

Height / Weight: 6-4 / 225 lbs.  
Hometown: Silver Spring, Md.  
High School: Bethesda-Chevy Chase  
Bats/Throws: R/R  
Year: Sophomore

UROFSKY'S CAREER STATS

|        | W | L | ERA   | G  | GS | CG | IP   | H  | R  | ER | HR | BB | SO | GIDP | WHIP | AVG  |
|--------|---|---|-------|----|----|----|------|----|----|----|----|----|----|------|------|------|
| 2023   | 0 | 4 | 8.89  | 16 | 1  | 0  | 26.1 | 44 | 32 | 26 | 3  | 22 | 18 | 1    | 2.51 | .373 |
| 2024   | 0 | 0 | 13.50 | 1  | 0  | 0  | 0.2  | 2  | 1  | 1  | 0  | 1  | 1  | 0    | 4.50 | .500 |
| TOTALS | 0 | 4 | 9.00  | 17 | 1  | 0  | 27.0 | 46 | 33 | 27 | 3  | 23 | 19 | 1    | 2.56 | .377 |

NEWS & NOTES ON UROFSKY

- **TONIGHT:** Urofsky will be making his second appearance and first start of 2024 ... slated to take ball to open game for second time in his career (both of which have come against Binghamton).
- **LAST TIME OUT:** Made season debut out of Big Red's bullpen in second game of season at Georgia Tech on Feb. 24 ... allowed one run on two hits (both of which were doubles) in 0.2 innings of work, yielding one walk and striking out one.
- **AGAINST BINGHAMTON:** Registered first collegiate start last season in the lone midweek contest between the Central New York programs ... gave up two runs on two hits in two innings of work while issuing a pair of free passes and striking out two Bearcats hitters.

UROFSKY AGAINST BINGHAMTON

| DATE    | W-L | SCORE | IP  | H | R | ER | HR | BB | SO | HBP | WP | BK | P/K   | LEFT |
|---------|-----|-------|-----|---|---|----|----|----|----|-----|----|----|-------|------|
| 4/11/23 | L   | 0-6   | 2.0 | 2 | 2 | 2  | 0  | 2  | 2  | 1   | 0  | 0  | 42/22 | 0-2  |

- **2023:** Appeared in 16 games on the mound, making one start (April 11 at Binghamton) ... struck out season-high four batters in three innings of work against Princeton (April 22) ... recorded first collegiate save against Dartmouth (May 6) after pitching four shutout innings of relief, allowing just two hits and issuing one walk ... had five plate appearances on season, going 0-for-3 with two walks and was hit by one pitch.
- **PRIOR TO CORNELL:** Four-year letterwinner in baseball at Bethesda-Chevy Chase HS ... named to First Team All-Met during senior year ... two-time First Team All-Division selection in junior and senior years ... selected for Brooks Robinson All-Star Game in senior year ... named team captain on two occasions ... also earned four letters in golf, serving as a captain in sophomore, junior, and senior years, and two letters in basketball.
- **PERSONAL:** Son of Robert and Leslie Urofsky ... enrolled in the College of Engineering.

UROFSKY'S 2024 GAME LOG

| DATE/OPP    | W/L | SCORE | IP  | H | R | ER | HR | BB | SO | P/K   | LEFT  |
|-------------|-----|-------|-----|---|---|----|----|----|----|-------|-------|
| 2/24 at GT* | ND  | 2-12  | 0.2 | 2 | 1 | 1  | 0  | 1  | 1  | 30/14 | —     |
| TOTALS      | 0-0 | 13.50 | 0.2 | 2 | 1 | 1  | 0  | 1  | 1  | 30/14 | 46.7% |

\* — denotes relief appearance

UROFSKY'S 2024 SPLITS

| SPLIT    | W | L | G | GS | IP  | H | R | ER | HR | BB | SO | ERA   | AVG  |
|----------|---|---|---|----|-----|---|---|----|----|----|----|-------|------|
| Total    | 0 | 0 | 1 | 0  | 0.2 | 2 | 1 | 1  | 0  | 1  | 1  | 13.50 | .500 |
| Home     | — | — | — | —  | —   | — | — | —  | —  | —  | —  | —     | —    |
| Away     | 0 | 0 | 1 | 0  | 0.2 | 2 | 1 | 1  | 0  | 1  | 1  | 13.50 | .500 |
| Neutral  | — | — | — | —  | —   | — | — | —  | —  | —  | —  | —     | —    |
| Day      | 0 | 0 | 1 | 0  | 0.2 | 2 | 1 | 1  | 0  | 1  | 1  | 13.50 | .500 |
| Night    | — | — | — | —  | —   | — | — | —  | —  | —  | —  | —     | —    |
| Starter  | — | — | — | —  | —   | — | — | —  | —  | —  | —  | —     | —    |
| Reliever | 0 | 0 | 1 | 0  | 0.2 | 2 | 1 | 1  | 0  | 1  | 1  | 13.50 | .500 |
| February | 0 | 0 | 1 | 0  | 0.2 | 2 | 1 | 1  | 0  | 1  | 1  | 13.50 | .500 |
| March    | — | — | — | —  | —   | — | — | —  | —  | —  | —  | —     | —    |
| April    | — | — | — | —  | —   | — | — | —  | —  | —  | —  | —     | —    |
| May      | — | — | — | —  | —   | — | — | —  | —  | —  | —  | —     | —    |

UROFSKY'S 2024 SPLITS vs. LHB/RHB

|         | BF | AB | H | 2B | 3B | HR | BB | SO | AVG  | OBP  | SLG   | OPS   |
|---------|----|----|---|----|----|----|----|----|------|------|-------|-------|
| Total   | 6  | 4  | 2 | 2  | 0  | 0  | 1  | 1  | .500 | .667 | 1.000 | 1.667 |
| vs. LHB | 1  | 1  | 0 | 0  | 0  | 0  | 0  | 0  | .000 | .000 | .000  | .000  |
| vs. RHB | 5  | 3  | 2 | 2  | 0  | 0  | 1  | 1  | .667 | .800 | 1.333 | 2.133 |

SINGLE-GAME HIGHS & LOWS

|                             | 2024     | CAREER                              |
|-----------------------------|----------|-------------------------------------|
| 0.2, at Georgia Tech (2/24) | IP       | 4.0, at Dartmouth (5/6/23)          |
| 2, at Georgia Tech (2/24)   | H        | 7, at Yale (3/26/23)                |
| 1, at Georgia Tech (2/24)   | R        | 9, at George Mason (3/19/23)        |
| 1, at Georgia Tech (2/24)   | ER       | 6, at George Mason (3/19/23)        |
| 1, at Georgia Tech (2/24)   | BB       | 3, at Wake Forest (3/5/23)          |
| 1, at Georgia Tech (2/24)   | SO       | 4, vs. Princeton (4/22/23)          |
| —                           | HR       | 1, (3x), Last: at Columbia (4/2/23) |
| —                           | CG       | —                                   |
| —                           | SHO      | —                                   |
| —                           | W STREAK | —                                   |
| —                           | L STREAK | 2 games (2/26/23 - 3/3/23)          |

NOTE: Bold denotes active streak





SERIES HISTORY



SERIES HISTORY

CORNELL LEADS, 27-19-1

|                     |         |
|---------------------|---------|
| Ithaca, N.Y.        | 14-12-1 |
| Vestal, N.Y.        | 13-7    |
| Neutral Sites       | 0-0     |
| Under Dan Pepicelli | 8-4-1   |

SCORING RECORDS

| CORNELL                   | BINGHAMTON                   |
|---------------------------|------------------------------|
| Ithaca 13                 | Ithaca 13, (2x)              |
| COR, 13-7 (4/18/85)       | Last: BU, 13-5 (4/6/04 - G2) |
| Vestal 12, (2x)           | Vestal 11                    |
| Last: COR, 12-3 (4/24/18) | BU, 11-1 (5/2/18)            |

GAME-BY-GAME RESULTS

| DATE      | SITE         | SCORE                       |
|-----------|--------------|-----------------------------|
| 4/13/1984 | Vestal, N.Y. | W, 3-1                      |
| 4/13/1984 | Vestal, N.Y. | W, 6-2                      |
| 4/18/1985 | Ithaca, N.Y. | W, 13-7                     |
| 4/18/1986 | Vestal, N.Y. | L, 2-4                      |
| 4/18/1986 | Vestal, N.Y. | W, 6-3                      |
| 4/22/1988 | Vestal, N.Y. | W, 8-0                      |
| 4/22/1988 | Vestal, N.Y. | L, 6-7 (9 inn.)             |
| 5/4/1989  | Ithaca, N.Y. | W, 5-2                      |
| 4/18/1991 | Ithaca, N.Y. | W, 7-6                      |
| 4/14/1999 | Ithaca, N.Y. | W, 8-4                      |
| 4/14/1999 | Ithaca, N.Y. | W, 12-7                     |
| 4/10/2001 | Ithaca, N.Y. | L, 3-10                     |
| 4/10/2001 | Ithaca, N.Y. | L, 8-13                     |
| 4/9/2002  | Vestal, N.Y. | W, 9-1                      |
| 4/9/2002  | Vestal, N.Y. | W, 6-5                      |
| 4/10/2003 | Ithaca, N.Y. | W, 12-6                     |
| 4/6/2004  | Ithaca, N.Y. | L, 3-11                     |
| 4/6/2004  | Ithaca, N.Y. | L, 5-13                     |
| 4/6/2005  | Ithaca, N.Y. | L, 2-11                     |
| 4/6/2005  | Ithaca, N.Y. | W, 3-2                      |
| 4/5/2006  | Vestal, N.Y. | L, 3-8                      |
| 4/10/2007 | Ithaca, N.Y. | W, 3-0                      |
| 4/8/2009  | Ithaca, N.Y. | W, 3-1                      |
| 3/16/2010 | Ithaca, N.Y. | W, 7-2                      |
| 3/16/2010 | Ithaca, N.Y. | L, 3-5                      |
| 4/6/2010  | Ithaca, N.Y. | L, 9-10 (12 inn.)           |
| 4/28/2010 | Vestal, N.Y. | W, 12-8                     |
| 4/11/2012 | Ithaca, N.Y. | L, 4-6                      |
| 4/25/2012 | Ithaca, N.Y. | W, 9-5                      |
| 4/23/2013 | Vestal, N.Y. | L, 5-6                      |
| 4/9/2014  | Vestal, N.Y. | W, 6-1                      |
| 4/17/2014 | Ithaca, N.Y. | L, 0-7                      |
| 4/22/2014 | Ithaca, N.Y. | L, 6-8                      |
| 4/7/2015  | Ithaca, N.Y. | L, 3-7                      |
| 4/13/2016 | Ithaca, N.Y. | W, 3-2                      |
| 4/12/2017 | Ithaca, N.Y. | W, 6-4                      |
| 4/26/2017 | Vestal, N.Y. | W, 10-2                     |
| 4/10/2018 | Ithaca, N.Y. | T, 5-5 (9.5 inn., darkness) |
| 4/24/2018 | Vestal, N.Y. | W, 12-3                     |
| 5/2/2018  | Vestal, N.Y. | L, 1-11                     |
| 4/9/2019  | Ithaca, N.Y. | L, 4-8                      |
| 5/1/2019  | Vestal, N.Y. | W, 5-2                      |
| 4/12/2022 | Vestal, N.Y. | L, 3-5                      |
| 4/20/2022 | Ithaca, N.Y. | W, 10-9 (10 inn.)           |
| 5/3/2022  | Vestal, N.Y. | W, 10-8                     |
| 4/11/2023 | Vestal, N.Y. | L, 0-6                      |
| 4/16/2024 | Vestal, N.Y. | W, 9-8                      |

SCOUTING BINGHAMTON

- Binghamton enters tonight's contest with a 17-22 overall record and a 7-11 mark in America East play. This past weekend, the Bearcats avoided being swept by Maine last weekend as Binghamton opened a 15-0 lead in the second inning en route to a 21-4 triumph on Sunday.
- After winning six consecutive non-conference games, the Bearcats have dropped its last two to Cornell, 9-7, on April 16 and a 3-2 decision against Siena on April 23.
- Tonight is the first of seven consecutive home for the Bearcats, with the first four being non-conference games as the Bearcats welcome Middle Tennessee for a three-game set that begins Friday at 6 p.m.
- Logan Haskell leads Binghamton's offense with his .320 average, while Evin Sullivan is right behind with a .313 clip. Mike Gunning leads the Bearcats in home runs (14) and RBI (35).

40 YEARS, 52 MILES, 47 MEETINGS

- Cornell and Binghamton will meet for the 48th time tonight, the sixth time in the last seven contests where the Bearcats will be hosts.
- The Big Red owns the series lead, 27-19-1, and has won four of the last six and is 8-4-1 over its previous 13 games against its Central New York rival.
- In the last meeting between the two programs two weeks ago, Cornell scored four runs in the ninth inning — powered by a leadoff home run by junior outfielder **JOHN QUINLAN** and a go-ahead three-run home run by fellow junior outfielder **KYLE MUSSER** as the Big Red was down to its final strike. The victory for the Big Red was the first of two consecutive triumphs in which Cornell avenged an eighth-inning deficit of five-plus runs.
- Freshman left-handed pitcher **NATHANIEL JENNEWEIN** struck out a season-high five batters in his two-inning start for Cornell. Senior right-handed pitcher **STORY KIMURA** logged his first collegiate victory, pitching two scoreless frames.

CORNELL VS. BINGHAMTON

| PLAYER              | GP  | GS    | AB  | R  | H  | 2B  | 3B | HR   | RBI | BB | HBP | SO | SF | SH   | SB | AVG  | OBP  | SLG  |    |
|---------------------|-----|-------|-----|----|----|-----|----|------|-----|----|-----|----|----|------|----|------|------|------|----|
| Mark Quatrani       | 1   | 1     | 3   | 1  | 2  | 0   | 0  | 0    | 1   | 2  | 0   | 1  | 0  | 0    | 0  | .667 | .800 | .667 |    |
| Matt Barnhorst      | 2   | 2     | 8   | 3  | 3  | 1   | 0  | 0    | 2   | 2  | 0   | 2  | 0  | 0    | 2  | .375 | .500 | .500 |    |
| John Quinlan        | 4   | 2     | 9   | 3  | 3  | 0   | 0  | 1    | 1   | 2  | 0   | 3  | 0  | 0    | 2  | .333 | .455 | .667 |    |
| Max Jensen          | 5   | 5     | 20  | 4  | 6  | 1   | 0  | 0    | 6   | 2  | 1   | 3  | 1  | 0    | 1  | .300 | .375 | .350 |    |
| Nathan Waugh        | 5   | 5     | 14  | 2  | 4  | 1   | 0  | 0    | 2   | 6  | 0   | 4  | 0  | 0    | 0  | .286 | .500 | .357 |    |
| Kevin Hager         | 1   | 1     | 4   | 1  | 1  | 0   | 0  | 0    | 0   | 1  | 0   | 1  | 0  | 0    | 1  | .250 | .400 | .250 |    |
| Luke Johnson        | 1   | 1     | 4   | 1  | 1  | 0   | 0  | 0    | 0   | 0  | 0   | 1  | 0  | 0    | 0  | .250 | .250 | .250 |    |
| Kyle Musser         | 1   | 1     | 5   | 1  | 1  | 0   | 0  | 1    | 3   | 0  | 0   | 1  | 0  | 0    | 0  | .200 | .200 | .800 |    |
| Owen Carlson        | 1   | 1     | 5   | 0  | 1  | 0   | 0  | 0    | 1   | 0  | 0   | 1  | 0  | 0    | 0  | .200 | .200 | .200 |    |
| Ryan Porter         | 4   | 4     | 16  | 4  | 3  | 1   | 0  | 1    | 3   | 1  | 0   | 8  | 0  | 0    | 0  | .188 | .235 | .438 |    |
| Caden Wildman       | 1   | 1     | 5   | 0  | 0  | 0   | 0  | 0    | 0   | 0  | 0   | 1  | 0  | 0    | 0  | .000 | .000 | .000 |    |
| Jakobi Davis        | 1   | 1     | 2   | 0  | 0  | 0   | 0  | 0    | 0   | 1  | 0   | 0  | 0  | 0    | 0  | .000 | .333 | .000 |    |
| TOTALS              | 27  | 25    | 95  | 20 | 25 | 4   | 0  | 3    | 19  | 17 | 1   | 26 | 1  | 0    | 6  | .263 | .377 | .400 |    |
| PLAYER              | W-L | ERA   | APP | GS | CG | SHO | SV | IP   | H   | R  | ER  | BB | SO | AVG  | WP | HP   | BK   | SF   | SH |
| Chris Ellison       | 0-0 | 0.00  | 3   | 0  | 0  | 0   | 0  | 3.0  | 1   | 0  | 0   | 1  | 2  | .100 | 0  | 0    | 0    | 0    | 0  |
| Story Kimura        | 1-0 | 0.00  | 2   | 0  | 0  | 0   | 0  | 3.0  | 0   | 0  | 0   | 5  | 2  | .000 | 1  | 0    | 0    | 0    | 0  |
| Nathaniel Jennewein | 0-0 | 0.00  | 1   | 1  | 0  | 0   | 0  | 2.0  | 1   | 0  | 0   | 2  | 5  | .143 | 0  | 1    | 0    | 0    | 0  |
| William Jaun        | 0-0 | 0.00  | 1   | 0  | 0  | 0   | 0  | 2.0  | 0   | 0  | 0   | 1  | 1  | .000 | 0  | 0    | 0    | 0    | 0  |
| Josh Shea           | 0-0 | 0.00  | 1   | 0  | 0  | 0   | 0  | 1.0  | 1   | 0  | 0   | 0  | 0  | .250 | 0  | 0    | 0    | 0    | 0  |
| William Stephens    | 0-0 | 0.00  | 1   | 0  | 0  | 0   | 0  | 1.0  | 1   | 0  | 0   | 1  | 1  | .333 | 0  | 0    | 0    | 0    | 0  |
| Braden Mack         | 0-0 | 4.50  | 2   | 0  | 0  | 0   | 0  | 2.0  | 4   | 1  | 1   | 0  | 2  | .400 | 0  | 0    | 0    | 0    | 0  |
| Ryan Porter         | 0-0 | 4.50  | 2   | 0  | 0  | 0   | 1  | 2.0  | 2   | 1  | 1   | 1  | 3  | .333 | 0  | 0    | 0    | 1    | 1  |
| Von Baker           | 0-0 | 9.00  | 3   | 0  | 0  | 0   | 0  | 3.0  | 1   | 4  | 3   | 6  | 2  | .111 | 5  | 0    | 0    | 0    | 0  |
| Beck Urofsky        | 0-1 | 9.00  | 1   | 1  | 0  | 0   | 0  | 2.0  | 2   | 2  | 2   | 2  | 2  | .250 | 0  | 1    | 0    | 0    | 0  |
| Will Long           | 0-1 | 12.00 | 2   | 1  | 0  | 0   | 0  | 3.0  | 3   | 4  | 4   | 4  | 1  | .273 | 1  | 2    | 0    | 0    | 0  |
| John Gerfen         | 0-0 | 20.25 | 2   | 0  | 0  | 0   | 0  | 2.2  | 7   | 6  | 6   | 3  | 4  | .467 | 0  | 0    | 0    | 0    | 0  |
| Tom Clancy          | 1-0 | 27.00 | 4   | 0  | 0  | 0   | 0  | 2.1  | 3   | 7  | 7   | 5  | 1  | .300 | 1  | 0    | 0    | 0    | 0  |
| TOTALS              | 2-2 | 7.45  | 25  | 3  | 0  | 0   | 1  | 29.0 | 26  | 25 | 24  | 31 | 26 | .243 | 8  | 4    | 0    | 1    | 1  |



## BOOTH FIELD



After spending over 100-plus years at Hoy Field, Cornell's legendary, and storied, on-campus field, the Cornell baseball team officially moved to Booth Field, the program's brand-new, \$17.5 million off-campus facility on Friday, April 21, 2023.

Booth Field is named in honor of former Cornell pitcher **RICH BOOTH** '82, who has shown "extraordinary leadership and generosity — much of its anonymous — over the last four decades."

The facility features many state-of-the-art amenities for the Cornell baseball team, including a 1500-square foot team room and lounge, 1500-square foot locker room, and a 7000-square foot indoor area for batting cages and pitching mounds. A nutrition station, Hall of Fame area, and a coaches room is included at the facility, which was completed this past summer.

### BOOTH FIELD FIRSTS (ALL OCCURRED ON 4/7/23 UNLESS DENOTED)

**GAME:** Friday, April 21, 2023 (Princeton 11, Cornell 8)

**CORNELL WIN:** April 28, 2023 (Game 2)  
Cornell 11, Penn 9

**ATTENDANCE:** 397

**TIME OF GAME | TEMPERATURE:** 2:21 | 84°F

**FIRST PITCH:** 3:33 p.m. by Spencer Edwards, Cornell;  
fastball, ball

**BATTER:** Matt Scannell, Princeton (homered)

**PLATE UMPIRE:** Mike Lum

**HIT:** Home run by Matt Scannell, 1st inning, none on

**RUN:** Matt Scannell, Princeton (homered)

**SINGLE:** Brendan Cumming, Princeton, 1st inning

**DOUBLE:** Max Jensen, Cornell, 1st inning

**TRIPLE:** Jakobi Davis, Cornell, 2nd inning

**FIRST RBI:** Matt Scannell, Princeton, 1st inning (homered)

**HOME RUN:** Matt Scannell, Princeton,  
(1st inning off Spencer Edwards)

**TWO-RUN HOME RUN:** Kyle Vinci, Princeton,  
(4th inning off Spencer Edwards)

**THREE-RUN HOME RUN:** Kyle Vinci, Princeton,  
(7th inning off Carson Mayfield)

**GRAND SLAM:** Kyle Vinci, Princeton, 4/8/23,  
(7th inning off Von Baker)

**PINCH-HIT HOME RUN:** Never happened

**INSIDE-THE-PARK HOME RUN:** Never happened

**WINNING PITCHER:** Jackson Emus, Princeton (starter)

**LOSING PITCHER:** Spencer Edwards, Cornell (starter)

**SAVE:** Jacob Faulkner, Princeton

**PUTOUT:** Matt Barnhorst, Cornell (first out of 6-4-3 DP)

**ASSIST:** Ryan Porter, Cornell (GIDP to shortstop)

**ERROR:** Noah Granet, Princeton, fielding

**CG SHUTOUT:** Tom Chmielewski, Princeton, 4/8/23

**9-INNING CG SHO:** Has not happened

**WALK:** Cornell's John Quinlan by  
Princeton's Jackson Emus, 1st inning

**STRIKEOUT:** Princeton's Kyle Vinci by  
Cornell's Spencer Edwards, 1st inning

**STOLEN BASE:** Scott Bandura, Princeton, 4th inning

**DOUBLE PLAY:** Porter, Barnhorst, Jensen, Cornell, 1st inn.

**TRIPLE PLAY:** Has not happened

**BALK:** Noah Keller, Cornell, 3/30/24 (G2), vs. Dartmouth

**ONE-HITTER:** Has not happened

**NO-HITTER:** Has not happened

**EXTRA-INNING GAME:** 4/20/24 (G2) vs. Yale  
(W, 10-9 — 10 inn.)

2024 BIG RED HOME RUNS

| PLAYER          | HR | vL | vR | ROAD/ |         | RUNNERS ON |   |   |   | OUTS |   |   | TIED | GO | DIRECTION |       |    |    |     | TEAM    | LAST HR  |            |            |      |
|-----------------|----|----|----|-------|---------|------------|---|---|---|------|---|---|------|----|-----------|-------|----|----|-----|---------|----------|------------|------------|------|
|                 |    |    |    | HOME  | NEUTRAL | 0          | 1 | 2 | 3 | 0    | 1 | 2 |      |    | GAME      | AHEAD | LF | LC | CF  |         | RC       | RF         | W-L        | DATE |
| Matt Barnhorst  | 6  | —  | 6  | 3     | 3       | 2          | 3 | — | 1 | 2    | 2 | 2 | 1    | —  | 2         | 1     | 1  | —  | 2   | 4-2     | 4/20/24  | Yale       | Kessinger  | 19   |
| Owen Carlson    | —  | —  | —  | —     | —       | —          | — | — | — | —    | — | — | —    | —  | —         | —     | —  | —  | —   | —       | —        | —          | —          | —    |
| Jakobi Davis    | 3  | 1  | 2  | 2     | 1       | 1          | 1 | — | 1 | 1    | 1 | 1 | —    | —  | —         | —     | —  | —  | 3   | 3-0     | 4/20/24  | Yale       | Richardson | 11   |
| Kevin Hager     | 2  | —  | 2  | 1     | 1       | 1          | — | 1 | — | 1    | — | 1 | —    | —  | 1         | 1     | —  | —  | —   | 2-0     | 4/14/24  | Penn       | Katz       | 19   |
| Huxley Holcombe | —  | —  | —  | —     | —       | —          | — | — | — | —    | — | — | —    | —  | —         | —     | —  | —  | —   | —       | —        | —          | —          | —    |
| William Jaun    | —  | —  | —  | —     | —       | —          | — | — | — | —    | — | — | —    | —  | —         | —     | —  | —  | —   | —       | —        | —          | —          | —    |
| Max Jensen      | 4  | 1  | 3  | 2     | 2       | 3          | 1 | — | — | 2    | 1 | 1 | 1    | 2  | —         | —     | 1  | 2  | 1   | 1-3     | 4/27/24  | Columbia   | Yoo        | 12   |
| Luke Johnson    | —  | —  | —  | —     | —       | —          | — | — | — | —    | — | — | —    | —  | —         | —     | —  | —  | —   | —       | —        | —          | —          | —    |
| Braden Mack     | 1  | 1  | —  | 1     | —       | —          | — | — | 1 | —    | 1 | — | —    | 1  | 1         | —     | —  | —  | —   | 1-0     | 3/30/24  | Dartmouth  | Milberg    | 33   |
| Jackson Marko   | —  | —  | —  | —     | —       | —          | — | — | — | —    | — | — | —    | —  | —         | —     | —  | —  | —   | —       | —        | —          | —          | —    |
| Kyle Musser     | 1  | —  | 1  | —     | 1       | —          | — | 1 | — | —    | — | 1 | —    | 1  | —         | 1     | —  | —  | —   | 1-0     | 4/16/24  | Binghamton | Rosner     | 4    |
| Ryan Porter     | —  | —  | —  | —     | —       | —          | — | — | — | —    | — | — | —    | —  | —         | —     | —  | —  | —   | —       | 4/28/23  | Penn       | Zaffiro    | 34   |
| Mark Quatrani   | 8  | 1  | 7  | 6     | 2       | 5          | 1 | 1 | 1 | 7    | — | 1 | 1    | 1  | —         | 1     | —  | 6  | 3-4 | 4/27/24 | Columbia | Parkinson  | 6          |      |
| John Quinlan    | 5  | —  | 5  | 3     | 2       | 3          | 2 | — | — | 1    | 3 | 1 | —    | 1  | —         | —     | —  | 1  | 4   | 5-0     | 4/20/24  | Yale       | Shaw       | 20   |
| TJ Swidorski    | —  | —  | —  | —     | —       | —          | — | — | — | —    | — | — | —    | —  | —         | —     | —  | —  | —   | —       | 2/25/23  | JMU        | Murphy     | 101  |
| Beck Urofsky    | —  | —  | —  | —     | —       | —          | — | — | — | —    | — | — | —    | —  | —         | —     | —  | —  | —   | —       | —        | —          | —          | —    |
| Matthew Walters | —  | —  | —  | —     | —       | —          | — | — | — | —    | — | — | —    | —  | —         | —     | —  | —  | —   | —       | —        | —          | —          | —    |
| Nathan Waugh    | 6  | 3  | 3  | 3     | 3       | 2          | 2 | 1 | 1 | 1    | 2 | 3 | 1    | 1  | —         | 2     | 2  | 1  | 1   | 3-2     | 4/27/24  | Columbia   | Parkinson  | 5    |
| Caden Wildman   | 4  | —  | 4  | 1     | 3       | 1          | 1 | — | 2 | 1    | 1 | 2 | 1    | —  | 1         | 1     | 1  | 1  | —   | 3-0     | 4/13/24  | Penn       | Sarti      | 33   |

LEADOFF HR (0)

PLAYER (CAREER NO.) DATE / OPP

BACK-TO-BACK HR (3)

PLAYERS DATE / OPP

Quatrani / Barnhorst 3/30 (G2) vs. DAR

Barnhorst / Hager 3/30 (G2) vs. DAR

Davis / Quinlan 3/30 (G2) vs. DAR

2-HR GAMES (3)

PLAYER (CAREER NO.) DATE / OPP

Mark Quatrani (1) 3/30 (G2) vs. DAR

Caden Wildman (1) 4/13 (G2) at PENN

Nathan Waugh (1) 4/27 (G1) vs. COL

GRAND SLAMS (7)

PLAYER (CAREER NO.) DATE / OPP

Jakobi Davis (1) 3/24 at PRIN

Nathan Waugh (1) 3/30 (G1) vs. DAR

Braden Mack (1) 3/30 (G2) vs. DAR

Mark Quatrani (1) 3/30 (G2) vs. DAR

Caden Wildman (1) 4/13 (G2) at PENN

Caden Wildman (2) 4/13 (G2) at PENN

Matt Barnhorst (2) 4/20 (G1) vs. YALE

BIG RED MISCELLANEOUS BATTING

| PLAYER          | MULTI-HIT GAMES |   |   |    |       |        | MULTI-RBI GAMES |   |   |    |       |        | HIT STREAKS |       |     |        |                            |                        |         | HITS |  |
|-----------------|-----------------|---|---|----|-------|--------|-----------------|---|---|----|-------|--------|-------------|-------|-----|--------|----------------------------|------------------------|---------|------|--|
|                 | 2               | 3 | 4 | 5+ | TOTAL | CAREER | 2               | 3 | 4 | 5+ | TOTAL | CAREER | 5-9         | 10-14 | 15+ | ACTIVE | 2024 HIGH                  | CAREER HIGH            | INFIELD | BUNT |  |
| Matt Barnhorst  | 5               | 1 | — | —  | 6     | 16     | 2               | 1 | 2 | —  | 5     | 10     | 1           | —     | —   | 0      | 7, 4/13 - 4/27             | 7, 2024                | —       | —    |  |
| Owen Carlson    | 2               | — | — | —  | 2     | 2      | —               | — | — | —  | —     | —      | —           | —     | —   | 1      | 2, 3/16 - 3/17             | 2, 2024                | —       | 1    |  |
| Jakobi Davis    | 4               | 1 | — | —  | 5     | 13     | —               | — | 1 | —  | 1     | 7      | —           | —     | —   | 0      | 5, 4/14 - 4/27             | 6, (2x), Last: 2023-24 | 2       | —    |  |
| Kevin Hager     | 2               | — | — | —  | 2     | 2      | —               | 1 | — | —  | 1     | 1      | —           | —     | —   | 1      | 3, (2x), Last: 4/14 - 4/20 | 3, (2x), Last: 2024    | 2       | —    |  |
| Huxley Holcombe | —               | — | — | —  | —     | —      | —               | — | — | —  | —     | —      | —           | —     | —   | —      | —                          | —                      | —       | —    |  |
| William Jaun    | —               | — | — | —  | —     | —      | —               | — | — | —  | —     | —      | —           | —     | —   | 2      | 2, 3/10 - 3/16             | 2, 2024                | 1       | —    |  |
| Max Jensen      | 10              | 1 | 1 | —  | 12    | 31     | 3               | 2 | — | —  | 5     | 16     | 2           | 1     | —   | 10     | 10, 4/13 - 4/28            | 10, 2024               | 1       | 1    |  |
| Luke Johnson    | 2               | 1 | — | —  | 3     | 3      | 1               | — | — | —  | 1     | 1      | 1           | —     | —   | 1      | 5, 4/13 - 4/20             | 5, 2024                | 3       | 1    |  |
| Braden Mack     | 2               | 1 | — | —  | 3     | 4      | 2               | 1 | 1 | —  | 4     | 4      | 1           | —     | —   | 0      | 8, 3/16 - 4/6              | 8, 2024                | 1       | 1    |  |
| Jackson Marko   | —               | — | — | —  | —     | —      | —               | — | — | —  | —     | —      | —           | —     | —   | —      | —                          | —                      | —       | —    |  |
| Kyle Musser     | 1               | — | — | —  | 1     | 2      | —               | 1 | — | —  | 1     | 3      | —           | —     | —   | 0      | 2, 4/13 - 4/16             | 4, 2023                | —       | —    |  |
| Ryan Porter     | 1               | — | — | —  | 1     | 12     | 1               | — | — | —  | 1     | 9      | —           | —     | —   | 0      | 2, 2/23 - 2/25             | 4, 2022-23             | 1       | —    |  |
| Mark Quatrani   | 5               | 2 | — | —  | 7     | 7      | 4               | 2 | — | 1  | 7     | 7      | 1           | 1     | —   | 0      | 10, 4/6 - 4/27             | 10, 2024               | 1       | —    |  |
| John Quinlan    | 6               | 3 | 3 | —  | 12    | 20     | 4               | — | — | —  | 4     | 5      | 2           | —     | —   | 0      | 9, 4/13 - 4/27             | 9, 2024                | 5       | 1    |  |
| TJ Swidorski    | 2               | — | — | —  | 2     | 5      | —               | 1 | — | —  | 1     | 2      | —           | —     | —   | 0      | 2, (4x), Last: 4/20 - 4/21 | 3, 2023                | —       | —    |  |
| Beck Urofsky    | —               | — | — | —  | —     | —      | —               | — | — | —  | —     | —      | —           | —     | —   | —      | —                          | —                      | —       | —    |  |
| Matthew Walters | —               | — | — | —  | —     | —      | —               | — | — | —  | —     | —      | —           | —     | —   | —      | —                          | —                      | —       | —    |  |
| Nathan Waugh    | 7               | — | — | —  | 7     | 24     | 3               | 2 | 1 | 1  | 7     | 17     | 2           | 1     | 1   | 0      | 15, 2/23 - 3/30            | 19, 2023-24            | 2       | —    |  |
| Caden Wildman   | 3               | 4 | — | —  | 7     | 7      | 2               | 1 | — | 1  | 4     | 4      | 2           | 1     | —   | 0      | 11, 3/22 - 4/13            | 11, 2024               | 6       | 4    |  |

Bold denotes active streak

BIG RED 2024 BATTING SPLITS

|          | AB   | R   | H   | 2B | 3B | HR | RBI | BB  | SO  | AVG  | OBP  | SLG  | OPS  |
|----------|------|-----|-----|----|----|----|-----|-----|-----|------|------|------|------|
| Total    | 1062 | 203 | 296 | 42 | 5  | 40 | 186 | 105 | 275 | .279 | .367 | .441 | .808 |
| Home     | 419  | 86  | 120 | 18 | 1  | 22 | 83  | 31  | 111 | .286 | .364 | .492 | .855 |
| Away     | 643  | 117 | 176 | 24 | 4  | 18 | 103 | 74  | 164 | .274 | .369 | .407 | .777 |
| Neutral  | —    | —   | —   | —  | —  | —  | —   | —   | —   | —    | —    | —    | —    |
| Day      | 1026 | 194 | 286 | 42 | 5  | 38 | 180 | 97  | 269 | .279 | .365 | .441 | .806 |
| Night    | 36   | 9   | 10  | 0  | 0  | 2  | 6   | 8   | 6   | .278 | .409 | .444 | .854 |
| February | 105  | 19  | 28  | 6  | 0  | 2  | 13  | 14  | 39  | .267 | .371 | .381 | .752 |
| March    | 494  | 90  | 136 | 21 | 4  | 20 | 85  | 45  | 108 | .275 | .362 | .455 | .817 |
| April    | 463  | 94  | 132 | 15 | 1  | 18 | 88  | 46  | 128 | .285 | .371 | .438 | .810 |
| May      | —    | —   | —   | —  | —  | —  | —   | —   | —   | —    | —    | —    | —    |

BIG RED LINEUP PRODUCTION

|     | AB  | R  | H  | 2B | 3B | HR | RBI | BB | SO | AVG  | OBP  | SLG  | OPS  |
|-----|-----|----|----|----|----|----|-----|----|----|------|------|------|------|
| 1st | 133 | 33 | 45 | 7  | 1  | 5  | 16  | 11 | 20 | .338 | .409 | .519 | .928 |
| 2nd | 120 | 25 | 41 | 6  | 2  | 3  | 23  | 17 | 12 | .342 | .448 | .500 | .948 |
| 3rd | 114 | 30 | 29 | 5  | 0  | 6  | 28  | 23 | 43 | .254 | .387 | .456 | .843 |
| 4th | 126 | 22 | 33 | 3  | 0  | 5  | 21  | 7  | 32 | .262 | .336 | .405 | .741 |
| 5th | 117 | 18 | 30 | 2  | 0  | 4  | 26  | 9  | 26 | .256 | .353 | .376 | .729 |
| 6th | 122 | 23 | 41 | 6  | 0  | 8  | 38  | 9  | 34 | .336 | .396 | .582 | .978 |
| 7th | 116 | 12 | 24 | 5  | 0  | 5  | 14  | 7  | 38 | .207 | .276 | .379 | .655 |
| 8th | 111 | 17 | 25 | 4  | 2  | 1  | 8   | 9  | 32 | .225 | .307 | .324 | .631 |
| 9th | 103 | 23 | 28 | 4  | 0  | 3  | 12  | 13 | 38 | .272 | .375 | .398 | .773 |



DAILY BATTING LOGS

| PLAYER         | 3/31<br>vs. DART | 4/6<br>vs. HAR | 4/7 (1)<br>vs. HAR | 4/7 (2)<br>vs. HAR | 4/13 (1)<br>at PENN | 4/13 (2)<br>at PENN | 4/14<br>at PENN | 4/16<br>at BING | 4/20 (1)<br>vs. YALE | 4/20 (2)<br>vs. YALE | 4/21<br>vs. YALE | 4/27 (1)<br>vs. COL | 4/27 (2)<br>vs. COL | 4/28<br>vs. COL |
|----------------|------------------|----------------|--------------------|--------------------|---------------------|---------------------|-----------------|-----------------|----------------------|----------------------|------------------|---------------------|---------------------|-----------------|
| Matt Barnhorst | woko             | oobo           | 4bck               | keko               | ookk                | 1kwkc               | ko1oo           |                 | kok4k                | hk2o                 | oo2o             | ed2k                | 1ko1                | kkk             |
| Owen Carlson   |                  |                | 1                  |                    |                     | o                   |                 | 1dkoo           |                      |                      |                  |                     |                     |                 |
| Jakobi Davis   | oo12             | ookk           | w11w               | okkk               | wokk                | ok                  | w11k1           |                 | ok1ow                | keo4                 | k1kk             | o1oh                | wowk                | kk              |
| Kevin Hager    |                  | wowo           |                    | kbhk               |                     |                     | 4kkoo           | c1kow           |                      | 11okk                |                  | ckk                 |                     | o1k             |
| Max Jensen     | 3o1o1            | 4eoo           | o1oo1              | kkoo               | 1ooo1               | e1ow1o              | oo11w           | o11ow           | ook2w                | o1o1o                | koo1             | 4coo1               | hok12               | oo1o            |
| Luke Johnson   |                  |                | o                  |                    |                     | wk1kwo              | o11hk           | ok1o            | 21oo1                | koo1                 | ook              |                     | 1ock                |                 |
| Braden Mack    | kkd1o            | 1oFk           | ko0o               | kck1               | 1ohbk               |                     |                 |                 |                      |                      |                  | o1kk                |                     | okk             |
| Kyle Musser    |                  |                | d                  |                    |                     | w11                 |                 | kcoo4           | k                    |                      |                  | h                   | wco                 | k               |
| Ryan Porter    |                  |                |                    |                    |                     |                     |                 |                 |                      |                      |                  |                     |                     | k               |
| Mark Quatrani  | 4ooe             | okhh           | oe12               | k4h1               | 2ko1d               | hok1wk              | 1wo11           | 1wk1w           | ooo1o                | oooh1                | 4hdw             | oo4wo               | ohdk                | ooo             |
| John Quinlan   | 111ho            | o41oo          | o1111              | ooko               | wo1wo               | oh3111              | 1oococ          | o1ww4           | 21oe12               | 1W4Wo                | o21oo            | 21c1c               | kc1c1               | ook             |
| TJ Swidorski   | ko0o             |                | kk1o               |                    | 11ok                | Fkckok              |                 |                 | ook1o                |                      | 1kk1             |                     | kohd                |                 |
| Nathan Waugh   | 2kk2w            | we2k           | kFk1o              | k1w2               | wko1k               | kkFcww              | wokoh           | woweo           | okwk                 | 1kkow                | koow             | w4ok4               | kkkww               | wohk            |
| Caden Wildman  | wkw01            | oc1o           | 1kok               | o141               | kko1h               | kk1k44              | koko2           | okdoo           | kooh1                | cook1                | kk1c             | 1okkk               | ok                  | ook             |

KEY: 1-Single, 2-Double, 3-Triple, 4-Home Run, o-Out, k-Strikeout, w-Walk, W-Int. Walk, h-Hit by Pitch, e-Reached on Error, b-Sac Bunt, F-Sac Fly, c-Fielder's Choice, d-Double Play;  
NOTE: Shading denotes started game; read left-to-right for first-to-last AB.

BIG RED W-L RECORD BY LINEUP CARD

| PLAYER          | BATTING ORDER (STARTS) |       |       |       |     |     |       |     |       | BY POSITION (STARTS) |      |       |      |     |       |       |       |      |
|-----------------|------------------------|-------|-------|-------|-----|-----|-------|-----|-------|----------------------|------|-------|------|-----|-------|-------|-------|------|
|                 | 1ST                    | 2ND   | 3RD   | 4TH   | 5TH | 6TH | 7TH   | 8TH | 9TH   | C                    | 1B   | 2B    | 3B   | SS  | LF    | CF    | RF    | DH   |
| Matt Barnhorst  | —                      | —     | —     | —     | —   | 1-3 | 11-11 | 0-1 | —     | —                    | —    | 12-15 | —    | —   | —     | —     | —     | —    |
| Owen Carlson    | —                      | 0-2   | —     | —     | —   | —   | 1-0   | 1-1 | —     | —                    | —    | 1-2   | 0-1  | —   | —     | —     | —     | 1-0  |
| Jakobi Davis    | —                      | —     | —     | —     | —   | 0-2 | —     | 0-1 | 12-12 | —                    | —    | —     | —    | —   | —     | 12-15 | —     | —    |
| Kevin Hager     | —                      | —     | —     | —     | —   | 2-2 | 1-1   | 4-4 | 0-1   | —                    | —    | —     | —    | 7-8 | —     | —     | —     | —    |
| William Jaun    | —                      | —     | —     | 0-4   | 1-0 | —   | —     | —   | —     | —                    | 1-2  | —     | —    | —   | —     | —     | —     | 0-2  |
| Max Jensen      | —                      | 13-15 | —     | 0-1   | —   | —   | —     | —   | —     | —                    | 6-10 | —     | 7-6  | —   | —     | —     | —     | —    |
| Luke Johnson    | 1-6                    | —     | —     | —     | —   | 1-0 | —     | 3-4 | 1-0   | —                    | —    | —     | 6-10 | —   | —     | —     | —     | —    |
| Braden Mack     | —                      | —     | —     | 1-0   | 5-5 | 1-4 | —     | —   | —     | 0-1                  | 6-5  | —     | —    | —   | —     | —     | —     | 1-3  |
| Jackson Marko   | —                      | —     | —     | —     | —   | —   | —     | —   | —     | —                    | —    | —     | —    | —   | —     | —     | —     | —    |
| Kyle Musser     | —                      | —     | —     | —     | —   | 2-0 | —     | —   | —     | —                    | —    | —     | —    | —   | 1-0   | —     | —     | 1-0  |
| Ryan Porter     | 0-1                    | —     | —     | —     | 1-4 | —   | —     | 0-1 | —     | —                    | —    | —     | —    | —   | 1-4   | —     | 0-2   | —    |
| Mark Quatrani   | —                      | —     | —     | —     | 6-5 | 4-3 | 0-1   | 0-2 | —     | 6-9                  | —    | —     | —    | —   | —     | —     | —     | 4-2  |
| John Quinlan    | 12-10                  | —     | —     | —     | —   | —   | —     | —   | 0-3   | —                    | —    | —     | —    | —   | 11-13 | —     | 1-0   | —    |
| TJ Swidorski    | —                      | —     | —     | —     | —   | 1-2 | 0-3   | 5-3 | 0-1   | —                    | —    | —     | —    | 6-9 | —     | —     | —     | —    |
| Beck Urofsky    | —                      | —     | —     | —     | —   | —   | —     | —   | —     | —                    | —    | —     | —    | —   | —     | —     | —     | —    |
| Matthew Walters | —                      | —     | —     | —     | —   | —   | —     | —   | —     | —                    | —    | —     | —    | —   | —     | —     | —     | —    |
| Nathan Waugh    | —                      | —     | 13-17 | —     | —   | —   | —     | —   | —     | 7-7                  | —    | —     | —    | —   | —     | —     | —     | 6-10 |
| Caden Wildman   | —                      | —     | —     | 12-12 | 0-3 | 1-1 | 0-1   | —   | —     | —                    | —    | —     | —    | —   | —     | 1-2   | 12-15 | —    |

BIG RED STARTING PITCHER RUN SUPPORT

| PLAYER              | RUN |         | RUN SUPPORT |    | RUNS      |           | TEAM  | QUALITY |
|---------------------|-----|---------|-------------|----|-----------|-----------|-------|---------|
|                     | GS  | SUPPORT | PER 9       | IP | IN STARTS | PER START |       |         |
| Carson Mayfield     | 8   | 17      | 4.54        |    | 47        | 5.88      | 4-4   | 1       |
| Ethan Hamill        | 7   | 33      | 7.75        |    | 50        | 7.14      | 4-3   | 3       |
| Noah Keller         | 6   | 28      | 9.22        |    | 50        | 8.33      | 2-4   | 2       |
| William Jaun        | 5   | 14      | 6.87        |    | 22        | 4.40      | 1-4   | 0       |
| Huxley Holcombe     | 2   | 9       | 13.50       |    | 20        | 10.00     | 1-1   | 0       |
| Nathaniel Jennewein | 1   | 1       | 4.50        |    | 9         | 9.00      | 1-0   | 0       |
| Von Baker           | 1   | 0       | 0.00        |    | 5         | 5.00      | 0-1   | 0       |
| TOTALS              | 30  | 102     | 7.29        |    | 203       | 6.77      | 13-17 | 6       |

RUNS BY INNING

|            | 1  | 2   | 3   | 4   | 5   | 6   | 7  | 8   | 9  | 10 | 11 | 12 | 13 | 14 | 15 | TOTAL |
|------------|----|-----|-----|-----|-----|-----|----|-----|----|----|----|----|----|----|----|-------|
| BIG RED    | 34 | 22  | 8   | 12  | 19  | 24  | 29 | 30  | 23 | 2  | —  | —  | —  | —  | —  | 203   |
| OPPONENTS  | 35 | 32  | 20  | 26  | 29  | 39  | 23 | 18  | 19 | 2  | —  | —  | —  | —  | —  | 243   |
| DIFFERENCE | -1 | -10 | -12 | -14 | -10 | -15 | +6 | +12 | +4 | 0  | —  | —  | —  | —  | —  | -40   |

VICTORY MARGIN

|           | 1 | 2 | 3 | 4 | 5 | 6 | 7 | 8 | 9 | 10 | 11 | 12 | 13 | 14 | 15+ |
|-----------|---|---|---|---|---|---|---|---|---|----|----|----|----|----|-----|
| BIG RED   | 3 | 3 | — | — | — | 2 | 3 | — | — | —  | —  | —  | 1  | —  | 1   |
| OPPONENTS | 3 | 1 | 4 | 3 | — | — | — | 1 | — | 1  | —  | 1  | 1  | —  | 2   |

BIG RED 2024 PITCHING SPLITS

|          | W  | L  | SV | G  | IP    | H   | R   | ER  | HR | BB  | SO  | ERA  | AVG  |
|----------|----|----|----|----|-------|-----|-----|-----|----|-----|-----|------|------|
| Total    | 13 | 17 | 3  | 30 | 260/2 | 303 | 243 | 221 | 37 | 176 | 205 | 7.63 | .292 |
| Home     | 7  | 5  | 2  | 12 | 109.0 | 132 | 92  | 82  | 13 | 54  | 88  | 6.77 | .306 |
| Away     | 6  | 12 | 1  | 18 | 151.2 | 171 | 151 | 139 | 24 | 122 | 117 | 8.25 | .283 |
| Neutral  | —  | —  | —  | —  | —     | —   | —   | —   | —  | —   | —   | —    | —    |
| Day      | 12 | 17 | 3  | 29 | 251.2 | 297 | 236 | 214 | 37 | 164 | 193 | 7.65 | .296 |
| Night    | 1  | 0  | 0  | 1  | 9.0   | 6   | 7   | 7   | 0  | 12  | 12  | 7.00 | .194 |
| Starter  | 7  | 13 | 0  | 30 | 126.0 | 154 | 126 | 116 | 18 | 69  | 94  | 8.29 | .297 |
| Reliever | 6  | 4  | 3  | 30 | 134.2 | 149 | 117 | 105 | 19 | 107 | 111 | 7.02 | .288 |
| February | 1  | 2  | 1  | 3  | 25.0  | 30  | 25  | 21  | 8  | 24  | 19  | 7.56 | .291 |
| March    | 5  | 9  | 1  | 14 | 118.2 | 132 | 104 | 96  | 14 | 83  | 93  | 7.28 | .282 |
| April    | 7  | 6  | 1  | 13 | 117.0 | 141 | 114 | 104 | 15 | 69  | 93  | 8.00 | .303 |
| May      | —  | —  | —  | —  | —     | —   | —   | —   | —  | —   | —   | —    | —    |

BIG RED MULTI-RUN INNINGS

|          | TIMES | LAST TIME   |
|----------|-------|---|
| 2 Runs   | 16    | 4/27 (G1) vs. Columbia (2nd inning, 2 hits)                     |
| 3 Runs   | 13    | 4/20 (G2) vs. Yale (8th inning, 4 hits)                         |
| 4 Runs   | 11    | 4/27 (G1) vs. Columbia (1st inning, 3 hits; 9th inning, 2 hits) |
| 5 Runs   | 5     | 4/13 (G2) at Penn (6th inning, 3 hits; 7th inning, 4 hits)      |
| 6 Runs   | 2     | 3/30 (G2) vs. Dartmouth (5th inning, 5 hits)                    |
| 7 Runs   | 2     | 4/20 (G1) vs. Yale (8th inning, 5 hits)                         |
| 8 Runs   | 0     | —   |
| 9 Runs   | 0     | —   |
| 10+ Runs | 0     | —   |



## DAN PEPICELLI

9TH SEASON AT CORNELL

**Years in Role:** 9th Season as Head Coach

**College:** SUNY Cortland '90

**Coaching Location:** Dugout

**DAN PEPICELLI** was named the Ted Thoren Head Coach of Cornell Baseball on Aug. 10, 2015, and is currently in his ninth season at the helm of the Cornell baseball program.

Pepicelli's 97 wins as the Big Red's head coach stand as the fourth-most in program history, trailing **TED THOREN** (515), **TOM FORD** (264), and **BILL WALKENBACH** (130).

Under Pepicelli's tutelage, Cornell has produced 21 All-Ivy League selections — including five First Team and eight Second Team selections. Four Big Red players have also been selected in the Major League Baseball Amateur Draft.

Before his arrival on East Hill, Pepicelli spent six seasons at Clemson where he had three coaching titles during his six-year stay. The final three years with the Tigers were as the associate head coach.

He became the Tigers' first pitching coach to lead a staff to Omaha in his first season with the squad. That year, Clemson's pitching staff posted the first of four consecutive seasons with a sub-4.00 ERA. Pepicelli recruited and developed Matt Crownover, who earned freshman All-America accolades in 2013 and ACC Pitcher of the Year honors in 2015, and was instrumental in assembling *Baseball America's* ninth-ranked recruiting class in 2015. Ten Clemson pitchers were selected in the Major League Baseball Amateur Draft in Pepicelli's tenure at Clemson.

By joining the Big Red, Pepicelli returned home to upstate New York, where he previously had 11 years of head coaching experience at the Division III level between St. John Fisher and Hartwick.

After serving as an assistant coach for three seasons at Hartwick, Pepicelli was promoted to head coach for the 1999 season. Following his two-year tenure at Hartwick, Pepicelli was head coach and assistant athletic director at St. John Fisher for nine seasons (2001-09). Pepicelli was a two-time Empire 8 Coach of the Year (2001, 2007), with the latter coming when the Cardinals advanced to the NCAA Division III College World Series for the first time in program history.

Pepicelli's teams at St. John Fisher had winning records in each of his last seven seasons. His team garnered national recognition for sportsmanship in 2008 after a line-drive foul ball struck the opposing team's third-base coach in the head during the ninth inning of the play-in game of the 2008 ECAC Upstate Championship. Despite the fact the Cardinals were trailing, Pepicelli and the Cardinals elected to concede the game, ending any hope of clinching a berth an NCAA Tournament berth. The Committee on Sportsmanship and Ethical Conduct presented Pepicelli's team with the NCAA All-Divisions Sportsmanship Award.

Along with being the baseball coach at St. John Fisher, Pepicelli was the head strength and conditioning coach where he spent three years on the NCAA Competitive Safeguards Committee. He is a certified strength and conditioning specialist and is a member of the National Strength & Conditioning Association.

A native of Schenectady, N.Y., Pepicelli is married to the former Robyn Molloy, who played for and served as an assistant coach with the Syracuse women's soccer team. The couple has a daughter, Mia, and a son, Owen.

## #24

### PEPICELLI'S FILE

#### COACHING EXPERIENCE

|            |  |
|------------|--|
| 1988       | Mohawk Valley CC (Volunteer Assistant) |
| 1996-98    | Hartwick (Assistant Coach)             |
| 1999-2000  | Hartwick (Head Coach)                  |
| 2001-09    | St. John Fisher (Head Coach)           |
| 2010       | Clemson (Assistant Coach)              |
| 2011-12    | Clemson (Assistant Head Coach)         |
| 2013-15    | Clemson (Associate Head Coach)         |
| 2016-Pres. | Cornell (Head Coach)                   |

#### PLAYING EXPERIENCE

|         |                  |
|---------|------------------|
| 1986-87 | Mohawk Valley CC |
| 1990    | SUNY Cortland    |
| 1991    | SUNY Oneonta     |

#### EDUCATION

##### SUNY Cortland

• B.S., Economics and Management Science, 1990

#### NCAA COACHING CAREER

| SEASON                      | OVERALL      | W-L%        | CONF.      | W-L%        |
|-----------------------------|--------------|-------------|------------|-------------|
| <b>HARTWICK (1999-2000)</b> |              |             |            |             |
| 1999                        | 9-22         | .290        | —          | —           |
| 2000                        | 12-18        | .400        | 3-3        | .500        |
| <b>TOTAL</b>                | <b>21-40</b> | <b>.344</b> | <b>3-3</b> | <b>.500</b> |

#### ST. JOHN FISHER (2001-09)

|              |                  |             |              |             |
|--------------|------------------|-------------|--------------|-------------|
| 2001         | 19-14            | .576        | 6-2          | .750        |
| 2002         | 15-19            | .441        | 3-3          | .500        |
| 2003         | 16-16            | .500        | 4-4          | .500        |
| 2004         | 27-14            | .659        | 4-4          | .500        |
| 2005         | 22-15            | .595        | 5-3          | .625        |
| 2006         | 26-15            | .634        | 9-7          | .563        |
| 2007         | 28-13            | .683        | 7-5          | .583        |
| 2008         | 25-14-2          | .634        | 9-7          | .563        |
| 2009         | 22-17            | .564        | 8-8          | .500        |
| <b>TOTAL</b> | <b>200-137-2</b> | <b>.593</b> | <b>55-43</b> | <b>.561</b> |

#### CORNELL (2016- PRES.)

|                |                                   |             |                |             |
|----------------|-----------------------------------|-------------|----------------|-------------|
| 2016           | 14-24                             | .368        | 7-13           | .350        |
| 2017           | 21-17                             | .553        | 9-11           | .450        |
| 2018           | 14-22-1                           | .392        | 9-12           | .429        |
| 2019           | 14-24                             | .368        | 8-13           | .381        |
| 2020           | 1-8                               | .111        | —              | —           |
| 2021           | — NO SEASON (COVID-19 PANDEMIC) — |             |                |             |
| 2022           | 11-25                             | .306        | 5-16           | .238        |
| 2023           | 9-26                              | .257        | 8-13           | .381        |
| 2024           | 13-17                             | .433        | 10-8           | .556        |
| <b>TOTAL</b>   | <b>97-163-1</b>                   | <b>.374</b> | <b>56-86</b>   | <b>.394</b> |
| <b>OVERALL</b> | <b>318-340-3</b>                  | <b>.483</b> | <b>114-132</b> | <b>.463</b> |



## #14

### TOM FORD

ASSOCIATE HEAD COACH  
34TH SEASON AT CORNELL



## #27

### JOHN TOPPA

ASSISTANT COACH  
2ND SEASON AT CORNELL



## #44

### JUSTIN DEVOID

VOLUNTEER ASSISTANT COACH  
2ND SEASON AT CORNELL

INDIVIDUAL AND TEAM GAME HIGHS

INDIVIDUAL GAME HIGHS

BATTING

|                 |  |
|-----------------|--|
| At-Bats         | 6, (5x), Last: John Quinlan, vs. Yale (4/20/24 - G1)                 |
| Runs Scored     | 4, (2x), Last: John Quinlan, at Penn (4/13/24 - G2)                  |
| Hits            | 4, (4x), Last: John Quinlan, vs. Yale (4/20/24 - G1)                 |
| Runs Batted In  | 8, Caden Wildman, at Penn (4/13/24 - G2)                             |
| Doubles         | 2, (4x), Last: John Quinlan, vs. Yale (4/20/24 - G2)                 |
| Triples         | 1, (5x), Last: John Quinlan, at Penn (4/13/24 - G2)                  |
| Home Runs       | 2, (3x), Last: Nathan Waugh, vs. Columbia (4/27/24 - G1)             |
| Walks Drawn     | 3, Max Jensen, at Georgia Tech (2/23/24)                             |
| Strikeouts      | 4, Luke Johnson, at Georgetown (3/10/24 - G2)                        |
| Sacrifice Bunts | 1, (11x), Last: Braden Mack, at Penn (4/13/24 - G1)                  |
| Sacrifice Flies | 1, (5x), Last: Nathan Waugh & TJ Swidorski, at Penn (4/13/24 - G2)   |
| Stolen Bases    | 2, John Quinlan, at Binghamton (4/16/24)                             |
| Hit by Pitches  | 2, (3x), Last: Mark Quatrani, vs. Harvard (4/6/24)                   |
| Caught Stealing | 1, (13x), Last: J.Quinlan & M.Barnhorst, vs. Columbia (4/27/24 - G1) |

PITCHING

|                 |   |
|-----------------|---|
| Innings Pitched | 7.0, Ethan Hamill, vs. Dartmouth (3/31/24)              |
| Hits Allowed    | 8, (4x), Last: Noah Keller, vs. Columbia (4/27/24 - G1) |
| Runs Allowed    | 9, Carson Mayfield, at Georgetown (3/10/24 - G1)        |
| Earned Runs     | 9, Carson Mayfield, at Georgetown (3/10/24 - G1)        |
| Walks Issued    | 5, (4x), Last: Huxley Holcombe, vs. Yale (4/20/24 - G1) |
| Strikeouts      | 9, Noah Keller, at Princeton (3/22/24 - G2)             |
| Doubles Allowed | 3, (2x), Last: Huxley Holcombe, vs. Columbia (4/28/24)  |
| Triples Allowed | 1, (8x), Last: Ethan Hamill, vs. Yale (4/21/24)         |
| HR Allowed      | 3, (3x), Last: Huxley Holcombe, vs. Columbia (4/28/24)  |
| Wild Pitches    | 2, (2x), Last: William Jaun, at Richmond (3/15/24)      |
| Hit Batsmen     | 3, Von Baker, vs. Columbia (4/27/24 - G2)               |

FIELDING

|              |  |
|--------------|--|
| Putouts      | 12, (5x), Last: Max Jensen, vs. Yale (4/21/24) |
| Assists      | 7, Max Jensen, vs. Dartmouth (3/31/24)         |
| Errors       | 2, Nathan Waugh, at Georgia Tech (2/23/24)     |
| Passed Balls | 2, Nathan Waugh, at Richmond (3/15/24)         |

TEAM GAME HIGHS

BATTING

|                       |  |
|-----------------------|--|
| At-Bats               | 44, at Princeton (3/24/24)                 |
| Runs Scored           | 18, at Penn (4/13/24 - G2)                 |
| Hits                  | 16, vs. Dartmouth (3/30/24 - G2)           |
| Runs Batted In        | 17, (2x), Last: at Penn (4/13/24 - G2)     |
| Doubles               | 4, (2x), Last: vs. Yale (4/20/24 - G1)     |
| Triples               | 1, (5x), Last: at Penn (4/13/24 - G2)      |
| Home Runs             | 7, vs. Dartmouth (3/30/24 - G2)            |
| Walks Drawn           | 10, at Georgia Tech (2/25/24)              |
| Strikeouts            | 15, at Penn (4/13/24 - G2)                 |
| Sacrifice Bunts       | 2, at Richmond (3/16/24)                   |
| Sacrifice Flies       | 2, at Penn (4/13/24 - G2)                  |
| Stolen Bases          | 4, (2x), Last: at Binghamton (4/16/24)     |
| Hit by Pitches        | 4, at Richmond (3/17/24)                   |
| Caught Stealing       | 2, (2x), Last: vs. Columbia (4/27/24 - G1) |
| Hit into Double Plays | 4, at Georgetown (3/10/24 - G2)            |
| Runners Left on Base  | 12, (2x), Last: at Richmond (3/17/24)      |

PITCHING

|                   |  |
|-------------------|--|
| Innings Pitched   | 10.0, vs. Yale (4/20/24 - G1)              |
| Hits Allowed      | 20, at Georgetown (3/10/24 - G1)           |
| Runs Allowed      | 24, at Georgetown (3/10/24 - G1)           |
| Earned Runs       | 21, at Georgetown (3/10/24 - G1)           |
| Walks Issued      | 16, at Georgetown (3/10/24 - G1)           |
| Strikeouts        | 13, at Princeton (3/22/24 - G2)            |
| Doubles Allowed   | 6, at Georgia Tech (2/24/24)               |
| Triples Allowed   | 2, at Georgetown (3/10/24 - G1)            |
| Home Runs Allowed | 5, vs. Columbia (4/27/24 - G1)             |
| Wild Pitches      | 3, (2x), Last: at Richmond (3/17/24)       |
| Hit Batsmen       | 4, (2x), Last: vs. Columbia (4/27/24 - G2) |

FIELDING

|                     |  |
|---------------------|--|
| Putouts             | 30, vs. Yale (4/20/24 - G1)              |
| Assists             | 16, at Richmond (3/16/24)                |
| Errors              | 3, (2x), Last: vs. Harvard (4/7/24 - G1) |
| Passed Balls        | 2, at Richmond (3/15/24)                 |
| Double Plays Turned | 3, at Georgia Tech (2/25/24)             |

2024 CORNELL BASEBALL JERSEY TRACKER



**GRAY**  
Home: 0-0  
Road: 1-6  
Neutral: 0-0



**RED**  
Home: 5-2  
Road: 2-2  
Neutral: 0-0



**BLACK**  
Home: 2-3  
Road: 3-4  
Neutral: 0-0

| Date     | Opponent         | Result           |
|----------|------------------|------------------|
| 2/23     | at Georgia Tech  | L, 6-9           |
| 3/1      | at James Madison | L, 1-5           |
| 3/15     | at Richmond      | L, 4-8           |
| 3/22 (1) | at Princeton     | L, 3-4 (10 inn.) |
| 3/22 (2) | at Princeton     | L, 3-4           |
| 4/13 (1) | at Penn          | L, 5-6           |
| 4/13 (2) | at Penn          | W, 18-11         |

| Date     | Opponent         | Result            |
|----------|------------------|-------------------|
| 2/24     | at Georgia Tech  | L, 2-12           |
| 3/2      | at James Madison | L, 5-8            |
| 3/16     | at Richmond      | W, 9-3            |
| 3/30 (1) | vs. Dartmouth    | W, 7-5            |
| 3/30 (2) | vs. Dartmouth    | W, 17-2           |
| 4/6      | vs. Harvard      | W, 5-4            |
| 4/16     | at Binghamton    | W, 9-7            |
| 4/20 (1) | vs. Yale         | W, 10-9 (10 inn.) |
| 4/20 (2) | vs. Yale         | W, 8-2            |
| 4/27 (1) | vs. Columbia     | L, 11-14          |
| 4/27 (2) | vs. Columbia     | L, 2-14           |

| Date     | Opponent         | Result  |
|----------|------------------|---------|
| 2/25     | at Georgia Tech  | W, 11-4 |
| 3/3      | at James Madison | L, 5-7  |
| 3/10 (1) | at Georgetown    | L, 6-24 |
| 3/10 (2) | at Georgetown    | L, 0-20 |
| 3/17     | at Richmond      | L, 4-8  |
| 3/24     | at Princeton     | W, 15-2 |
| 3/31     | vs. Dartmouth    | W, 11-4 |
| 4/7 (1)  | vs. Harvard      | L, 6-14 |
| 4/7 (2)  | vs. Harvard      | W, 6-5  |
| 4/14     | at Penn          | W, 11-9 |
| 4/21     | vs. Yale         | L, 3-6  |
| 4/28     | vs. Columbia     | L, 0-13 |



**A CORNELL TEAM SCORED...**

|                               |   |
|-------------------------------|---|
| 10+ Runs in a Game            | 11, vs. Columbia (4/27/24 - G1 - L, 11-14)  |
| 15+ Runs in a Game            | 18, at Penn (4/13/24 - G2 - W, 18-11)   |
| 20+ Runs in a Game            | 27, at Towson (4/5/17 - W, 27-14)   |
| 25+ Runs in a Game            | 27, at Towson (4/5/17 - W, 27-14)   |
| 5+ Runs in an Inning          | 7, vs. Yale (4/20/24 - G1 - B8 - W, 10-9 - 10 inn.)   |
| 6+ Runs in an Inning          | 7, vs. Yale (4/20/24 - G1 - B8 - W, 10-9 - 10 inn.)   |
| 7+ Runs in an Inning          | 7, vs. Yale (4/20/24 - G1 - B8 - W, 10-9 - 10 inn.)   |
| 8+ Runs in an Inning          | 8, vs. Yale (4/2/22 - G2 - B7 - W, 12-9)  |
| 9+ Runs in an Inning          | 12, at Harvard (4/10/11 - G2 - T2 - W, 18-5)  |
| 10+ Runs in an Inning         | 12, at Harvard (4/10/11 - G2 - T2 - W, 18-5)  |
| 10+ Runs in Consecutive Games | 18, at Penn (4/13/24 - G2 - W, 18-11)<br>11, at Penn (4/14/24 - W, 11-9)  |
| 10+ Runs in 3+ Straight Games | 15, at James Madison (3/15/14 - G1 - L, 15-16)<br>17, at James Madison (3/15/14 - G2 - W, 17-8)<br>14, at James Madison (3/16/14 - W, 14-8 - 10 inn.)   |
| 10+ Runs in 4+ Straight Games | 16, at Virginia (4/7/1902 - W, 16-10)<br>10, at Navy (4/9/1902 - W, 10-6)<br>11, vs. Rochester (4/12/1902 - W, 11-1)<br>12, vs. Niagara (4/19/1902 - W, 12-4)<br>10, vs. Columbia (4/26/1902 - W, 10-7) |

**A CORNELL TEAM RECORDED...**

|                             |  |
|-----------------------------|--|
| 15+ Hits in a Game          | 15, vs. Harvard (4/7/24 - G1 - L, 6-14)  |
| 20+ Hits in a Game          | 28, at Towson (4/5/17 - W, 27-14)  |
| 25+ Hits in a Game          | 28, at Towson (4/5/17 - W, 27-14)  |
| 5+ Doubles in a Game        | 6, at Columbia (4/2/23 - G2 - W, 13-8)   |
| 6+ Doubles in a Game        | 6, at Columbia (4/2/23 - G2 - W, 13-8)   |
| 7+ Doubles in a Game        | 7, at George Mason (3/12/17 - W, 9-3)  |
| 8+ Doubles in a Game        | 9, at James Madison (3/15/14 - G1 - L, 15-16)  |
| 9+ Doubles in a Game        | 9, at James Madison (3/15/14 - G1 - L, 15-16)  |
| 2+ Triples in a Game        | 3, vs. Dartmouth (4/23/22 - G1 - W, 12-7)  |
| 3+ Triples in a Game        | 3, vs. Dartmouth (4/23/22 - G1 - W, 12-7)  |
| 4+ Triples in a Game        | 4, at Bucknell (3/4/00 - G2 - W, 8-6)  |
| 3+ Home Runs in a Game      | 4, vs. Columbia (4/27/24 - G1 - L, 11-14)  |
| 4+ Home Runs in a Game      | 4, vs. Columbia (4/27/24 - G1 - L, 11-14)  |
| 5+ Home Runs in a Game      | 7, vs. Dartmouth (3/30/24 - G2 - W, 17-2)  |
| 6+ Home Runs in a Game      | 7, vs. Dartmouth (3/30/24 - G2 - W, 17-2)  |
| 7+ Home Runs in a Game      | 7, vs. Dartmouth (3/30/24 - G2 - W, 17-2)  |
| Leadoff Home Run            | Adam Saks, at Harvard (4/13/19 - G2 - L, 1-7)  |
| Back-to-Back Home Runs      | Mark Quatrani (4-run) & Matt Barnhorst (solo) — B5,<br>Matt Barnhorst (solo) & Kevin Hager (solo) — B5,<br>& Jakobi Davis (solo) & John Quinlan (solo) — B7,<br>vs. Dartmouth (3/30/24 - G2 - W, 17-2) |
| Back-to-Back-to-Back HRs    | M.Quatrani (4-run), M.Barnhorst & K.Hager (solo),<br>vs. Dartmouth (3/30/24 - G2 - W, 17-2)  |
| Two Grand Slams in a Game   | Caden Wildman, at Penn (4/13/24 - G2 - W, 18-11)   |
| Drew 10+ Walks in a Game    | 10, at Georgia Tech (2/23/24 - L, 6-9)   |
| Drew 15+ Walks in a Game    | 16, at Bucknell (5/1/96 - G1 - W, 18-3)  |
| Hit by 3+ Pitches in a Game | 3, vs. Columbia (4/27/24 - G2 - L, 2-14)   |
| Hit by 4+ Pitches in a Game | 4, at Richmond (3/17/24 - L, 4-8)  |
| Hit by 5+ Pitches in a Game | 5, at Yale (4/5/14 - G2 - W, 6-4)  |
| Hit by 6+ Pitches in a Game | 7, at Penn (4/15/06 - G2 - W, 23-10)   |
| Hit by 7+ Pitches in a Game | 7, at Penn (4/15/06 - G2 - W, 23-10)   |
| 4+ Stolen Bases in a Game   | 4, at Binghamton (4/16/24 - W, 9-7)  |
| 5+ Stolen Bases in a Game   | 5, vs. Princeton (4/22/23 - G1 - L, 5-8)   |
| 6+ Stolen Bases in a Game   | 7, at Coppin State (3/5/22 - G2 - W, 14-5)   |
| 7+ Stolen Bases in a Game   | 7, at Coppin State (3/5/22 - G2 - W, 14-5)   |
| 8+ Stolen Bases in a Game   | 9, at George Washington (3/9/14 - G2 - W, 8-1)   |
| 9+ Stolen Bases in a Game   | 9, at George Washington (3/9/14 - G2 - W, 8-1)   |
| 10+ Stolen Bases in a Game  | 10, vs. Sampson Air Force Base (6/2/52 - W, 8-3)   |

**A CORNELL PITCHING STAFF...**

|                             |  |
|-----------------------------|--|
| Threw a No-Hitter           | Connor Kaufmann, vs. Dartmouth (4/1/12 — W, 2-0)   |
| Threw a Combined No-Hitter  | Kerry Brooks (3 inn.), Rob Wilson (3 inn.), &<br>Doug Petillo (1 inn.), vs. Rochester (4/5/89 - G1 - W, 2-1) |
| Threw a Perfect Game        | Gary Gronowski, vs. Oneonta (5/11/76 — W, 1-0)   |
| Shutout Opponent            | at Brown (5/7/22 - G2 - W, 3-0)  |
| Shutout Ivy League Opponent | at Brown (5/7/22 - G2 - W, 3-0)  |
| Posted Consecutive Shutouts | vs. Oneonta (5/2/86 - G1 - W, 4-0)<br>vs. Oneonta (5/2/86 - G2 - W, 5-0)                                     |
| Struck out 10+ Batters      | 11, vs. Columbia (4/27/24 - G2 - L, 2-14)  |
| Struck out 11+ Batters      | 11, vs. Columbia (4/27/24 - G2 - L, 2-14)  |
| Struck out 12+ Batters      | 12, at Binghamton (4/16/24 - W, 9-7)   |
| Struck out 13+ Batters      | 13, at Princeton (3/22/24 - G2 - L, 3-4)   |
| Struck out 14+ Batters      | 14, vs. Niagara (2/29/20 - G2 - L, 6-8)  |
| Struck out 15+ Batters      | 15, vs. Canisius (4/4/18 - W, 6-5)   |
| Struck out 16+ Batters      | 18, at Princeton (4/29/09 - W, 9-0)  |
| Struck out 17+ Batters      | 18, at Princeton (4/29/09 - W, 9-0)  |
| Struck out 18+ Batters      | 18, at Princeton (4/29/09 - W, 9-0)  |

**A CORNELL TEAM ALLOWED...**

|                       |   |
|-----------------------|---|
| 10+ Runs in a Game    | 13, vs. Columbia (4/28/24 - L, 0-13)            |
| 15+ Runs in a Game    | 20, at Georgetown (3/10/24 - G2 - L, 0-20)      |
| 20+ Runs in a Game    | 20, at Georgetown (3/10/24 - G2 - L, 0-20)      |
| 25+ Runs in a Game    | 31, at UC Santa Barbara (3/25/04 - L, 3-31)     |
| 5+ Runs in an Inning  | 7, at Binghamton (4/16/24 - B6 - W, 9-7)        |
| 6+ Runs in an Inning  | 7, at Binghamton (4/16/24 - B6 - W, 9-7)        |
| 7+ Runs in an Inning  | 7, at Binghamton (4/16/24 - B6 - W, 9-7)        |
| 8+ Runs in an Inning  | 16, at Georgetown (3/10/24 - G1 - B2 - L, 6-24) |
| 9+ Runs in an Inning  | 16, at Georgetown (3/10/24 - G1 - B2 - L, 6-24) |
| 10+ Runs in an Inning | 16, at Georgetown (3/10/24 - G1 - B2 - L, 6-24) |

**A CORNELL TEAM DEFENSIVELY...**

|                                |   |
|--------------------------------|---|
| Committed 5+ Errors            | 6, vs. Binghamton (4/20/22 - W, 10-9 - 10 inn.) |
| Committed 6+ Errors            | 6, vs. Binghamton (4/20/22 - W, 10-9 - 10 inn.) |
| Committed 7+ Errors            | 7, at Le Moyne (4/15/97 - L, 8-14)              |
| Committed 8+ Errors            | 8, at Pacific (3/20/96 - L, 7-18)               |
| Committed 9+ Errors            | 10, vs. Le Moyne (4/8/92 - G1 - L, 3-19)        |
| Committed 10+ Errors           | 10, vs. Le Moyne (4/8/92 - G1 - L, 3-19)        |
| Turned 3+ Double Plays         | 3, at Georgia Tech (2/25/24 - W, 11-4)          |
| Turned 4+ Double Plays         | 4, vs. Penn (4/24/11 - G2 - L, 2-10)            |
| No Errors in 3+ Straight Games | 3 games (3/22/24 - 3/24/24)                     |
| No Errors in 4+ Straight Games | 4 games (5/3/22 - 5/8/22)                       |

**A CORNELL TEAM...**

|                             |   |
|-----------------------------|---|
| Game End in a Tie           | vs. Binghamton (4/10/18 - T, 9-9 - 9.5 inn. - darkness) |
| Played an Extra-Inning Game | vs. Yale (4/20/24 - G1 - W, 10-9 - 10 inn.)             |
| Played a Top-25 Team        | at #5 Wake Forest (3/5/23 - L, 3-10)                    |
| Swept Doubleheader          | vs. Yale (4/20/24 - W, 10-9 - 10 inn.; W, 8-2)          |
| Swept 3-Game Series         | vs. Dartmouth (3/30/24 - 3/31/24)                       |
| Swept 3-Game Ivy Series     | vs. Dartmouth (3/30/24 - 3/31/24)                       |
| Swept 4-Game Series         | at Maryland Eastern Shore (3/2/12 - 3/4/12)             |
| Swept 4-Game Ivy Series     | vs. Penn (4/23/05 - 4/24/05)                            |
| Swept in Doubleheader       | vs. Columbia (4/27/24 - L, 11-14; L, 2-14)              |
| Swept in 3-Game Series      | vs. Columbia (4/27/24 - 4/28/24)                        |
| Swept in 3-Game Ivy Series  | vs. Columbia (4/27/24 - 4/28/24)                        |
| Swept in 4-Game Series      | at Columbia (4/18/15 - 4/19/15)                         |
| Swept in 4-Game Ivy Series  | at Columbia (4/18/15 - 4/19/15)                         |

*Bold denotes occurred during 2024 season*

## A CORNELL INDIVIDUAL...

|                                      |   |
|--------------------------------------|---|
| Scored 4+ Runs in a Game             | 4, John Quinlan, at Penn (4/13/24 - G2 - W, 18-11)                    |
| Scored 5+ Runs in a Game             | 5, Will Simoneit, at Towson (4/5/17 - W, 24-17)                       |
| Recorded 4+ Hits in a Game           | 4, John Quinlan, vs. Yale (4/20/24 - G1 - W, 10-9 - 10 inn.)          |
| Recorded 5+ Hits in a Game           | 5, Will Simoneit, at Army (4/3/19 - W, 4-1)                           |
| Recorded 6+ Hits in a Game           | 6, Trey Baur, at Towson (4/5/17 - W, 24-17)                           |
| Recorded 2+ Doubles in a Game        | 2, John Quinlan, vs. Yale (4/20/24 - W, 10-9 - 10 inn.)               |
| Recorded 3+ Doubles in a Game        | 3, Max Jensen, vs. Yale (4/2/22 - G2 - W, 12-9)                       |
| Recorded 2+ Triples in a Game        | 2, Sam Kaplan, vs. Dartmouth (4/23/22 - G1 - W, 12-7)                 |
| Recorded 3+ Triples in a Game        | 3, Steve Caputi, vs. Cortland (4/30/79 - W, 15-11)                    |
| Had a Multi-Home Run Game            | 2, Nathan Waugh, vs. Columbia (4/27/24 - G1 - L, 11-14)               |
| Had a 3-Home Run Game                | 3, Dale Wickham, vs. Princeton (4/30/16 - W, 4-3)                     |
| Hit a Grand Slam                     | Matt Barnhorst, vs. Yale (4/20/24 - G1 - W, 10-9 - 10 inn.)           |
| Hit 2 Grand Slams in a Game          | Caden Wildman, at Penn (4/13/24 - G2 - W, 18-11)                      |
| Recorded 5+ RBI in a Game            | 5, Nathan Waugh, vs. Columbia (4/27/24 - G1 - L, 11-14)               |
| Recorded 6+ RBI in a Game            | 8, Caden Wildman, at Penn (4/13/24 - G2 - W, 18-11)                   |
| Recorded 7+ RBI in a Game            | 8, Caden Wildman, at Penn (4/13/24 - G2 - W, 18-11)                   |
| Recorded 8+ RBI in a Game            | 8, Caden Wildman, at Penn (4/13/24 - G2 - W, 18-11)                   |
| Drew 3+ Walks in a Game              | 3, Max Jensen, at Georgia Tech (2/23/24 - L, 6-9)                     |
| Drew 4+ Walks in a Game              | 4, Justin Taylor, at Baylor (2/23/19 - L, 3-10)                       |
| Drew 5+ Walks in a Game              | 5, Steve Caputi, at Hawai'i-Hilo (3/21/79 - W, 9-8)                   |
| Stole 2+ Bases in a Game             | 2, John Quinlan, at Binghamton (4/16/24 - W, 9-7)                     |
| Stole 3+ Bases in a Game             | 3, Ryan Porter, vs. Princeton (4/22/23 - G1 - L, 5-8)                 |
| Stole 4+ Bases in a Game             | 6, Tom D'Alessandro, at George Washington (3/9/14 - G2 - W, 8-1)      |
| Stole 5+ Bases in a Game             | 6, Tom D'Alessandro, at George Washington (3/9/14 - G2 - W, 8-1)      |
| Stole 6+ Bases in a Game             | 6, Tom D'Alessandro, at George Washington (3/9/14 - G2 - W, 8-1)      |
| Hit by 2+ Pitches in a Game          | 2, Mark Quatrani, vs. Harvard (4/6/24 - W, 6-5)                       |
| Hit by 3+ Pitches in a Game          | 3, Mickey Brodsky, vs. Harvard (4/8/08 - G2 - L, 1-2)                 |
| Recorded Walk-Off Win                | John Quinlan (two-run double), vs. Yale (4/20/24 - W, 10-9 - 10 inn.) |
| Recorded Walk-Off Win on Batted Ball | John Quinlan (two-run double), vs. Yale (4/20/24 - W, 10-9 - 10 inn.) |
| Recorded Walk-Off Win on Hit         | John Quinlan (two-run double), vs. Yale (4/20/24 - W, 10-9 - 10 inn.) |
| Recorded Walk-Off Home Run           | Will Simoneit (3-run), vs. Penn (4/28/19 - W, 8-7)                    |
| Recorded 10-Game Hit Streak          | 10 games, Max Jensen (2024 - active)                                  |
| Recorded 15-Game Hit Streak          | 19 games, Nathan Waugh (2023-24)                                      |

|                                 |   |
|---------------------------------|---|
| Recorded 15-Game On-Base Streak | 34 games, Nathan Waugh (2023-24 - active)<br>19 games, Jakobi Davis (2023-24) |
| Recorded 20-Game On-Base Streak | 34 games, Nathan Waugh (2023-24 - active)                                     |
| Recorded 30-Game On-Base Streak | 34 games, Nathan Waugh (2023-24 - active)                                     |
| Recorded 40-Game On-Base Streak | 42 games, Nathan Ford (2008-09)   |

## A CORNELL PITCHER...

|  |  |
|--|--|
| Threw 7-Inning No-Hitter               | Connor Kaufmann, vs. Dartmouth (4/1/12 - W, 2-0)                     |
| Threw 9-Inning No-Hitter               | Larry Rafalski, vs. Hartwick (4/25/68 - W, 7-0)                      |
| Threw Perfect Game                     | Gary Gronowski, vs. Oneonta (5/11/76 - W, 1-0) - 7-inning game       |
| Threw 7-Inning Complete Game           | Tim Willittes, vs. Penn (4/22/17 - G1 - L, 0-5)                      |
| Threw 7-Inning Complete Game Shutout   | Brian McAfee, vs. Princeton (4/26/15 - G1 - W, 10-0)                 |
| Threw 9-Inning Complete Game           | Luke Yacinich, at Brown (5/7/22 - G1 - W, 3-0) - 111 pitches         |
| Threw 9-Inning Complete Game Shutout   | Luke Yacinich, at Brown (5/7/22 - G1 - W, 3-0) - 111 pitches         |
| Pitched 3+ Scoreless Innings of Relief | Ryan Porter (3.0 IP), vs. Yale (4/20/24 - G2 - W, 8-2) - 47 pitches  |
| Pitched 3+ Hitless Innings of Relief   | Spencer Edwards (3.0 IP), at VCU (3/11/22 - L, 5-10) - 48 pitches    |
| Pitched 4+ Scoreless Innings of Relief | Huxley Holcombe (5.0 IP), vs. Harvard (4/6/24 - W, 6-5) - 64 pitches |
| Pitched 5+ Scoreless Innings of Relief | Huxley Holcombe (5.0 IP), vs. Harvard (4/6/24 - W, 6-5) - 64 pitches |
| Struck out 10+ Batters                 | 10, Justin Lewis, at Navy (3/4/17 - G2 - L, 7-8)                     |
| Struck out 11+ Batters                 | 13, Tim Willittes, at Bucknell (3/19/16 - G2 - W, 5-2)               |
| Struck out 12+ Batters                 | 13, Tim Willittes, at Bucknell (3/19/16 - G2 - W, 5-2)               |
| Struck out 13+ Batters                 | 13, Tim Willittes, at Bucknell (3/19/16 - G2 - W, 5-2)               |
| Struck out 14+ Batters                 | 15, Chris Schutt, at Columbia (4/19/03)                              |
| Struck out 15+ Batters                 | 15, Chris Schutt, at Columbia (4/19/03)                              |

*Bold denotes occurred during 2024 season*

## BIG RED TRENDS

| CATEGORY                      | 2024  | UNDER PEPICELLI |
|-------------------------------|-------|-----------------|
| Overall                       | 13-17 | 97-163-1        |
| Ivy League Opponents          | 10-8  | 56-86           |
| Non-Conference Opponents      | 3-9   | 41-77-1         |
| vs. Power 5 Opponent          | 1-2   | 3-23            |
| vs. Non-Power 5 Opponent      | 2-7   | 38-54-1         |
| Home                          | 7-5   | 34-49-1         |
| Away                          | 6-12  | 58-108          |
| Neutral                       | 0-0   | 5-6             |
| Day Games (before 5 p.m.)     | 12-17 | 93-156-1        |
| Night Games (5 p.m. or later) | 1-0   | 4-7             |
| February                      | 1-2   | 1-19            |
| March                         | 5-9   | 35-60           |
| April                         | 7-6   | 51-74-1         |
| May                           | 0-0   | 10-10           |
| Scoring 0-2 Runs              | 0-5   | 7-72            |
| Scoring 3-5 Runs              | 1-8   | 24-61-1         |
| Scoring 6-9 Runs              | 5-3   | 34-28           |
| Scoring 10-Plus Runs          | 7-1   | 32-2            |
| Allowing 0-2 Runs             | 3-0   | 35-8            |
| Allowing 3-5 Runs             | 6-3   | 37-35-1         |
| Allowing 6-9 Runs             | 3-7   | 22-65           |
| Allowing 10-Plus Runs         | 1-7   | 3-55            |
| Leading after Six Innings     | 9-2   | 72-12           |
| Trailing after Six Innings    | 3-15  | 20-140          |
| Tied after Six Innings        | 1-0   | 5-11-1          |
| Leading after Seven Innings   | 9-1   | 65-7            |
| Trailing after Seven Innings  | 4-16  | 15-129          |
| Tied after Seven Innings      | 0-0   | 6-8-1           |
| Leading after Eight Innings   | 11-0  | 70-3            |
| Trailing after Eight Innings  | 2-16  | 7-133           |
| Tied after Eight Innings      | 0-1   | 7-8-1           |
| Big Red with No Home Runs     | 0-8   | 36-105          |
| Big Red Hit a Home Run        | 13-9  | 59-57-1         |
| Hits One Home Run             | 5-8   | 37-48-1         |
| Hits Multiple Home Runs       | 8-1   | 23-10           |
| Big Red Are Errorless         | 6-6   | 37-41           |
| Big Red Has an Error          | 7-11  | 60-122-1        |
| Commits One Error             | 6-6   | 34-46-1         |
| Commits Multiple Errors       | 1-4   | 26-75           |
| Out-hit Opponent              | 11-5  | 77-22           |
| Out-hit by Opponent           | 2-11  | 15-132-1        |
| Hits are Equal                | 0-1   | 5-9             |
| Big Red Scores First          | 8-5   | 60-52-1         |
| Opponent Scores First         | 5-12  | 37-111          |
| Extra-Inning Games            | 1-1   | 7-10-1          |
| One-Run Games                 | 3-3   | 25-34           |
| Two-Run Games                 | 3-1   | 19-22           |
| Five-Plus-Run Games           | 7-6   | 28-74           |
| Shutouts                      | 0-1   | 6-19            |

## SINGLE-SEASON BATTING RECORDS

## BATTING AVERAGE

| BATTING AVG. | SEASON |
|--------------|--------|
| 1. .309      | 1981   |
| 2. .308      | 1982   |
| 3. .308      | 1984   |
| 4. .306      | 1991   |
| 5. .300      | 1979   |
| 6. .297      | 1977   |
| 7. .297      | 2009   |
| 8. .295      | 2017   |
| 9. .292      | 1995   |
| 10. .288     | 1998   |

## SLUGGING PERCENTAGE

| SLUGGING PCT.  | SEASON      |
|----------------|-------------|
| 1. .456        | 1982        |
| 2. .449        | 1981        |
| 3. .445        | 1984        |
| 4. .444        | 2009        |
| 5. <b>.441</b> | <b>2024</b> |
| 6. .440        | 2001        |
| 7. .437        | 2010        |
| 8. .432        | 1985        |
| 9. .431        | 1995        |
| 10. .430       | 1999        |

## ON-BASE PERCENTAGE

| ON-BASE PCT. | SEASON |
|--------------|--------|
| 1. .414      | 1991   |
| 2. .405      | 1981   |
| 3. .402      | 1984   |
| 4. .396      | 1982   |
| 5. .391      | 1998   |
| 6. .388      | 1992   |
| 7. .387      | 1979   |
| 8. .384      | 1985   |
| 9. .381      | 1997   |
| 10. .378     | 1988   |

## MOST GAMES PLAYED

| GAMES PLAYED | SEASON |
|--------------|--------|
| 1. 49        | 1986   |
| 49           | 2012   |
| 3. 47        | 1978   |
| 47           | 1985   |
| 47           | 1988   |
| 6. 45        | 2002   |
| 7. 44        | 1977   |
| 44           | 1980   |
| 44           | 1987   |
| 44           | 1990   |
| 44           | 1996   |

## MOST RUNS SCORED

| RUNS SCORED | SEASON |
|-------------|--------|
| 1. 279      | 1984   |
| 279         | 2012   |
| 3. 265      | 1977   |
| 4. 260      | 1991   |
| 5. 258      | 1981   |
| 258         | 1982   |
| 7. 254      | 1985   |
| 8. 250      | 1978   |
| 9. 243      | 1980   |
| 10. 240     | 2002   |

## MOST HITS

| HITS    | SEASON |
|---------|--------|
| 1. 453  | 2012   |
| 2. 416  | 1977   |
| 3. 402  | 1978   |
| 4. 389  | 2009   |
| 5. 385  | 1985   |
| 6. 377  | 1981   |
| 377     | 1984   |
| 8. 374  | 1986   |
| 9. 373  | 2017   |
| 10. 370 | 1980   |

## MOST DOUBLES

| DOUBLES | SEASON |
|---------|--------|
| 1. 83   | 2010   |
| 83      | 2012   |
| 3. 80   | 2017   |
| 4. 78   | 1998   |
| 78      | 2000   |
| 6. 76   | 2002   |
| 7. 73   | 1984   |
| 8. 72   | 2008   |
| 9. 70   | 1985   |
| 10. 68  | 2015   |

## MOST TRIPLES

| TRIPLES | SEASON |
|---------|--------|
| 1. 23   | 1985   |
| 2. 20   | 1977   |
| 20      | 1981   |
| 4. 18   | 1967   |
| 5. 17   | 1976   |
| 17      | 1986   |
| 17      | 2001   |
| 8. 16   | 1982   |
| 9. 15   | 1958   |
| 15      | 1979   |
| 15      | 2007   |
| 15      | 2022   |

## MOST HOME RUNS

| HOME RUNS    | SEASON      |
|--------------|-------------|
| 1. <b>40</b> | <b>2024</b> |
| 2. 38        | 2009        |
| 3. 35        | 1999        |
| 4. 34        | 2001        |
| 5. 33        | 2022        |
| 6. 30        | 1995        |
| 30           | 2010        |
| 30           | 2023        |
| 9. 29        | 1997        |
| 29           | 2012        |

## MOST WALKS

| WALKS DRAWN | SEASON |
|-------------|--------|
| 1. 217      | 1988   |
| 2. 204      | 1971   |
| 3. 197      | 1991   |
| 4. 194      | 1985   |
| 5. 185      | 1980   |
| 185         | 1996   |
| 7. 181      | 1981   |
| 8. 179      | 1970   |
| 9. 176      | 1984   |
| 10. 175     | 2012   |

## MOST TIMES HIT BY PITCH

| HIT BY PITCH | SEASON      |
|--------------|-------------|
| 1. 58        | 2006        |
| 2. 56        | 2012        |
| 3. 54        | 2010        |
| 4. <b>46</b> | <b>2024</b> |
| 5. 42        | 2008        |
| 42           | 2009        |
| 7. 41        | 2002        |
| 41           | 2018        |
| 9. 37        | 1991        |
| 37           | 2005        |
| 37           | 2011        |
| 37           | 2013        |

## MOST STOLEN BASES

| STOLEN BASES | SEASON |
|--------------|--------|
| 1. 81        | 1978   |
| 2. 73        | 1996   |
| 3. 63        | 1967   |
| 63           | 1986   |
| 5. 62        | 2005   |
| 62           | 2013   |
| 7. 56        | 1952   |
| 8. 55        | 1977   |
| 55           | 2012   |
| 10. 54       | 1985   |

## SINGLE-SEASON PITCHING / FIELDING RECORDS

## EARNED RUN AVERAGE

| ERA      | SEASON |
|----------|--------|
| 1. 1.34  | 1959   |
| 2. 1.77  | 1957   |
| 3. 2.00  | 1953   |
| 4. 2.05  | 1966   |
| 5. 2.18  | 1967   |
| 6. 2.23  | 1965   |
| 7. 2.25  | 1973   |
| 8. 2.42  | 1958   |
| 9. 2.50  | 1964   |
| 10. 2.55 | 1972   |

## STRIKEOUTS PER 9 INNINGS

| SO/9 INN. | SEASON |
|-----------|--------|
| 1. 9.48   | 2020   |
| 2. 9.09   | 1958   |
| 3. 9.02   | 1973   |
| 4. 8.93   | 1957   |
| 5. 8.62   | 1967   |
| 6. 8.18   | 2003   |
| 7. 8.09   | 1998   |
| 8. 8.02   | 1968   |
| 9. 7.97   | 1974   |
| 10. 7.74  | 1966   |

## WALKS PER 9 INNINGS

| BB/9 INN. | SEASON |
|-----------|--------|
| 1. 2.34   | 1964   |
| 2. 2.37   | 1954   |
| 3. 2.72   | 1965   |
| 4. 2.96   | 1966   |
| 5. 3.05   | 2013   |
| 6. 3.07   | 2005   |
| 7. 3.07   | 2015   |
| 8. 3.16   | 2012   |
| 9. 3.18   | 1967   |
| 10. 3.20  | 1963   |

## WINS

| WINS  | SEASON |
|-------|--------|
| 1. 31 | 2012   |
| 2. 29 | 1977   |
| 3. 26 | 1982   |
| 26    | 1984   |
| 26    | 1978   |
| 6. 23 | 1980   |
| 23    | 1991   |
| 23    | 2013   |
| 9. 22 | 1971   |
| 22    | 1979   |
| 22    | 1981   |
| 22    | 1986   |

## SAVES

| SAVES | SEASON |
|-------|--------|
| 1. 13 | 2013   |
| 2. 11 | 2012   |
| 11    | 2017   |
| 4. 9  | 2009   |
| 5. 8  | 1984   |
| 8     | 1995   |
| 8     | 2019   |
| 8. 7  | 2016   |
| 9. 6  | 2002   |
| 6     | 2015   |
| 6     | 2018   |

## COMPLETE GAMES

| COMPLETE GAMES | SEASON |
|----------------|--------|
| 1. 23          | 1988   |
| 2. 22          | 1979   |
| 3. 21          | 1973   |
| 21             | 1977   |
| 5. 20          | 1978   |
| 20             | 1986   |
| 7. 19          | 1967   |
| 19             | 1987   |
| 9. 18          | 1980   |
| 18             | 1981   |

## STRIKEOUTS

| STRIKEOUTS | SEASON |
|------------|--------|
| 1. 277     | 1973   |
| 277        | 2003   |
| 3. 261     | 2002   |
| 4. 260     | 2015   |
| 5. 257     | 2004   |
| 6. 254     | 2009   |
| 7. 249     | 2012   |
| 249        | 2019   |
| 9. 243     | 1979   |
| 10. 242    | 2018   |

## FIELDING PERCENTAGE

| FIELDING PCT. (PO-A-E)      | SEASON      |
|-----------------------------|-------------|
| 1. <b>.977 (782-285-25)</b> | <b>2024</b> |
| 2. .971 (921-397-39)        | 2017        |
| 3. .970 (915-404-41)        | 2007        |
| 4. .969 (586-251-27)        | 2014        |
| 5. .968 (897-417-44)        | 1991        |
| 6. .967 (979-349-46)        | 2019        |
| 7. .966 (916-379-46)        | 2016        |
| 8. .966 (991-437-51)        | 2013        |
| 9. .964 (1189-517-64)       | 2012        |
| 10. .962 (887-326-48)       | 2023        |

## FEWEST ERRORS

| ERRORS       | SEASON      |
|--------------|-------------|
| 1. 14        | 2020        |
| 2. <b>25</b> | <b>2024</b> |
| 3. 26        | 1958        |
| 4. 27        | 2014        |
| 5. 30        | 1953        |
| 6. 31        | 1959        |
| 7. 36        | 1955        |
| 8. 38        | 1952        |
| 38           | 1956        |
| 38           | 1963        |



## SINGLE-SEASON BATTING RECORDS

## GAMES PLAYED

| GP    | PLAYER           | SEASON |
|-------|------------------|--------|
| 1. 49 | Mark Smith       | 1986   |
| 49    | Chris Cruz       | 2012   |
| 49    | Frank Hager      | 2012   |
| 49    | Marshall Yanzick | 2012   |
| 5. 48 | Joe Darlak       | 1986   |
| 48    | Brenton Peters   | 2012   |
| 7. 47 | Steve Caputi     | 1978   |
| 47    | Mike Fleury      | 1978   |
| 47    | Mark Smith       | 1985   |
| 47    | John Kresho      | 1988   |
| 47    | Eric Olson       | 1988   |
| 47    | Guy Leach        | 1988   |

## AT-BATS

| AB     | PLAYER           | SEASON |
|--------|------------------|--------|
| 1. 194 | Marshall Yanzick | 2012   |
| 2. 178 | Chris Cruz       | 2012   |
| 3. 176 | Frank Hager      | 2012   |
| 4. 166 | Mark Smith       | 1986   |
| 5. 161 | Mark Smith       | 1985   |
| 161    | Brenton Peters   | 2012   |
| 7. 159 | Andrew Luria     | 2002   |
| 8. 158 | Joe Roche        | 1978   |
| 158    | Greg Allen       | 1980   |
| 158    | Brian Billigen   | 2012   |
| 158    | Ryan Krainz      | 2018   |

## RUNS SCORED

| RUNS   | PLAYER          | SEASON |
|--------|-----------------|--------|
| 1. 46  | Erik Rico       | 2002   |
| 2. 45  | Brian Kaufman   | 2006   |
| 3. 42  | Dan Autiello    | 1988   |
| 42     | John Kresho     | 1984   |
| 5. 41  | Dave Johnson    | 1977   |
| 41     | Marlin McPhail  | 1982   |
| 7. 40  | John Kresho     | 1990   |
| 40     | Vince Santo     | 2002   |
| 9. 39  | Ken Veenema     | 1977   |
| 10. 38 | Bill Walkenbach | 1995   |

## HITS

| HITS  | PLAYER           | SEASON |
|-------|------------------|--------|
| 1. 61 | Guy Leach        | 1988   |
| 2. 59 | Nathan Ford      | 2008   |
| 3. 57 | Erik Rico        | 2002   |
| 57    | Brian Billigen   | 2012   |
| 5. 56 | Ken Veenema      | 1977   |
| 6. 54 | Chico Bengochea  | 1979   |
| 54    | Nathan Ford      | 2009   |
| 8. 53 | Mike Kalfopoulos | 1985   |
| 53    | Bill Walkenbach  | 1995   |
| 53    | Erik Rico        | 2001   |

## DOUBLES

| 2B    | PLAYER           | SEASON |
|-------|------------------|--------|
| 1. 17 | Nathan Ford      | 2008   |
| 2. 16 | Mike Kalfopoulos | 1985   |
| 3. 15 | Marlin McPhail   | 1981   |
| 15    | Frank Hager      | 2012   |
| 15    | Max Jensen       | 2022   |
| 6. 14 | Raul Gomez       | 2000   |
| 6. 14 | Andrew Luria     | 2006   |
| 8. 13 | Gary Kaczor      | 1979   |
| 13    | Bill Walkenbach  | 1995   |
| 13    | Brant McKown     | 2006   |
| 13    | Mickey Brodsky   | 2010   |
| 13    | Frank Hager      | 2010   |
| 13    | Brandon Lee      | 2012   |

## MOST TRIPLES

| 3B   | PLAYER           | SEASON |
|------|------------------|--------|
| 1. 8 | Bill Bacon       | 1981   |
| 8    | Erik Rico        | 2001   |
| 8    | Erik Rico        | 2002   |
| 4. 7 | Mark Smith       | 1986   |
| 5. 6 | Joseph Piperanto | 1966   |
| 6    | Ken Veenema      | 1977   |
| 6    | Brian Kaufman    | 2006   |
| 8. 5 | Dave Johnson     | 1977   |
| 5    | Dave Waters      | 1980   |
| 5    | Brian Kaufman    | 2005   |

## MOST HOME RUNS

| HR       | PLAYER               | SEASON      |
|----------|----------------------|-------------|
| 1. 12    | Chris Cruz           | 2012        |
| 2. 11    | Eric Kirby           | 1995        |
| 11       | Erik Rico            | 2002        |
| 4. 9     | Brian Kaufman        | 2006        |
| 9        | Nathan Ford          | 2009        |
| 6. 8     | Gary Kaczor          | 1979        |
| 8        | Mike Branca          | 1981        |
| 8        | Trevor Schumm        | 1991        |
| 8        | Flint Foley          | 2001        |
| 8        | Nate David           | 2009        |
| 8        | Brian Billigen       | 2011        |
| <b>8</b> | <b>Mark Quatrani</b> | <b>2024</b> |

## RUNS BATTED IN

| RBI   | PLAYER           | SEASON |
|-------|------------------|--------|
| 1. 45 | Pete Watzka      | 1971   |
| 2. 43 | Guy Leach        | 1988   |
| 3. 42 | John DeMayo      | 1982   |
| 42    | Erik Rico        | 2002   |
| 5. 40 | Ken Veenema      | 1977   |
| 40    | Jamie Blattstein | 1992   |
| 40    | Brian Billigen   | 2012   |
| 8. 39 | Marlin McPhail   | 1980   |
| 9. 38 | Mike Kalfopoulos | 1985   |
| 38    | Brian Kaufman    | 2006   |

## BATTING AVERAGE (MIN. 80 ABs)

| AVG         | PLAYER              | SEASON      |
|-------------|---------------------|-------------|
| 1. .425     | Jamie Blattstein    | 1992        |
| 2. .413     | Mike Kalfopoulos    | 1984        |
| 3. .410     | Nathan Ford         | 2008        |
| 5. .406     | Dale Wickham        | 2017        |
| 6. .404     | Brian Billigen      | 2009        |
| 7. .400     | Chris Stocke        | 1974        |
| 8. .394     | Guy Leach           | 1988        |
| <b>.394</b> | <b>John Quinlan</b> | <b>2024</b> |
| 9. .386     | Chico Bengochea     | 1979        |
| 10. .384    | Mickey Brodsky      | 2010        |

## SLUGGING PERCENTAGE (MIN. 80 ABs)

| SLG             | PLAYER              | SEASON      |
|-----------------|---------------------|-------------|
| 1. .768         | Erik Rico           | 2002        |
| 2. .683         | Jamie Blattstein    | 1992        |
| 3. .676         | Erik Rico           | 2001        |
| 4. .667         | Mike Kalfopoulos    | 1984        |
| .667            | Brian Kaufman       | 2006        |
| 6. .656         | Sam Kaplan          | 2022        |
| 7. .655         | Gary Kaczor         | 1979        |
| 8. .630         | Nathan Ford         | 2009        |
| 9. .627         | Ken Veenema         | 1977        |
| 10. .625        | Eric Kirby          | 1995        |
| <b>17. .606</b> | <b>John Quinlan</b> | <b>2024</b> |

## ON-BASE PERCENTAGE (MIN 80 ABs)

| OBP      | PLAYER           | SEASON |
|----------|------------------|--------|
| 1. .532  | Mike Seagram     | 1984   |
| 2. .530  | John Kresho      | 1991   |
| 3. .513  | John Kresho      | 1988   |
| 4. .503  | Jamie Blattstein | 1992   |
| 5. .492  | Michael Riff     | 1967   |
| 6. .489  | Erik Rico        | 2002   |
| 7. .488  | Marlin McPhail   | 1979   |
| 8. .486  | Marlin McPhail   | 1982   |
| 9. .486  | John Kresho      | 1990   |
| 10. .482 | Dale Wickham     | 2017   |



*Erik Rico '02 owns single-season records in runs (46), triples (8), slugging percentage (.768), and total bases (116).*

## WALKS

| BB     | PLAYER         | SEASON |
|--------|----------------|--------|
| 1. 51  | John Kresho    | 1988   |
| 2. 37  | John Kresho    | 1990   |
| 3. 36  | Mike Seagram   | 1984   |
| 4. 35  | Kyle Gallagher | 2018   |
| 5. 34  | Brenton Peters | 2012   |
| 6. 33  | Buddy Witkoski | 1971   |
| 7. 32  | Bill Bacon     | 1981   |
| 32     | Erik Rico      | 2002   |
| 32     | Brian Kaufman  | 2006   |
| 10. 31 | Trevor Schumm  | 1991   |

## STRIKEOUTS

| SO           | PLAYER              | SEASON      |
|--------------|---------------------|-------------|
| 1. 51        | Frank Hager         | 2012        |
| 2. 49        | Chris Cruz          | 2012        |
| 49           | Joe Hollerbach      | 2022        |
| 49           | Sam Kaplan          | 2023        |
| 5. 42        | Matt Collins        | 2019        |
| <b>6. 42</b> | <b>Nathan Waugh</b> | <b>2024</b> |
| <b>7. 41</b> | <b>Jakobi Davis</b> | <b>2024</b> |
| 7. 39        | Chris Hanson        | 1995        |
| 39           | Ryan Ross           | 2022        |
| 10. 38       | John Osgood         | 1999        |
| 38           | Josh Foster         | 2005        |
| 38           | Ryan Karl           | 2015        |
| 38           | Matt Barnhorst      | 2022        |

## TIMES HIT BY PITCH

| HBP          | PLAYER               | SEASON      |
|--------------|----------------------|-------------|
| 1. 15        | Marlin McPhail       | 1979        |
| 2. 14        | Chris Hanson         | 1995        |
| 3. 12        | Randy Koch           | 1992        |
| 12           | Vince Santo          | 2002        |
| 12           | Seth Gordon          | 2006        |
| 12           | Dale Wickham         | 2018        |
| 7. 11        | Bill Bacon           | 1991        |
| 11           | Brenton Peters       | 2012        |
| 9. 10        | Frank Hager          | 2011        |
| 10. 9        | Ronald Muzii         | 1958        |
| 9            | Mike Fleury          | 1977        |
| 9            | Kaleb Hutchinson     | 2004        |
| 9            | Brian Billigen       | 2011        |
| 9            | Brian Billigen       | 2012        |
| 9            | JD Whetsel           | 2013        |
| 9            | Ellis Bitar          | 2016        |
| 9            | C.J. Price           | 2016        |
| <b>18. 8</b> | <b>Mark Quatrani</b> | <b>2024</b> |

## STOLEN BASES

| SB     | PLAYER           | SEASON |
|--------|------------------|--------|
| 1. 25  | John Kresho      | 1990   |
| 2. 23  | John Kresho      | 1988   |
| 3. 21  | Mike Kalfopoulos | 1983   |
| 4. 20  | Richard Meade    | 1954   |
| 20     | Michael Riff     | 1967   |
| 6. 19  | JD Whetsel       | 2013   |
| 7. 18  | John Kresho      | 1989   |
| 18     | Michael Macrie   | 1997   |
| 7. 17  | Bill Walkenbach  | 1998   |
| 10. 16 | Bill Walkenbach  | 1996   |

## TOTAL BASES

| TB     | PLAYER           | SEASON |
|--------|------------------|--------|
| 1. 116 | Erik Rico        | 2002   |
| 2. 94  | Ken Veenema      | 1977   |
| 94     | Erik Rico        | 2001   |
| 4. 93  | Gary Kaczor      | 1979   |
| 93     | Chris Cruz       | 2012   |
| 6. 92  | Brian Kaufman    | 2006   |
| 92     | Nathan Ford      | 2009   |
| 8. 91  | Guy Leach        | 1988   |
| 91     | Brian Billigen   | 2012   |
| 10. 90 | Mike Kalfopoulos | 1985   |

Bolded red text denotes this season

# CAREER BATTING RECORDS

## GAMES PLAYED

| GP     | PLAYER          | YEARS   |
|--------|-----------------|---------|
| 1. 179 | Mark Smith      | 1984-87 |
| 2. 159 | Marlin McPhail  | 1979-82 |
| 3. 158 | Bill Walkenbach | 1995-98 |
| 4. 156 | Scott Kenney    | 1986-89 |
| 5. 155 | Greg Allen      | 1978-81 |
| 155    | Guy Leach       | 1985-88 |
| 155    | Scott Hardinger | 2006-09 |
| 155    | Mickey Brodsky  | 2008-11 |
| 9. 154 | Terry Birrer    | 1982-85 |
| 154    | Andrew Luria    | 1999-02 |

## AT-BATS

| AB      | PLAYER          | YEARS   |
|---------|-----------------|---------|
| 1. 606  | Mark Smith      | 1984-87 |
| 2. 544  | Bill Walkenbach | 1995-98 |
| 544     | Mickey Brodsky  | 2008-11 |
| 4. 542  | Greg Allen      | 1978-81 |
| 5. 541  | Andrew Luria    | 1999-02 |
| 6. 536  | Marlin McPhail  | 1979-82 |
| 7. 533  | Scott Hardinger | 2006-09 |
| 8. 530  | Seth Gordon     | 2003-06 |
| 9. 526  | Brian Billigen  | 2009-12 |
| 10. 517 | Dan Autiello    | 1982-85 |

## RUNS SCORED

| RUNS    | PLAYER          | YEARS   |
|---------|-----------------|---------|
| 1. 140  | John Kresho     | 1988-91 |
| 2. 139  | Dan Autiello    | 1982-85 |
| 3. 134  | Bill Walkenbach | 1995-98 |
| 4. 131  | Marlin McPhail  | 1979-82 |
| 5. 118  | Michael Macrie  | 1996-99 |
| 6. 116  | Mark Smith      | 1984-87 |
| 7. 113  | Erik Rico       | 1999-02 |
| 113     | Brian Billigen  | 2009-12 |
| 9. 106  | Greg Allen      | 1978-81 |
| 10. 105 | Seth Gordon     | 1978-81 |
| 105     | Andrew Luria    | 1999-02 |

## HITS

| HITS   | PLAYER          | YEARS   |
|--------|-----------------|---------|
| 1. 185 | Marlin McPhail  | 1979-82 |
| 2. 184 | Mark Smith      | 1984-87 |
| 3. 183 | Erik Rico       | 1999-02 |
| 4. 182 | Mickey Brodsky  | 2008-11 |
| 5. 181 | Nathan Ford     | 2006-09 |
| 6. 177 | Brian Billigen  | 2009-12 |
| 7. 174 | Bill Walkenbach | 1995-98 |
| 8. 171 | Andrew Luria    | 1999-02 |
| 9. 169 | Dan Autiello    | 1982-85 |
| 169    | Terry Birrer    | 1982-85 |

## DOUBLES

| 2B     | PLAYER            | YEARS          |
|--------|-------------------|----------------|
| 1. 45  | Mike Kalfopoulos  | 1982-85        |
| 2. 40  | Frank Hager       | 2009-12        |
| 3. 39  | Marlin McPhail    | 1979-82        |
| 4. 38  | Nathan Ford       | 2006-09        |
| 5. 37  | Andrew Luria      | 1999-02        |
| 6. 36  | Terry Birrer      | 1982-85        |
| 36     | Bill Walkenbach   | 1995-98        |
| 8. 34  | Mickey Brodsky    | 2008-11        |
| 9. 33  | Erik Rico         | 1999-02        |
| 10. 31 | Dan Autiello      | 1982-85        |
| 31     | <b>Max Jensen</b> | <b>2022-24</b> |

## MOST TRIPLES

| 3B    | PLAYER           | YEARS   |
|-------|------------------|---------|
| 1. 18 | Erik Rico        | 1999-02 |
| 2. 16 | Mark Smith       | 1984-87 |
| 3. 14 | Brian Billigen   | 2009-12 |
| 4. 11 | Brian Kaufman    | 2005-06 |
| 5. 9  | Joseph Piperato  | 1964-66 |
| 9     | Buddy Witkoski   | 1969-71 |
| 9     | Marlin McPhail   | 1979-82 |
| 9     | Pat Pennucci     | 1960-62 |
| 9     | Ken Veenema      | 1975-77 |
| 10. 8 | Six players tied |         |

## MOST HOME RUNS

| HR    | PLAYER              | YEARS          |
|-------|---------------------|----------------|
| 1. 24 | Chris Cruz          | 2011-14        |
| 2. 21 | Gary Kaczor         | 1977-80        |
| 21    | Bill Walkenbach     | 1995-98        |
| 4. 20 | Brian Billigen      | 2009-12        |
| 5. 17 | Marlin McPhail      | 1979-82        |
| 17    | Erik Rico           | 1999-02        |
| 17    | <b>Nathan Waugh</b> | <b>2022-24</b> |
| 8. 16 | Eric Kirby          | 1993-95, 97    |
| 16    | Raul Gomez          | 1998-01        |
| 16    | Andrew Luria        | 1999-02        |

## RUNS BATTED IN

| RBI    | PLAYER           | YEARS   |
|--------|------------------|---------|
| 1. 121 | Terry Birrer     | 1982-85 |
| 2. 120 | Bill Walkenbach  | 1995-98 |
| 3. 114 | Erik Rico        | 1999-02 |
| 4. 110 | John DeMayo      | 1979-82 |
| 110    | Marlin McPhail   | 1979-82 |
| 6. 107 | Mickey Brodsky   | 2008-11 |
| 7. 106 | Brian Billigen   | 2009-12 |
| 8. 100 | Mark Smith       | 1984-87 |
| 100    | Nathan Ford      | 2006-09 |
| 10. 99 | Gary Kaczor      | 1977-80 |
| 99     | Mike Kalfopoulos | 1982-85 |

## BATTING AVERAGE (MIN. 300 ABs)

| AVG      | PLAYER           | YEARS   |
|----------|------------------|---------|
| 1. .362  | Erik Rico        | 1999-02 |
| 2. .361  | Nathan Ford      | 2006-09 |
| 3. .356  | Mike Kalfopoulos | 1982-85 |
| 4. .345  | Marlin McPhail   | 1979-82 |
| 5. .342  | Terry Birrer     | 1982-85 |
| 6. .337  | Brian Billigen   | 2009-12 |
| 7. .336  | Gary Kaczor      | 1977-80 |
| 8. .336  | John Kresho      | 1988-91 |
| 9. .335  | Mickey Brodsky   | 2008-11 |
| 10. .334 | Ken Veenema      | 1975-77 |

## SLUGGING PERCENTAGE (MIN. 300 ABs)


| SLG      | PLAYER              | YEARS          |
|----------|---------------------|----------------|
| 1. .599  | Erik Rico           | 1999-02        |
| 2. .584  | Mike Kalfopoulos    | 1982-85        |
| 3. .568  | Gary Kaczor         | 1977-80        |
| 4. .561  | Brian Billigen      | 2009-12        |
| 5. .547  | Marlin McPhail      | 1979-82        |
| 6. .537  | Nathan Ford         | 2006-09        |
| 7. .537  | Ken Veenema         | 1975-77        |
| 8. .533  | <b>Nathan Waugh</b> | <b>2021-24</b> |
| 9. .533  | Mike Seagram        | 1981-84        |
| 10. .522 | Terry Birrer        | 1982-85        |
| 19. .475 | <b>Max Jensen</b>   | <b>2022-24</b> |

## ON-BASE PERCENTAGE (MIN. 300 ABs)

| OBP      | PLAYER              | YEARS          |
|----------|---------------------|----------------|
| 1. .498  | John Kresho         | 1988-91        |
| 2. .457  | Mike Seagram        | 1981-84        |
| 3. .450  | Mike Kalfopoulos    | 1982-85        |
| 4. .450  | Marlin McPhail      | 1979-82        |
| 5. .448  | Erik Rico           | 1999-02        |
| 6. .428  | Nathan Ford         | 2006-09        |
| 7. .426  | Buddy Witkoski      | 1969-71        |
| 8. .425  | Brian Billigen      | 2009-12        |
| 9. .422  | Mickey Brodsky      | 2008-11        |
| 10. .421 | Ed Mahoney          | 1968-70        |
| 19. .406 | <b>Nathan Waugh</b> | <b>2021-24</b> |

## WALKS

| BB     | PLAYER           | YEARS   |
|--------|------------------|---------|
| 1. 138 | John Kresho      | 1988-91 |
| 2. 84  | Marlin McPhail   | 1979-82 |
| 3. 82  | Bill Walkenbach  | 1995-98 |
| 4. 79  | Steve Caputi     | 1976-79 |
| 79     | Erik Rico        | 1999-02 |
| 6. 77  | Buddy Witkoski   | 1969-71 |
| 7. 74  | Mark Utter       | 1979-82 |
| 74     | Mike Kalfopoulos | 1982-85 |
| 9. 71  | Kevin Tatum      | 2012-15 |
| 10. 68 | Mike Seagram     | 1981-84 |



Marlin McPhail '82 ranks within the top five in 13 stat categories, highlighted by being Cornell's all-time hits leader (185).

## STRIKEOUTS

| SO     | PLAYER                | YEARS          |
|--------|-----------------------|----------------|
| 1. 126 | Frank Hager           | 2009-12        |
| 2. 117 | Chris Cruz            | 2011-14        |
| 3. 111 | <b>Nathan Waugh</b>   | <b>2021-24</b> |
| 4. 108 | Brian Billigen        | 2009-12        |
| 5. 107 | Ellis Bitar           | 2015-18        |
| 6. 103 | <b>Matt Barnhorst</b> | <b>2022-24</b> |
| 7. 101 | Chris Hanson          | 1992-95        |
| 101    | <b>Jakobi Davis</b>   | <b>2022-24</b> |
| 9. 100 | Jordan Schaeffer      | 1997-00        |
| 10. 96 | Erik Rico             | 1999-02        |

## TIMES HIT BY PITCH

| HBP   | PLAYER           | YEARS       |
|-------|------------------|-------------|
| 1. 29 | Brian Billigen   | 2009-12     |
| 2. 27 | Randy Koch       | 1989, 91-92 |
| 3. 26 | Ellis Bitar      | 2015-18     |
| 4. 24 | Frank Hager      | 2009-12     |
| 5. 22 | Kaleb Hutchinson | 2004-08     |
| 22    | Mickey Brodsky   | 2008-11     |
| 7. 21 | John Telford     | 1992-95     |
| 8. 20 | Vince Santo      | 1999-02     |
| 9. 19 | Chris Hanson     | 1992-95     |
| 19    | JD Whetsel       | 2012-15     |
| 19    | Dale Wickham     | 2015-18     |

## STOLEN BASES

| SB     | PLAYER          | YEARS   |
|--------|-----------------|---------|
| 1. 80  | John Kresho     | 1988-91 |
| 2. 49  | Michael Macrie  | 1996-99 |
| 3. 47  | Bill Walkenbach | 1995-98 |
| 4. 45  | JD Whetsel      | 2012-15 |
| 5. 40  | Andrew Luria    | 1999-02 |
| 6. 39  | Richard Meade   | 1954-56 |
| 7. 38  | Brian Billigen  | 2009-12 |
| 8. 36  | Seth Gordon     | 2003-06 |
| 9. 35  | John Telford    | 1992-95 |
| 10. 34 | Dave Waters     | 1977-80 |

## TOTAL BASES

| TB      | PLAYER           | YEARS   |
|---------|------------------|---------|
| 1. 303  | Erik Rico        | 1999-02 |
| 2. 295  | Brian Billigen   | 2009-12 |
| 3. 293  | Marlin McPhail   | 1979-82 |
| 4. 279  | Bill Walkenbach  | 1995-98 |
| 5. 271  | Mike Kalfopoulos | 1982-85 |
| 6. 269  | Nathan Ford      | 2006-09 |
| 7. 265  | Mark Smith       | 1984-87 |
| 8. 261  | Mickey Brodsky   | 2008-11 |
| 9. 260  | Andrew Luria     | 1999-02 |
| 10. 258 | Terry Birrer     | 1982-85 |

## SACRIFICE FLIES

| SF    | PLAYER              | YEARS          |
|-------|---------------------|----------------|
| 1. 10 | Erik Rico           | 1999-02        |
| 2. 9  | Scott Hardinger     | 2006-09        |
| 9     | Mickey Brodsky      | 2008-11        |
| 4. 8  | Bill Walkenbach     | 1995-98        |
| 5. 7  | Doug Pritts         | 1995-98        |
| 7     | Jordan Schaeffer    | 1997-00        |
| 7     | Raul Gomez          | 1998-01        |
| 7     | Nathan Ford         | 2006-09        |
| 7     | Kyle Groth          | 2006-10        |
| 7     | Kevin Tatum         | 2012-15        |
| 7     | Tommy Wagner        | 2014-17        |
| 12. 6 | <b>Nathan Waugh</b> | <b>2021-24</b> |
| 6     | <b>Max Jensen</b>   | <b>2022-24</b> |
| 14. 5 | <b>Ryan Porter</b>  | <b>2022-24</b> |

## SACRIFICE HITS

| SH    | PLAYER           | YEARS   |
|-------|------------------|---------|
| 1. 20 | Mark Utter       | 1979-82 |
| 2. 18 | Marlin McPhail   | 1979-82 |
| 3. 15 | Mark Tatum       | 1989-90 |
| 4. 14 | Dave Waters      | 1977-80 |
| 5. 13 | Michael Kelly    | 1971-72 |
| 13    | Dan Autiello     | 1982-85 |
| 13    | Marshall Yanzick | 2009-12 |
| 13    | Brenton Peters   | 2010-13 |
| 9. 12 | Chris Stocke     | 1972-74 |
| 12    | Mark Seneker     | 1988-91 |

Bolded red text denotes active player



SINGLE-SEASON PITCHING RECORDS

EARNED RUN AVERAGE (MIN. 30 IP)

| ERA      | PLAYER        | SEASON |
|----------|---------------|--------|
| 1. 0.47  | Kellen Urbon  | 2012   |
| 2. 0.52  | Steve Storey  | 1972   |
| 3. 0.77  | Ray Ratkowski | 1964   |
| 4. 0.95  | Steve Hamrick | 1973   |
| 5. 1.06  | JP Williams   | 1959   |
| 6. 1.08  | Ivan Tylawsky | 1965   |
| 7. 1.09  | Michael Byrne | 2013   |
| 8. 1.15  | Ted Thelander | 1958   |
| 9. 1.20  | Ivan Tylawsky | 1967   |
| 10. 1.21 | John Miknis   | 1973   |

WINS

| WINS  | PLAYER          | SEASON |
|-------|-----------------|--------|
| 1. 11 | Dick Coddington | 1952   |
| 2. 10 | Gary Gronowski  | 1977   |
| 3. 9  | William DeGraaf | 1956   |
| 9     | Roy Walters     | 1968   |
| 5. 8  | Jim Purcell     | 1967   |
| 8     | Jay Kobylarz    | 1980   |
| 8     | Greg Myers      | 1981   |
| 8. 7  | Tom MacLeod     | 1970   |
| 7     | John Geise      | 1971   |
| 7     | Bob Dutkowsky   | 1977   |
| 7     | John O'Connor   | 1987   |
| 7     | Connor Kaufmann | 2012   |

LOSSES

| L    | PLAYER          | SEASON |
|------|-----------------|--------|
| 1. 9 | Corey Pappel    | 2011   |
| 2. 8 | Steve Huber     | 1983   |
| 8    | Chris Sheehan   | 1986   |
| 8    | Rob Deans       | 1988   |
| 8    | Spencer Edwards | 2022   |
| 6. 7 | Jared Cottle    | 1993   |
| 7    | Jared Cottle    | 1994   |
| 7    | Michael Byrne   | 2015   |
| 9. 6 | 20 players tied |        |

SHUTOUTS

| SHO   | PLAYER          | SEASON |
|-------|-----------------|--------|
| 1. 2  | Larry Brown     | 1984   |
| 2     | Chris Reading   | 1987   |
| 2     | Doug Nies       | 1990   |
| 2     | Doug Petillo    | 1990   |
| 2     | Matthew Herrick | 1994   |
| 2     | Dan Baysinger   | 2003   |
| 2     | Jim Hyland      | 2007   |
| 2     | Connor Kaufmann | 2012   |
| 2     | Brian McAfee    | 2015   |
| 10. 1 | 31 players tied |        |

GAMES STARTED

| GS    | PLAYER           | SEASON |
|-------|------------------|--------|
| 1. 13 | Gary Gronowski   | 1977   |
| 13    | Steve Huber      | 1985   |
| 3. 12 | John Nurthen     | 1978   |
| 12    | Spencer Edwards  | 2022   |
| 5. 11 | Roy Walters      | 1968   |
| 11    | Brian Williamson | 1996   |
| 11    | Rick Marks       | 2012   |
| 11    | Brian McAfee     | 2012   |
| 11    | Tim Willittes    | 2018   |
| 11    | Luke Yacinich    | 2022   |
| 11    | Ethan Hamill     | 2023   |
| 11    | Noah Keller      | 2023   |

APPEARANCES

| APP   | PLAYER           | SEASON |
|-------|------------------|--------|
| 1. 23 | David Sharfstein | 2002   |
| 2. 22 | Kellen Urbon     | 2012   |
| 3. 21 | David Rochefort  | 2010   |
| 4. 20 | Houston Hawley   | 2012   |
| 5. 19 | Michael MacManus | 1994   |
| 19    | David Rochefort  | 2009   |
| 19    | Colby Wyatt      | 2018   |
| 19    | John Natoli      | 2019   |
| 9. 18 | Stephen Osterer  | 2009   |
| 18    | Kevin Cushing    | 2022   |
| 18    | Chris Ellison    | 2022   |
| 18    | William Gilbert  | 2022   |
| 18    | Spencer Edwards  | 2023   |
| 18    | Carson Mayfield  | 2023   |

COMPLETE GAMES

| CG    | PLAYER          | SEASON |
|-------|-----------------|--------|
| 1. 10 | Gary Gronowski  | 1977   |
| 2. 9  | William DeGraaf | 1956   |
| 9     | Ray Ratkowski   | 1964   |
| 4. 8  | Tony Siedl      | 1975   |
| 8     | Greg Myers      | 1981   |
| 6. 7  | Jim Purcell     | 1966   |
| 7     | Roy Walters     | 1968   |
| 7     | Tom MacLeod     | 1970   |
| 7     | Fred Anyzeski   | 1973   |
| 7     | Gary Gronowski  | 1976   |
| 7     | John Nurthen    | 1978   |
| 7     | Greg Myers      | 1979   |
| 7     | Greg Myers      | 1982   |
| 7     | John O'Connor   | 1987   |
| 7     | Kerry Brooks    | 1990   |
| 7     | Nick Bayer      | 1999   |

SAVES

| SV   | PLAYER           | SEASON |
|------|------------------|--------|
| 1. 9 | Kellen Urbon     | 2012   |
| 2. 8 | David Rochefort  | 2009   |
| 8    | Peter Lannoo     | 2017   |
| 4. 7 | John Natoli      | 2019   |
| 5. 6 | David Sharfstein | 2002   |
| 6. 4 | John Douglas     | 1995   |
| 4    | Paul Balestrieri | 2015   |
| 8. 3 | Rich Booth       | 1979   |
| 3    | Michael MacManus | 1994   |
| 3    | Blake Hamilton   | 2007   |
| 3    | David Rochefort  | 2010   |
| 3    | Matt Horton      | 2013   |
| 3    | Eric Upton       | 2013   |
| 3    | Justin Lewis     | 2016   |
| 3    | Andrew Ellison   | 2018   |
| 2    | Ryan Porter      | 2024   |

INNINGS PITCHED

| IP       | PLAYER          | SEASON |
|----------|-----------------|--------|
| 1. 101.1 | Gary Gronowski  | 1977   |
| 2. 100.1 | Tom MacLeod     | 1970   |
| 3. 87.2  | Tony Siedl      | 1975   |
| 4. 86    | Jim Purcell     | 1966   |
| 5. 84.1  | Roy Walters     | 1968   |
| 6. 82.1  | Ray Ratkowski   | 1964   |
| 7. 80    | William DeGraaf | 1956   |
| 8. 79.1  | John Nurthen    | 1978   |
| 9. 74.2  | Richard Parker  | 1952   |
| 10. 73   | John Giese      | 1971   |
| 73       | Bob Dutkowsky   | 1975   |
| 73       | Luke Yacinich   | 2022   |



Gary Gronowski '77 is one of two Cornell pitchers with a 10-win season, posting a 10-2 record in 1977.

STRIKEOUTS

| SO     | PLAYER         | SEASON |
|--------|----------------|--------|
| 1. 106 | Steve Hamrick  | 1973   |
| 2. 97  | Steve Hamrick  | 1974   |
| 3. 90  | Jim Purcell    | 1966   |
| 4. 89  | Chris Schutt   | 2003   |
| 5. 85  | Robert List    | 1957   |
| 6. 83  | Roy Walters    | 1968   |
| 7. 80  | Tom MacLeod    | 1970   |
| 8. 77  | John Nurthen   | 1978   |
| 77     | John Nurthen   | 1979   |
| 10. 75 | Gary Gronowski | 1977   |

STRIKEOUTS / 9 INNINGS (MIN. 30 IP)

| SO/9      | PLAYER        | SEASON |
|-----------|---------------|--------|
| 1. 14.45  | Steve Hamrick | 1973   |
| 2. 13.64  | Steve Hamrick | 1974   |
| 3. 12.92  | Chris Schutt  | 2003   |
| 4. 12.49  | Mike Lynch    | 1964   |
| 5. 11.39  | John Natoli   | 2019   |
| 6. 11.36  | Michael Byrne | 2015   |
| 7. 11.09  | Robert List   | 1957   |
| 8. 11.04  | John Osgood   | 1998   |
| 9. 10.48  | Rich DeSa     | 1984   |
| 10. 10.00 | John Nurthen  | 1979   |

WALKS / 9 INNINGS (MIN. 30 IP)

| BB/9     | PLAYER          | SEASON |
|----------|-----------------|--------|
| 1. 0.69  | Brendan McQuaid | 2002   |
| 2. 0.81  | Tony Bertucci   | 2010   |
| 3. 0.84  | Dan Gala        | 2003   |
| 4. 0.95  | Brendan McQuaid | 2001   |
| 5. 0.96  | Brian McAfee    | 2015   |
| 6. 1.02  | David Self      | 2001   |
| 7. 1.05  | Ivan Tylawsky   | 1967   |
| 8. 1.08  | Ivan Tylawsky   | 1965   |
| 9. 1.11  | Ray Ratkowski   | 1963   |
| 10. 1.16 | Ray Ratkowski   | 1962   |

HITS ALLOWED

| HITS  | PLAYER         | SEASON |
|-------|----------------|--------|
| 1. 93 | Gary Gronowski | 1977   |
| 2. 85 | Bob Dutkowsky  | 1977   |
| 3. 84 | Tony Siedl     | 1975   |
| 84    | Chris Sheehan  | 1986   |
| 5. 82 | Jay Kobylarz   | 1981   |
| 82    | Jim Pronti     | 1997   |
| 82    | Nick Bayer     | 1998   |
| 8. 81 | Tim Willittes  | 2018   |
| 9. 78 | John O'Connor  | 1998   |
| 78    | Seth Urbon     | 2018   |

WALKS ISSUED

| BB     | PLAYER          | SEASON |
|--------|-----------------|--------|
| 1. 47  | Kenneth Battles | 1947   |
| 2. 46  | John Osgood     | 1998   |
| 3. 44  | John Nurthen    | 1978   |
| 4. 41  | Fred Anyzeski   | 1973   |
| 41     | Mike Murphy     | 1978   |
| 41     | Rich DeSa       | 1984   |
| 7. 40  | William DeGraaf | 1958   |
| 40     | Steve Hamrick   | 1974   |
| 40     | John O'Connor   | 1988   |
| 10. 39 | Rich DeSa       | 1987   |
| 39     | Chris Schutt    | 2002   |

BATTING AVERAGE (MIN. 30 IP)

| BAA     | PLAYER           | SEASON |
|---------|------------------|--------|
| 1. .160 | Michael Byrne    | 2013   |
| 2. .170 | Kellen Urbon     | 2012   |
| 3. .178 | John Natoli      | 2019   |
| 4. .192 | Chris Schutt     | 2003   |
| 5. .201 | John Osgood      | 1998   |
| 6. .210 | Brian McAfee     | 2015   |
| 7. .214 | David Sharfstein | 2002   |
| 8. .220 | Brian McAfee     | 2014   |
| 9. .229 | Kerry Brooks     | 1990   |
| .229    | Michael Byrne    | 2014   |

Bolded red text denotes this season



# CAREER PITCHING RECORDS

## EARNED RUN AVERAGE (MIN. 100 IP)

| ERA      | PLAYER          | YEARS       |
|----------|-----------------|-------------|
| 1. 1.40  | Ivan Tylawsky   | 1965-67     |
| 2. 1.87  | Steve Hamrick   | 1973-74     |
| 3. 2.07  | Tom MacLeod     | 1969-70     |
| 4. 2.14  | Donald Unbekant | 1952-53     |
| 5. 2.17  | John Geise      | 1969-71     |
| 6. 2.23  | Ted Thelander   | 1955, 57-58 |
| 7. 2.25  | William DeGraaf | 1954-56     |
| 8. 2.44  | John Dougherty  | 1970-72     |
| 9. 2.44  | Roy Walters     | 1966-68     |
| 10. 2.46 | Jim Purcell     | 1965-67     |

## WINS

| WINS  | PLAYER          | YEARS   |
|-------|-----------------|---------|
| 1. 23 | Greg Myers      | 1979-82 |
| 2. 20 | Jay Kobylarz    | 1979-82 |
| 3. 18 | Brendan McQuaid | 1999-02 |
| 4. 16 | William DeGraaf | 1954-56 |
| 16    | John Geise      | 1969-71 |
| 16    | Joel Nies       | 1989-92 |
| 7. 15 | Roy Walters     | 1966-68 |
| 15    | Brian McAfee    | 2012-15 |
| 9. 14 | Gary Gronowski  | 1976-77 |
| 14    | Kerry Brooks    | 1987-90 |
| 14    | Steve Huber     | 1982-85 |

## LOSSES

| L     | PLAYER        | YEARS       |
|-------|---------------|-------------|
| 1. 20 | Nick Bayer    | 1997-00     |
| 2. 19 | Jared Cottle  | 1991-94     |
| 19    | Corey Pappel  | 2008-11     |
| 4. 17 | Rob Deans     | 1986-88     |
| 5. 16 | Steve Huber   | 1982-85     |
| 16    | Chris Sheehan | 1983-86     |
| 16    | Joel Nies     | 1989-92     |
| 8. 15 | Ray Ratkowski | 1962-64     |
| 15    | Jay Kobylarz  | 1979-82     |
| 15    | Rob Wilson    | 1988-91     |
| 15    | Dan Gala      | 2001, 03-05 |

## SHUTOUTS

| SHO  | PLAYER          | YEARS   |
|------|-----------------|---------|
| 1. 3 | Larry Brown     | 1983-86 |
| 3    | Dan Baysinger   | 2001-04 |
| 3. 2 | Greg Myers      | 1979-82 |
| 2    | Chris Reading   | 1987-88 |
| 2    | Joel Nies       | 1989-92 |
| 2    | Doug Petillo    | 1989-92 |
| 2    | Matthew Herrick | 1993-94 |
| 2    | Jim Hyland      | 2004-07 |
| 2    | Connor Kaufmann | 2011-14 |
| 2    | Brian McAfee    | 2012-15 |

## GAMES STARTED

| GS    | PLAYER           | YEARS   |
|-------|------------------|---------|
| 1. 38 | Joel Nies        | 1989-92 |
| 2. 34 | Corey Pappel     | 2008-11 |
| 3. 33 | Steve Huber      | 1982-85 |
| 33    | Nick Bayer       | 1997-00 |
| 5. 32 | Greg Myers       | 1979-82 |
| 32    | Brian Williamson | 1996-99 |
| 32    | Brendan McQuaid  | 1999-02 |
| 8. 31 | Kerry Brooks     | 1987-90 |
| 31    | Rocky Collis     | 2003-06 |
| 31    | Brian McAfee     | 2012-15 |

## APPEARANCES

| APP    | PLAYER           | YEARS   |
|--------|------------------|---------|
| 1. 58  | David Rochefort  | 2007-10 |
| 2. 54  | John O'Connor    | 1985-88 |
| 3. 51  | Blake Hamilton   | 2004-07 |
| 4. 45  | Steve Huber      | 1982-85 |
| 45     | Stephen Osterer  | 2006-09 |
| 6. 44  | Jim Pronti       | 1994-97 |
| 7. 43  | Eric Upton       | 2012-15 |
| 43     | Kellen Urbon     | 2012-15 |
| 43     | Colby Wyatt      | 2017-20 |
| 10. 42 | Greg Myers       | 1979-82 |
| 42     | John Osgood      | 1997-00 |
| 42     | Tad Bardenwerper | 2002-05 |
| 42     | Walker Toma      | 2005-08 |

## COMPLETE GAMES

| CG     | PLAYER           | YEARS   |
|--------|------------------|---------|
| 1. 28  | Greg Myers       | 1979-82 |
| 2. 17  | Gary Gronowski   | 1976-77 |
| 3. 16  | Jay Kobylarz     | 1979-82 |
| 4. 15  | Ray Ratkowski    | 1962-64 |
| 15     | John Nurthen     | 1977-79 |
| 6. 14  | John Jameson     | 1978-80 |
| 14     | John O'Connor    | 1985-88 |
| 14     | Kerry Brooks     | 1987-90 |
| 14     | Brendan McQuaid  | 1999-02 |
| 10. 13 | Jim Purcell      | 1965-67 |
| 13     | Joel Nies        | 1989-92 |
| 13     | Brian Williamson | 1996-99 |
| 13     | Nick Bayer       | 1997-00 |

## SAVES

| SV    | PLAYER             | YEARS          |
|-------|--------------------|----------------|
| 1. 13 | Kellen Urbon       | 2012-15        |
| 2. 11 | David Rochefort    | 2007-10        |
| 3. 9  | John Douglas       | 1995-98        |
| 9     | Peter Lannoo       | 2015-17        |
| 5. 8  | John Natoli        | 2017-20        |
| 6. 7  | David Sharfstein   | 2002-03        |
| 7. 6  | <b>Ryan Porter</b> | <b>2022-24</b> |
| 8. 5  | John O'Connor      | 1985-88        |
| 5     | Michael MacManus   | 1993-95        |
| 10. 4 | Blake Hamilton     | 2004-07        |
| 4     | Paul Balestrieri   | 2014-17        |
| 4     | Andrew Ellison     | 2018-20        |

## INNINGS PITCHED

| IP        | PLAYER          | YEARS   |
|-----------|-----------------|---------|
| 1. 256.1  | Greg Myers      | 1979-82 |
| 2. 221    | Brendan McQuaid | 1999-02 |
| 3. 213    | John O'Connor   | 1985-88 |
| 4. 204.2  | Joel Nies       | 1989-92 |
| 5. 203.2  | Steve Huber     | 1982-85 |
| 6. 202.2  | Kerry Brooks    | 1987-90 |
| 7. 202    | Nick Bayer      | 1997-00 |
| 8. 201.1  | Ray Ratkowski   | 1962-64 |
| 9. 201    | Jay Kobylarz    | 1979-82 |
| 10. 196.1 | William DeGraaf | 1954-56 |

## STRIKEOUTS

| SO      | PLAYER        | YEARS   |
|---------|---------------|---------|
| 1. 217  | Greg Myers    | 1979-82 |
| 2. 203  | Steve Hamrick | 1973-74 |
| 3. 179  | Jim Purcell   | 1965-67 |
| 4. 170  | John Nurthen  | 1977-79 |
| 5. 166  | Corey Pappel  | 2008-11 |
| 6. 163  | Joel Nies     | 1989-92 |
| 7. 158  | Ray Ratkowski | 1962-64 |
| 8. 157  | Kerry Brooks  | 1987-90 |
| 9. 156  | Rocky Collis  | 2003-06 |
| 10. 155 | John Osgood   | 1997-00 |



**Greg Myers '82 leads Cornell in all-time wins (23), complete games (28), innings pitched (256.1), and strikeouts (217).**

## STRIKEOUTS / 9 INNINGS (MIN. 100 IP)

| SO/9     | PLAYER         | YEARS       |
|----------|----------------|-------------|
| 1. 14.05 | Steve Hamrick  | 1973-74     |
| 2. 10.47 | Chris Schutt   | 2001-03     |
| 3. 9.22  | Fred Anyzeski  | 1972-73     |
| 4. 8.83  | Blake Hamilton | 2004-07     |
| 5. 8.82  | Roy Walters    | 1966-68     |
| 6. 8.82  | Jim Purcell    | 1965-67     |
| 7. 8.64  | John Nurthen   | 1977-79     |
| 8. 8.28  | Rich DeSa      | 1984, 86-87 |
| 9. 8.20  | Michael Byrne  | 2013-16     |
| 10. 8.19 | Mike Lynch     | 1963-65     |

## WALKS / 9 INNINGS (MIN. 100 IP)

| BB/9     | PLAYER          | YEARS       |
|----------|-----------------|-------------|
| 1. 1.14  | Brian McAfee    | 2012-15     |
| 2. 1.25  | Ray Ratkowski   | 1962-64     |
| 3. 1.28  | Ivan Tylawsky   | 1965-67     |
| 4. 1.30  | Brendan McQuaid | 1999-02     |
| 5. 1.94  | Tony Bertucci   | 2007-10     |
| 6. 1.97  | Dan Baysinger   | 2001-04     |
| 7. 2.19  | Dan Gala        | 2001, 03-05 |
| 8. 2.21  | Seth Urbon      | 2018-20     |
| 9. 2.26  | Tom MacLeod     | 1969-70     |
| 10. 2.62 | Richard Parker  | 1952-53     |

## HITS ALLOWED

| HITS    | PLAYER          | YEARS       |
|---------|-----------------|-------------|
| 1. 267  | Nick Bayer      | 1997-00     |
| 2. 256  | Brendan McQuaid | 1999-02     |
| 3. 244  | John O'Connor   | 1985-88     |
| 4. 242  | Steve Huber     | 1982-85     |
| 5. 230  | Dan Gala        | 2001, 03-05 |
| 6. 228  | Jay Kobylarz    | 1979-82     |
| 7. 215  | Gary DiGiuseppe | 1983-86     |
| 215     | Kerry Brooks    | 1987-90     |
| 9. 211  | Taylor Wood     | 2008-11     |
| 10. 209 | Joel Nies       | 1989-92     |

## WALKS ISSUED

| BB     | PLAYER           | YEARS          |
|--------|------------------|----------------|
| 1. 124 | John Osgood      | 1997-00        |
| 2. 118 | Jared Cottle     | 1991-94        |
| 3. 107 | Greg Myers       | 1979-82        |
| 107    | Rich DeSa        | 1984, 86-87    |
| 5. 106 | Mike Murphy      | 1976-79        |
| 106    | Corey Pappel     | 2008-11        |
| 7. 103 | Jay Kobylarz     | 1979-82        |
| 8. 102 | Rob Wilson       | 1988-91        |
| 9. 94  | John O'Connor    | 1985-88        |
| 94     | Kerry Brooks     | 1987-90        |
| 12. 91 | <b>Von Baker</b> | <b>2021-24</b> |

## BATTING AVERAGE (MIN. 100 IP)

| BAA      | PLAYER           | YEARS   |
|----------|------------------|---------|
| 1. .224  | Chris Schutt     | 2001-03 |
| 2. .238  | Michael Byrne    | 2013-16 |
| 3. .243  | Brian McAfee     | 2012-15 |
| 4. .252  | David Rochefort  | 2007-10 |
| 5. .253  | Connor Kaufmann  | 2011-14 |
| 6. .253  | Spencer Edwards  | 2020-23 |
| 7. .260  | John Osgood      | 1997-00 |
| 8. .264  | Paul Balestrieri | 2014-17 |
| 9. .267  | Corey Pappel     | 2008-11 |
| 10. .268 | Alan Toppen      | 1995-97 |

**Bolded red text denotes active player**

2024 GAME-BY-GAME BATTING STATISTICS

| DATE | OPPONENT         | AB   | R   | H   | RBI | 2B | 3B | HR | TB  | BB  | IBB | SB | CS | HBP | SAC | SF | GDP | SO  | PO  | A   | E  | LOB | AVG  | OBP  | SLG  | OPS  |
|------|------------------|------|-----|-----|-----|----|----|----|-----|-----|-----|----|----|-----|-----|----|-----|-----|-----|-----|----|-----|------|------|------|------|
| 2/23 | at Georgia Tech  | 33   | 6   | 8   | 4   | 2  | 0  | 0  | 10  | 10  | 0   | 1  | 1  | 0   | 1   | 0  | 0   | 11  | 24  | 8   | 3  | 11  | .242 | .419 | .303 | .722 |
| 2/24 | at Georgia Tech  | 34   | 2   | 9   | 2   | 1  | 0  | 1  | 13  | 2   | 0   | 0  | 0  | 2   | 0   | 0  | 1   | 14  | 24  | 7   | 1  | 8   | .254 | .383 | .343 | .726 |
| 2/25 | at Georgia Tech  | 38   | 11  | 11  | 7   | 3  | 0  | 1  | 17  | 2   | 1   | 0  | 1  | 2   | 1   | 1  | 0   | 14  | 27  | 14  | 1  | 6   | .267 | .371 | .381 | .752 |
| 3/1  | at James Madison | 32   | 1   | 6   | 1   | 1  | 0  | 0  | 7   | 2   | 0   | 0  | 0  | 1   | 0   | 0  | 0   | 6   | 24  | 13  | 1  | 7   | .248 | .346 | .343 | .689 |
| 3/2  | at James Madison | 35   | 5   | 8   | 5   | 2  | 1  | 0  | 12  | 1   | 0   | 1  | 0  | 1   | 0   | 0  | 0   | 12  | 24  | 8   | 0  | 5   | .244 | .332 | .343 | .675 |
| 3/3  | at James Madison | 31   | 5   | 6   | 5   | 2  | 1  | 1  | 13  | 4   | 0   | 1  | 0  | 1   | 0   | 0  | 1   | 9   | 24  | 7   | 1  | 4   | .236 | .328 | .355 | .68  |
| 3/10 | at Georgetown    | 34   | 6   | 8   | 5   | 2  | 0  | 0  | 10  | 6   | 0   | 0  | 2  | 2   | 0   | 0  | 2   | 6   | 24  | 5   | 2  | 9   | .236 | .336 | .346 | .682 |
| 3/10 | at Georgetown    | 28   | 0   | 4   | 0   | 0  | 0  | 0  | 4   | 2   | 0   | 1  | 0  | 0   | 0   | 0  | 4   | 8   | 24  | 10  | 1  | 3   | .226 | .322 | .325 | .647 |
| 3/15 | at Richmond      | 37   | 4   | 10  | 4   | 2  | 0  | 1  | 15  | 5   | 0   | 0  | 1  | 1   | 0   | 0  | 0   | 9   | 24  | 5   | 1  | 12  | .232 | .329 | .334 | .663 |
| 3/16 | at Richmond      | 38   | 9   | 15  | 9   | 2  | 0  | 4  | 29  | 3   | 0   | 2  | 0  | 2   | 2   | 0  | 1   | 9   | 27  | 16  | 2  | 9   | .250 | .344 | .382 | .726 |
| 3/17 | at Richmond      | 37   | 4   | 10  | 4   | 0  | 1  | 1  | 15  | 2   | 0   | 1  | 0  | 4   | 0   | 0  | 1   | 7   | 24  | 7   | 1  | 12  | .252 | .346 | .385 | .731 |
| 3/22 | at Princeton     | 35   | 3   | 9   | 2   | 1  | 0  | 1  | 13  | 3   | 0   | 1  | 1  | 1   | 1   | 0  | 1   | 5   | 29  | 8   | 0  | 7   | .252 | .345 | .383 | .729 |
| 3/22 | at Princeton     | 35   | 3   | 9   | 3   | 0  | 0  | 1  | 12  | 4   | 0   | 0  | 0  | 0   | 1   | 0  | 0   | 7   | 24  | 4   | 0  | 9   | .253 | .344 | .380 | .725 |
| 3/24 | at Princeton     | 44   | 15  | 15  | 14  | 4  | 0  | 2  | 25  | 4   | 0   | 0  | 1  | 2   | 0   | 0  | 0   | 7   | 27  | 12  | 0  | 8   | .261 | .351 | .397 | .748 |
| 3/30 | DARTMOUTH        | 32   | 7   | 7   | 6   | 1  | 0  | 1  | 11  | 2   | 0   | 4  | 0  | 3   | 1   | 0  | 0   | 5   | 27  | 10  | 1  | 7   | .258 | .349 | .394 | .743 |
| 3/30 | DARTMOUTH        | 40   | 17  | 16  | 17  | 1  | 0  | 7  | 38  | 3   | 0   | 1  | 0  | 3   | 0   | 0  | 1   | 11  | 27  | 9   | 1  | 5   | .268 | .359 | .433 | .792 |
| 3/31 | DARTMOUTH        | 36   | 11  | 13  | 10  | 3  | 1  | 1  | 21  | 4   | 0   | 2  | 1  | 1   | 0   | 0  | 1   | 7   | 27  | 14  | 0  | 6   | .274 | .364 | .442 | .806 |
| 4/6  | HARVARD          | 30   | 5   | 6   | 5   | 1  | 0  | 2  | 13  | 3   | 0   | 1  | 0  | 2   | 1   | 1  | 0   | 5   | 27  | 10  | 0  | 8   | .270 | .361 | .442 | .803 |
| 4/7  | HARVARD          | 38   | 6   | 15  | 6   | 1  | 0  | 1  | 19  | 2   | 0   | 0  | 1  | 0   | 1   | 1  | 1   | 8   | 27  | 13  | 3  | 9   | .277 | .364 | .445 | .809 |
| 4/7  | HARVARD          | 32   | 6   | 8   | 6   | 1  | 0  | 2  | 15  | 1   | 0   | 0  | 0  | 2   | 1   | 0  | 0   | 14  | 27  | 12  | 1  | 6   | .276 | .361 | .446 | .808 |
| 4/13 | at Penn          | 35   | 5   | 10  | 5   | 1  | 0  | 0  | 11  | 4   | 0   | 1  | 0  | 2   | 1   | 0  | 1   | 11  | 24  | 10  | 0  | 10  | .277 | .363 | .440 | .803 |
| 4/13 | at Penn          | 41   | 18  | 14  | 17  | 0  | 1  | 2  | 22  | 8   | 0   | 3  | 0  | 2   | 0   | 2  | 0   | 15  | 27  | 13  | 0  | 8   | .280 | .368 | .445 | .813 |
| 4/14 | at Penn          | 40   | 11  | 14  | 10  | 1  | 0  | 1  | 18  | 4   | 0   | 2  | 1  | 2   | 0   | 0  | 0   | 8   | 27  | 12  | 1  | 8   | .283 | .371 | .445 | .817 |
| 4/16 | at Binghamton    | 36   | 9   | 10  | 6   | 0  | 0  | 2  | 16  | 8   | 0   | 4  | 0  | 0   | 0   | 0  | 2   | 6   | 27  | 7   | 0  | 8   | .283 | .373 | .445 | .818 |
| 4/20 | YALE             | 42   | 10  | 13  | 10  | 4  | 0  | 1  | 20  | 3   | 0   | 0  | 0  | 1   | 0   | 0  | 0   | 10  | 30  | 11  | 2  | 6   | .284 | .373 | .447 | .820 |
| 4/20 | YALE             | 37   | 8   | 12  | 8   | 1  | 0  | 2  | 19  | 3   | 2   | 1  | 0  | 2   | 0   | 0  | 0   | 8   | 27  | 7   | 0  | 10  | .286 | .374 | .449 | .824 |
| 4/21 | YALE             | 34   | 3   | 9   | 3   | 2  | 0  | 1  | 14  | 2   | 0   | 1  | 1  | 1   | 0   | 0  | 1   | 10  | 27  | 10  | 0  | 7   | .285 | .373 | .448 | .821 |
| 4/27 | COLUMBIA         | 37   | 11  | 12  | 10  | 2  | 0  | 4  | 26  | 2   | 0   | 0  | 2  | 2   | 0   | 0  | 1   | 9   | 27  | 11  | 2  | 3   | .287 | .373 | .458 | .831 |
| 4/27 | COLUMBIA         | 32   | 2   | 7   | 2   | 1  | 0  | 0  | 8   | 5   | 0   | 1  | 0  | 3   | 0   | 0  | 0   | 11  | 27  | 3   | 0  | 11  | .285 | .373 | .451 | .824 |
| 4/28 | COLUMBIA         | 29   | 0   | 2   | 0   | 0  | 0  | 0  | 2   | 1   | 0   | 0  | 0  | 1   | 0   | 0  | 0   | 13  | 27  | 9   | 1  | 4   | .279 | .367 | .441 | .808 |
| 5/1  | at Binghamton    |      |     |     |     |    |    |    |     |     |     |    |    |     |     |    |     |     |     |     |    |     |      |      |      |      |
| 5/4  | at Brown         |      |     |     |     |    |    |    |     |     |     |    |    |     |     |    |     |     |     |     |    |     |      |      |      |      |
| 5/4  | at Brown         |      |     |     |     |    |    |    |     |     |     |    |    |     |     |    |     |     |     |     |    |     |      |      |      |      |
| 5/5  | at Brown         |      |     |     |     |    |    |    |     |     |     |    |    |     |     |    |     |     |     |     |    |     |      |      |      |      |
|      | TOTALS           | 1062 | 203 | 296 | 186 | 42 | 5  | 40 | 468 | 105 | 3   | 29 | 13 | 46  | 11  | 5  | 19  | 275 | 782 | 285 | 26 | 226 | .279 | .367 | .441 | .808 |

2024 GAME-BY-GAME PITCHING STATISTICS

| DATE | OPPONENT         | IP    | H   | R   | ER  | BB  | SO  | 2B | 3B | HR | WP | BK | HBP | DP | IBB | SCORE   | W  | L  | SV | ERA   | WHIP | BB/9  | SO/9 |
|------|------------------|-------|-----|-----|-----|-----|-----|----|----|----|----|----|-----|----|-----|---------|----|----|----|-------|------|-------|------|
| 2/23 | at Georgia Tech  | 8.0   | 11  | 9   | 5   | 10  | 8   | 3  | 1  | 2  | 2  | 0  | 0   | 0  | 0   | 6-9     | 0  | 1  | 0  | 5.63  | 2.63 | 11.25 | 9.00 |
| 2/24 | at Georgia Tech  | 8.0   | 12  | 12  | 12  | 9   | 8   | 6  | 0  | 4  | 2  | 0  | 3   | 1  | 0   | 2-12    | 0  | 2  | 0  | 9.56  | 2.63 | 10.69 | 9.00 |
| 2/25 | at Georgia Tech  | 9.0   | 7   | 4   | 4   | 5   | 3   | 1  | 0  | 2  | 1  | 0  | 1   | 3  | 0   | 11-4    | 1  | 2  | 1  | 7.56  | 2.16 | 8.64  | 6.84 |
| 3/1  | at James Madison | 8.0   | 8   | 5   | 5   | 2   | 4   | 1  | 0  | 2  | 0  | 0  | 0   | 1  | 0   | 1-5     | 1  | 3  | 1  | 7.09  | 1.94 | 7.09  | 6.27 |
| 3/2  | at James Madison | 8.0   | 10  | 8   | 8   | 7   | 3   | 2  | 1  | 0  | 1  | 0  | 2   | 0  | 0   | 5-8     | 1  | 4  | 1  | 7.46  | 1.98 | 7.24  | 5.71 |
| 3/3  | at James Madison | 8.0   | 7   | 7   | 7   | 6   | 4   | 0  | 0  | 2  | 1  | 0  | 1   | 0  | 0   | 5-7     | 1  | 5  | 1  | 7.53  | 1.92 | 7.16  | 5.51 |
| 3/10 | at Georgetown    | 8.0   | 20  | 24  | 21  | 16  | 6   | 4  | 2  | 1  | 1  | 0  | 1   | 0  | 0   | 6-24    | 1  | 6  | 1  | 9.79  | 2.28 | 8.68  | 5.68 |
| 3/10 | at Georgetown    | 8.0   | 18  | 20  | 18  | 10  | 10  | 2  | 1  | 2  | 3  | 0  | 3   | 0  | 0   | 0-20    | 1  | 7  | 1  | 11.08 | 2.43 | 9.00  | 6.37 |
| 3/15 | at Richmond      | 8.0   | 9   | 8   | 7   | 6   | 10  | 0  | 0  | 1  | 2  | 0  | 0   | 0  | 0   | 4-8     | 1  | 8  | 1  | 10.73 | 2.37 | 8.75  | 6.90 |
| 3/16 | at Richmond      | 9.0   | 9   | 3   | 3   | 1   | 6   | 2  | 1  | 2  | 0  | 0  | 2   | 2  | 0   | 9-3     | 2  | 8  | 1  | 9.88  | 2.23 | 7.90  | 6.80 |
| 3/17 | at Richmond      | 8.0   | 9   | 8   | 6   | 6   | 4   | 4  | 0  | 1  | 3  | 1  | 2   | 1  | 0   | 4-8     | 2  | 9  | 1  | 9.60  | 2.20 | 7.80  | 6.60 |
| 3/22 | at Princeton     | 9.2   | 4   | 4   | 4   | 3   | 10  | 0  | 0  | 1  | 0  | 0  | 2   | 0  | 0   | 3-4     | 2  | 10 | 1  | 9.03  | 2.06 | 7.31  | 6.86 |
| 3/22 | at Princeton     | 8.0   | 6   | 4   | 4   | 4   | 13  | 2  | 0  | 1  | 1  | 1  | 0   | 0  | 0   | 3-4     | 2  | 11 | 1  | 8.69  | 2.00 | 7.11  | 7.44 |
| 3/24 | at Princeton     | 9.0   | 5   | 2   | 2   | 4   | 6   | 2  | 0  | 1  | 0  | 0  | 1   | 1  | 0   | 15-2    | 3  | 11 | 1  | 8.18  | 1.92 | 6.87  | 7.33 |
| 3/30 | DARTMOUTH        | 9.0   | 10  | 5   | 5   | 7   | 6   | 1  | 0  | 0  | 2  | 0  | 0   | 2  | 0   | 7-5     | 4  | 11 | 2  | 7.95  | 1.92 | 6.88  | 7.23 |
| 3/30 | DARTMOUTH        | 9.0   | 11  | 2   | 2   | 6   | 5   | 2  | 0  | 0  | 1  | 1  | 0   | 1  | 0   | 17-2    | 5  | 11 | 2  | 7.55  | 1.92 | 6.82  | 7.08 |
| 3/31 | DARTMOUTH        | 9.0   | 6   | 4   | 4   | 5   | 6   | 1  | 0  | 0  | 1  | 0  | 1   | 1  | 0   | 11-4    | 6  | 11 | 2  | 7.33  | 1.87 | 6.70  | 7.02 |
| 4/6  | HARVARD          | 9.0   | 5   | 4   | 4   | 2   | 6   | 2  | 0  | 0  | 0  | 0  | 2   | 2  | 0   | 5-4     | 7  | 11 | 2  | 7.13  | 1.81 | 6.43  | 6.96 |
| 4/7  | HARVARD          | 9.0   | 15  | 14  | 11  | 4   | 8   | 4  | 0  | 0  | 1  | 1  | 2   | 0  | 0   | 6-14    | 7  | 12 | 2  | 7.35  | 1.82 | 6.29  | 7.01 |
| 4/7  | HARVARD          | 9.0   | 10  | 5   | 4   | 3   | 7   | 1  | 0  | 0  | 1  | 0  | 1   | 1  | 0   | 6-5     | 8  | 12 | 2  | 7.17  | 1.80 | 6.12  | 7.01 |
| 4/13 | at Penn          | 8.0   | 11  | 6   | 6   | 5   | 3   | 2  | 0  | 1  | 0  | 0  | 0   | 1  | 0   | 5-6     | 8  | 13 | 2  | 7.15  | 1.81 | 6.10  | 6.85 |
| 4/13 | at Penn          | 9.0   | 11  | 11  | 11  | 9   | 3   | 4  | 0  | 1  | 1  | 0  | 2   | 0  | 0   | 18-11   | 9  | 13 | 2  | 7.34  | 1.83 | 6.23  | 6.67 |
| 4/14 | at Penn          | 9.0   | 8   | 9   | 9   | 7   | 4   | 2  | 0  | 0  | 1  | 0  | 2   | 1  | 0   | 11-9    | 10 | 13 | 2  | 7.41  | 1.83 | 6.27  | 6.54 |
| 4/16 | at Binghamton    | 9.0   | 6   | 7   | 7   | 12  | 12  | 3  | 0  | 0  | 0  | 0  | 1   | 2  | 0   | 9-7     | 11 | 13 | 2  | 7.40  | 1.83 | 6.52  | 6.78 |
| 4/20 | YALE             | 10.0  | 11  | 9   | 8   | 6   | 11  | 1  | 1  | 1  | 0  | 0  | 1   | 0  | 0   | 10-9    | 12 | 13 | 2  | 7.39  | 1.83 | 6.47  | 6.93 |
| 4/20 | YALE             | 9.0   | 6   | 2   | 2   | 1   | 9   | 1  | 0  | 0  | 0  | 0  | 2   | 1  | 0   | 8-2     | 13 | 13 | 3  | 7.17  | 1.78 | 6.25  | 7.01 |
| 4/21 | YALE             | 9.0   | 10  | 6   | 6   | 3   | 3   | 1  | 1  | 0  | 1  | 0  | 2   | 1  | 0   | 3-6     | 13 | 14 | 3  | 7.13  | 1.77 | 6.12  | 6.86 |
| 4/27 | COLUMBIA         | 9.0   | 18  | 14  | 11  | 5   | 8   | 4  | 0  | 5  | 1  | 0  | 4   | 1  | 0   | 11-14   | 13 | 15 | 3  | 7.27  | 1.80 | 6.08  | 6.90 |
| 4/27 | COLUMBIA         | 9.0   | 16  | 14  | 13  | 7   | 11  | 0  | 0  | 3  | 2  | 0  | 4   | 0  | 0   | 2-14    | 13 | 16 | 3  | 7.47  | 1.83 | 6.12  | 7.05 |
| 4/28 | COLUMBIA         | 9.0   | 14  | 13  | 12  | 5   | 8   | 5  | 0  | 4  | 2  | 0  | 3   | 0  | 0   | 0-13    | 13 | 17 | 3  | 7.63  | 1.84 | 6.08  | 7.08 |
| 5/1  | at Binghamton    |       |     |     |     |     |     |    |    |    |    |    |     |    |     |         |    |    |    |       |      |       |      |
| 5/4  | at Brown         |       |     |     |     |     |     |    |    |    |    |    |     |    |     |         |    |    |    |       |      |       |      |
| 5/4  | at Brown         |       |     |     |     |     |     |    |    |    |    |    |     |    |     |         |    |    |    |       |      |       |      |
| 5/5  | at Brown         |       |     |     |     |     |     |    |    |    |    |    |     |    |     |         |    |    |    |       |      |       |      |
|      | TOTALS           | 260.2 | 303 | 243 | 221 | 176 | 205 | 63 | 8  | 37 | 31 | 4  | 45  | 23 | 0   | 203-243 | 13 | 17 | 3  | 7.63  | 1.84 | 6.08  | 7.08 |



2024 CORNELL OVERALL STATISTICS

Overall 13-17 Home 7-5 Away 6-12 Neutral 0-0 Ivy League 10-8

BATTING STATISTICS

| #         | PLAYER          | AVG  | GP | GS | AB   | R   | H   | 2B | 3B | HR | RBI | TB  | SLG% | BB  | HBP | SO  | GDP | OB%  | SF | SH | SB | ATT |
|-----------|-----------------|------|----|----|------|-----|-----|----|----|----|-----|-----|------|-----|-----|-----|-----|------|----|----|----|-----|
| 1         | John Quinlan    | .394 | 25 | 25 | 109  | 30  | 43  | 6  | 1  | 5  | 15  | 66  | .606 | 10  | 3   | 13  | 1   | .459 | 0  | 1  | 9  | 11  |
| 7         | Max Jensen      | .342 | 29 | 29 | 114  | 24  | 39  | 6  | 2  | 4  | 24  | 61  | .535 | 15  | 6   | 10  | 2   | .444 | 0  | 1  | 3  | 3   |
| 4         | Caden Wildman   | .298 | 30 | 30 | 121  | 23  | 36  | 4  | 0  | 4  | 20  | 52  | .430 | 8   | 6   | 32  | 3   | .370 | 0  | 1  | 5  | 6   |
| 40        | Nathan Waugh    | .259 | 30 | 30 | 112  | 30  | 29  | 5  | 0  | 6  | 28  | 52  | .464 | 23  | 3   | 42  | 2   | .393 | 2  | 0  | 0  | 0   |
| 22        | Jakobi Davis    | .256 | 27 | 27 | 90   | 20  | 23  | 3  | 1  | 3  | 11  | 37  | .411 | 12  | 3   | 41  | 0   | .362 | 0  | 2  | 3  | 5   |
| 2         | Matt Barnhorst  | .233 | 27 | 27 | 103  | 15  | 24  | 4  | 0  | 6  | 20  | 46  | .447 | 6   | 1   | 34  | 2   | .282 | 0  | 3  | 3  | 7   |
| 19        | Mark Quatrani   | .312 | 22 | 21 | 77   | 14  | 24  | 2  | 1  | 8  | 30  | 52  | .675 | 8   | 8   | 13  | 4   | .430 | 0  | 0  | 1  | 1   |
| 23        | Braden Mack     | .290 | 19 | 16 | 62   | 11  | 18  | 3  | 0  | 1  | 16  | 24  | .387 | 0   | 4   | 14  | 2   | .328 | 1  | 1  | 0  | 2   |
| 15        | Owen Carlson    | .276 | 14 | 5  | 29   | 3   | 8   | 1  | 0  | 0  | 1   | 9   | .310 | 3   | 0   | 7   | 1   | .344 | 0  | 0  | 1  | 1   |
| 6         | Kyle Musser     | .250 | 8  | 2  | 16   | 5   | 4   | 0  | 0  | 1  | 3   | 7   | .438 | 2   | 1   | 3   | 1   | .368 | 0  | 0  | 0  | 0   |
| 8         | Luke Johnson    | .229 | 22 | 16 | 70   | 12  | 16  | 3  | 0  | 0  | 2   | 19  | .271 | 4   | 4   | 18  | 0   | .308 | 0  | 0  | 1  | 1   |
| 18        | TJ Swidorski    | .222 | 15 | 15 | 54   | 6   | 12  | 2  | 0  | 0  | 6   | 14  | .259 | 4   | 4   | 19  | 0   | .313 | 2  | 1  | 2  | 3   |
| 20        | Kevin Hager     | .211 | 17 | 15 | 57   | 6   | 12  | 1  | 0  | 2  | 6   | 19  | .333 | 4   | 2   | 15  | 0   | .286 | 0  | 1  | 1  | 1   |
| 12        | Ryan Porter     | .185 | 16 | 7  | 27   | 4   | 5   | 1  | 0  | 0  | 3   | 6   | .222 | 4   | 0   | 9   | 1   | .290 | 0  | 0  | 0  | 1   |
| 30        | William Jaun    | .158 | 13 | 10 | 19   | 0   | 3   | 1  | 0  | 0  | 1   | 4   | .211 | 2   | 0   | 4   | 0   | .238 | 0  | 0  | 0  | 0   |
| 25        | Beck Urofsky    | .000 | 2  | 0  | 1    | 0   | 0   | 0  | 0  | 0  | 0   | 0   | .000 | 0   | 0   | 1   | 0   | .000 | 0  | 0  | 0  | 0   |
| 37        | Huxley Holcombe | .000 | 13 | 2  | 1    | 0   | 0   | 0  | 0  | 0  | 0   | 0   | .000 | 0   | 1   | 0   | 0   | .500 | 0  | 0  | 0  | 0   |
| TOTALS    |                 | .279 | 30 |    | 1062 | 203 | 296 | 42 | 5  | 40 | 186 | 468 | .441 | 105 | 46  | 275 | 19  | .367 | 5  | 11 | 29 | 42  |
| OPPONENTS |                 | .294 | 30 |    | 1033 | 243 | 304 | 63 | 8  | 37 | 229 | 494 | .478 | 176 | 45  | 205 | 18  | .413 | 16 | 12 | 46 | 53  |

PITCHING STATISTICS

| #         | PLAYER              | ERA   | W  | L  | APP | GS | CG | SHO | SV    | IP   | H   | R   | ER  | BB  | SO | 2B | 3B | HR   | AB   | AVG  | WP | HBP | BK | SFA | SHA |
|-----------|---------------------|-------|----|----|-----|----|----|-----|-------|------|-----|-----|-----|-----|----|----|----|------|------|------|----|-----|----|-----|-----|
| 16        | Noah Keller         | 5.80  | 1  | 4  | 10  | 6  | 0  | 0/0 | 0     | 35.2 | 48  | 35  | 23  | 24  | 34 | 12 | 0  | 3    | 150  | .320 | 0  | 4   | 1  | 1   | 1   |
| 13        | Ethan Hamill        | 6.08  | 2  | 3  | 10  | 7  | 0  | 0/0 | 1     | 47.1 | 53  | 38  | 32  | 20  | 24 | 8  | 2  | 7    | 187  | .283 | 4  | 8   | 1  | 2   | 2   |
| 37        | Huxley Holcombe     | 7.64  | 2  | 2  | 10  | 2  | 0  | 0/0 | 0     | 33.0 | 38  | 29  | 28  | 21  | 19 | 10 | 1  | 8    | 129  | .295 | 4  | 3   | 0  | 2   | 4   |
| 32        | Carson Mayfield     | 8.55  | 2  | 2  | 8   | 8  | 0  | 0/0 | 0     | 33.2 | 41  | 32  | 32  | 13  | 27 | 5  | 2  | 5    | 137  | .299 | 3  | 4   | 0  | 0   | 1   |
| 3         | Chris Ellison       | 1.42  | 3  | 0  | 11  | 0  | 0  | 0/0 | 0     | 12.2 | 5   | 3   | 2   | 7   | 10 | 1  | 0  | 0    | 40   | .125 | 1  | 2   | 0  | 2   | 1   |
| 12        | Ryan Porter         | 6.48  | 0  | 1  | 9   | 0  | 0  | 0/0 | 2     | 16.2 | 22  | 12  | 12  | 9   | 13 | 4  | 0  | 1    | 66   | .333 | 3  | 2   | 1  | 1   | 0   |
| 33        | Von Baker           | 7.83  | 1  | 0  | 10  | 1  | 0  | 0/0 | 0     | 23.0 | 22  | 20  | 20  | 17  | 17 | 5  | 1  | 4    | 87   | .253 | 3  | 7   | 0  | 3   | 0   |
| 36        | Nathaniel Jennewein | 9.56  | 0  | 1  | 10  | 1  | 0  | 0/0 | 0     | 16.0 | 18  | 17  | 17  | 15  | 20 | 3  | 1  | 2    | 64   | .281 | 3  | 4   | 0  | 1   | 0   |
| 28        | Max Foster          | 9.64  | 0  | 0  | 6   | 0  | 0  | 0/0 | 0     | 4.2  | 9   | 5   | 5   | 9   | 6  | 3  | 1  | 2    | 22   | .409 | 1  | 0   | 0  | 0   | 0   |
| 9         | Story Kimura        | 10.13 | 1  | 0  | 7   | 0  | 0  | 0/0 | 0     | 8.0  | 13  | 10  | 9   | 7   | 7  | 3  | 0  | 2    | 33   | .394 | 3  | 2   | 0  | 2   | 0   |
| 30        | William Jaun        | 10.50 | 1  | 4  | 8   | 5  | 0  | 0/0 | 0     | 24.0 | 24  | 29  | 28  | 24  | 19 | 2  | 0  | 3    | 89   | .270 | 5  | 5   | 0  | 2   | 3   |
| 21        | John Gerfen         | 11.25 | 0  | 0  | 4   | 0  | 0  | 0/0 | 0     | 4.0  | 7   | 5   | 5   | 2   | 6  | 3  | 0  | 0    | 20   | .350 | 0  | 0   | 1  | 0   | 0   |
| 25        | Beck Urofsky        | 13.50 | 0  | 0  | 1   | 0  | 0  | 0/0 | 0     | 0.2  | 2   | 1   | 1   | 1   | 1  | 2  | 0  | 0    | 4    | .500 | 1  | 1   | 0  | 0   | 0   |
| 17        | William Stephens    | 36.00 | 0  | 0  | 3   | 0  | 0  | 0/0 | 0     | 1.0  | 2   | 4   | 4   | 4   | 1  | 2  | 0  | 0    | 4    | .500 | 0  | 3   | 0  | 0   | 0   |
| 26        | Tom Clancy          | 81.00 | 0  | 0  | 1   | 0  | 0  | 0/0 | 0     | 0.1  | 0   | 3   | 3   | 3   | 1  | 0  | 0  | 0    | 1    | .000 | 0  | 0   | 0  | 0   | 0   |
| TOTALS    |                     | 7.63  | 13 | 17 | 30  | 0  | 0  | 3   | 260.2 | 304  | 243 | 221 | 176 | 205 | 63 | 8  | 37 | 1033 | .294 | 31   | 45 | 4   | 16 | 12  |     |
| OPPONENTS |                     | 5.56  | 17 | 13 | 30  | 0  | 2  | 8   | 265.2 | 296  | 203 | 164 | 105 | 275 | 42 | 5  | 40 | 1062 | .279 | 24   | 46 | 1   | 5  | 11  |     |

2024 CORNELL IVY LEAGUE STATISTICS

Overall13-17

Home7-5

Away6-12

Neutral0-0

Ivy League10-8

BATTING STATISTICS

| #         | PLAYER          | AVG  | GP | GS | AB  | R   | H   | 2B | 3B | HR | RBI | TB  | SLG% | BB | HBP | SO  | GDP | OB%   | SF | SH | SB | ATT |
|-----------|-----------------|------|----|----|-----|-----|-----|----|----|----|-----|-----|------|----|-----|-----|-----|-------|----|----|----|-----|
| 1         | John Quinlan    | .434 | 18 | 18 | 83  | 25  | 36  | 5  | 1  | 3  | 12  | 52  | .627 | 7  | 2   | 9   | 0   | .489  | 0  | 1  | 6  | 8   |
| 7         | Max Jensen      | .372 | 18 | 18 | 78  | 15  | 29  | 4  | 1  | 3  | 21  | 44  | .564 | 7  | 3   | 7   | 0   | .443  | 0  | 0  | 1  | 1   |
| 4         | Caden Wildman   | .320 | 18 | 18 | 75  | 16  | 24  | 2  | 0  | 3  | 18  | 35  | .467 | 3  | 4   | 21  | 1   | .378  | 0  | 0  | 3  | 3   |
| 19        | Mark Quatrani   | .317 | 16 | 16 | 60  | 12  | 19  | 2  | 0  | 7  | 26  | 42  | .700 | 5  | 8   | 7   | 2   | .438  | 0  | 0  | 1  | 1   |
| 22        | Jakobi Davis    | .283 | 18 | 18 | 60  | 15  | 17  | 2  | 0  | 3  | 8   | 28  | .467 | 9  | 1   | 24  | 0   | .386  | 0  | 1  | 3  | 4   |
| 23        | Braden Mack     | .275 | 11 | 11 | 40  | 7   | 11  | 2  | 0  | 1  | 14  | 16  | .400 | 0  | 1   | 13  | 2   | .286  | 1  | 1  | 0  | 1   |
| 20        | Kevin Hager     | .273 | 9  | 9  | 33  | 5   | 9   | 0  | 0  | 2  | 4   | 15  | .455 | 2  | 1   | 11  | 0   | .333  | 0  | 1  | 0  | 0   |
| 8         | Luke Johnson    | .273 | 13 | 8  | 33  | 8   | 9   | 1  | 0  | 0  | 0   | 10  | .303 | 4  | 2   | 8   | 0   | .385  | 0  | 0  | 0  | 0   |
| 6         | Kyle Musser     | .273 | 7  | 1  | 11  | 4   | 3   | 0  | 0  | 0  | 0   | 3   | .273 | 2  | 1   | 2   | 1   | .429  | 0  | 0  | 0  | 0   |
| 40        | Nathan Waugh    | .212 | 18 | 18 | 66  | 20  | 14  | 4  | 0  | 3  | 17  | 27  | .409 | 15 | 3   | 26  | 0   | .372  | 2  | 0  | 0  | 0   |
| 18        | TJ Swidorski    | .200 | 9  | 9  | 35  | 5   | 7   | 0  | 0  | 0  | 3   | 7   | .200 | 2  | 2   | 11  | 0   | .275  | 1  | 0  | 2  | 3   |
| 2         | Matt Barnhorst  | .176 | 18 | 18 | 68  | 9   | 12  | 3  | 0  | 4  | 11  | 27  | .397 | 2  | 1   | 23  | 1   | .211  | 0  | 3  | 2  | 5   |
| 15        | Owen Carlson    | .167 | 6  | 0  | 6   | 0   | 1   | 0  | 0  | 0  | 0   | 1   | .167 | 0  | 0   | 1   | 0   | .167  | 0  | 0  | 0  | 0   |
| 12        | Ryan Porter     | .000 | 8  | 0  | 1   | 0   | 0   | 0  | 0  | 0  | 0   | 0   | .000 | 0  | 0   | 1   | 0   | .000  | 0  | 0  | 0  | 0   |
| 37        | Huxley Holcombe | .000 | 7  | 1  | 0   | 0   | 0   | 0  | 0  | 0  | 0   | 0   | .000 | 0  | 1   | 0   | 0   | 1.000 | 0  | 0  | 0  | 0   |
| TOTALS    |                 | .294 | 18 |    | 649 | 141 | 191 | 25 | 2  | 29 | 134 | 307 | .473 | 58 | 30  | 164 | 7   | .377  | 4  | 7  | 18 | 26  |
| OPPONENTS |                 | .283 | 18 |    | 625 | 128 | 177 | 35 | 2  | 18 | 120 | 270 | .432 | 86 | 29  | 127 | 9   | .388  | 12 | 7  | 20 | 24  |

PITCHING STATISTICS

| #         | PLAYER              | ERA   | W  | L  | APP | GS | CG | SHO | SV    | IP   | H   | R   | ER | BB  | SO | 2B | 3B | HR  | AB   | AVG   | WP | HBP | BK | SFA | SHA |
|-----------|---------------------|-------|----|----|-----|----|----|-----|-------|------|-----|-----|----|-----|----|----|----|-----|------|-------|----|-----|----|-----|-----|
| 3         | Chris Ellison       | 0.00  | 3  | 0  | 8   | 0  | 0  | 0/0 | 0     | 10.1 | 2   | 0   | 0  | 5   | 6  | 1  | 0  | 0   | 30   | .067  | 1  | 2   | 0  | 2   | 0   |
| 21        | John Gerfen         | 3.86  | 0  | 0  | 3   | 0  | 0  | 0/0 | 0     | 2.1  | 3   | 1   | 1  | 0   | 3  | 1  | 0  | 0   | 11   | .273  | 0  | 0   | 1  | 0   | 0   |
| 33        | Von Baker           | 5.40  | 1  | 0  | 6   | 0  | 0  | 0/0 | 0     | 15.0 | 13  | 9   | 9  | 8   | 12 | 1  | 1  | 3   | 56   | .232  | 2  | 5   | 0  | 2   | 0   |
| 13        | Ethan Hamill        | 5.56  | 2  | 2  | 6   | 6  | 0  | 0/0 | 0     | 34.0 | 36  | 23  | 21 | 13  | 17 | 6  | 1  | 2   | 130  | .277  | 1  | 5   | 0  | 2   | 2   |
| 16        | Noah Keller         | 5.60  | 1  | 3  | 6   | 6  | 0  | 0/0 | 0     | 27.1 | 37  | 22  | 17 | 12  | 25 | 9  | 0  | 3   | 114  | .325  | 0  | 4   | 1  | 1   | 1   |
| 37        | Huxley Holcombe     | 5.91  | 2  | 1  | 6   | 1  | 0  | 0/0 | 0     | 21.1 | 17  | 15  | 14 | 13  | 15 | 6  | 0  | 4   | 76   | .224  | 2  | 2   | 0  | 1   | 3   |
| 12        | Ryan Porter         | 7.36  | 0  | 1  | 7   | 0  | 0  | 0/0 | 2     | 14.2 | 20  | 12  | 12 | 9   | 12 | 4  | 0  | 1   | 58   | .345  | 3  | 2   | 1  | 1   | 0   |
| 32        | Carson Mayfield     | 7.58  | 1  | 0  | 4   | 4  | 0  | 0/0 | 0     | 19.0 | 22  | 16  | 16 | 5   | 19 | 3  | 0  | 2   | 75   | .293  | 1  | 3   | 0  | 0   | 1   |
| 36        | Nathaniel Jennewein | 10.24 | 0  | 0  | 6   | 0  | 0  | 0/0 | 0     | 9.2  | 12  | 11  | 11 | 9   | 11 | 1  | 0  | 1   | 39   | .308  | 2  | 1   | 0  | 1   | 0   |
| 30        | William Jaun        | 10.80 | 0  | 1  | 3   | 1  | 0  | 0/0 | 0     | 6.2  | 8   | 9   | 8  | 7   | 7  | 0  | 0  | 1   | 27   | .296  | 2  | 3   | 0  | 1   | 0   |
| 9         | Story Kimura        | 33.75 | 0  | 0  | 2   | 0  | 0  | 0/0 | 0     | 1.1  | 6   | 6   | 5  | 3   | 0  | 2  | 0  | 1   | 8    | .750  | 1  | 1   | 0  | 1   | 0   |
| 17        | William Stephens    | ∞     | 0  | 0  | 1   | 0  | 0  | 0/0 | 0     | 0.0  | 1   | 4   | 4  | 2   | 0  | 1  | 0  | 0   | 1    | 1.000 | 0  | 1   | 0  | 0   | 0   |
| TOTALS    |                     | 6.57  | 10 | 8  | 18  | 0  | 0  | 2   | 161.2 | 177  | 128 | 118 | 86 | 127 | 35 | 2  | 18 | 625 | .283 | 15    | 29 | 3   | 12 | 7   |     |
| OPPONENTS |                     | 6.68  | 8  | 10 | 18  | 0  | 1  | 4   | 157.2 | 191  | 141 | 117 | 58 | 164 | 25 | 2  | 29 | 649 | .294 | 18    | 30 | 1   | 4  | 7   |     |

GAME-BY-GAME INFORMATION

| DATE | OPPONENT         | TIME/<br>FINAL                      | CORNELL |    |   |     | OPPONENT |    |   |     | REC   | IVY  | POS   | GB  | WIN                   | LOSS                   | SAVE              | TIME | ATT   |
|------|------------------|-------------------------------------|---------|----|---|-----|----------|----|---|-----|-------|------|-------|-----|-----------------------|------------------------|-------------------|------|-------|
|      |                  |                                     | R       | H  | E | LOB | R        | H  | E | LOB |       |      |       |     |                       |                        |                   |      |       |
| 2/23 | at Georgia Tech  | L, 6-9                              | 6       | 8  | 3 | 11  | 9        | 11 | 1 | 12  | 0-1   | —    | —     | —   | Stanford (1-0)        | <b>Keller (0-1)</b>    | —                 | 3:02 | 1,063 |
| 2/24 | at Georgia Tech  | L, 2-12                             | 2       | 9  | 1 | 8   | 12       | 12 | 0 | 11  | 0-2   | —    | —     | —   | Finateri (2-0)        | <b>Holcombe (0-1)</b>  | —                 | 2:45 | 1,320 |
| 2/25 | at Georgia Tech  | W, 11-4                             | 11      | 11 | 1 | 6   | 4        | 7  | 2 | 7   | 1-2   | —    | —     | —   | <b>Jaun (1-0)</b>     | Patel (0-1)            | <b>Hamill (1)</b> | 2:36 | 1,182 |
| 3/1  | at James Madison | L, 1-5                              | 1       | 6  | 1 | 7   | 5        | 8  | 0 | 4   | 1-3   | —    | —     | —   | Mozoki (1-1)          | <b>Mayfield (0-1)</b>  | —                 | 1:57 | 321   |
| 3/2  | at James Madison | L, 5-8                              | 5       | 8  | 0 | 5   | 8        | 10 | 1 | 10  | 1-4   | —    | —     | —   | Kleinfelter (1-0)     | <b>Jennewein (0-1)</b> | Logar (2)         | 2:30 | 521   |
| 3/3  | at James Madison | L, 5-7                              | 5       | 6  | 1 | 4   | 7        | 7  | 0 | 7   | 1-5   | —    | —     | —   | Kinsler (3-0)         | <b>Jaun (1-1)</b>      | Vogatsky (2)      | 2:18 | 540   |
| 3/9  | at Georgetown    | GAME CANCELED (NO MAKEUP SCHEDULED) |         |    |   |     |          |    |   |     |       | 1-5  | —     | —   | —                     |                        |                   |      |       |
| 3/10 | at Georgetown    | L, 6-24                             | 6       | 8  | 2 | 9   | 24       | 20 | 3 | 13  | 1-6   | —    | —     | —   | Williams (2-0)        | <b>Mayfield (0-2)</b>  | —                 | 3:20 | 297   |
| 3/10 | at Georgetown    | L, 0-20                             | 0       | 4  | 1 | 3   | 20       | 18 | 1 | 11  | 1-7   | —    | —     | —   | Mastroianni (2-0)     | <b>Jaun (1-2)</b>      | Leckszas (2)      | 2:41 | 301   |
| 3/15 | at Richmond      | L, 4-8                              | 4       | 10 | 1 | 12  | 8        | 9  | 1 | 8   | 1-8   | —    | —     | —   | Roche (2-3)           | <b>Jaun (1-3)</b>      | Hentschel (2)     | 2:40 | 215   |
| 3/16 | at Richmond      | W, 9-3                              | 9       | 16 | 2 | 9   | 3        | 9  | 0 | 8   | 2-8   | —    | —     | —   | <b>Mayfield (1-2)</b> | Reinke (0-3)           | —                 | 2:28 | 333   |
| 3/17 | at Richmond      | L, 4-8                              | 4       | 10 | 1 | 12  | 8        | 9  | 1 | 9   | 2-9   | —    | —     | —   | Corso (1-0)           | <b>Hamill (0-1)</b>    | —                 | 2:39 | 374   |
| 3/19 | BINGHAMTON       | GAME CANCELED (NO MAKEUP SCHEDULED) |         |    |   |     |          |    |   |     |       | 2-9  | —     | —   | —                     |                        |                   |      |       |
| 3/22 | at Princeton     | L, 3-4 (10)                         | 3       | 9  | 0 | 5   | 4        | 4  | 1 | 2   | 2-10  | 0-1  | T-5th | 1.0 | Faulkner (2-1)        | <b>Holcombe (0-2)</b>  | —                 | 2:12 | 43    |
| 3/22 | at Princeton     | L, 3-4                              | 3       | 9  | 0 | 9   | 4        | 6  | 1 | 7   | 2-11  | 0-2  | T-7th | 2.0 | D'Alessio (1-0)       | <b>Porter (0-1)</b>    | —                 | 2:14 | 43    |
| 3/24 | at Princeton     | W, 15-2                             | 15      | 15 | 0 | 8   | 2        | 5  | 4 | 7   | 3-11  | 1-2  | T-5th | 2.0 | <b>Hamill (1-1)</b>   | Shapiro (0-1)          | —                 | 2:39 | 122   |
| 3/30 | DARTMOUTH        | W, 7-5                              | 7       | 7  | 1 | 7   | 5        | 10 | 3 | 9   | 4-11  | 2-2  | T-4th | 1.0 | <b>Mayfield (2-2)</b> | Dumsky (1-2)           | <b>Porter (1)</b> | 2:34 | 300   |
| 3/30 | DARTMOUTH        | W, 17-2                             | 17      | 16 | 1 | 5   | 2        | 11 | 1 | 12  | 5-11  | 3-2  | T-2nd | 1.0 | <b>Baker (1-1)</b>    | Milberg (0-2)          | —                 | 2:49 | 170   |
| 3/31 | DARTMOUTH        | W, 11-4                             | 11      | 13 | 0 | 6   | 4        | 6  | 1 | 6   | 6-11  | 4-2  | 2nd   | 1.0 | <b>Hamill (2-1)</b>   | Albert (1-1)           | —                 | 2:23 | 182   |
| 4/6  | HARVARD          | W, 5-4                              | 5       | 6  | 0 | 8   | 4        | 5  | 2 | 3   | 7-11  | 5-2  | 2nd   | 1.0 | <b>Holcombe (1-2)</b> | Burns (0-3)            | —                 | 2:08 | 217   |
| 4/7  | HARVARD          | L, 6-14                             | 6       | 15 | 3 | 9   | 14       | 15 | 1 | 5   | 7-12  | 5-3  | 2nd   | 2.0 | Matson (1-2)          | <b>Keller (0-2)</b>    | Cleary (1)        | 2:57 | 192   |
| 4/7  | HARVARD          | W, 6-5                              | 6       | 8  | 1 | 6   | 5        | 10 | 1 | 6   | 8-12  | 6-3  | 2nd   | 2.0 | <b>Ellison (1-0)</b>  | Narottam (0-3)         | —                 | 2:27 | 236   |
| 4/13 | at Penn          | L, 5-6                              | 5       | 10 | 0 | 10  | 6        | 11 | 0 | 8   | 8-13  | 6-4  | T-2nd | 2.0 | Zaffiro (4-3)         | <b>Keller (0-3)</b>    | Ozmer (4)         | 2:48 | 267   |
| 4/13 | at Penn          | W, 18-11                            | 18      | 14 | 0 | 8   | 11       | 11 | 1 | 10  | 9-13  | 7-4  | 2nd   | 2.0 | <b>Holcombe (2-2)</b> | Dromboski (0-5)        | —                 | 3:10 | 258   |
| 4/14 | at Penn          | W, 11-9                             | 11      | 14 | 1 | 8   | 9        | 8  | 3 | 8   | 10-13 | 8-4  | 2nd   | 1.0 | <b>Ellison (2-0)</b>  | Trop (2-2)             | —                 | 3:10 | 379   |
| 4/16 | at Binghamton    | W, 9-7                              | 9       | 10 | 0 | 8   | 7        | 6  | 2 | 10  | 11-13 | —    | —     | —   | <b>Kimura (1-0)</b>   | Rosner (0-1)           | —                 | 3:05 | 287   |
| 4/20 | YALE             | W, 10-9 (10)                        | 10      | 13 | 2 | 6   | 9        | 11 | 1 | 9   | 12-13 | 9-4  | 2nd   | 0.5 | <b>Ellison (3-0)</b>  | Evans (1-1)            | —                 | 3:14 | 317   |
| 4/20 | YALE             | W, 8-2                              | 8       | 12 | 0 | 10  | 2        | 6  | 2 | 6   | 13-13 | 10-4 | 2nd   | 0.5 | <b>Keller (1-3)</b>   | Shaw (2-7)             | <b>Porter (2)</b> | 2:10 | 218   |
| 4/21 | YALE             | L, 3-6                              | 3       | 9  | 0 | 7   | 6        | 10 | 0 | 8   | 13-14 | 10-5 | 2nd   | 2.0 | Cohen (3-3)           | <b>Hamill (2-2)</b>    | Evans (6)         | 2:33 | 185   |
| 4/27 | COLUMBIA         | L, 11-14                            | 11      | 12 | 2 | 3   | 14       | 18 | 1 | 13  | 13-15 | 10-6 | 2nd   | 3.0 | Yoo (5-1)             | <b>Keller (1-4)</b>    | Parkinson (2)     | 2:59 | 223   |
| 4/27 | COLUMBIA         | L, 2-14                             | 2       | 7  | 0 | 11  | 14       | 16 | 0 | 14  | 13-16 | 10-7 | T-2nd | 4.0 | Sheets (4-3)          | <b>Jaun (1-4)</b>      | —                 | 3:10 | 173   |
| 4/28 | COLUMBIA         | L, 0-13                             | 0       | 2  | 1 | 4   | 13       | 14 | 0 | 10  | 13-17 | 10-8 | 3rd   | 5.0 | Santana (3-0)         | <b>Hamill (2-3)</b>    | —                 | 2:30 | 219   |
| 5/1  | at Binghamton    | 6:30 p.m.                           |         |    |   |     |          |    |   |     |       |      |       |     |                       |                        |                   |      |       |
| 5/4  | at Brown         | 11:30 a.m.                          |         |    |   |     |          |    |   |     |       |      |       |     |                       |                        |                   |      |       |
| 5/4  | at Brown         | 2:30 p.m.                           |         |    |   |     |          |    |   |     |       |      |       |     |                       |                        |                   |      |       |
| 5/5  | at Brown         | 12:00 p.m.                          |         |    |   |     |          |    |   |     |       |      |       |     |                       |                        |                   |      |       |



# 2024 CORNELL BASEBALL TV / PHOTO ROSTER



**JOHN QUINLAN**  
1 | OF  
5'9" | 180 | S/R | Jr.



**MATT BARNHORST**  
2 | INF/OF  
6'0" | 195 | R/R | Sr.



**CHRIS ELLISON**  
3 | RHP  
6'0" | 190 | R/R | Jr.




**CADEN WILDMAN**  
4 | OF  
6'3" | 215 | R/R | So.



**WILL LONG**  
5 | RHP  
6'0" | 170 | R/R | Jr.



**KYLE MUSSER**  
6 | OF  
5'10" | 182 | R/R | Jr.



**MAX JENSEN**  
7 | INF  
6'3" | 210 | L/R | Jr.



**LUKE JOHNSON**  
8 | INF  
6'1" | 180 | R/R | Fr.



**STORY KIMURA**  
9 | RHP  
6'0" | 175 | R/R | Sr.



**MATTHEW WALTERS**  
11 | OF  
5'11" | 195 | R/R | So.



**RYAN PORTER**  
12 | OF/RHP  
6'0" | 185 | R/R | Jr.



**ETHAN HAMILL**  
13 | RHP  
6'3" | 200 | R/L | So.



**OWEN CARLSON**  
15 | INF  
5'11" | 180 | L/R | Fr.



**NOAH KELLER**  
16 | LHP  
6'1" | 210 | L/L | So.



**WILLIAM STEPHENS**  
17 | RHP  
6'2" | 205 | R/R | Sr.



**TJ SWIDORSKI**  
18 | INF  
6'0" | 185 | R/R | So.



**MARK QUATRANI**  
19 | C  
5'11" | 200 | R/R | Fr.



**KEVIN HAGER**  
20 | INF  
6'0" | 190 | R/R | Fr.



**JOHN GERFEN**  
21 | LHP  
6'0" | 195 | R/L | So.



**JAKOBI DAVIS**  
22 | OF  
6'4" | 210 | L/L | Jr.



**BRADEN MACK**  
23 | C  
6'2" | 210 | R/R | Sr.



**BECK UROFSKY**  
25 | INF/RHP  
6'4" | 225 | R/R | So.



**TOM CLANCY**  
26 | RHP  
6'1" | 190 | R/R | Jr.



**MAX FOSTER**  
28 | RHP  
6'3" | 210 | R/R | Fr.




**WILLIAM JAUN**  
30 | LHP/1B  
6'3" | 225 | L/L | Jr.



**GRAHAM BIBEN**  
31 | RHP  
6'0" | 170 | R/R | Fr.



**CARSON MAYFIELD**  
32 | RHP  
6'5" | 200 | R/R | So.



**VON BAKER**  
33 | RHP  
6'7" | 235 | R/R | Sr.



**ETHAN VAN SICE**  
34 | RHP  
5'9" | 170 | R/R | Fr.



**NATHANIEL JENNEW EIN**  
36 | LHP  
5'11" | 180 | R/L | Fr.



**HUXLEY HOLCOMBE**  
37 | LHP/OF  
6'6" | 180 | L/L | Fr.




**ASHER GARDY**  
38 | RHP  
6'2" | 185 | R/R | So.



**NATHAN WAUGH**  
40 | C  
6'5" | 230 | R/R | Sr.



**JACKSON MARKO**  
41 | C  
5'10" | 175 | R/R | Fr.



**JOSH SHEA**  
42 | RHP  
5'11" | 175 | R/R | So.



**DAN PEPICELLI**  
24 | Head Coach  
9th season




**TOM FORD**  
14 | Associate Head Coach  
34th Season



**JOHN TOPPA**  
27 | Assistant Coach  
2nd Season



**JUSTIN DEVOID**  
44 | Volunteer Assistant  
2nd Season



**GRACE DeSTEFANO**  
Athletic Trainer  
2nd Season