

CORNELL BIG RED

2024 BASEBALL GAME NOTES

6 IVY LEAGUE REGULAR-SEASON CHAMPIONSHIPS | 7 ALL-AMERICANS | 57 FIRST TEAM ALL-IVY SELECTIONS

2024 SCHEDULE

FEBRUARY (1-2)

23	at Georgia Tech	ACCNX	L, 6-9
24	at Georgia Tech	ACCNX	L, 2-12
25	at Georgia Tech	ACCNX	W, 11-4

MARCH (5-9, 4-2 IVY)

1	at James Madison		L, 1-5
2	at James Madison		L, 5-8
3	at James Madison		L, 5-7
9	at Georgetown (DH)		Canceled
10	at Georgetown (DH)	MuscoVision	L, 6-24
10	at Georgetown (DH)	MuscoVision	L, 0-20
15	at Richmond	ESPN+	L, 4-8
16	at Richmond	ESPN+	W, 9-3
17	at Richmond	ESPN+	L, 4-8
19	BINGHAMTON	ESPN+	Canceled
22	at Princeton* (DH)	ESPN+	L, 3-4 (10 inn.)
22	at Princeton* (DH)	ESPN+	L, 3-4
23	at Princeton*	ESPN+	W, 15-2
30	DARTMOUTH* (DH)	ESPN+	W, 7-5
30	DARTMOUTH* (DH)	ESPN+	W, 17-2
31	DARTMOUTH*	ESPN+	W, 11-4

APRIL (5-2, 4-2 IVY)

6	HARVARD*	ESPN+	W, 5-4
7	HARVARD* (DH)	ESPN+	L, 6-14
7	HARVARD* (DH)	ESPN+	W, 6-5
13	at Penn* (DH)	ESPN+	L, 5-6
13	at Penn* (DH)	ESPN+	W, 18-11
14	at Penn*	ESPN+	W, 11-9
16	at Binghamton	ESPN+	W, 9-7
20	YALE* (DH)	ESPN+	11:30 a.m.
20	YALE* (DH)	ESPN+	2:30 p.m.
21	YALE*	ESPN+	12 p.m.
27	COLUMBIA* (DH)	ESPN+	11:30 a.m.
27	COLUMBIA* (DH)	ESPN+	2:30 p.m.
28	COLUMBIA*	ESPN+	12 p.m.
30	at Binghamton	ESPN+	6:30 p.m.

MAY

4	at Brown* (DH)	ESPN+	11:30 a.m.
4	at Brown* (DH)	ESPN+	2:30 p.m.
5	at Brown*	ESPN+	12 p.m.

All game times Eastern, subject to change

* - Denotes Ivy League contest

Bold Red CAPS denotes home game



MEDIA CONTACT

MARSHALL HAIM

Assistant Director of Athletic Communications

✉ mh2348@cornell.edu

☎ (716) 465-4945 (mobile)

YALE BULLDOGS

AT

CORNELL BIG RED

GAMES 25-27 | APRIL 20-21 | ITHACA, N.Y. | BOOTH FIELD | YALE LEADS SERIES, 111-78

12-17

OVERALL

Brian Hamm

15TH SEASON AS HEAD COACH

6-6

IVY LEAGUE

-/-/-

RANKS (D1B/NCBWA/USAT)

29-40 (.420)

2ND SEASON AT YALE

11-13

OVERALL

Dan Pepicelli

20TH SEASON AS HEAD COACH

8-4

IVY LEAGUE

-/-/-

RANKS (D1B/NCBWA/USAT)

95-159-1 (.375)

9TH SEASON AT CORNELL

GAME INFORMATION

SATURDAY - GAME ONE

ESPN+

Play-by-Play: Eli Fastiff

Analyst: Henry Geller

Live Stats: cornellbigred.com

SATURDAY - GAME TWO

ESPN+

Play-by-Play: Charlie Moser

Analyst: Jacob Janco

Live Stats: cornellbigred.com

SUNDAY

ESPN+

Play-by-Play: Jacob Janco

Analyst: Noah Salzman

Live Stats: cornellbigred.com

SATURDAY'S FORECAST

☁ 50° ☀ 7:54

Temperature: 52° high | 36° low

Forecast: Mostly cloudy

Winds: W 10-20 mph

SATURDAY'S FORECAST

☁ 52° ☀ 7:54

Temperature: 52° high | 36° low

Forecast: Mostly cloudy

Winds: W 10-20 mph

SUNDAY'S FORECAST

☁ 46° ☀ 7:55

Temperature: 53° high | 34° low

Forecast: Mostly cloudy

Winds: WNW 10-15 mph

PROBABLE STARTING PITCHERS

LHP Reid Easterly (2-5, 4.47)

RHP Carson Mayfield (2-2, 8.01)

RHP Colton Shaw (2-6, 5.04)

LHP Noah Keller (0-3, 5.26)

RHP Daniel Cohen (2-3, 5.91)

RHP Ethan Hamill (2-1, 5.17)

FIRST PITCH

► The Cornell baseball team seeks to extend its three-game win streak this weekend when it begins a six-game homestand with a three-game set against Ivy League rival Yale.

LAST TIME OUT

► Junior right fielder **KYLE MUSSER** hit his first collegiate home run — a three-run blast to left-center field — to cap a four-run ninth inning and seven unanswered runs scored by the Big Red in its 9-7 come-from-behind victory over Binghamton on Tuesday evening.

► Fellow junior outfielder **JOHN QUINLAN** ignited the Cornell comeback by hitting a leadoff home run in the ninth inning.

► Senior right-handed pitcher **STORY KIMURA** logged his first collegiate victory after hurling two scoreless innings of relief for Cornell, which has now won nine of its previous 11 along with its current three-game win streak.

WEEKEND REWIND

► Cornell posted its first series victory over Penn for the first time since 2019, and its first on the Quakers' home turf since 2018, to stake a two-game lead for second place over Penn, Princeton, and Yale, which are all tied for third in the Ivy League standings with identical 6-6 records.

► Freshman **MARK QUATRANI**, who was named the Ivy League's Rookie of the Week for the second time in three weeks, paced the Big Red's offense on the weekend behind his .462 average (6-for-13), chipping in a double and six RBI. Junior infielder **MAX JENSEN** (five RBI) and junior outfielder **JOHN QUINLAN** (seven runs, triple, two RBI) both registered .429 averages (6-for-14) on the weekend.

► The highlight of the weekend was sophomore outfielder **CADEN WILDMAN**, who became the first player in the 153-year history of Cornell baseball to hit multiple grand slams in a game, doing so in consecutive at-bats in the seventh and eighth innings in the Big Red's 18-11 victory in the nightcap of last Saturday's doubleheader.

► Wildman, who was named the Ivy League's Co-Player of the Week with Yale's Alec Atkinson, officially became the first Cornell player with an eight-RBI game in program history. The eight-RBI performance matched Princeton's Zach Belski (8 against Brown — April 10, 2016) and Columbia's Jack Cooper (8 against Marist — March 1, 2024) for the third-most RBI on record in a game by an Ivy League player.

► Dartmouth's Scott Shirrell (14 against Harvard — May 4, 2002) and Harvard's Pete Varney (9 against Washington & Lee — March 31, 1970) are the lone players with higher outputs in one game.

2024 CORNELL BIG RED ROSTER

NO	NAME	POS	B/T	HT	WT	YR	HOMETOWN / HIGH SCHOOL (PREVIOUS SCHOOL)
1	John Quinlan	OF	S/R	5-9	180	Jr.	Menlo Park, Calif. / Menlo-Atherton
2	Matt Barnhorst	INF	R/R	6-0	195	Sr.	Ponte Vedra Beach, Fla. / Ponte Vedra
3	Chris Ellison	RHP	R/R	6-0	190	Jr.	Howell, N.J. / Howell
4	Caden Wildman	OF	R/R	6-3	215	So.	Woodbury, Minn. / East Ridge
5	Will Long	RHP	R/R	6-0	170	Jr.	Great Falls, Va. / Langley
6	Kyle Musser	OF	R/R	5-10	182	Jr.	Lititz, Pa. / Manheim Township
7	Max Jensen	INF	L/R	6-3	210	Jr.	Burke, Va. / Lake Braddock
8	Luke Johnson	INF	R/R	6-1	180	Fr.	Coto de Caza, Calif. / Santa Margarita Catholic
9	Story Kimura	RHP	R/R	6-0	175	Sr.	Dallas, Texas / The Lawrenceville School [N.J.]
11	Matthew Walters	OF	R/R	5-11	195	So.	Granbury, Texas / Granbury
12	Ryan Porter	OF/RHP	R/R	6-0	185	Jr.	Houston, Texas / Paetow
13	Ethan Hamill	RHP	R/R	6-3	200	So.	Chester, Va. / Thomas Dale
15	Owen Carlson	INF	L/R	5-11	180	Fr.	Los Angeles, Calif. / Harvard-Westlake School
16	Noah Keller	LHP	L/L	6-1	210	So.	Goodrich, Mich. / Goodrich
17	William Stephens	RHP	R/R	6-2	205	Sr.	Stone Mountain, Ga. / Marist
18	TJ Swidorski	INF	R/R	6-0	185	So.	Woodbury, Minn. / East Ridge
19	Mark Quatrani	C/INF	R/R	5-11	200	Fr.	Springfield, Pa. / The Haverford School
20	Kevin Hager	INF	R/R	6-0	190	Fr.	Berkeley Heights, N.J. / Delbarton School
21	John Gerfen	LHP	R/L	6-0	195	So.	Brewster, N.Y. / Brewster
22	Jakobi Davis	OF	L/L	6-4	210	Jr.	Sarasota, Fla. / Sarasota Riverview
23	Braden Mack	C	R/R	6-2	210	Sr.	Woodbridge, Va. / Potomac
25	Beck Urofsky	RHP/INF	R/R	6-4	225	So.	Silver Spring, Md. / Bethesda-Chevy Chase
26	Tom Clancy	RHP	R/R	6-1	190	Jr.	Westfield, N.J. / Newark
28	Max Foster	RHP	R/R	6-3	210	Fr.	Bethel, Conn. / Bethel
30	William Jaun	LHP/1B	L/L	6-3	225	Jr.	Loveland, Ohio / St. Xavier
31	Graham Biben	RHP	R/R	6-0	170	Fr.	New York, N.Y. / Riverdale Country School
32	Carson Mayfield	RHP	R/R	6-5	200	So.	Annandale, Va. / Bishop O'Connell
33	Von Baker	RHP	R/R	6-7	235	Sr.	St. Johnsville, N.Y. / Oppenheim-Ephratah-St. Johnsville
34	Ethan Van Sice	RHP	R/R	5-9	170	Fr.	Arlington, Va. / Gonzaga College [D.C.]
36	Nathaniel Jennewein	LHP	R/L	5-11	180	Fr.	Tampa, Fla. / T.R. Robinson
37	Huxley Holcombe	LHP/OF	L/L	6-6	180	Fr.	Worcester, Mass. / Worcester Academy
38	Asher Gardy	RHP	R/R	6-2	185	So.	Springfield, Va. / Lake Braddock (James Madison)
40	Nathan Waugh	C	R/R	6-5	230	Sr.	Placentia, Calif. / Yorba Linda
41	Jackson Marko	C	R/R	5-10	175	So.	Syracuse, N.Y. / Christian Brothers Academy
42	Josh Shea	RHP	R/R	5-11	175	So.	Cortlandt Manor, N.Y. / Hendrick Hudson

PITCHERS (16)			
3	Chris Ellison	R/R	Jr.
5	Will Long	R/R	Jr.
9	Story Kimura	R/R	Sr.
13	Ethan Hamill	R/R	So.
16	Noah Keller	L/L	So.
17	William Stephens	R/R	Sr.
21	John Gerfen	R/L	So.
26	Tom Clancy	R/R	Jr.
28	Max Foster	R/R	Fr.
31	Graham Biben	R/R	Fr.
32	Carson Mayfield	R/R	So.
33	Von Baker	R/R	Sr.
34	Ethan Van Sice	R/R	Fr.
36	Nathaniel Jennewein	R/L	Fr.
38	Asher Gardy	R/R	So.
42	Josh Shea	R/R	So.

CATCHERS (4)			
19	Mark Quatrani	R/R	Fr.
23	Braden Mack	R/R	Sr.
40	Nathan Waugh	R/R	Sr.
41	Jackson Marko	R/R	So.

INFIELDERS (6)			
2	Matt Barnhorst	R/R	Sr.
7	Max Jensen	L/R	Jr.
8	Luke Johnson	R/R	Fr.
15	Owen Carlson	L/R	Fr.
18	TJ Swidorski	R/R	So.
20	Kevin Hager	R/R	Fr.

OUTFIELDERS (5)			
1	John Quinlan	S/R	Jr.
4	Caden Wildman	R/R	So.
6	Kyle Musser	R/R	Jr.
11	Matthew Walters	R/R	So.
22	Jakobi Davis	L/L	Jr.

UTILITY (4)			
12	Ryan Porter	R/R	Jr.
25	Beck Urofsky	R/R	So.
30	William Jaun	L/L	Jr.
37	Huxley Holcombe	L/L	Fr.

COACHING AND SUPPORT STAFF

Head Coach:	Dan Pepicelli
Associate Head Coach:	Tom Ford
Assistant Coach:	John Toppa
Volunteer Assistant Coach:	Justin Devoid
Athletic Trainer:	Grace DeStefano















PRUH-NUHN-SEE-AY-SHN GUIDE

6	Kyle Musser	MUH-sir
9	Story Kimura	kih-MURR-uh
18	TJ Swidorski	swih-DOOR-skee
19	Mark Quatrani	kwah-TRAH-knee
20	Kevin Hager	HAY-gher
25	Beck Urofsky	yuhr-OFF-skee
30	William Jaun	john
31	Graham Biben	BYE-bin
34	Ethan Van Sice	van SIYS
36	Nathaniel Jennewein	jen-IH-wine
40	Nathan Waugh	WAH
HC	Dan Pepicelli	PEP-ih-sell-ee
AC	John Toppa	TOE-puh
VAC	Justin Devoid	dih-VOID

ROSTER BREAKDOWN

FRESHMAN (9)		SOPHOMORE (11)		JUNIOR (9)		SENIOR (6)	
8	Johnson	4	Wildman	1	Quinlan	2	Barnhorst
15	Carlson	11	Walters	3	Ellison	9	Kimura
19	Quatrani	13	Hamill	5	Long	17	Stephens
20	Hager	16	Keller	6	Musser	23	Mack
28	Foster	18	Swidorski	7	Jensen	33	Baker
31	Biben	21	Gerfen	12	Porter	40	Waugh
34	Van Sice	25	Urofsky	22	Davis		
36	Jennewein	32	Mayfield	26	Clancy		
37	Holcombe	38	Gardy	30	Jaun		
		41	Marko				
		42	Shea				

BY STATE / PROVINCE / COUNTRY

 Virginia	7	 Texas	3	 Maryland	1
 New York	5	 Minnesota	2	 Massachusetts	1
 California	4	 Pennsylvania	2	 Michigan	1
 Florida	3	 Connecticut	1	 Ohio	1
 New Jersey	3	 Georgia	1		

CORNELL QUICK FACTS

GENERAL INFORMATION

Location Ithaca, N.Y.
Enrollment (2023 Fall Undergraduate) 16,071
Founded 1865
Nickname Big Red
School Colors Carnelian Red (Pantone 187) and White
Conference Ivy League
President Martha E. Pollack
Meakam Smith Director of Athletics Dr. Nicki Moore
Athletics Website CornellBigRed.com

HISTORY

Seasons of Baseball 153rd
First Season 1869
All-Time Record (Win %) 1758-1999-35 (.468)
Ivy League Regular-Season Titles (last) 6 (2012)
Ivy League Championship Titles (last) 1 (2012)
NCAA Tournament Appearances (last) 1 (2012)
Most Consecutive NCAA Appearances Never
College World Series Appearances (last) Never
National Championships None
NCAA Tournament Record (Win %) 0-2 (.000)

BOOTH FIELD

Year Opened (Season) 2023 (2nd)
Dimensions 318' (LF/RF), 390' (CF), 397' (LCF/RCF)
Capacity 500
All-Time Record (Win %) 6-6 (.500)
Under Dan Pepicelli (Win %) 6-6 (.500)

COACHING STAFF

Head Coach Dan Pepicelli (SUNY Cortland '90)
Overall Record 316-336-3 (.485)
Record at Cornell 95-159-1 (.375)
Associate Head Coach Tom Ford (Ithaca '79)
Assistant Coach John Toppa (UConn '19)
Volunteer Assistant Justin Devoid (Colby-Sawyer '17)

2023 REVIEW

Overall Record 9-26
Ivy League Record (Finish) 8-13 (7th)
Home Record 2-8
Road Record 7-16
Neutral Record 0-2
Ivy League Championship Series Did not qualify
NCAA Tournament Not selected
D1Baseball.com Poll Ranking (final) N/A
NCBWA Poll Ranking (final) N/A
USA Today Poll Ranking (final) N/A

2024 TEAM INFORMATION

Letterwinners Returning / Lost 13 / 8
Newcomers 11
Fr / So / Jr / Sr 9 / 11 / 9 / 6

ATHLETIC COMMUNICATIONS

Jeremy Hartigan
Associate Director of Athletics for Communications
Marshall Haim
Assistant Director of Athletic Communications (BB)
Phone (mobile) (716) 465-4945
Email mh2348@cornell.edu
Matthew Jensen
Assistant Director of Athletic Communications
Aaron Kelly
Assistant Director of Athletic Communications
Ben Blakely
Communications Coordinator
Mike Hogan
Communications Coordinator

Mailing Address Cornell University Athletics
Teagle Hall, 512 Campus Road, Ithaca, N.Y., 14853
Twitter / Instagram @CornellSports
Facebook /CornellSports

#YELLCORNELL

SCOUTING REPORT



as of 4/18/24



.258	BATTING AVG.	>>	.283
5.48	RUNS	>>	7.04
1.38	<< DOUBLES		1.33
0.207	TRIPLES	>>	0.208
0.55	HOME RUNS	>>	1.33
4.48	RBI	>>	6.38
.362	ON-BASE PCT.	>>	.373
.364	SLUGGING PCT.	>>	.445
65/82 ^(.793)	<< STOLEN BASES		26/36 ^(.722)
5.15	<< ERA		7.40
8.76	<< STRIKEOUTS		6.46
.253	<< OPPONENT AVG.		.284
1.52	<< WHIP		1.84
.965	FIELDING PCT.	>>	.977

BATTING LEADERS



YALE

	AVG	OBP	SLG	OPS
12 Davis Hanson	.324	.440	.593	1.033
11 Alec Atkinson	.301	.411	.417	.828
6 Jake Williams	.276	.376	.314	.690
33 Max Imhoff	.270	.356	.444	.800
8 Jeff Pierantoni	.255	.391	.333	.724



CORNELL

	AVG	OBP	SLG	OPS
1 John Quinlan	.370	.446	.568	1.014
7 Max Jensen	.341	.458	.534	.992
4 Caden Wildman	.327	.405	.490	.895
40 Nathan Waugh	.280	.389	.462	.851
22 Jakobi Davis	.268	.366	.423	.789

OFF TO A GOOD START

► After its first four weekends of Ivy League play, Cornell has an 8-4 record against Ancient Eight opponents, featuring the Big Red going 8-2 over its last 10 conference matchups.

► Cornell's two victories over Penn last weekend marked the 12th time since 1930 — when the Big Red joined the EIBL, which disbanded in 1992 — that it has posted at least eight wins by its 12th conference game, joining teams from 1939 (9-3), 1940 (10-1), 1941 (8-4), 1971 (8-4), 1972 (8-4), 1973 (8-4), 1977 (10-2), 1978 (8-4), 1980 (8-4), 1982 (8-4), and 2012 (10-2).

► With a win over Yale this weekend, Cornell will have at least nine conference victories for the first time since 2018. It would serve as the program's third time in the Ivy League era (since 1993), and 13th overall time since 1930, that it has amassed nine wins within its 15th league game, joining teams from 1939 (9-3), 1940 (10-1), 1971 (9-4), 1972 (10-4), 1977 (11-3), 1978 (9-4), 1979 (9-4-1), 1980 (10-4), 1982 (11-4), 1984 (9-6), 1998 (10-5), 2012 (13-2).

► Should Cornell post two victories this weekend, it would be the Big Red's first 10-win season in conference play since 2013 (11-9), and the eighth time posting at least 10 wins under the Ivy League's direction (1995, 1998, 2000, 2005, 2009, 2012, 2013). Only seven other Big Red teams have posted a double-digit win total by its 15th league game, having been accomplished in 1940 (10-1), 1972 (10-4), 1977 (11-3), 1980 (10-4), 1982 (11-4), 1998 (10-5), and 2012 (13-2).

► A sweep of Yale this weekend would be the ninth time in program history Cornell has won 11 conference games in a season and be the fourth time achieved by its 15th conference game, joining the squads from 1977 (11-3), 1982 (11-4), and 2012 (13-2).

DIGGING THE LONG BALL

► Despite having its 12-game home run streak snapped last Saturday, Cornell has a home run in 15 of its last 16 games, registering 29 of its 32 blasts during the span.

► Cornell's 32 home runs are the fifth-most in a season in program history and is six round-trippers shy of matching the program record set in 2009 (38).

► **KEVIN HAGER**'s first-inning, three-run home run last Sunday was Cornell's 30th home run of the season, marking the first time in program history the Big Red has had three consecutive 30-home run seasons.

► Cornell has six grand slams on the year, the most bases-clearing home runs in a season on record in program history. The six grand slams are one fewer than the combined total over the previous nine years (eight seasons) combined.

CORNELL RECORD BOOK

BEST 12-GAME STARTS IN CONFERENCE PLAY
Program History (Since 1930)

SEASON(S)	RECORD
1977, 2012	10-2
1939	9-3
1941, 1971, 1972, 1973, 1978, 1980, 1982, 2024	8-4

CORNELL RECORD BOOK

MOST HOME RUNS IN SINGLE SEASON
Cornell Program History

RK	SEASON	HRs
1.	2009	38
2.	1999	35
3.	2001	34
4.	2022	33
► 5.	2024	32



CARSON MAYFIELD RHP #32

2024 STATS: 2-2, 8.01 ERA, 30.1 IP, 12 BB, 23 SO

Height / Weight: 6-5 / 200 lbs.
Hometown: Annandale, Va.
High School: Bishop O'Connell

Bats/Throws: R/R
Year: Sophomore

MAYFIELD'S CAREER STATS

	W	L	ERA	G	GS	CG	IP	H	R	ER	HR	BB	SO	GDP	WHIP	AVG
2023	1	2	4.89	18	0	0	46.0	49	36	25	6	12	38	3	1.33	.266
2024	2	2	8.01	7	7	0	30.1	34	27	27	4	12	23	2	1.52	.281
TOTALS	3	4	6.13	25	7	0	76.1	83	63	52	10	24	61	5	1.40	.272

NEWS & NOTES ON MAYFIELD

► **THIS WEEKEND:** Mayfield is slated to take the ball for the 26th time in his collegiate career, while making his eighth career start — all of which have come this season.

► **LAST TIME OUT:** Allowed four runs on four hits in four-plus innings of work on April 6 in opening game of three-game series against Harvard ... walked one Crimson batter while striking out three ... pounded the strike zone in his outing, with 65.5 percent of his 55 pitches going for strikes (36).

► **AGAINST YALE:** Made two relief appearances against the Bulldogs last season, which included registering his first collegiate save after allowing one hit, walking one, and striking out one in 1.2 scoreless innings on March 24 ... pitched two innings in nightcap of March 26 doubleheader, allowing two hits, two runs (one earned), and struck out a pair of Yale hitters.

MAYFIELD AGAINST YALE

DATE	W-L	SCORE	IP	H	R	ER	HR	BB	SO	HBP	WP	BK	P/S	LEFT
3/24/23*	SV	5-3	1.2	1	0	0	0	1	1	0	0	0	29/17	—
3/26/23 (G2)*	ND	7-5	2.0	2	2	1	0	0	2	0	0	0	21/15	—
TOTALS	0-0	2.45	3.2	3	2	1	0	1	3	0	0	0	50/32	64.0%

► **2023:** Served as one of Cornell's go-to relievers, tying **SPENCER EDWARDS** for the most appearances on season (18) ... logged 46 innings while striking out 38 and issuing just 12 walks ... posted 1-2 record with a team-leading 4.89 ERA ... struck out a season-high five batters on two occasions (March 18 at George Mason and April 21 vs. Princeton) ... recorded first collegiate save at Yale (March 24) before collecting first victory over Columbia in following weekend (April 2) ... also earned second save at Dartmouth (May 6).

► **PRIOR TO CORNELL:** Four-year letterwinner in baseball at Falls Church and Bishop O'Connell ... named MVP at 2022 Mingo Bay Classic Tournament, where team claimed championship ... two-time captain (Falls Church - 2020; Bishop O'Connell - 2022) ... tabbed Second Team All-Region as a right-handed pitcher in 2019 while at Falls Church ... earned pair of First Team honors, being named First Team Division I All-State in 2021 and First Team All-WCAC in 2022 ... member of Expanded Services Mentoring Program at Bishop O'Connell in 2021-22.

► **PERSONAL:** Son of Jeff and Ann Mayfield, and has an older brother ... currently enrolled in the College of Arts and Sciences.

MAYFIELD'S 2024 GAME LOG

DATE/OPP	W/L	SCORE	IP	H	R	ER	HR	BB	SO	P/K	LEFT
2/23 at GT	ND	6-9	3.0	4	2	2	0	3	2	81/50	1-2
3/1 at JMU	L	1-5	5.1	4	3	3	2	1	3	78/45	1-2
3/10 (1) at GTWN	L	6-24	1.1	6	9	9	0	3	0	44/20	0-8
3/16 at RIC	W	9-3	5.0	5	2	2	1	1	3	59/42	3-2
3/22 (1) at PRIN	ND	3-4	6.2	3	3	3	1	0	8	88/58	2-3
3/30 (1) vs. DART	W	7-5	5.0	8	4	4	0	3	4	81/45	6-4
4/6 vs. HAR	ND	5-4	4.0	4	4	4	0	1	3	55/36	4-2
TOTALS	2-2	8.01	30.1	34	27	27	4	12	23	486/296	60.9%

* — denotes relief appearance

MAYFIELD'S 2024 SPLITS

SPLIT	W	L	G	GS	IP	H	R	ER	HR	BB	SO	ERA	AVG
Total	2	2	7	7	30.1	34	27	27	4	12	23	8.01	.281
Home	1	0	2	2	9.0	12	8	8	0	4	7	8.00	.333
Away	1	2	5	5	21.1	22	19	19	4	8	16	8.02	.259
Neutral	—	—	—	—	—	—	—	—	—	—	—	—	—
Day	2	2	7	7	30.1	34	27	27	4	12	23	8.01	.281
Night	—	—	—	—	—	—	—	—	—	—	—	—	—
Starter	2	2	7	7	30.1	34	27	27	4	12	23	8.01	.281
Reliever	—	—	—	—	—	—	—	—	—	—	—	—	—
February	0	0	1	1	3.0	4	2	2	0	3	2	6.00	.286
March	2	2	5	5	23.1	26	21	21	4	8	18	8.10	.245
April	0	0	1	1	4.0	4	4	4	0	1	3	9.00	.286
May	—	—	—	—	—	—	—	—	—	—	—	—	—

MAYFIELD'S 2024 SPLITS vs. LHB/RHB

	BF	AB	H	2B	3B	HR	BB	SO	AVG	OBP	SLG	OPS
Total	137	121	34	5	2	4	12	23	.281	.365	.455	.820
vs. LHB	42	40	12	1	0	1	2	5	.300	.333	.400	.733
vs. RHB	78	67	18	2	2	3	9	15	.269	.372	.493	.864

SINGLE-GAME HIGHS & LOWS

2024	CAREER
6.2, at Princeton (3/22 - G1)	IP 6.2, at Princeton (3/22/24 - G1)
8, vs. Dartmouth (3/30 - G1)	H 10, at VCU (3/10/23)
9, at Georgetown (3/10 - G1)	R 9, at Georgetown (3/10/24 - G1)
9, at Georgetown (3/10 - G1)	ER 9, at Georgetown (3/10/24 - G1)
3, (3x), Last: vs. Dartmouth (3/30 - G1)	BB 3, (3x), Last: vs. Dartmouth (3/30/24 - G1)
8, at Princeton (3/22 - G1)	SO 8, at Princeton (3/22/24 - G1)
2, at James Madison (3/1)	HR 2, (3x), Last: at James Madison (3/1/24)
—	CG —
—	SHO —
—	W STREAK —
2 games (3/3/24 - 3/10/24)	L STREAK 2 games (3/3/24 - 3/10/24)

NOTE: Bold denotes active streak



NOAH KELLER LHP

#16

2024 STATS: 0-3, 5.26 ERA, 25.2 IP, 21 BB, 24 SO

Height / Weight: 6-1 / 210 lbs.
Hometown: Goodrich, Mich.
High School: Goodrich

Bats/Throws: L/L
Year: Sophomore

KELLER'S CAREER STATS

	W	L	ERA	G	GS	CG	IP	H	R	ER	HR	BB	SO	GDP	WHIP	AVG
2023	2	5	5.37	12	11	0	52.0	57	35	31	4	29	50	3	1.65	.281
2024	0	3	5.26	8	4	0	25.2	36	25	15	0	21	24	1	2.22	.330
TOTALS	2	8	5.33	20	15	0	77.2	93	60	46	4	50	74	4	1.84	.298

NEWS & NOTES ON KELLER

- **THIS WEEKEND:** Keller will be making his fifth start and appearing in ninth game of 2024 ... appearance will be 21st of collegiate career and 16th start.
- **LAST TIME OUT:** Saddled as the losing pitcher in Cornell's lone loss to Penn last weekend ... allowed five runs on seven hits in three innings of work ... issued three walks and struck out a pair in the outing.
- **AGAINST YALE:** Handed no decision in lone appearance against Penn, which came last April 29 ... yielded three runs on seven hits over five innings of work, issuing one walk and striking out five Quakers batters.

KELLER AGAINST YALE

DATE	W-L	SCORE	IP	H	R	ER	HR	BB	SO	HBP	WP	BK	P/S	LEFT
3/26/23 (G2)	W	7-5	6.0	5	3	2	1	1	7	0	0	0	80/44	5-3

► **2023:** Started in 11 of his 12 appearances ... his 11 starts matched classmate **ETHAN HAMILL** for the most starts by a freshman pitcher in Cornell history ... posted 2-5 record with 5.37 ERA while striking out 50 in 52 innings of work ... registered three quality outings, including back-to-back contests against Brown (April 8 - 7 IP, 1 ER) and Harvard (April 15 - 7 IP, 2 ER) ... struck out season-high seven batters on three occasions (Yale - March 26; Brown - April 8; Harvard - April 15).

- **PRIOR TO CORNELL:** Four-year letterwinner in baseball at Goodrich HS ... three-time All-Conference selection (2019, 2021, 2022) and two-time All-State selection (2021, 2022) ... named to 2022 All-State Dream Team.
- **PERSONAL:** Son of Brent and Adrienne Keller, and has two younger siblings ... enrolled in the School of Industrial and Labor Relations.

CORNELL RECORD BOOK

MOST STARTS BY A FRESHMAN PITCHER
On Record in Cornell History

PLAYER	SEASON	STARTS
Brian Williamson	1996	11
Brian McAfee	2012	11
► Ethan Hamill	2023	11
► Noah Keller	2023	11

KELLER'S 2024 GAME LOG

DATE/OPP	W/L	SCORE	IP	H	R	ER	HR	BB	SO	P/K	LEFT
2/23 at GT*	L	6-9	3.1	3	4	0	0	5	3	73/37	—
3/1 at JMU*	ND	1-5	2.0	4	2	2	0	1	1	35/20	—
3/10 (1) at GTWN*	ND	6-24	0.0	3	7	4	0	4	0	31/14	—
3/15 at RIC*	ND	4-8	3.0	1	0	0	0	2	5	54/28	—
3/22 (2) at PRIN	ND	3-4	6.0	4	1	1	0	3	9	89/55	3-1
3/30 (2) vs. DART	ND	17-2	4.2	8	2	2	0	3	2	104/58	7-0
4/7 (1) vs. HARV	L	6-14	3.2	6	4	1	0	0	2	96/68	3-4
4/13 (1) at PENN	L	5-6	3.0	7	5	5	0	3	2	68/32	4-5
TOTALS	0-3	5.26	25.2	36	25	15	0	21	24	550/312	56.7%

* — denotes relief appearance

KELLER'S 2024 SPLITS

SPLIT	W	L	G	GS	IP	H	R	ER	HR	BB	SO	ERA	AVG
Total	0	3	8	4	25.2	36	25	15	0	21	24	5.26	.330
Home	0	1	2	2	8.1	14	6	3	0	3	4	3.24	.368
Away	0	2	6	2	17.1	22	19	12	0	18	20	6.23	.310
Neutral	—	—	—	—	—	—	—	—	—	—	—	—	—
Day	0	3	8	4	25.2	36	25	15	0	21	24	5.26	.330
Night	—	—	—	—	—	—	—	—	—	—	—	—	—
Starter	0	1	4	4	17.1	25	12	9	0	9	15	4.67	.342
Reliever	0	1	4	0	8.1	11	13	6	0	12	9	6.48	.306
February	0	1	1	0	3.1	3	4	0	0	5	3	0.00	.231
March	0	0	5	2	15.2	20	12	9	0	13	17	5.17	.313
April	0	2	2	2	6.2	13	9	6	0	3	4	8.10	.406
May	—	—	—	—	—	—	—	—	—	—	—	—	—

KELLER'S 2024 SPLITS vs. LHB/RHB

	BF	AB	H	2B	3B	HR	BB	SO	AVG	OBP	SLG	OPS
Total	131	109	36	9	0	0	21	24	.330	.435	.413	.848
vs. LHB	30	26	5	0	0	0	4	9	.192	.300	.192	.492
vs. RHB	101	83	31	9	0	0	17	15	.373	.475	.482	.957

SINGLE-GAME HIGHS & LOWS

2024	CAREER
6.0, at Princeton (3/22 - G2)	IP 7.0, (2x), Last: at Harvard (4/15/23)
8, vs. Dartmouth (3/30 - G2)	H 8, (2x), Last: vs. Dartmouth (3/30/24 - G2)
7, at Georgetown (3/10 - G1)	R 7, at Georgetown (3/10/24 - G1)
5, at Penn (4/13 - G1)	ER 6, (2x), Last: at VCU (3/10/23)
5, at Georgia Tech (2/23)	BB 5, (2x), Last: at Georgia Tech (2/23/24)
9, at Princeton (3/22 - G2)	SO 9, at Princeton (3/22/24 - G2)
—	HR 1, (4x), Last: vs. Penn (4/29/23)
—	CG —
—	SHO —
—	W STREAK —
2 games (4/6 - Present)	L STREAK 2 games, (2x), Last: (4/6/24 - Pres.)

NOTE: Bold denotes active streak



ETHAN HAMILL RHP

#13

2024 STATS: 2-1, 4.36 ERA, 33.0 IP, 13 BB, 18 SO

Height / Weight: 6-3 / 200 lbs.

Hometown: Chester, Va.

High School: Thomas Dale

Bats/Throws: R/R

Year: Sophomore

HAMILL'S CAREER STATS

	W	L	ERA	G	GS	CG	IP	H	R	ER	HR	BB	SO	GDP	WHIP	AVG
2023	2	6	7.38	11	11	0	50.0	69	50	41	12	28	27	3	1.94	.337
2024	2	1	5.17	8	5	0	38.1	39	27	22	6	17	21	5	1.46	.264
TOTALS	4	7	6.42	19	16	0	88.1	108	77	63	18	45	48	8	1.73	.306

NEWS & NOTES ON HAMILL

► **THIS WEEKEND:** Hamill is scheduled to make his 20th appearance (17th start) of his collegiate career, while starting for the sixth time in nine appearances in 2024 this wekeend.

► **LAST TIME OUT:** Pitched into the sixth inning for the fourth consecutive start last Sunday at Penn, allowing six runs on six hits in 5.1 innings of work ... walked four batters and struck out three while finishing with a no decision for the second consecutive game ... Cornell has won each of Hamill's last four starts.

► **AGAINST YALE:** Allowed three runs on five hits over 4.1 innings of work, issuing one walk and striking out two in opening game of last year's three-game series.

HAMILL AGAINST YALE

DATE	W-L	SCORE	IP	H	R	ER	HR	BB	SO	HBP	WP	BK	P/S	LEFT
3/24/23	ND	5-3	4.1	5	3	3	1	1	2	1	0	0	68/40	1-3

► **2023:** Started in all 11 appearances, tying classmate **NOAH KELLER** for most starts by a freshman by a Cornell pitcher in a single season (**BRIAN WILLIAMSON** in 1996, **BRIAN McAFEE** in 2012) ... posted 2-6 record with 7.38 ERA ... lone quality start of season came at George Mason on March 18 (6 IP, 1 ER) ... registered first collegiate victory in road win at Harvard on April 15 ... fanned season-high six batters over 5 IP against Princeton (April 22).

► **PRIOR TO CORNELL:** Earned four letters in baseball at Thomas Dale HS ... named an All-Region and All-Metro selection in 2022 ... two-time district champion (2021 and 2022) ... awarded 2022 US Army Reserve National Scholar-Athlete Award ... nominated for 2022 Richmond Sports Backers Male Scholar-Athlete of the Year ... also earned three varsity letters in football and one letter in volleyball.

► **PERSONAL:** Son of Greg and Donna Hamill ... enrolled in the College of Agriculture and Life Sciences.

CORNELL RECORD BOOK

MOST STARTS BY A FRESHMAN PITCHER
On Record in Cornell History

PLAYER	SEASON	STARTS
Brian Williamson	1996	11
Brian McAfee	2012	11
► Ethan Hamill	2023	11
► Noah Keller	2023	11

HAMILL'S 2024 GAME LOG

DATE/OPP	W/L	SCORE	IP	H	R	ER	HR	BB	SO	P/K	LEFT
2/24 at GT*	SV	11-4	4.0	3	2	2	2	1	2	58/36	—
3/2 at JMU*	ND	5-7	4.1	5	2	2	2	1	2	78/53	—
3/10 (2) at GTWN*	ND	0-20	0.2	5	6	4	0	2	2	33/18	—
3/17 at RIC	L	4-8	4.1	4	5	3	1	3	1	86/46	2-5
3/24 at PRIN	W	15-2	6.2	5	2	2	1	3	3	93/55	11-2
3/31 vs. DART	W	11-4	7.0	3	0	0	0	1	4	92/55	9-0
4/7 (2) vs. HARV	ND	6-5	6.0	8	4	3	0	2	4	96/59	3-3
4/14 at PENN	ND	11-9	5.1	6	6	6	0	4	3	98/57	7-5
TOTALS	2-1	5.17	38.1	39	27	22	6	17	21	634/379	59.8%

* — denotes relief appearance

HAMILL'S 2024 SPLITS

SPLIT	W	L	G	GS	IP	H	R	ER	HR	BB	SO	ERA	AVG
Total	2	1	8	5	38.1	39	27	22	6	17	21	5.17	.264
Home	1	0	2	2	13.0	11	4	3	0	3	8	2.08	.239
Away	1	1	6	3	25.1	28	23	19	6	14	13	6.75	.275
Neutral	—	—	—	—	—	—	—	—	—	—	—	—	—
Day	2	1	8	5	38.1	39	27	22	6	17	21	5.17	.264
Night	—	—	—	—	—	—	—	—	—	—	—	—	—
Starter	2	1	5	5	29.1	26	17	14	2	13	15	4.30	.241
Reliever	0	0	3	0	9.0	13	10	8	4	4	6	8.00	.325
February	0	0	1	0	4.0	3	2	2	2	1	2	4.50	.214
March	2	1	5	3	23.0	22	15	11	4	10	12	4.30	.244
April	0	0	2	2	11.1	14	10	9	0	6	7	7.15	.318
May	—	—	—	—	—	—	—	—	—	—	—	—	—

HAMILL'S 2024 SPLITS vs. LHB/RHB

	BF	AB	H	2B	3B	HR	BB	SO	AVG	OBP	SLG	OPS
Total	145	127	33	5	1	6	13	18	.260	.347	.457	.804
vs. LHB	49	42	10	3	0	0	6	8	.238	.347	.310	.656
vs. RHB	96	85	23	2	1	6	7	10	.271	.347	.529	.877

SINGLE-GAME HIGHS & LOWS

	2024	CAREER
7.0, vs. Dartmouth (3/31)	IP	7.0, vs. Dartmouth (3/31/24)
8, vs. Harvard (4/7 - G2)	H	11, at VCU (3/11/23)
6, (2x), Last: at Penn (4/14)	R	9, vs. Brown (4/8/23)
4, at Georgetown (3/10 - G2)	ER	8, at VCU (3/11/23)
4, at Penn (4/14)	BB	6, at Dartmouth (5/6/23)
4, (2x), Last: vs. Harvard (4/7 - G2)	SO	6, vs. Princeton (4/22/23)
2, (2x), Last: at James Madison (3/3)	HR	3, (2x), Last: vs. Princeton (4/22/23)
—	CG	—
—	SHO	—
2 games, 3/24 - 3/31	W STREAK	2 games, 3/24/24 - 3/31/24
—	L STREAK	3 games, 2/25/23 - 3/11/23

NOTE: Bold denotes active streak

IVY LEAGUE HONORS		
DATE	AWARD	PLAYER (SCHOOL)
Feb. 26	Player	Davis Baker (Penn)
	Pitcher	Andy Leon (Columbia)
	Rookie	Miles Newsome (Brown)
March 4	Player	Jack Cooper (Columbia)
	Pitcher	Sean Matson (Harvard)
	Rookie	Nick Spaventa (Penn)
March 11	Player	Matt Giberti (Harvard)
	Pitcher	Jack Seppings (Brown)
	Rookie	Nick Spaventa (Penn)
March 18	Player	Ryan Taylor (Penn)
	Pitcher	Cole Zaffiro (Penn)
	Rookie	Marco Dumsky (Dartmouth)
March 25	Player	Cole Hage (Columbia)
	Pitcher	Cole Zaffiro (Penn)
	Rookie	Gavin Collins (Penn)
April 1	Player	Cole Fellows (Columbia)
	Pitcher	Callan Fang (Harvard)
	Rookie	Mark Quatrani (Cornell)
April 8	Player	Jack Cooper (Columbia)
	Pitcher	Colton Shaw (Yale)
	Co-Rookie	Eric Jeon (Columbia)
April 15	Co-Rookie	Huxley Holcombe (Cornell)
	Co-Player	Alec Atkinson (Yale)
	Co-Player	Caden Wildman (Cornell)
	Pitcher	Callan Fang (Harvard)
	Rookie	Mark Quatrani (Cornell)

IVY LEAGUE STANDINGS AND SCHEDULES												
as of 4/18/24	IVY LEAGUE					OVERALL						
OPPONENT	W-L	PCT	GB	STREAK	W-L	PCT	STREAK	HOME	AWAY	NEUTRAL	RPI	
Columbia	9-3	.750	—	L1	16-14	.533	W1	12-3	4-9	0-2	141	
Cornell	8-4	.667	1.0	W2	11-13	.458	W3	5-1	6-12	0-0	172	
Penn	6-6	.500	3.0	L2	14-18	.438	L3	8-5	6-13	0-0	198	
Yale	6-6	.500	3.0	W1	12-17	.414	W2	5-5	7-12	0-0	251	
Princeton	6-6	.500	3.0	L1	10-20	.333	L2	4-7	6-13	0-0	224	
Dartmouth	5-7	.417	4.0	W3	10-17	.370	L1	3-4	7-13	0-0	247	
Harvard	5-7	.417	4.0	W1	9-20	.310	W2	1-3	6-15	2-2	243	
Brown	3-9	.250	6.0	L4	8-21	.276	L5	2-7	6-14	0-0	289	
LAST WEEK'S SCORES												
Tuesday, April 9			Wednesday, April 10			Saturday, April 13			Sunday, April 14			
Harvard 10, UMass 3			Boston College 7, Dartmouth 1			Penn 6, Cornell 5			Cornell 11, Penn 9			
Monmouth 10, Princeton 3			Columbia 14, Fordham 2			Cornell 18, Penn 11			Dartmouth 10, Brown 9			
Rhode Island 5, Brown 2			Villanova 5, Penn 3			Dartmouth 5-6, Brown 3-2			Harvard 14, Princeton 2			
			Yale 12, Holy Cross 7			Harvard 3, Princeton 2			Yale 13, Columbia 10			
						Princeton 5, Harvard 4						
						Yale 10, Columbia 8						
						Columbia 10, Yale 3						
THIS WEEK'S SCORES						THIS WEEKEND'S SCHEDULE						
Tuesday, April 16						Saturday, April 13			Saturday, April 13			
Cornell 9, Binghamton 7						Yale at Cornell, 11:30 a.m. (DH)			Yale at Cornell, 12:00			
Columbia 11, St. John's 9						Columbia at Brown, 11:30 a.m. (DH)			Columbia at Brown, 12:00			
Harvard 17, Stonehill 14						Dartmouth at Harvard, 11:30 a.m. (DH)			Dartmouth at Harvard, 12:00			
						Penn at Princeton, 11:30 a.m. (DH)			Penn at Princeton, 12:00			
Wednesday, April 10												
Rider 11, Princeton 3												
Saint Joseph's 8, Penn 3												
Siena 9, Dartmouth 2												
Yale 12, Fairfield 3												

TURNING THE CORNER

► Cornell's 11 wins this season have already surpassed its win total from the 2023 season. With its next win, the Big Red will have its highest win total since posting 14-win seasons in 2017 and 2018, **DAN PEPICELLI**'s second and third years serving as the Ted Thoren Head Coach of Cornell Baseball.

► Entering this weekend, Cornell (11-13) is tied with Butler (14-21), Creighton (27-7), Houston Christian (13-22), New Mexico State (16-19), Northwestern (12-20), and Utah (24-11) for the fifth-best improved team from last season, having a one-game improvement from 2023. Dartmouth (10-16) and Florida State (30-6) pace the nation with their respective 3½-game improvement from its 2023 win totals.

LOOKING TO EXTEND THE STREAKS

► Senior catcher **NATHAN WAUGH** enters this weekend riding a 28-game on-base streak that dates back to last season with a slash line of .296/.406/.491 with six doubles, five home runs, and 29 runs.

► Should Waugh reach base in the first two games of this weekend's series, he will be the first Big Red player since **NATHAN FORD** (2008-09) to have a 30-game on-base streak, when he concluded his collegiate career by reaching safely in his last 42 consecutive games.

► Freshman catcher **MARK QUATRANI** enters the weekend riding a 12-game on-base streak, which includes his team-leading six-game hit streak. Quatrani is slashing .400/.518/.822 with two doubles, a triple, five home runs, and 23 RBI during his on-base streak, and .522/.621/.739 with a pair of doubles, one home run, and 10 RBI during his hit streak.

Q'S PROVIDING THE A'S

► Junior outfielder **JOHN QUINLAN** and freshman catcher **MARK QUATRANI** have been two of Cornell's most reliable hitters since the beginning of Ivy League play.

► Quinlan is hitting a team-leading .418 (23-of-55) in Ivy League play this season, trailing Penn's Wyatt Henseler (.428) for the conference lead in batting average.

► Cornell is the lone Ancient Eight program to have three players with 20-plus hits in Ivy League play, highlighted by Quinlan's league-leading 23 base knocks. Behind Quinlan is sophomore outfielder **CADEN WILDMAN** (20) and junior infielder **MAX JENSEN** (20).

► Quatrani has five home runs in Ivy League contests, tied with Columbia's Sam Miller for second in the conference in home runs in league games, trailing Henseler (six) for the conference lead. Quatrani's 21 RBI lead the conference by four, ahead of Wildman and Columbia's Eric Jeon, who both have 17 ribbies.

► Four Cornell players have OPS figures in Ivy League play above 1.000, with Quatrani leading the way (1.310) and Quinlan (1.066), Wildman (1.044), and Jensen (1.044) behind the first-year catcher.

IVY PRESEASON POLL		
► The Ivy League preseason poll was announced on Feb. 19, with Penn pitted as the unanimous favorite following a vote of 16 panelists.		
► Columbia was picked second, finishing as the only other program to reach the century mark in points (101). Harvard (97 points) and Princeton (87 points) were the other anticipated programs to round out this year's four-team Ivy League Tournament field.		
► Yale was slotted to finish fifth behind its 66 points, while Cornell (37 points) and Brown (35 points) were separated by two points for sixth and seventh places. Dartmouth rounded out the eight-team league with 25 points.		
2024 IVY LEAGUE PRESEASON POLL Two Votes Per Program		
SCHOOL (First-Place Votes)	POINTS	
1. Penn (16)	128	
2. Columbia	101	
3. Harvard	97	
4. Princeton	87	
5. Yale	66	
► 6. Cornell	37	
7. Brown	35	
8. Dartmouth	25	

SERIES HISTORY



SERIES HISTORY

YALE LEADS, 111-78

Ithaca, N.Y.	42-50
West Haven, Conn.	36-59
Neutral Sites	0-2
Under Dan Pepicelli	6-10

SCORING RECORDS

CORNELL	YALE
Ithaca 15	Ithaca 18
. COR, 15-0 (5/10/1974) YALE, 18-5 (4/3/2022)
West Haven 14, (2x)	West Haven 22
. Last: COR, 14-5 (4/1/2001) YALE, 22-5 (5/31/1915)
Neutral Site 2	Neutral Site 5
. YALE, 5-2 (5/17/1980) YALE, 5-2 (5/17/1980)

RESULTS OF LAST 60 GAMES

DATE	SITE	SCORE
4/10/1994	West Haven, Conn.	L, 8-9
4/11/1994	West Haven, Conn.	L, 5-8
4/1/1995	Ithaca, N.Y.	W, 5-4 (9 inn.)
4/1/1995	Ithaca, N.Y.	L, 2-3
4/14/1996	West Haven, Conn.	L, 4-9
4/14/1996	West Haven, Conn.	L, 2-4
4/6/1997	Ithaca, N.Y.	L, 0-1
4/6/1997	Ithaca, N.Y.	L, 3-6
4/10/1998	West Haven, Conn.	W, 14-8
4/10/1998	West Haven, Conn.	L, 10-16
4/2/1999	Ithaca, N.Y.	L, 8-9
4/2/1999	Ithaca, N.Y.	L, 5-6 (9 inn.)
4/10/2000	West Haven, Conn.	W, 7-6
4/10/2000	West Haven, Conn.	W, 6-3
4/1/2001	West Haven, Conn.	W, 14-5
4/1/2001	West Haven, Conn.	L, 4-6 (10 inn.)
4/13/2002	West Haven, Conn.	W, 5-1
4/13/2002	West Haven, Conn.	L, 3-9
4/5/2003	Ithaca, N.Y.	L, 3-4
4/5/2003	Ithaca, N.Y.	W, 5-4
4/10/2004	West Haven, Conn.	L, 2-6
4/10/2004	West Haven, Conn.	L, 2-5
4/5/2005	Ithaca, N.Y.	L, 2-11
4/5/2005	Ithaca, N.Y.	W, 4-3
4/10/2006	Providence, R.I.	L, 4-5
4/10/2006	Providence, R.I.	L, 2-9
3/31/2007	Ithaca, N.Y.	L, 5-6
3/31/2007	Ithaca, N.Y.	W, 5-0
4/6/2008	West Haven, Conn.	L, 5-6
4/6/2008	West Haven, Conn.	L, 1-2
3/31/2009	Ithaca, N.Y.	W, 4-2
3/31/2009	Ithaca, N.Y.	L, 2-3
4/10/2010	West Haven, Conn.	L, 5-7
4/10/2010	West Haven, Conn.	L, 3-4 (8 inn.)
4/2/2011	Ithaca, N.Y.	L, 3-5
4/2/2011	Ithaca, N.Y.	L, 2-7
4/8/2012	West Haven, Conn.	W, 5-3
4/8/2012	West Haven, Conn.	W, 8-6
3/31/2013	Ithaca, N.Y.	W, 8-5
4/1/2013	Ithaca, N.Y.	L, 2-4
4/5/2014	West Haven, Conn.	W, 6-4
4/5/2014	West Haven, Conn.	L, 0-1 (8 inn.)
3/29/2015	Ithaca, N.Y.	W, 7-5
3/29/2015	Ithaca, N.Y.	W, 10-1
4/10/2016	West Haven, Conn.	L, 8-9 (10 inn.)
4/10/2016	West Haven, Conn.	L, 2-4 (11 inn.)
4/2/2017	Ithaca, N.Y.	W, 6-4
4/2/2017	Ithaca, N.Y.	L, 2-7
4/7/2018	Ithaca, N.Y.	L, 4-7
4/8/2018	Ithaca, N.Y.	L, 7-8 (10 inn.)
4/9/2018	Ithaca, N.Y.	L, 4-7
3/30/2019	West Haven, Conn.	W, 3-0
3/30/2019	West Haven, Conn.	L, 0-2
4/1/2019	West Haven, Conn.	L, 2-7
4/2/2022	Ithaca, N.Y.	W, 2-1
4/2/2022	Ithaca, N.Y.	W, 12-9
4/3/2022	Ithaca, N.Y.	L, 5-18
3/24/2023	West Haven, Conn.	W, 5-3
3/26/2023	West Haven, Conn.	L, 2-12
3/26/2023	West Haven, Conn.	W, 7-5

SCOUTING YALE

- Yale enters this weekend with a 12-17 overall record and a 6-6 mark in Ivy League play, which is tied with Penn and Princeton for third place in the Ancient Eight.
- The Bulldogs are coming off a series victory over Columbia last weekend in New York City, posting an eight-run comeback to take the opening game, 10-8, before falling in the nightcap of last Saturday's doubleheader, 10-3. Yale took the rubber match, 13-10, using a pair of five-run innings to claim its first series victory over the Lions since 2017.
- Over its last six games, Yale is 5-1 with its lone blemish coming in last Saturday's contest to Columbia. The Bulldogs took a midweek contest from its Nutmeg State rival Fairfield, 12-3, on Wednesday. In each of its last five victories, Yale has scored at least 10 runs and has 12-plus runs in four of its last five triumphs.
- Davis Hanson paces the Bulldogs' offense in numerous categories including batting average (.324), runs (22), hits (35), doubles (11), home runs (6), RBI (25), on-base percentage (.440), slugging percentage (.593), and OPS (1.033). Alec Atkinson is the only other Yale player to bat .300 on the season (.301), while he is one of two Bulldog players with 10-plus steals this season, going 16-of-18 on steal attempts.
- The Bulldogs have stolen 65 bases this season, the 38th-most by a Division I program this season. Its 2.24 steals-per-game average ranks 17th nationally.
- Another strength of the Bulldogs this season has been its pitching, combining for a 5.15 ERA which leads the Ivy League by 181 points (Penn — 6.96). It also leads the league in hits allowed per 9 innings with its 8.64 figure that is situated 44th among Division I programs heading into this weekend's slate.
- Reid Easterly paces the pitching staff with his team-leading 4.47 ERA over 54.1 innings pitched, where he has struck out 53 batters tied with Harvard's Sean Matson for the second-most punchouts by an Ivy League hurler.

136 YEARS, 255 MILES, 189 MEETINGS

- Yale owns the lead in the series with Cornell, 111-78, dating back to the first meeting between Ivy League rivals on May 17, 1887 in New Haven, Conn., where Bulldogs pitcher Amos Alonzo Stagg — inventor of the batting cage — pitched a five-hit complete game in the Bulldogs' 9-1 triumph.
- The Big Red has claimed the season series in each of the last two seasons, claiming victory in four of the last six games against the Bulldogs.
- With a series victory this weekend, it would mark the first time Cornell took three consecutive season series from Yale since doing so in four straight years from 1969-72 (1-0 in 1969, 2-0 in 1970, 1-0 in 1971, 1-0 in 1972), as a part of the program's six-game win streak over the Bulldogs, its longest win streak ever against Yale.

CORNELL VS. YALE

PLAYER	GP	GS	AB	R	H	2B	3B	HR	RBI	BB	HBP	SO	SF	SH	SB	AVG	OBP	SLG	
TJ Swidorski	1	1	3	0	2	0	0	0	1	0	0	0	1	0	0	.667	.500	.667	
Max Jensen	6	6	21	3	8	5	0	0	3	6	0	4	0	0	2	.381	.519	.619	
John Quinlan	4	3	13	1	4	2	0	0	1	1	1	1	1	0	1	.308	.375	.462	
Nathan Waugh	6	5	19	4	5	1	0	2	7	1	2	6	0	0	0	.263	.364	.632	
Jakobi Davis	5	5	13	4	3	0	0	0	2	4	2	4	0	0	6	.231	.474	.231	
Matt Barnhorst	6	6	22	5	5	3	0	1	6	3	0	4	1	0	2	.227	.308	.500	
Ryan Porter	5	5	18	0	4	0	0	0	3	2	0	4	0	1	1	.222	.300	.222	
Kyle Musser	2	1	7	1	0	0	0	0	1	0	0	3	0	0	0	.000	.000	.000	
Braden Mack	1	1	2	0	0	0	0	0	0	1	0	1	0	0	0	.000	.333	.000	
TOTALS	36	33	118	18	31	11	0	3	24	18	5	27	3	1	12	.263	.375	.432	
PLAYER	W-L	ERA	APP	GS	CG	SHO	SV	IP	H	R	ER	BB	SO	AVG	WP	HP	BK	SF	SH
Carson Mayfield	0-0	0.00	2	0	0	0/0	1	3.2	3	2	0	1	3	.214	0	0	0	0	0
Ryan Porter	0-0	0.00	2	0	0	0/0	2	3.0	1	0	0	2	2	.111	0	1	0	0	0
Will Long	0-0	0.00	1	0	0	0/0	0	2.0	0	0	0	0	2	.000	0	0	0	0	0
William Stephens	0-0	0.00	1	0	0	0/0	0	1.0	1	1	0	2	1	.250	0	0	0	0	0
John Gerfen	0-0	0.00	1	0	0	0/0	0	0.2	0	0	0	0	0	1	.000	0	0	0	0
Noah Keller	1-0	3.00	1	1	0	0/0	0	6.0	5	3	2	1	7	.217	0	0	0	1	0
Ethan Hamill	0-0	6.23	1	1	0	0/0	0	4.1	5	3	3	1	2	.313	0	1	0	0	2
Beck Urofsky	0-0	8.10	1	0	0	0/0	0	3.1	7	3	3	2	3	.467	1	2	0	0	0
Tom Clancy	0-0	9.00	1	0	0	0/0	0	1.0	2	1	1	5	0	.400	0	0	0	0	0
Von Baker	0-2	27.00	2	2	0	0/0	0	3.2	8	14	11	9	3	.444	1	2	0	1	0
Chris Ellison	0-0	54.00	1	0	0	0/0	0	0.1	1	2	2	1	0	.500	0	0	0	0	0
TOTALS	1-3	6.83	14	4	0	0/0	3	29	33	29	22	24	24	.289	2	6	0	2	2

BOOTH FIELD



After spending over 100-plus years at Hoy Field, Cornell's legendary, and storied, on-campus field, the Cornell baseball team officially moved to Booth Field, the program's brand-new, \$17.5 million off-campus facility on Friday, April 21, 2023.

Booth Field is named in honor of former Cornell pitcher **RICH BOOTH '82**, who has shown “extraordinary leadership and generosity — much of its anonymous — over the last four decades.”

The facility features many state-of-the-art amenities for the Cornell baseball team, including a 1500-square foot team room and lounge, 1500-square foot locker room, and a 7000-square foot indoor area for batting cages and pitching mounds. A nutrition station, Hall of Fame area, and a coaches room is included at the facility, which was completed this past summer.

BOOTH FIELD FIRSTS [ALL OCCURRED ON 4/7/23 UNLESS DENOTED]

GAME: Friday, April 21, 2023 (Princeton 11, Cornell 8)

CORNELL WIN: April 28, 2023 (Game 2 — Cornell 11, Penn 9)

ATTENDANCE: 397

TIME OF GAME | TEMPERATURE: 2:21 | 84°F

FIRST PITCH: 3:33 p.m. by Spencer Edwards, Cornell; fastball, ball

BATTER: Matt Scannell, Princeton (homered)

PLATE UMPIRE: Mike Lum

HIT: Home run by Matt Scannell, 1st inning, none on

RUN: Matt Scannell, Princeton (homered)

SINGLE: Brendan Cumming, Princeton, 1st inning

DOUBLE: Max Jensen, Cornell, 1st inning

TRIPLE: Jakobi Davis, Cornell, 2nd inning

FIRST RBI: Matt Scannell, Princeton, 1st inning (homered)

HOME RUN: Matt Scannell, Princeton, (1st inning off Spencer Edwards)

TWO-RUN HOME RUN: Kyle Vinci, Princeton, (4th inning off Spencer Edwards)

THREE-RUN HOME RUN: Kyle Vinci, Princeton, (7th inning off Carson Mayfield)

GRAND SLAM: Kyle Vinci, Princeton, 4/8/23, (7th inning off Von Baker)

PINCH-HIT HOME RUN: Never happened

INSIDE-THE-PARK HOME RUN: Never happened

WINNING PITCHER: Jackson Emus, Princeton (starter)

LOSING PITCHER: Spencer Edwards, Cornell (starter)

SAVE: Jacob Faulkner, Princeton

PUTOUT: Matt Barnhorst, Cornell (first out of 6-4-3 DP)

ASSIST: Ryan Porter, Cornell (GIDP to shortstop)

ERROR: Noah Granet, Princeton, fielding

CG SHUTOUT: Tom Chmielewski, Princeton, 4/8/23

9-INNING CG SHO: Has not happened

WALK: Cornell's John Quinlan by Princeton's Jackson Emus, 1st inning

STRIKEOUT: Princeton's Kyle Vinci by Cornell's Spencer Edwards, 1st inning

STOLEN BASE: Scott Bandura, Princeton, 4th inning

DOUBLE PLAY: Porter to Barnhorst to Jensen, Cornell, 1st inning

TRIPLE PLAY: Has not happened

BALK: Noah Keller, Cornell, 3/30/24 (G2), vs. Dartmouth

ONE-HITTER: Has not happened

NO-HITTER: Has not happened

2024 BIG RED HOME RUNS

PLAYER	HR	vL	vR	ROAD/		RUNNERS ON				OUTS			TIED		GO AHEAD	DIRECTION					TEAM W-L	LAST HR			
				HOME	NEUTRAL	0	1	2	3	0	1	2	GAME			LF	LC	CF	RC	RF		DATE	OPPONENT	PITCHER	AB SINCE
Matt Barnhorst	5	—	5	2	3	2	3	—	—	2	2	1	1	—	—	2	1	1	—	1	3-2	4/7/24	Harvard	Matson	19
Owen Carlson	—	—	—	—	—	—	—	—	—	—	—	—	—	—	—	—	—	—	—	—	—	—	—	—	—
Jakobi Davis	2	1	1	1	1	1	—	—	1	—	1	1	—	—	—	—	—	—	—	2	2-0	3/30/24	Dartmouth	Cortland	23
Kevin Hager	2	—	2	1	1	1	—	1	—	1	—	1	—	—	—	1	1	—	—	—	2-0	4/14/24	Penn	Katz	8
Huxley Holcombe	—	—	—	—	—	—	—	—	—	—	—	—	—	—	—	—	—	—	—	—	—	—	—	—	—
William Jaun	—	—	—	—	—	—	—	—	—	—	—	—	—	—	—	—	—	—	—	—	—	—	—	—	—
Max Jensen	3	1	2	1	2	3	—	—	—	1	1	1	1	1	—	—	—	1	1	1	1-2	4/6/24	Harvard	Burns	30
Luke Johnson	—	—	—	—	—	—	—	—	—	—	—	—	—	—	—	—	—	—	—	—	—	—	—	—	—
Braden Mack	1	1	—	1	—	—	—	—	1	—	1	—	—	1	—	1	—	—	—	—	1-0	3/30/24	Dartmouth	Milberg	26
Jackson Marko	—	—	—	—	—	—	—	—	—	—	—	—	—	—	—	—	—	—	—	—	—	—	—	—	—
Kyle Musser	1	—	1	—	1	—	—	1	—	—	—	1	—	1	—	—	1	—	—	—	1-0	4/16/24	Binghamton	Rosner	0
Ryan Porter	—	—	—	—	—	—	—	—	—	—	—	—	—	—	—	—	—	—	—	—	—	4/28/23	Penn	Zaffiro	33
Mark Quatrani	6	—	6	4	2	3	1	1	1	5	—	1	—	1	—	1	—	—	—	5	3-2	4/7/24	Harvard	Fang	17
John Quinlan	4	—	4	2	2	3	1	—	—	1	2	1	—	—	—	—	—	—	1	3	4-0	4/16/24	Binghamton	Rosner	0
TJ Swidorski	—	—	—	—	—	—	—	—	—	—	—	—	—	—	—	—	—	—	—	—	—	2/25/23	JMU	Murphy	89
Beck Urofsky	—	—	—	—	—	—	—	—	—	—	—	—	—	—	—	—	—	—	—	—	—	—	—	—	—
Matthew Walters	—	—	—	—	—	—	—	—	—	—	—	—	—	—	—	—	—	—	—	—	—	—	—	—	—
Nathan Waugh	4	2	2	1	3	2	1	—	1	1	1	2	1	1	—	—	—	2	1	1	3-1	3/30/24	Dartmouth	Dumsky	33
Caden Wildman	4	—	4	1	3	1	1	—	2	1	1	2	1	—	—	1	1	1	1	—	3-0	4/13/24	Penn	Sarti	10

LEADOFF HR [0]

PLAYER (CAREER NO.) DATE / OPP

BACK-TO-BACK HR [3]

PLAYERS DATE / OPP

Quatrani / Barnhorst 3/30 (G2) vs. DART
Barnhorst / Hager 3/30 (G2) vs. DART
Davis / Quinlan 3/30 (G2) vs. DART

2-HR GAMES [2]

PLAYER (CAREER NO.) DATE / OPP

Mark Quatrani (1) 3/30 (G2) vs. DART
Caden Wildman (1) 4/13 (G2) at PENN

3-HR GAMES [0]

PLAYER (CAREER NO.) DATE / OPP

GRAND SLAMS [6]

PLAYER (CAREER NO.) DATE / OPP

Jakobi Davis (1) 3/24 at PRIN
Nathan Waugh (1) 3/30 (G1) vs. DART
Braden Mack (1) 3/30 (G2) vs. DART
Mark Quatrani (1) 3/30 (G2) vs. DART
Caden Wildman (1) 4/13 (G2) at PENN
Caden Wildman (2) 4/13 (G2) at PENN

PINCH-HIT HR [0]

PLAYER (CAREER NO.) DATE / OPP

WALK-OFF HR [0]

PLAYER (CAREER NO.) DATE / OPP

INSIDE-THE-PARK HR [0]

PLAYER (CAREER NO.) DATE / OPP

BIG RED MISCELLANEOUS BATTING

PLAYER	MULTI-HIT GAMES						MULTI-RBI GAMES						HIT STREAKS				HITS			
	2	3	4	5+	TOTAL	CAREER	2	3	4	5+	TOTAL	CAREER	5-9	10-14	15+	ACTIVE	2024 HIGH	CAREER HIGH	INFIELD	BUNT
Matt Barnhorst	4	1	—	—	5	15	2	1	1	—	4	9	—	—	—	2	4, (2/23 - 3/2)	5, 2022	—	—
Owen Carlson	2	—	—	—	2	2	—	—	—	—	—	—	—	—	—	1	2, (3/16 - 3/17)	2, 2024	—	1
Jakobi Davis	4	1	—	—	5	13	—	—	1	—	1	7	—	—	—	1	4, (2x), Last: 3/24 - 3/31	6, (2x), Last: 2023-24	2	—
Kevin Hager	2	—	—	—	2	2	—	1	—	—	1	1	—	—	—	2	3, (3/22 - 3/30)	3, 2024	2	—
Huxley Holcombe	—	—	—	—	—	—	—	—	—	—	—	—	—	—	—	—	—	—	—	—
William Jaun	—	—	—	—	—	—	—	—	—	—	—	—	—	—	—	2	2, (3/10 - 3/16)	2, 2024	1	—
Max Jensen	8	1	1	—	10	29	2	1	—	—	3	14	1	—	—	4	5, (3/15 - 3/24)	8, 2022	1	1
Luke Johnson	2	—	—	—	2	2	1	—	—	—	1	1	—	—	—	3	3, (2x), Last: (4/13 - 4/16)	3, (2x), Last: 2024	2	—
Braden Mack	2	1	—	—	3	4	2	1	1	—	4	4	1	—	—	2	8, (3/16 - 4/6)	8, 2024	1	1
Jackson Marko	—	—	—	—	—	—	—	—	—	—	—	—	—	—	—	—	—	—	—	—
Kyle Musser	1	—	—	—	1	2	—	1	—	—	1	3	—	—	—	2	2, (4/13 - 4/16)	4, 2023	—	—
Ryan Porter	1	—	—	—	1	12	1	—	—	—	1	9	—	—	—	1	2, (2/23 - 2/25)	4, 2022-23	1	—
Mark Quatrani	5	2	—	—	7	7	3	2	—	1	6	6	1	—	—	6	6, (4/6 - 4/13)	6, 2024	—	—
John Quinlan	5	2	2	—	9	17	3	—	—	—	3	4	1	—	—	4	6, (3/23 - 4/7)	7, 2023-24	3	1
TJ Swidorski	2	—	—	—	2	5	—	1	—	—	1	2	—	—	—	0	2, (3x), Last: 4/6 - 4/13	3, 2023	—	—
Beck Urofsky	—	—	—	—	—	—	—	—	—	—	—	—	—	—	—	—	—	—	—	—
Matthew Walters	—	—	—	—	—	—	—	—	—	—	—	—	—	—	—	—	—	—	—	—
Nathan Waugh	6	—	—	—	6	23	3	2	1	—	6	16	2	1	1	0	15, (2/23 - 3/30)	19, 2023-24	2	—
Caden Wildman	3	4	—	—	7	7	2	1	—	1	4	4	2	1	—	0	11, (3/22 - 4/13)	11, 2024	4	4

Bold denotes active streak

BIG RED 2024 BATTING SPLITS

	AB	R	H	2B	3B	HR	RBI	BB	SO	AVG	OBP	SLG	OPS
Total	851	169	241	32	5	32	153	89	214	.283	.373	.445	.818
Home	208	52	65	8	1	14	50	15	50	.313	.386	.563	.948
Away	643	117	176	24	4	18	103	74	164	.274	.369	.407	.777
Neutral	—	—	—	—	—	—	—	—	—	—	—	—	—
Day	815	160	231	32	5	30	147	81	208	.283	.371	.445	.817
Night	36	9	10	0	0	2	6	8	6	.278	.409	.444	.854
February	105	19	28	6	0	2	13	14	39	.267	.371	.381	.752
March	494	90	136	21	4	20	85	45	108	.275	.362	.455	.817
April	252	60	77	5	1	10	55	30	67	.306	.395	.452	.848
May	—	—	—	—	—	—	—	—	—	—	—	—	—

BIG RED LINEUP PRODUCTION

	AB	R	H	2B	3B	HR	RBI	BB	SO	AVG	OBP	SLG	OPS
1st	105	27	32	3	1	4	12	9	18	.305	.387	.467	.854
2nd	94	21	32	4	2	2	14	16	9	.340	.461	.489	.950
3rd	94	25	26	5	0	4	23	16	32	.277	.386	.457	.843
4th	100	19	29	3	0	5	20	6	22	.290	.366	.470	.836
5th	96	15	26	2	0	2	21	7	25	.271	.355	.354	.709
6th	97	21	33	6	0	8	35	9	24	.340	.413	.649	1.062
7th	94	9	20	2	0	4	10	7	29	.213	.282	.362	.644
8th	88	13	19	3	2	1	8	9	26	.216	.311	.330	.641
9th	83	19	24	4	0	2	10	10	29	.289	.385	.410	.795

DAILY BATTING LOGS

PLAYER	3/17 at RIC	3/22 (1) at PRIN	3/22 (2) at PRIN	3/24 at PRIN	3/30 (1) vs. DART	3/30 (2) vs. DART	3/31 vs. DART	4/6 vs. HAR	4/7 (1) vs. HAR	4/7 (2) vs. HAR	4/13 (1) at PENN	4/13 (2) at PENN	4/14 at PENN	4/16 at BING
Matt Barnhorst	k4eo1	ooob	ooko	ko1k4	okoo	ko4	woko	oobo	4bck	keko	ookk	1kwkc	ko1oo	
Owen Carlson	ko1o1	o			o	ok			1			o		1dkoo
Jakobi Davis	oko1	o2ok	kwwo	4kke1	1kob	1kk4	oo12	ookk	w11w	okkk	wokk	ok	w11k1	
Kevin Hager	o	1oo1	1kok			1o4oo		wowo		kbhk			4kkoo	c1kow
Huxley Holcombe						h								
Max Jensen		ooow4o	1w111	1ow2ow	khooo	2hook	3o1o1	4eoo	o1oo1	kkoo	1ooo1	e1ow1o	oo11w	o11ow
Luke Johnson		ow1w	ko0o		h	k			o			wk1kwo	o11hk	ok1o
Braden Mack	hhoo1	oo1		2o2ok	1k	4d1o	kkd1o	1oFk	ko0o	kck1	1ohbk			
Kyle Musser					ooo1				d			w11		kc0o4
Mark Quatrani	od3w		o4ow	holeko		oo414	4ooe	okhh	oe12	k4h1	2ko1d	hok1wk	1wo11	1wk1w
John Quinlan	khoo	kk1k1	oobco	1ooe11	wwk2o	w1ok4k	111ho	o41oo	o111	ooko	wo1wo	oh3111	1oococ	o1ww4
TJ Swidorski	1hkko			wwoeo	hoo1		ko0o		kk1o		11ok	Fkckok		
Nathan Waugh	ooow1o	o1oho	kkoe1	ooooo1	e4oo	kkekw	2kk2w	we2k	kFk1o	k1w2	wko1k	kkFcww	wokoh	woweo
Caden Wildman	ooo1k	ko0do	11ooo	ho1k21	co1o	h11w1	wkwo1	oc1o	1kok	o141	kk01h	kk1k44	koko2	okdoo

KEY: 1-Single, 2-Double, 3-Triple, 4-Home Run, o-Out, k-Strikeout, w-Walk, W-Int. Walk, h-Hit by Pitch, e-Reached on Error, b-Sac Bunt, F-Sac Fly, c-Fielder's Choice, d-Double Play;
NOTE: Shading denotes started game; read left-to-right for first-to-last AB.

BIG RED W-L RECORD BY LINEUP CARD

PLAYER	BATTING ORDER (STARTS)									BY POSITION (STARTS)								
	1ST	2ND	3RD	4TH	5TH	6TH	7TH	8TH	9TH	C	1B	2B	3B	SS	LF	CF	RF	DH
Matt Barnhorst	—	—	—	—	—	1-2	9-8	0-1	—	—	—	10-11	—	—	—	—	—	—
Owen Carlson	—	0-2	—	—	—	—	1-0	1-1	—	—	—	1-2	0-1	—	—	—	—	1-0
Jakobi Davis	—	—	—	—	—	0-2	—	0-1	10-8	—	—	—	—	—	—	10-11	—	—
Kevin Hager	—	—	—	—	—	1-2	1-1	4-2	0-1	—	—	—	—	6-6	—	—	—	—
William Jaun	—	—	—	0-4	1-0	—	—	—	—	—	1-2	—	—	—	—	—	—	0-2
Max Jensen	—	11-11	—	0-1	—	—	—	—	—	—	4-8	—	7-4	—	—	—	—	—
Luke Johnson	1-6	—	—	—	—	1-0	—	1-2	1-0	—	—	—	4-8	—	—	—	—	—
Braden Mack	—	—	—	1-0	5-5	1-2	—	—	—	0-1	6-3	—	—	—	—	—	—	1-3
Jackson Marko	—	—	—	—	—	—	—	—	—	—	—	—	—	—	—	—	—	—
Kyle Musser	—	—	—	—	—	2-0	—	—	—	—	—	—	—	—	1-0	—	—	1-0
Ryan Porter	0-1	—	—	—	1-4	—	—	0-1	—	—	—	—	—	—	1-4	—	0-2	—
Mark Quatrani	—	—	—	—	4-1	4-3	0-1	0-2	—	5-6	—	—	—	—	—	—	—	3-1
John Quinlan	10-6	—	—	—	—	—	—	—	0-3	—	—	—	—	—	9-9	—	1-0	—
TJ Swidorski	—	—	—	—	—	0-1	0-2	5-3	0-1	—	—	—	—	5-7	—	—	—	—
Beck Urofsky	—	—	—	—	—	—	—	—	—	—	—	—	—	—	—	—	—	—
Matthew Walters	—	—	—	—	—	—	—	—	—	—	—	—	—	—	—	—	—	—
Nathan Waugh	—	—	11-13	—	—	—	—	—	—	6-6	—	—	—	—	—	—	—	5-7
Caden Wildman	—	—	—	10-8	0-3	1-1	0-1	—	—	—	—	—	—	—	—	1-2	10-11	—

BIG RED STARTING PITCHER RUN SUPPORT

PLAYER	RUN		RUN SUPPORT		RUNS		TEAM	QUALITY
	GS	SUPPORT	PER 9 IP	IN STARTS	PER START	W-L		
Carson Mayfield	7	17	5.04	37	5.29	3-4	1	
Ethan Hamill	5	32	9.82	47	9.40	4-1	3	
Noah Keller	4	17	8.83	31	7.75	1-3	1	
William Jaun	4	14	8.22	20	5.00	1-3	0	
Huxley Holcombe	2	9	13.50	20	10.00	1-1	0	
Nathaniel Jennewein	1	1	4.50	9	9.00	1-0	0	
Von Baker	1	0	0.00	5	5.00	0-1	0	
TOTALS	23	89	8.12	160	6.96	10-13	5	

RUNS BY INNING

	1	2	3	4	5	6	7	8	9	10	11	12	13	14	15	TOTAL
BIG RED	30	17	8	10	19	22	28	18	17	0	—	—	—	—	—	169
OPPONENTS	29	26	12	17	22	36	10	17	15	1	—	—	—	—	—	185
DIFFERENCE	+1	-9	-4	-7	-3	-14	+18	+1	+2	-1	—	—	—	—	—	-16

VICTORY MARGIN

	1	2	3	4	5	6	7	8	9	10	11	12	13	14	15+
BIG RED	2	3	—	—	—	1	3	—	—	—	—	—	—	1	1
OPPONENTS	3	1	2	3	—	—	—	1	—	1	—	—	—	—	2

BIG RED 2024 PITCHING SPLITS

	W	L	SV	G	IP	H	R	ER	HR	BB	SO	ERA	AVG
Total	11	13	2	24	205⅔	228	185	169	24	149	155	7.40	.283
Home	5	1	1	6	54	57	34	30	0	27	38	5.00	.285
Away	6	12	1	18	151⅔	171	151	139	24	122	117	8.25	.283
Neutral	—	—	—	—	—	—	—	—	—	—	—	—	—
Day	10	13	2	23	196⅔	222	178	162	24	137	143	7.41	.287
Night	1	0	0	1	9	6	7	7	0	12	12	7.00	.194
Starter	6	9	0	24	100⅔	115	94	88	12	60	72	7.87	.282
Reliever	5	4	2	24	105	113	91	81	12	89	83	6.94	.285
February	1	2	1	3	25	30	25	21	8	24	19	7.56	.291
March	5	9	1	14	118⅔	132	104	96	14	83	93	7.28	.282
April	5	2	0	7	62	66	56	52	2	42	43	7.55	.282
May	—	—	—	—	—	—	—	—	—	—	—	—	—

BIG RED MULTI-RUN INNINGS

	TIMES	LAST TIME
2 Runs	11	4/7 (G2) vs. Harvard (6th inning, 1 hits)
3 Runs	12	4/16 at Binghamton (7th inning, 2 hits)
4 Runs	9	4/16 at Binghamton (9th inning, 2 hits)
5 Runs	5	4/13 (G2) at Penn (6th inning, 3 hits; 7th inning, 4 hits)
6 Runs	2	3/30 (G2) vs. Dartmouth (5th inning, 5 hits)
7 Runs	1	3/24 at Princeton (1st inning, 4 hits)
8 Runs	0	—
9 Runs	0	—
10 Runs	0	—



DAN PEPICELLI

9TH SEASON AT CORNELL

Years in Role: 9th Season as Head Coach
College: SUNY Cortland '90
Coaching Location: Dugout

DAN PEPICELLI was named the Ted Thoren Head Coach of Cornell Baseball on Aug. 10, 2015, and is currently in his ninth season at the helm of the Cornell baseball program.

Pepicelli's 94 wins as the Big Red's head coach stand as the fourth-most in program history, trailing **TED THOREN** (515), **TOM FORD** (264), and **BILL WALKENBACH** (130).

Under Pepicelli's tutelage, Cornell has produced 21 All-Ivy League selections — including five First Team and eight Second Team selections. Four Big Red players have also been selected in the Major League Baseball Amateur Draft.

Before his arrival on East Hill, Pepicelli spent six seasons at Clemson where he had three coaching titles during his six-year stay. The final three years with the Tigers were as the associate head coach.

He became the Tigers' first pitching coach to lead a staff to Omaha in his first season with the squad. That year, Clemson's pitching staff posted the first of four consecutive seasons with an ERA under 4.00. Pepicelli recruited and developed Matt Crownover, who earned freshman All-America accolades in 2013 and ACC Pitcher of the Year honors in 2015, and was instrumental in assembling Baseball America's ninth-ranked recruiting class in 2015. In total, 10 Clemson pitchers were selected in the Major League Baseball Amateur Draft in Pepicelli's tenure at Clemson.

By joining the Big Red, Pepicelli returned home to upstate New York, where he previously had 11 years of head coaching experience at the Division III level between St. John Fisher and Hartwick.

After serving as an assistant coach for three seasons at Hartwick, Pepicelli was promoted to head coach for the 1999 season. Following his two-year tenure at Hartwick, Pepicelli was head coach and assistant athletic director at St. John Fisher for nine seasons (2001-09). Pepicelli was a two-time Empire 8 Coach of the Year (2001, 2007), with the latter coming when the Cardinals advanced to the NCAA Division III College World Series for the first time in program history.

Pepicelli's teams at St. John Fisher had winning records in each of his last seven seasons. His team garnered national recognition for sportsmanship in 2008 after a line-drive foul ball struck the opposing team's third-base coach in the head during the ninth inning of the play-in game of the 2008 ECAC Upstate Championship. Despite the fact the Cardinals were trailing, Pepicelli and the Cardinals elected to concede the game, ending any hope of clinching a berth an NCAA Tournament berth. The Committee on Sportsmanship and Ethical Conduct presented Pepicelli's team with the NCAA All-Divisions Sportsmanship Award.

Along with being the baseball coach at St. John Fisher, Pepicelli was the head strength and conditioning coach where he spent three years on the NCAA Competitive Safeguards Committee. He is a certified strength and conditioning specialist and is a member of the National Strength & Conditioning Association.

A native of Schenectady, N.Y., Pepicelli is married to the former Robyn Molloy, who played for and served as an assistant coach with the Syracuse women's soccer team. The couple has a daughter, Mia, and a son, Owen.

#24

PEPICELLI'S FILE

COACHING EXPERIENCE

1988	Mohawk Valley CC (Volunteer Assistant)
1996-98	Hartwick (Assistant Coach)
1999-2000	Hartwick (Head Coach)
2001-09	St. John Fisher (Head Coach)
2010	Clemson (Assistant Coach)
2011-12	Clemson (Assistant Head Coach)
2013-15	Clemson (Associate Head Coach)
2016-Pres.	Cornell (Head Coach)

PLAYING EXPERIENCE

1986-87	Mohawk Valley CC
1990	SUNY Cortland
1991	SUNY Oneonta

EDUCATION

SUNY Cortland

• B.S., Economics and Management Science, 1990

NCAA COACHING CAREER

SEASON	OVERALL	W-L%	CONF.	W-L%
HARTWICK (1999-2000)				
1999	9-22	.290	—	—
2000	12-18	.400	3-3	.500
TOTAL	21-40	.344	3-3	.500

ST. JOHN FISHER (2001-09)

2001	19-14	.576	6-2	.750
2002	15-19	.441	3-3	.500
2003	16-16	.500	4-4	.500
2004	27-14	.659	4-4	.500
2005	22-15	.595	5-3	.625
2006	26-15	.634	9-7	.563
2007	28-13	.683	7-5	.583
2008	25-14-2	.634	9-7	.563
2009	22-17	.564	8-8	.500
TOTAL	200-137-2	.593	55-43	.561

CORNELL (2016- PRES.)

2016	14-24	.368	7-13	.350
2017	21-17	.553	9-11	.450
2018	14-22-1	.392	9-12	.429
2019	14-24	.368	8-13	.381
2020	1-8	.111	—	—
2021	— NO SEASON (COVID-19 PANDEMIC) —			
2022	11-25	.306	5-16	.238
2023	9-26	.257	8-13	.381
2024	11-13	.458	8-4	.667
TOTAL	95-159-1	.375	54-82	.397
OVERALL	316-336-3	.485	112-128	.467



#14

TOM FORD

ASSOCIATE HEAD COACH
 34TH SEASON AT CORNELL



#27

JOHN TOPPA

ASSISTANT COACH
 2ND SEASON AT CORNELL



#44

JUSTIN DEVOID

VOLUNTEER ASSISTANT COACH
 2ND SEASON AT CORNELL

THE LAST TIME...

A CORNELL TEAM SCORED...

10+ Runs in a Game	11, at Penn (4/14/24 - W, 11-9)
15+ Runs in a Game	18, at Penn (4/13/24 - G2 - W, 18-11)
20+ Runs in a Game	27, at Towson (4/5/17 - W, 27-14)
25+ Runs in a Game	27, at Towson (4/5/17 - W, 27-14)
5+ Runs in an Inning	5, at Penn (4/13/24 - G2 - T6 & T7 - W, 18-11)
6+ Runs in an Inning	6, vs. Dartmouth (3/30/24 - G2 - B5 - W, 17-2)
7+ Runs in an Inning	7, at Princeton (3/24/24 - T1 - W, 15-2)
8+ Runs in an Inning	8, vs. Yale (4/2/22 - G2 - B7 - W, 12-9)
9+ Runs in an Inning	12, at Harvard (4/10/11 - G2 - T2 - W, 18-5)
10+ Runs in an Inning	12, at Harvard (4/10/11 - G2 - T2 - W, 18-5)
10+ Runs in Consecutive Games	18, at Penn (4/13/24 - G2 - W, 18-11) 11, at Penn (4/14/24 - W, 11-9)
10+ Runs in 3+ Straight Games	15, at James Madison (3/15/14 - G1 - L, 15-16) 17, at James Madison (3/15/14 - G2 - W, 17-8) 14, at James Madison (3/16/14 - W, 14-8 - 10 inn.) 16, at Virginia (4/7/1902 - W, 16-10) 10, at Navy (4/9/1902 - W, 10-6)
10+ Runs in 4+ Straight Games	11, vs. Rochester (4/12/1902 - W, 11-1) 12, vs. Niagara (4/19/1902 - W, 12-4) 10, vs. Columbia (4/26/1902 - W, 10-7)

A CORNELL TEAM RECORDED...

15+ Hits in a Game	15, vs. Harvard (4/7/24 - G1 - L, 6-14)
20+ Hits in a Game	28, at Towson (4/5/17 - W, 27-14)
25+ Hits in a Game	28, at Towson (4/5/17 - W, 27-14)
5+ Doubles in a Game	6, at Columbia (4/2/23 - G2 - W, 13-8)
6+ Doubles in a Game	6, at Columbia (4/2/23 - G2 - W, 13-8)
7+ Doubles in a Game	7, at George Mason (3/12/17 - W, 9-3)
8+ Doubles in a Game	9, at James Madison (3/15/14 - G1 - L, 15-16)
9+ Doubles in a Game	9, at James Madison (3/15/14 - G1 - L, 15-16)
2+ Triples in a Game	3, vs. Dartmouth (4/23/22 - G1 - W, 12-7)
3+ Triples in a Game	3, vs. Dartmouth (4/23/22 - G1 - W, 12-7)
4+ Triples in a Game	4, at Bucknell (3/4/00 - G2 - W, 8-6)
3+ Home Runs in a Game	7, vs. Dartmouth (3/30/24 - G2 - W, 17-2)
4+ Home Runs in a Game	7, vs. Dartmouth (3/30/24 - G2 - W, 17-2)
5+ Home Runs in a Game	7, vs. Dartmouth (3/30/24 - G2 - W, 17-2)
6+ Home Runs in a Game	7, vs. Dartmouth (3/30/24 - G2 - W, 17-2)
7+ Home Runs in a Game	7, vs. Dartmouth (3/30/24 - G2 - W, 17-2)
Leadoff Home Run	Adam Saks, at Harvard (4/13/19 - G2 - L, 1-7)
Back-to-Back Home Runs	Mark Quatrani (grand slam) & Matt Barnhorst (solo) — B5, Matt Barnhorst (solo) & Kevin Hager (solo) — B5, & Jakobi Davis (solo) & John Quinlan (solo) — B7, vs. Dartmouth (3/30/24 - G2 - W, 17-2)
Back-to-Back-to-Back Home Runs	M.Quatrani (4-run), M.Barnhorst & K.Hager (solo), vs. Dartmouth (3/30/24 - G2 - W, 17-2)
Two Grand Slams in a Game	Caden Wildman, at Penn (4/13/24 - G2 - W, 18-11)
Drew 10+ Walks in a Game	10, at Georgia Tech (2/23/24 - L, 6-9)
Drew 15+ Walks in a Game	16, at Bucknell (5/1/96 - G1 - W, 18-3)
Hit by 3+ Pitches in a Game	3, vs. Dartmouth (3/30/24 - G2 - W, 17-2)
Hit by 4+ Pitches in a Game	4, at Richmond (3/17/24 - L, 4-8)
Hit by 5+ Pitches in a Game	5, at Yale (4/5/14 - G2 - W, 6-4)
Hit by 6+ Pitches in a Game	7, at Penn (4/15/06 - G2 - W, 23-10)
Hit by 7+ Pitches in a Game	7, at Penn (4/15/06 - G2 - W, 23-10)
4+ Stolen Bases in a Game	4, at Binghamton (4/16/24 - W, 9-7)
5+ Stolen Bases in a Game	5, vs. Princeton (4/22/23 - G1 - L, 5-8)
6+ Stolen Bases in a Game	7, at Coppin State (3/5/22 - G2 - W, 14-5)
7+ Stolen Bases in a Game	7, at Coppin State (3/5/22 - G2 - W, 14-5)
8+ Stolen Bases in a Game	9, at George Washington (3/9/14 - G2 - W, 8-1)
9+ Stolen Bases in a Game	9, at George Washington (3/9/14 - G2 - W, 8-1)
10+ Stolen Bases in a Game	10, vs. Sampson Air Force Base (6/2/52 - W, 8-3)

A CORNELL PITCHING STAFF...

Threw a No-Hitter	Connor Kaufmann, vs. Dartmouth (4/1/12 — W, 2-0)
Threw a Combined No-Hitter	Kerry Brooks (3 inn.), Rob Wilson (3 inn.), Doug Petillo (1 inn.), vs. Rochester (4/5/89 - G1 - W, 2-1)
Threw a Perfect Game	Gary Gronowski, vs. Oneonta (5/11/76 — W, 1-0)
Shutout an Opponent	at Brown (5/7/22 - G2 - W, 3-0)
Shutout an Ivy League Opponent	at Brown (5/7/22 - G2 - W, 3-0)
Posted Consecutive Shutouts	vs. Oneonta (5/2/86 - G1 - W, 4-0) vs. Oneonta (5/2/86 - G2 - W, 5-0)
Struck out 10+ Batters	12, at Binghamton (4/16/24 - W, 9-7)
Struck out 11+ Batters	12, at Binghamton (4/16/24 - W, 9-7)
Struck out 12+ Batters	12, at Binghamton (4/16/24 - W, 9-7)
Struck out 13+ Batters	13, at Princeton (3/22/24 - G2 - L, 3-4)
Struck out 14+ Batters	14, vs. Niagara (2/29/20 - G2 - L, 6-8)
Struck out 15+ Batters	15, vs. Canisius (4/4/18 - W, 6-5)
Struck out 16+ Batters	18, at Princeton (4/29/09 - W, 9-0)
Struck out 17+ Batters	18, at Princeton (4/29/09 - W, 9-0)
Struck out 18+ Batters	18, at Princeton (4/29/09 - W, 9-0)

A CORNELL TEAM ALLOWED...

10+ Runs in a Game	11, at Penn (4/13/24 - G2 - W, 18-11)
15+ Runs in a Game	20, at Georgetown (3/10/24 - G2 - L, 0-20)
20+ Runs in a Game	20, at Georgetown (3/10/24 - G2 - L, 0-20)
25+ Runs in a Game	31, at UC Santa Barbara (3/25/04 - L, 3-31)
5+ Runs in an Inning	7, at Binghamton (4/16/24 - B6 - W, 9-7)
6+ Runs in an Inning	7, at Binghamton (4/16/24 - B6 - W, 9-7)
7+ Runs in an Inning	7, at Binghamton (4/16/24 - B6 - W, 9-7)
8+ Runs in an Inning	16, at Georgetown (3/10/24 - G1 - B2 - L, 6-24)
9+ Runs in an Inning	16, at Georgetown (3/10/24 - G1 - B2 - L, 6-24)
10+ Runs in an Inning	16, at Georgetown (3/10/24 - G1 - B2 - L, 6-24)

A CORNELL TEAM DEFENSIVELY...

Committed 5+ Errors in a Game	6, vs. Binghamton (4/20/22 - W, 10-9 - 10 inn.)
Committed 6+ Errors in a Game	6, vs. Binghamton (4/20/22 - W, 10-9 - 10 inn.)
Committed 7+ Errors in a Game	7, at Le Moyne (4/15/97 - L, 8-14)
Committed 8+ Errors in a Game	8, at Pacific (3/20/96 - L, 7-18)
Committed 9+ Errors in a Game	10, vs. Le Moyne (4/8/92 - G1 - L, 3-19)
Committed 10+ Errors in a Game	10, vs. Le Moyne (4/8/92 - G1 - L, 3-19)
Turned 3+ Double Plays in a Game	3, at Georgia Tech (2/25/24 - W, 11-4)
Turned 4+ Double Plays in a Game	4, vs. Penn (4/24/11 - G2 - L, 2-10)
No Errors in 3+ Straight Games	3 games (3/22/24 - 3/24/24)
No Errors in 4+ Straight Games	4 games (5/3/22 - 5/8/22)

A CORNELL TEAM...

Played an Extra-Inning Game	at Princeton (3/22/24 - G1 - L, 3-4 - 10 inn.)
Played a Top-25 Team	at #5 Wake Forest (3/5/23 - L, 3-10)
Swept a Doubleheader	vs. Dartmouth (3/30/24 - W, 7-5; W, 17-2)
Swept a 3-Game Series	vs. Dartmouth (3/30/24 - 3/31/24)
Swept a 3-Game Ivy League Series	vs. Dartmouth (3/30/24 - 3/31/24)
Swept a 4-Game Series	at Maryland Eastern Shore (3/2/12 - 3/4/12)
Swept a 4-Game Ivy League Series	vs. Penn (4/23/05 - 4/24/05)
Swept in Doubleheader	at Princeton (3/22/24 - L, 3-4 - 10 inn.; L, 3-4)
Swept in 3-Game Series	at James Madison (3/1/24 - 3/3/24)
Swept in 3-Game Ivy League Series	vs. Princeton (4/21/23 - 4/22/23)
Swept in 4-Game Series	at Columbia (4/18/15 - 4/19/15)
Swept in 4-Game Ivy League Series	at Columbia (4/18/15 - 4/19/15)

Bold denotes occurred during 2024 season

A CORNELL INDIVIDUAL...

Scored 4+ Runs in a Game	4, John Quinlan, at Penn (4/13/24 - G2 - W, 18-11)
Scored 5+ Runs in a Game	5, Will Simoneit, at Towson (4/5/17 - W, 24-17)
Recorded 4+ Hits in a Game	4, John Quinlan, at Penn (4/13/24 - G2 - W, 18-11)
Recorded 5+ Hits in a Game	5, Will Simoneit, at Army (4/3/19 - W, 4-1)
Recorded 6+ Hits in a Game	6, Trey Baur, at Towson (4/5/17 - W, 24-17)
Recorded 2+ Doubles in a Game	2, Nathan Waugh, vs. Dartmouth (3/31/24 - W, 17-2)
Recorded 3+ Doubles in a Game	3, Max Jensen, vs. Yale (4/2/22 - G2 - W, 12-9)
Recorded 2+ Triples in a Game	2, Sam Kaplan, vs. Dartmouth (4/23/22 - G1 - W, 12-7)
Recorded 3+ Triples in a Game	3, Steve Caputi, vs. Cortland (4/30/79 - W, 15-11)
Had a Multi-Home Run Game	2, Caden Wildman, at Penn (4/13/24 - G2 - W, 18-11)
Had a 3-Home Run Game	3, Dale Wickham, vs. Princeton (4/30/16 - W, 4-3)
Hit a Grand Slam	2, Caden Wildman, at Penn (4/13/24 - G2 - W, 18-11)
Hit 2 Grand Slams in a Game	Caden Wildman, at Penn (4/13/24 - G2 - W, 18-11)
Recorded 5+ RBI in a Game	8, Caden Wildman, at Penn (4/13/24 - G2 - W, 18-11)
Recorded 6+ RBI in a Game	8, Caden Wildman, at Penn (4/13/24 - G2 - W, 18-11)
Recorded 7+ RBI in a Game	8, Caden Wildman, at Penn (4/13/24 - G2 - W, 18-11)
Recorded 8+ RBI in a Game	8, Caden Wildman, at Penn (4/13/24 - G2 - W, 18-11)
Drew 3+ Walks in a Game	3, Max Jensen, at Georgia Tech (2/23/24 - L, 6-9)
Drew 4+ Walks in a Game	4, Justin Taylor, at Baylor (2/23/19 - L, 3-10)
Drew 5+ Walks in a Game	5, Steve Caputi, at Hawai'i-Hilo (3/21/79 - W, 9-8)
Stole 2+ Bases in a Game	2, John Quinlan, at Binghamton (4/16/24 - W, 9-7)
Stole 3+ Bases in a Game	3, Ryan Porter, vs. Princeton (4/22/23 - G1 - L, 5-8)
Stole 4+ Bases in a Game	6, Tom D'Alessandro, at George Washington (3/9/14 - G2 - W, 8-1)
Stole 5+ Bases in a Game	6, Tom D'Alessandro, at George Washington (3/9/14 - G2 - W, 8-1)
Stole 6+ Bases in a Game	6, Tom D'Alessandro, at George Washington (3/9/14 - G2 - W, 8-1)
Hit by 2+ Pitches in a Game	2, Mark Quatrani, vs. Harvard (4/6/24 - W, 6-5)
Hit by 3+ Pitches in a Game	3, Mickey Brodsky, vs. Harvard (4/8/08 - G2 - L, 1-2)
Recorded Walk-Off Win	Max Jensen (hit by pitch), vs. Binghamton (4/20/22 - W, 10-9 - 10 inn.)
Recorded Walk-Off Win on Batted Ball	Matt Barnhorst (sacrifice fly), vs. Yale (4/2/22 - G1 - W, 2-1)
Recorded Walk-Off Win on Hit	Will Simoneit (3-run home run), vs. Penn (4/28/19 - W, 8-7)
Recorded Walk-Off Home Run	Will Simoneit (3-run), vs. Penn (4/28/19 - W, 8-7)
Recorded a 10-Game Hit Streak	11 games, Caden Wildman (2024)
Recorded a 15-Game Hit Streak	19 games, Nathan Waugh (2023-24)
Recorded a 15-Game On-Base Streak	28 games, Nathan Waugh (2023-24 - active) 19 games, Jakobi Davis (2023-24)
Recorded a 20-Game On-Base Streak	28 games, Nathan Waugh (2023-24 - active)
Recorded a 30-Game On-Base Streak	42 games, Nathan Ford (2008-09)
Recorded a 40-Game On-Base Streak	42 games, Nathan Ford (2008-09)
A CORNELL PITCHER...	
Threw a 7-Inning No-Hitter	Connor Kaufmann, vs. Dartmouth (4/1/12 - W, 2-0)
Threw a 9-Inning No-Hitter	Larry Rafalski, vs. Hartwick (4/25/68 - W, 7-0)
Threw a Perfect Game	Gary Gronowski, vs. Oneonta (5/11/76 - W, 1-0) - 7-inning game
Threw a 7-Inning Complete Game	Tim Willittes, vs. Penn (4/22/17 - G1 - L, 0-5)
Threw a 7-Inning Complete Game Shutout	Brian McAfee, vs. Princeton (4/26/15 - G1 - W, 10-0)
Threw a 9-Inning Complete Game	Luke Yacinich, at Brown (5/7/22 - G1 - W, 3-0) - 111 pitches
Threw a 9-Inning Complete Game Shutout	Luke Yacinich, at Brown (5/7/22 - G1 - W, 3-0) - 111 pitches
Pitched 3+ Scoreless Innings of Relief	Chris Ellison (3.1 IP), at Penn (4/14/24 - W, 11-9) - 39 pitches
Pitched 3+ Hitless Innings of Relief	Spencer Edwards (3.0 IP), at VCU (3/11/22 - L, 5-10) - 48 pitches
Pitched 4+ Scoreless Innings of Relief	Huxley Holcombe (5.0 IP), vs. Harvard (4/6/24 - W, 6-5) - 64 pitches
Pitched 5+ Scoreless Innings of Relief	Huxley Holcombe (5.0 IP), vs. Harvard (4/6/24 - W, 6-5) - 64 pitches
Struck out 10+ Batters	10, Justin Lewis, at Navy (3/4/17 - G2 - L, 7-8)
Struck out 11+ Batters	13, Tim Willittes, at Bucknell (3/19/16 - G2 - W, 5-2)
Struck out 12+ Batters	13, Tim Willittes, at Bucknell (3/19/16 - G2 - W, 5-2)
Struck out 13+ Batters	13, Tim Willittes, at Bucknell (3/19/16 - G2 - W, 5-2)
Struck out 14+ Batters	15, Chris Schutt, at Columbia (4/19/03)
Struck out 15+ Batters	15, Chris Schutt, at Columbia (4/19/03)

Bold denotes occurred during 2024 season

BIG RED TRENDS

CATEGORY	2024	UNDER PEPICELLI
Overall	11-13	95-159-1
Ivy League Opponents	8-4	54-82
Non-Conference Opponents	3-9	41-77-1
vs. Power 5 Opponent	1-2	3-23
vs. Non-Power 5 Opponent	2-7	38-54-1
Home	5-1	32-45-1
Away	6-12	58-108
Neutral	0-0	5-6
Day Games (before 5 p.m.)	10-13	91-152-1
Night Games (5 p.m. or later)	1-0	4-7
February	1-2	1-19
March	5-9	35-60
April	5-2	49-70-1
May	0-0	10-10
Scoring 0-2 Runs	0-3	7-70
Scoring 3-5 Runs	1-7	24-60-1
Scoring 6-9 Runs	4-3	33-28
Scoring 10-Plus Runs	6-0	31-1
Allowing 0-2 Runs	2-0	34-8
Allowing 3-5 Runs	6-3	37-35-1
Allowing 6-9 Runs	2-6	21-64
Allowing 10-Plus Runs	1-4	3-52
Leading after Six Innings	8-2	71-12
Trailing after Six Innings	2-11	19-136
Tied after Six Innings	1-0	5-11-1
Leading after Seven Innings	8-1	64-7
Trailing after Seven Innings	3-12	14-125
Tied after Seven Innings	0-0	6-8-1
Leading after Eight Innings	10-0	69-3
Trailing after Eight Innings	1-12	6-129
Tied after Eight Innings	0-1	7-8-1
Big Red with No Home Runs	0-6	36-103
Big Red Hit a Home Run	11-7	59-56-1
Hits One Home Run	4-7	36-47-1
Hits Multiple Home Runs	7-0	23-9
Big Red Are Errorless	5-4	36-39
Big Red Has an Error	6-9	59-120-1
Commits One Error	6-6	34-46-1
Commits Multiple Errors	0-3	25-74
Out-hit Opponent	9-4	75-21
Out-hit by Opponent	2-8	15-129-1
Hits are Equal	0-1	5-9
Big Red Scores First	8-5	60-52-1
Opponent Scores First	3-8	35-107
Extra-Inning Games	0-1	6-10-1
One-Run Games	2-3	24-34
Two-Run Games	3-1	19-22
Five-Plus-Run Games	6-4	27-72
Shutouts	0-1	6-19

INDIVIDUAL AND TEAM GAME HIGHS

INDIVIDUAL GAME HIGHS

BATTING			TEAM GAME HIGHS		
At-Bats	6, (4x), Last: John Quinlan, at Penn (4/14/24)		At-Bats	44, at Princeton (3/24/24)	
Runs Scored	4, (2x), Last: John Quinlan, at Penn (4/13/24 - G2)		Runs Scored	18, at Penn (4/13/24 - G2)	
Hits	4, (3x), Last: John Quinlan, at Penn (4/13/24 - G2)		Hits	16, vs. Dartmouth (3/30/24 - G2)	
Runs Batted In	8, Caden Wildman, at Penn (4/13/24 - G2)		Runs Batted In	17, (2x), Last: at Penn (4/13/24 - G2)	
Doubles	2, (3x), Last: Nathan Waugh, vs. Dartmouth (3/31/24)		Doubles	4, at Princeton (3/24/24)	
Triples	1, (5x), Last: John Quinlan, at Penn (4/13/24 - G2)		Triples	1, (5x), Last: at Penn (4/13/24 - G2)	
Home Runs	2, (2x), Last: Caden Wildman, at Penn (4/13/24 - G2)		Home Runs	7, vs. Dartmouth (3/30/24 - G2)	
Walks Drawn	3, Max Jensen, at Georgia Tech (2/23/24)		Walks Drawn	10, at Georgia Tech (2/25/24)	
Strikeouts	4, Luke Johnson, at Georgetown (3/10/24 - G2)		Strikeouts	15, at Penn (4/13/24 - G2)	
Sacrifice Bunts	1, (11x), Last: Braden Mack, at Penn (4/13/24 - G1)		Sacrifice Bunts	2, at Richmond (3/16/24)	
Sacrifice Flies	1, (5x), Last: Nathan Waugh & TJ Swidorski, at Penn (4/13/24 - G2)		Sacrifice Flies	2, at Penn (4/13/24 - G2)	
Stolen Bases	2, John Quinlan, at Binghamton (4/16/24)		Stolen Bases	4, (2x), Last: at Binghamton (4/16/24)	
Hit by Pitches	2, (3x), Last: Mark Quatrani, vs. Harvard (4/6/24)		Hit by Pitches	4, at Richmond (3/17/24)	
Caught Stealing	1, (10x), Last: Jakobi Davis, at Penn (4/14/24)		Caught Stealing	2, at Georgetown (3/10/24 - G1)	
PITCHING			Hit into Double Plays	4, at Georgetown (3/10/24 - G2)	
Innings Pitched	7.0, Ethan Hamill, vs. Dartmouth (3/31/24)		Runners Left on Base	12, (2x), Last: at Richmond (3/17/24)	
Hits Allowed	8, (3x), Last: Ethan Hamill, vs. Harvard (4/7/24 - G2)		PITCHING		
Runs Allowed	9, Carson Mayfield, at Georgetown (3/10/24 - G1)		Innings Pitched	9.2, at Princeton (3/22/24 - G1)	
Earned Runs	9, Carson Mayfield, at Georgetown (3/10/24 - G1)		Hits Allowed	20, at Georgetown (3/10/24 - G1)	
Walks Issued	5, (3x), Last: William Jaun, at James Madison (3/3/24)		Runs Allowed	24, at Georgetown (3/10/24 - G1)	
Strikeouts	9, Noah Keller, at Princeton (3/22/24 - G2)		Earned Runs	21, at Georgetown (3/10/24 - G1)	
Doubles Allowed	3, Huxley Holcombe, at Georgia Tech (2/24/24)		Walks Issued	16, at Georgetown (3/10/24 - G1)	
Triples Allowed	1, (6x), Last: Carson Mayfield, at Richmond (3/16/24)		Strikeouts	13, at Princeton (3/22/24 - G2)	
Home Runs Allowed	3, Huxley Holcombe, at Georgia Tech (2/24/24)		Doubles Allowed	6, at Georgia Tech (2/24/24)	
Wild Pitches	2, (2x), Last: William Jaun, at Richmond (3/15/24)		Triples Allowed	2, at Georgetown (3/10/24 - G1)	
Hit Batsmen	2, (3x), Last: Carson Mayfield, vs. Harvard (4/6/24)		Home Runs Allowed	4, at Georgia Tech (2/24/24)	
FIELDING			Wild Pitches	3, (2x), Last: at Richmond (3/17/24)	
Putouts	12, (4x), Last: Nathan Waugh, at Binghamton (4/16/24)		Hit Batsmen	3, (2x), Last: at Georgetown (3/10/24 - G2)	
Assists	7, Max Jensen, vs. Dartmouth (3/31/24)		FIELDING		
Errors	2, Nathan Waugh, at Georgia Tech (2/23/24)		Putouts	29, at Princeton (3/22/24 - G1)	
Passed Balls	2, Nathan Waugh, at Richmond (3/15/24)		Assists	16, at Richmond (3/16/24)	
			Errors	3, (2x), Last: vs. Harvard (4/7/24 - G1)	
			Passed Balls	2, at Richmond (3/15/24)	
			Double Plays Turned	3, at Georgia Tech (2/25/24)	

2024 CORNELL BASEBALL JERSEY TRACKER



WHITE
Home: 0-0
Road: 0-0
Neutral: 0-0



GRAY
Home: 0-0
Road: 1-6
Neutral: 0-0



RED
Home: 3-0
Road: 2-2
Neutral: 0-0



BLACK
Home: 2-1
Road: 3-4
Neutral: 0-0

Date	Opponent	Result	Date	Opponent	Result	Date	Opponent	Result	Date	Opponent	Result
			2/23	at Georgia Tech	L, 6-9	2/24	at Georgia Tech	L, 2-12	2/25	at Georgia Tech	W, 11-4
			3/1	at James Madison	L, 1-5	3/2	at James Madison	L, 5-8	3/3	at James Madison	L, 5-7
			3/15	at Richmond	L, 4-8	3/16	at Richmond	W, 9-3	3/10 (1)	at Georgetown	L, 6-24
			3/22 (1)	at Princeton	L, 3-4 (10 inn.)	3/30 (1)	vs. Dartmouth	W, 7-5	3/10 (2)	at Georgetown	L, 0-20
			3/22 (2)	at Princeton	L, 3-4	3/30 (2)	vs. Dartmouth	W, 17-2	3/17	at Richmond	L, 4-8
			4/13 (1)	at Penn	L, 5-6	4/6	vs. Harvard	W, 5-4	3/24	at Princeton	W, 15-2
			4/13 (2)	at Penn	W, 18-11	4/16	at Binghamton	W, 9-7	3/31	vs. Dartmouth	W, 11-4
									4/7 (1)	vs. Harvard	L, 6-14
									4/7 (2)	vs. Harvard	W, 6-5
									4/14	at Penn	W, 11-9

2024 GAME-BY-GAME BATTING STATISTICS																											
DATE	OPPONENT	AB	R	H	RBI	2B	3B	HR	TB	BB	IBB	SB	CS	HBP	SAC	SF	GDP	SO	PO	A	E	LOB	AVG	OBP	SLG	OPS	
2/23	at Georgia Tech	33	6	8	4	2	0	0	10	10	0	1	1	0	1	0	0	11	24	8	3	11	.242	.419	.303	.722	
2/24	at Georgia Tech	34	2	9	2	1	0	1	13	2	0	0	0	2	0	0	1	14	24	7	1	8	.254	.383	.343	.726	
2/25	at Georgia Tech	38	11	11	7	3	0	1	17	2	1	0	1	2	1	1	0	14	27	14	1	6	.267	.371	.381	.752	
3/1	at James Madison	32	1	6	1	1	0	0	7	2	0	0	0	1	0	0	0	6	24	13	1	7	.248	.346	.343	.689	
3/2	at James Madison	35	5	8	5	2	1	0	12	1	0	1	0	1	0	0	0	12	24	8	0	5	.244	.332	.343	.675	
3/3	at James Madison	31	5	6	5	2	1	1	13	4	0	1	0	1	0	0	1	9	24	7	1	4	.236	.328	.355	.682	
3/10	at Georgetown	34	6	8	5	2	0	0	10	6	0	0	2	2	0	0	2	6	24	5	2	9	.236	.336	.346	.682	
3/10	at Georgetown	28	0	4	0	0	0	0	4	2	0	1	0	0	0	0	4	8	24	10	1	3	.226	.322	.325	.647	
3/15	at Richmond	37	4	10	4	2	0	1	15	5	0	0	1	1	0	0	0	9	24	5	1	12	.232	.329	.334	.663	
3/16	at Richmond	38	9	15	9	2	0	4	29	3	0	2	0	2	2	0	1	9	27	16	2	9	.250	.344	.382	.726	
3/17	at Richmond	37	4	10	4	0	1	1	15	2	0	1	0	4	0	0	1	7	24	7	1	12	.252	.346	.385	.731	
3/22	at Princeton	35	3	9	2	1	0	1	13	3	0	1	1	1	1	0	1	5	29	8	0	7	.252	.345	.383	.729	
3/22	at Princeton	35	3	9	3	0	0	1	12	4	0	0	0	0	1	0	0	7	24	4	0	9	.253	.344	.380	.725	
3/24	at Princeton	44	15	15	14	4	0	2	25	4	0	0	1	2	0	0	0	7	27	12	0	8	.261	.351	.397	.748	
3/30	DARTMOUTH	32	7	7	6	1	0	1	11	2	0	4	0	3	1	0	0	5	27	10	1	7	.258	.349	.394	.743	
3/30	DARTMOUTH	40	17	16	17	1	0	7	38	3	0	1	0	3	0	0	1	11	27	9	1	5	.268	.359	.433	.792	
3/31	DARTMOUTH	36	11	13	10	3	1	1	21	4	0	2	1	1	0	0	1	7	27	14	0	6	.274	.364	.442	.806	
4/6	HARVARD	30	5	6	5	1	0	2	13	3	0	1	0	2	1	1	0	5	27	10	0	8	.270	.361	.442	.803	
4/7	HARVARD	38	6	15	6	1	0	1	19	2	0	0	1	0	1	1	1	8	27	13	3	9	.277	.364	.445	.809	
4/7	HARVARD	32	6	8	6	1	0	2	15	1	0	0	0	2	1	0	0	14	27	12	1	6	.276	.361	.446	.808	
4/13	at Penn	35	5	10	5	1	0	0	11	4	0	1	0	2	1	0	1	11	24	10	0	10	.277	.363	.440	.803	
4/13	at Penn	41	18	14	17	0	1	2	22	8	0	3	0	2	0	2	0	15	27	13	0	8	.280	.368	.445	.813	
4/14	at Penn	40	11	14	10	1	0	1	18	4	0	2	1	2	0	0	0	8	27	12	1	8	.283	.371	.445	.817	
4/16	at Binghamton	36	9	10	6	0	0	2	16	8	0	4	0	0	0	0	2	6	27	7	0	8	.283	.373	.445	.818	

2024 GAME-BY-GAME PITCHING STATISTICS																								
DATE	OPPONENT	IP	H	R	ER	BB	SO	2B	3B	HR	WP	BK	HBP	DP	IBB	SCORE	W	L	SV	ERA	WHIP	BB/9	SO/9	
2/23	at Georgia Tech	8.0	11	9	5	10	8	3	1	2	2	0	0	0	0	6-9	0	1	0	5.63	2.63	11.25	9.00	
2/24	at Georgia Tech	8.0	12	12	12	9	8	6	0	4	2	0	3	1	0	2-12	0	2	0	9.56	2.63	10.69	9.00	
2/25	at Georgia Tech	9.0	7	4	4	5	3	1	0	2	1	0	1	3	0	11-4	1	2	1	7.56	2.16	8.64	6.84	
3/1	at James Madison	8.0	8	5	5	2	4	1	0	2	0	0	0	1	0	1-5	1	3	1	7.09	1.94	7.09	6.27	
3/2	at James Madison	8.0	10	8	8	7	3	2	1	0	1	0	2	0	0	5-8	1	4	1	7.46	1.98	7.24	5.71	
3/3	at James Madison	8.0	7	7	7	6	4	0	0	2	1	0	1	0	0	5-7	1	5	1	7.53	1.92	7.16	5.51	
3/10	at Georgetown	8.0	20	24	21	16	6	4	2	1	1	0	1	0	0	6-24	1	6	1	9.79	2.28	8.68	5.68	
3/10	at Georgetown	8.0	18	20	18	10	10	2	1	2	3	0	3	0	0	0-20	1	7	1	11.08	2.43	9.00	6.37	
3/15	at Richmond	8.0	9	8	7	6	10	0	0	1	2	0	0	0	0	4-8	1	8	1	10.73	2.37	8.75	6.90	
3/16	at Richmond	9.0	9	3	3	1	6	2	1	2	0	0	2	2	0	9-3	2	8	1	9.88	2.23	7.90	6.80	
3/17	at Richmond	8.0	9	8	6	6	4	4	0	1	3	1	2	1	0	4-8	2	9	1	9.60	2.20	7.80	6.60	
3/22	at Princeton	9.2	4	4	4	3	10	0	0	1	0	0	2	0	0	3-4	2	10	1	9.03	2.06	7.31	6.86	
3/22	at Princeton	8.0	6	4	4	4	13	2	0	1	1	1	0	0	0	3-4	2	11	1	8.69	2.00	7.11	7.44	
3/24	at Princeton	9.0	5	2	2	4	6	2	0	1	0	0	1	1	0	15-2	3	11	1	8.18	1.92	6.87	7.33	
3/30	DARTMOUTH	9.0	10	5	5	7	6	1	0	0	2	0	0	2	0	7-5	4	11	2	7.95	1.92	6.88	7.23	
3/30	DARTMOUTH	9.0	11	2	2	6	5	2	0	0	1	1	0	1	0	17-2	5	11	2	7.55	1.92	6.82	7.08	
3/31	DARTMOUTH	9.0	6	4	4	5	6	1	0	0	1	0	1	1	0	11-4	6	11	2	7.33	1.87	6.70	7.02	
4/6	HARVARD	9.0	5	4	4	2	6	2	0	0	0	0	2	2	0	5-4	7	11	2	7.13	1.81	6.43	6.96	
4/7	HARVARD	9.0	15	14	11	4	8	4	0	0	1	1	2	0	0	6-14	7	12	2	7.35	1.82	6.29	7.01	
4/7	HARVARD	9.0	10	5	4	3	7	1	0	0	1	0	1	1	0	6-5	8	12	2	7.17	1.80	6.12	7.01	
4/13	at Penn	8.0	11	6	6	5	3	2	0	1	0	0	0	1	0	5-6	8	13	2	7.15	1.81	6.10	6.85	
4/13	at Penn	9.0	11	11	11	9	3	4	0	1	1	0	2	0	0	18-11	9	13	2	7.34	1.83	6.23	6.67	
4/14	at Penn	9.0	8	9	9	7	4	2	0	0	1	0	2	1	0	11-9	10	13	2	7.41	1.83	6.27	6.54	
4/16	at Binghamton	9.0	6	7	7	12	12	3	0	0	0	0	1	2	0	9-7	11	13	2	7.40	1.83	6.52	6.78	

2024 CORNELL OVERALL STATISTICS

Overall11-13

Home5-1

Away6-12

Neutral0-0

Ivy League8-4

BATTING STATISTICS

#	PLAYER	AVG	GP	GS	AB	R	H	2B	3B	HR	RBI	TB	SLG%	BB	HBP	SO	GDP	OB%	SF	SH	SB	ATT
1	John Quinlan	.370	19	19	81	24	30	2	1	4	11	46	.568	8	3	11	1	.446	0	1	7	7
7	Max Jensen	.341	23	23	88	20	30	4	2	3	15	47	.534	14	5	7	2	.458	0	1	3	3
4	Caden Wildman	.327	24	24	98	20	32	4	0	4	19	48	.490	8	5	23	3	.405	0	1	4	5
40	Nathan Waugh	.280	24	24	93	25	26	5	0	4	23	43	.462	16	2	32	2	.389	2	0	0	0
22	Jakobi Davis	.268	21	21	71	16	19	3	1	2	9	30	.423	9	2	33	0	.366	0	2	3	5
2	Matt Barnhorst	.225	21	21	80	12	18	1	0	5	16	34	.425	6	0	25	1	.279	0	3	3	6
8	Luke Johnson	.208	18	12	53	9	11	2	0	0	2	13	.245	4	4	15	0	.311	0	0	1	1
19	Mark Quatrani	.357	16	15	56	11	20	2	1	6	25	42	.750	6	5	12	3	.463	0	0	1	1
6	Kyle Musser	.333	4	2	12	4	4	0	0	1	3	7	.583	1	0	1	1	.385	0	0	0	0
23	Braden Mack	.309	17	14	55	11	17	3	0	1	15	23	.418	0	4	10	2	.350	1	1	0	2
15	Owen Carlson	.276	14	5	29	3	8	1	0	0	1	9	.310	3	0	7	1	.344	0	0	1	1
18	TJ Swidorski	.214	12	12	42	5	9	2	0	0	4	11	.262	4	3	15	0	.314	2	1	2	3
20	Kevin Hager	.196	14	12	46	5	9	1	0	2	6	16	.348	4	2	10	0	.288	0	1	1	1
12	Ryan Porter	.192	13	7	26	4	5	1	0	0	3	6	.231	4	0	8	1	.300	0	0	0	1
30	William Jaun	.158	11	9	19	0	3	1	0	0	1	4	.211	2	0	4	0	.238	0	0	0	0
25	Beck Urofsky	.000	2	0	1	0	0	0	0	0	0	0	.000	0	0	1	0	.000	0	0	0	0
37	Huxley Holcombe	.000	11	2	1	0	0	0	0	0	0	0	.000	0	1	0	0	.500	0	0	0	0
TOTALS		.283	24		851	169	241	32	5	32	153	379	.445	89	36	214	17	.373	5	11	26	36
OPPONENTS		.284	24		805	185	229	51	6	24	175	364	.452	149	29	155	16	.410	10	8	39	45

PITCHING STATISTICS

#	PLAYER	ERA	W	L	APP	GS	CG	SHO	SV	IP	H	R	ER	BB	SO	2B	3B	HR	AB	AVG	WP	HBP	BK	SFA	SHA
13	Ethan Hamill	5.17	2	1	8	5	0	0/0	1	38⅓	39	27	22	17	21	6	1	6	148	.264	3	5	1	1	1
16	Noah Keller	5.26	0	3	8	4	0	0/0	0	25⅓	36	25	15	21	24	9	0	0	109	.330	0	0	1	1	0
37	Huxley Holcombe	7.09	2	2	8	2	0	0/0	0	26⅓	30	21	21	15	12	6	1	5	103	.291	3	3	0	2	3
32	Carson Mayfield	8.01	2	2	7	7	0	0/0	0	30⅓	34	27	27	12	23	5	2	4	121	.281	3	4	0	0	0
3	Chris Ellison	1.86	2	0	8	0	0	0/0	0	9⅔	5	3	2	6	9	1	0	0	32	.156	1	1	0	1	1
12	Ryan Porter	7.45	0	1	7	0	0	0/0	1	9⅔	13	8	8	7	6	3	0	0	37	.351	2	0	1	1	0
36	Nathaniel Jennewein	7.50	0	1	8	1	0	0/0	0	12	9	10	10	12	15	2	1	1	44	.205	2	4	0	0	0
33	Von Baker	7.64	1	0	8	1	0	0/0	0	17⅔	15	15	15	14	12	5	0	3	65	.231	3	3	0	2	0
28	Max Foster	9.64	0	0	6	0	0	0/0	0	4⅔	9	5	5	9	6	3	1	2	22	.409	1	0	0	0	0
9	Story Kimura	10.29	1	0	6	0	0	0/0	0	7	10	8	8	6	7	2	0	1	29	.345	3	2	0	1	0
30	William Jaun	11.29	1	3	6	4	0	0/0	0	18⅓	18	23	23	20	12	2	0	2	67	.269	3	3	0	1	3
21	John Gerfen	12.27	0	0	3	0	0	0/0	0	3⅔	7	5	5	2	5	3	0	0	19	.368	0	0	1	0	0
25	Beck Urofsky	13.50	0	0	1	0	0	0/0	0	⅔	2	1	1	1	1	2	0	0	4	.500	1	1	0	0	0
17	William Stephens	36.00	0	0	3	0	0	0/0	0	1	2	4	4	4	1	2	0	0	4	.500	0	3	0	0	0
26	Tom Clancy	81.00	0	0	1	0	0	0/0	0	⅓	0	3	3	3	1	0	0	0	1	.000	0	0	0	0	0
TOTALS		7.40	11	13	24		0	0	2	205⅓	229	185	169	149	155	51	6	24	805	.284	25	29	4	10	8
OPPONENTS		5.82	13	10	23		0	1	6	212	241	169	139	89	214	32	5	32	851	.283	22	36	1	5	11

2024 CORNELL IVY LEAGUE STATISTICS

Overall11-13

Home5-1

Away6-12

Neutral0-0

Ivy League8-4

BATTING STATISTICS

#	PLAYER	AVG	GP	GS	AB	R	H	2B	3B	HR	RBI	TB	SLG%	BB	HBP	SO	GDP	OB%	SF	SH	SB	ATT
6	Kyle Musser	.429	3	1	7	3	3	0	0	0	0	3	.429	1	0	0	1	.500	0	0	0	0
1	John Quinlan	.418	12	12	55	19	23	1	1	2	8	32	.582	5	2	7	0	.484	0	1	4	4
4	Caden Wildman	.385	12	12	52	13	20	2	0	3	17	31	.596	3	3	12	1	.448	0	0	2	2
7	Max Jensen	.385	12	12	52	11	20	2	1	2	12	30	.577	6	2	4	0	.467	0	0	1	1
19	Mark Quatrani	.385	10	10	39	9	15	2	0	5	21	32	.821	3	5	6	1	.489	0	0	1	1
22	Jakobi Davis	.317	12	12	41	11	13	2	0	2	6	21	.512	6	0	16	0	.404	0	1	3	4
23	Braden Mack	.303	9	9	33	7	10	2	0	1	13	15	.455	0	1	9	2	.314	1	1	0	1
20	Kevin Hager	.273	6	6	22	4	6	0	0	2	4	12	.545	2	1	6	0	.360	0	1	0	0
8	Luke Johnson	.250	9	4	16	5	4	0	0	0	0	4	.250	4	2	5	0	.455	0	0	0	0
40	Nathan Waugh	.234	12	12	47	15	11	4	0	1	12	18	.383	8	2	16	0	.356	2	0	0	0
18	TJ Swidorski	.174	6	6	23	4	4	0	0	0	1	4	.174	2	1	7	0	.259	1	0	2	3
15	Owen Carlson	.167	6	0	6	0	1	0	0	0	0	1	.167	0	0	1	0	.167	0	0	0	0
2	Matt Barnhorst	.133	12	12	45	6	6	0	0	3	7	15	.333	2	0	14	0	.170	0	3	2	4
37	Huxley Holcombe	.000	5	1	0	0	0	0	0	0	0	0	.000	0	1	0	0	1.000	0	0	0	0
TOTALS		.311	12		438	107	136	15	2	21	101	218	.498	42	20	103	5	.393	4	7	15	20
OPPONENTS		.257	12		397	70	102	23	0	5	66	140	.353	59	13	77	7	.366	6	3	13	16

PITCHING STATISTICS

#	PLAYER	ERA	W	L	APP	GS	CG	SHO	SV	IP	H	R	ER	BB	SO	2B	3B	HR	AB	AVG	WP	HBP	BK	SFA	SHA
3	Chris Ellison	0.00	2	0	5	0	0	0/0	0	7⅓	2	0	0	4	5	1	0	0	22	.091	1	1	0	1	0
33	Von Baker	3.72	1	0	4	0	0	0/0	0	9⅓	6	4	4	5	7	1	0	2	34	.176	2	1	0	1	0
13	Ethan Hamill	3.96	2	0	4	4	0	0/0	0	25	22	12	11	10	14	4	0	1	91	.242	0	2	0	1	1
37	Huxley Holcombe	4.20	2	1	4	1	0	0/0	0	15	9	7	7	7	8	2	0	1	50	.180	1	2	0	1	2
21	John Gerfen	4.50	0	0	2	0	0	0/0	0	2	3	1	1	0	2	1	0	0	10	.300	0	0	1	0	0
16	Noah Keller	4.67	0	2	4	4	0	0/0	0	17⅓	25	12	9	9	15	6	0	0	73	.342	0	0	1	1	0
32	Carson Mayfield	6.32	1	0	3	3	0	0/0	0	15⅓	15	11	11	4	15	3	0	1	59	.254	1	3	0	0	0
36	Nathaniel Jennewein	6.35	0	0	4	0	0	0/0	0	5⅓	3	4	4	6	6	0	0	0	19	.158	1	1	0	0	0
12	Ryan Porter	9.39	0	1	5	0	0	0/0	1	7⅓	11	8	8	7	5	3	0	0	29	.379	2	0	1	1	0
30	William Jaun	27.00	0	0	1	0	0	0/0	0	1	2	3	3	3	0	0	0	0	5	.400	0	1	0	0	0
9	Story Kimura	108.00	0	0	1	0	0	0/0	0	⅓	3	4	4	2	0	1	0	0	4	.750	1	1	0	0	0
17	William Stephens	∞	0	0	1	0	0	0/0	0	0	1	4	4	2	0	1	0	0	1	1.000	0	1	0	0	0
TOTALS		5.57	8	4	12	0	0	1	106.2	102	70	66	59	77	23	0	5	397	.257	9	13	3	6	3	
OPPONENTS		7.96	4	8	12	0	0	2	104.0	136	107	92	42	103	15	2	21	438	.311	16	20	1	4	7	

GAME-BY-GAME INFORMATION

DATE	OPPONENT	TIME/ FINAL	CORNELL				OPPONENT				REC	IVY	POS	GB	WIN	LOSS	SAVE	TIME	ATT
			R	H	E	LOB	R	H	E	LOB									
2/23	at Georgia Tech	L, 6-9	6	8	3	11	9	11	1	12	0-1	—	—	—	Stanford (1-0)	Keller (0-1)	—	3:02	1,063
2/24	at Georgia Tech	L, 2-12	2	9	1	8	12	12	0	11	0-2	—	—	—	Finateri (2-0)	Holcombe (0-1)	—	2:45	1,320
2/25	at Georgia Tech	W, 11-4	11	11	1	6	4	7	2	7	1-2	—	—	—	Jaun (1-0)	Patel (0-1)	Hamill (1)	2:36	1,182
3/1	at James Madison	L, 1-5	1	6	1	7	5	8	0	4	1-3	—	—	—	Mozoki (1-1)	Mayfield (0-1)	—	1:57	321
3/2	at James Madison	L, 5-8	5	8	0	5	8	10	1	10	1-4	—	—	—	Kleinfelter (1-0)	Jennewein (0-1)	Logar (2)	2:30	521
3/3	at James Madison	L, 5-7	5	6	1	4	7	7	0	7	1-5	—	—	—	Kinsler (3-0)	Jaun (1-1)	Vogatsky (2)	2:18	540
3/9	at Georgetown	GAME CANCELED (NO MAKEUP SCHEDULED)										1-5	—	—	—				
3/10	at Georgetown	L, 6-24	6	8	2	9	24	20	3	13	1-6	—	—	—	Williams (2-0)	Mayfield (0-2)	—	3:20	297
3/10	at Georgetown	L, 0-20	0	4	1	3	20	18	1	11	1-7	—	—	—	Mastroianni (2-0)	Jaun (1-2)	Leckszas (2)	2:41	301
3/15	at Richmond	L, 4-8	4	10	1	12	8	9	1	8	1-8	—	—	—	Roche (2-3)	Jaun (1-3)	Hentschel (2)	2:40	215
3/16	at Richmond	W, 9-3	9	16	2	9	3	9	0	8	2-8	—	—	—	Mayfield (1-2)	Reinke (0-3)	—	2:28	333
3/17	at Richmond	L, 4-8	4	10	1	12	8	9	1	9	2-9	—	—	—	Corso (1-0)	Hamill (0-1)	—	2:39	374
3/19	BINGHAMTON	GAME CANCELED (NO MAKEUP SCHEDULED)										2-9	—	—	—				
3/23	at Princeton	L, 3-4 (10)	3	9	0	5	4	4	1	2	2-10	0-1	T-5th	1.0	Faulkner (2-1)	Holcombe (0-2)	—	2:12	43
3/23	at Princeton	L, 3-4	3	9	0	9	4	6	1	7	2-11	0-2	T-7th	2.0	D'Alessio (1-0)	Porter (0-1)	—	2:14	43
3/24	at Princeton	W, 15-2	15	15	0	8	2	5	4	7	3-11	1-2	T-5th	2.0	Hamill (1-1)	Shapiro (0-1)	—	2:39	122
3/30	DARTMOUTH	W, 7-5	7	7	1	7	5	10	3	9	4-11	2-2	T-4th	1.0	Mayfield (2-2)	Dumsky (1-2)	Porter (1)	2:34	300
3/30	DARTMOUTH	W, 17-2	17	16	1	5	2	11	1	12	5-11	3-2	T-2nd	1.0	Baker (1-1)	Milberg (0-2)	—	2:49	170
3/31	DARTMOUTH	W, 11-4	11	13	0	6	4	6	1	6	6-11	4-2	2nd	1.0	Hamill (2-1)	Albert (1-1)	—	2:23	182
4/6	HARVARD	W, 5-4	5	6	0	8	4	5	2	3	7-11	5-2	2nd	1.0	Holcombe (1-2)	Burns (0-3)	—	2:08	217
4/7	HARVARD	L, 6-14	6	15	3	9	14	15	1	5	7-12	5-3	2nd	2.0	Matson (1-2)	Keller (0-2)	Cleary (1)	2:57	192
4/7	HARVARD	W, 6-5	6	8	1	6	5	10	1	6	8-12	6-3	2nd	2.0	Ellison (1-0)	Narottam (0-3)	—	2:27	236
4/13	at Penn	L, 5-6	5	10	0	10	6	11	0	8	8-13	6-4	T-2nd	2.0	Zaffiro (4-3)	Keller (0-3)	Ozmer (4)	2:48	267
4/13	at Penn	W, 18-11	18	14	0	8	11	11	1	10	9-13	7-4	2nd	2.0	Holcombe (2-2)	Dromboski (0-5)	—	3:10	258
4/14	at Penn	W, 11-9	11	14	1	8	9	8	3	8	10-13	8-4	2nd	1.0	Ellison (2-0)	Trop (2-2)	—	3:10	379
4/16	at Binghamton	W, 9-7	9	10	0	8	7	6	2	10	11-13	—	—	—	Kimura (1-0)	Rosner (0-1)	—	3:05	287
4/20	YALE	11:30 a.m.																	
4/20	YALE	2:30 p.m.																	
4/21	YALE	12:00 p.m.																	
4/27	COLUMBIA	11:30 a.m.																	
4/27	COLUMBIA	2:30 p.m.																	
4/28	COLUMBIA	12:00 p.m.																	
4/30	at Binghamton	6:30 p.m.																	
5/4	at Brown	11:30 a.m.																	
5/4	at Brown	2:30 p.m.																	
5/5	at Brown	12:00 p.m.																	

2024 CORNELL BASEBALL TV / PHOTO ROSTER



1 JOHN QUINLAN
OF | S/R | Jr. | 5'9" | 180
Menlo Park, Calif.



2 MATT BARNHORST
INF/OF | R/R | Sr. | 6'0" | 195
Ponte Vedra Beach, Fla.




3 CHRIS ELLISON
RHP | R/R | Jr. | 6'0" | 190
Howell, N.J.




4 CADAN WILDMAN
OF | R/R | So. | 6'3" | 215
Woodbury, Minn.



5 WILL LONG
RHP | R/R | Jr. | 6'0" | 170
Great Falls, Va.



6 KYLE MUSSER
OF | R/R | Jr. | 5'10" | 182
Lititz, Pa.



7 MAX JENSEN
INF | L/R | Jr. | 6'3" | 210
Burke, Va.



8 LUKE JOHNSON
INF | R/L | Fr. | 6'1" | 180
Coto de Caza, Calif.



9 STORY KIMURA
RHP | R/R | Sr. | 6'0" | 175
Dallas, Texas



11 MATTHEW WALTERS
OF | R/R | So. | 5'11" | 195
Granbury, Texas



12 RYAN PORTER
OF/RHP | R/R | Jr. | 6'3" | 185
Houston, Texas



13 ETHAN HAMILL
RHP | R/R | So. | 6'3" | 200
Chester, Va.



15 OWEN CARLSON
INF | L/R | Fr. | 5'11" | 180
Los Angeles, Calif.



16 NOAH KELLER
LHP | L/L | So. | 6'1" | 210
Goodrich, Mich.



17 WILLIAM STEPHENS
RHP | R/R | Sr. | 6'2" | 205
Stone Mountain, Ga.



18 TJ SWIDORSKI
INF | R/R | So. | 6'0" | 175
Woodbury, Minn.



19 MARK QUATRANI
C | R/L | Fr. | 5'11" | 200
Springfield, Pa.



20 KEVIN HAGER
INF | R/R | Fr. | 6'0" | 190
Berkeley Heights, N.J.



21 JOHN GERFEN
LHP | R/L | So. | 6'0" | 195
Brewster, N.Y.



22 JAKOBI DAVIS
OF | L/L | Jr. | 6'4" | 210
Sarasota, Fla.



23 BRADEN MACK
C | R/R | Sr. | 6'2" | 210
Woodbridge, Va.




25 BECK UROFSKY
INF/RHP | R/R | So. | 6'4" | 225
Silver Spring, Md.



26 TOM CLANCY
RHP | R/R | Jr. | 6'1" | 190
Westfield, N.J.



28 MAX FOSTER
RHP | R/R | Fr. | 6'3" | 210
Bethel, Conn.




30 WILLIAM JAUN
LHP/IB | L/R | Jr. | 6'3" | 225
Loveland, Ohio



31 GRAHAM BIBEN
RHP | R/R | Fr. | 6'0" | 170
New York, N.Y.



32 CARSON MAYFIELD
RHP | R/R | So. | 6'5" | 200
Annandale, Va.



33 VON BAKER
RHP | R/R | Sr. | 6'7" | 235
St. Johnsville, N.Y.



34 ETHAN VAN SICE
RHP | R/R | Fr. | 5'9" | 170
Arlington, Va.



36 NATHANIEL JENNEW EIN
LHP | R/L | Fr. | 5'11" | 180
Tampa, Fla.



37 HUXLEY HOLCOMBE
LHP/OF | L/L | Fr. | 6'6" | 180
Worcester, Mass.



38 ASHER GARDY
RHP | R/R | So. | 6'2" | 185
Springfield, Va.



40 NATHAN WAUGH
C | R/R | Sr. | 6'5" | 230
Placentia, Calif.



41 JACKSON MARKO
C | R/R | Fr. | 5'10" | 175
Syracuse, N.Y.



42 JOSH SHEA
RHP | R/R | So. | 5'11" | 175
Cortlandt Manor, N.Y.



24 DAN PEPICELLI
Head Coach
9th Season




14 TOM FORD
Associate Head Coach
34th Season



27 JOHN TOPPA
Assistant Coach
2nd Season



44 JUSTIN DEVOID
Volunteer Assistant Coach
2nd Season



GRACE DESTEFANO
Athletic Trainer
2nd Season