

# CORNELL BIG RED

## 2024 BASEBALL GAME NOTES

6 IVY LEAGUE REGULAR-SEASON CHAMPIONSHIPS | 7 ALL-AMERICANS | 57 FIRST TEAM ALL-IVY SELECTIONS

### 2024 SCHEDULE

#### FEBRUARY (1-2)

23	at Georgia Tech	ACCNX	L, 6-9
24	at Georgia Tech	ACCNX	L, 2-12
25	at Georgia Tech	ACCNX	W, 11-4

#### MARCH (5-9, 4-2 IVY)

1	at James Madison		L, 1-5
2	at James Madison		L, 5-8
3	at James Madison		L, 5-7
9	at Georgetown (DH)		Canceled
10	at Georgetown (DH)	MuscoVision	L, 6-24
10	at Georgetown (DH)	MuscoVision	L, 0-20
15	at Richmond	ESPN+	L, 4-8
16	at Richmond	ESPN+	W, 9-3
17	at Richmond	ESPN+	L, 4-8
19	BINGHAMTON	ESPN+	Canceled
22	at Princeton* (DH)	ESPN+	L, 3-4 (10 inn.)
22	at Princeton* (DH)	ESPN+	L, 3-4
23	at Princeton*	ESPN+	W, 15-2
30	DARTMOUTH* (DH)	ESPN+	W, 7-5
30	DARTMOUTH* (DH)	ESPN+	W, 17-2
31	DARTMOUTH*	ESPN+	W, 11-4

#### APRIL (4-2, 4-2 IVY)

6	HARVARD*	ESPN+	W, 5-4
7	HARVARD* (DH)	ESPN+	L, 6-14
7	HARVARD* (DH)	ESPN+	W, 6-5
13	at Penn* (DH)	ESPN+	L, 5-6
13	at Penn* (DH)	ESPN+	W, 18-11
14	at Penn*	ESPN+	W, 11-9
16	at Binghamton	ESPN+	6:30 p.m.
20	YALE* (DH)	ESPN+	11:30 a.m.
20	YALE* (DH)	ESPN+	2:30 p.m.
21	YALE*	ESPN+	12 p.m.
27	COLUMBIA* (DH)	ESPN+	11:30 a.m.
27	COLUMBIA* (DH)	ESPN+	2:30 p.m.
28	COLUMBIA*	ESPN+	12 p.m.
30	at Binghamton	ESPN+	6:30 p.m.

#### MAY

4	at Brown* (DH)	ESPN+	11:30 a.m.
4	at Brown* (DH)	ESPN+	2:30 p.m.
5	at Brown*	ESPN+	12 p.m.

All game times Eastern, subject to change

\* - Denotes Ivy League contest

Bold Red CAPS denotes home game

### CORNELL BIG RED

GAME NO. 24 | TUESDAY, APRIL 16 | VESTAL, N.Y. | BEARCATS BASEBALL COMPLEX | CORNELL LEADS SERIES, 26-19-1

<b>10-13</b>	<b>8-4</b>	<b>-/-/-</b>
OVERALL	IVY LEAGUE	RANKS (D1B/NCBWA/USAT)
<b>Dan Pepicelli</b>	<b>94-159-1</b> (.372)	
20TH SEASON AS HEAD COACH	9TH SEASON AT CORNELL	

AT

### BINGHAMTON BEARCATS

<b>13-18</b>	<b>3-9</b>	<b>-/-/-</b>
OVERALL	AMERICA EAST	RANKS (D1B/NCBWA/USAT)
<b>Tim Sinicki</b>	<b>690-709-9</b> (.493)	
32ND SEASON AS HEAD COACH	32ND SEASON AT BINGHAMTON	

### GAME INFORMATION

#### TUESDAY



Play-by-Play: Jason Weinstein

Live Stats: buearcats.com

#### TUESDAY'S FORECAST



60° 7:47

Temperature: 65° high | 40° low

Forecast: Sunny & clear

Winds: NW 10-15 mph

#### PROBABLE STARTING PITCHERS

LHP **Nathaniel Jennewein** (0-1, 9.00)

RHP **Dan McAlinney** (1-1, 10.12)

### FIRST PITCH

► Coming off an impressive series victory over Ivy League preseason favorite Penn at Tommy Lasorda Field at Meiklejohn Stadium in Philadelphia this past weekend, the Cornell baseball team travels south on Interstate 81 for the first of two scheduled midweek contests on the season against its Central New York rival Binghamton.

### WEEKEND REWIND

► Cornell posted its first series victory over Penn for the first time since 2019, and its first on the Quakers' home turf since 2018, staking a two-game lead over Penn, Princeton, and Yale for third place in the Ivy League standings.

► Freshman **MARK QUATRANI** led the Big Red in batting with a .462 average (6-for-13) while chipping in a double and six RBI. Junior infielder **MAX JENSEN** (five RBI) and junior outfielder **JOHN QUINLAN** (seven runs, triple, two RBI) both batted 6-for-14 (.429) on the weekend.

► The highlight of the weekend was sophomore outfielder **CADEN WILDMAN**, who became the first player in the 153-year history of Cornell baseball to hit multiple grand slams in a game, doing so in consecutive at-bats in the seventh and eighth innings in the Big Red's 18-11 victory in the nightcap of last Saturday's doubleheader.

► Wildman was named the Ivy League's Co-Player of the Week, and Quatrani was tabbed the Ancient Eight's Rookie of the Week for the second time in the last three weeks.

### OFF TO A GOOD START

► After its first four weekends of Ivy League play, Cornell has an 8-4 record against Ancient Eight opponents, including the Big Red's 8-2 record over its previous 10 conference matchups.

► Since the disbandment of the EIBL following the 1992 season, Cornell has registered eight-plus wins over its first 12 Ivy League games one other time as the Big Red opened Ivy League play with a 10-2 record in 2012.

► Cornell's pair of victories over Penn last weekend marked the 11th instance since 1930 — when the Big Red joined the now-defunct EIBL — that it has posted a record of 8-4 or better in its first 12 conference games. The other instances came in 1939 (9-3), 1941 (8-4), 1971 (8-4), 1972 (8-4), 1973 (8-4), 1977 (10-2), 1978 (8-4), 1980 (8-4), 1982 (8-4), and 2012 (10-2).

### CORNELL RECORD BOOK

#### BEST 12-GAME STARTS IN CONFERENCE PLAY

Program History (Since 1930)

SEASON(S)	RECORD
1977, 2012	10-2
1939	9-3
1941, 1971, 1972, 1973, 1978, 1980, 1982, 2024	8-4



### MEDIA CONTACT

#### MARSHALL HAIM

Assistant Director of Athletic Communications

✉ mh2348@cornell.edu

☎ (716) 465-4945 (mobile)

# 2024 CORNELL BIG RED ROSTER

NO	NAME	POS	B/T	HT	WT	YR	HOMETOWN / HIGH SCHOOL (PREVIOUS SCHOOL)
1	John Quinlan	OF	S/R	5-9	180	Jr.	Menlo Park, Calif. / Menlo-Atherton
2	Matt Barnhorst	INF	R/R	6-0	195	Sr.	Ponte Vedra Beach, Fla. / Ponte Vedra
3	Chris Ellison	RHP	R/R	6-0	190	Jr.	Howell, N.J. / Howell
4	Caden Wildman	OF	R/R	6-3	215	So.	Woodbury, Minn. / East Ridge
5	Will Long	RHP	R/R	6-0	170	Jr.	Great Falls, Va. / Langley
6	Kyle Musser	OF	R/R	5-10	182	Jr.	Lititz, Pa. / Manheim Township
7	Max Jensen	INF	L/R	6-3	210	Jr.	Burke, Va. / Lake Braddock
8	Luke Johnson	INF	R/R	6-1	180	Fr.	Coto de Caza, Calif. / Santa Margarita Catholic
9	Story Kimura	RHP	R/R	6-0	175	Sr.	Dallas, Texas / The Lawrenceville School [N.J.]
11	Matthew Walters	OF	R/R	5-11	195	So.	Granbury, Texas / Granbury
12	Ryan Porter	OF/RHP	R/R	6-0	185	Jr.	Houston, Texas / Paetow
13	Ethan Hamill	RHP	R/R	6-3	200	So.	Chester, Va. / Thomas Dale
15	Owen Carlson	INF	L/R	5-11	180	Fr.	Los Angeles, Calif. / Harvard-Westlake School
16	Noah Keller	LHP	L/L	6-1	210	So.	Goodrich, Mich. / Goodrich
17	William Stephens	RHP	R/R	6-2	205	Sr.	Stone Mountain, Ga. / Marist
18	TJ Swidorski	INF	R/R	6-0	185	So.	Woodbury, Minn. / East Ridge
19	Mark Quatrani	C/INF	R/R	5-11	200	Fr.	Springfield, Pa. / The Haverford School
20	Kevin Hager	INF	R/R	6-0	190	Fr.	Berkeley Heights, N.J. / Delbarton School
21	John Gerfen	LHP	R/L	6-0	195	So.	Brewster, N.Y. / Brewster
22	Jakobi Davis	OF	L/L	6-4	210	Jr.	Sarasota, Fla. / Sarasota Riverview
23	Braden Mack	C	R/R	6-2	210	Sr.	Woodbridge, Va. / Potomac
25	Beck Urofsky	RHP/INF	R/R	6-4	225	So.	Silver Spring, Md. / Bethesda-Chevy Chase
26	Tom Clancy	RHP	R/R	6-1	190	Jr.	Westfield, N.J. / Newark
28	Max Foster	RHP	R/R	6-3	210	Fr.	Bethel, Conn. / Bethel
30	William Jaun	LHP/1B	L/L	6-3	225	Jr.	Loveland, Ohio / St. Xavier
31	Graham Biben	RHP	R/R	6-0	170	Fr.	New York, N.Y. / Riverdale Country School
32	Carson Mayfield	RHP	R/R	6-5	200	So.	Annandale, Va. / Bishop O'Connell
33	Von Baker	RHP	R/R	6-7	235	Sr.	St. Johnsville, N.Y. / Oppenheim-Ephratah-St. Johnsville
34	Ethan Van Sice	RHP	R/R	5-9	170	Fr.	Arlington, Va. / Gonzaga College [D.C.]
36	Nathaniel Jennewein	LHP	R/L	5-11	180	Fr.	Tampa, Fla. / T.R. Robinson
37	Huxley Holcombe	LHP/OF	L/L	6-6	180	Fr.	Worcester, Mass. / Worcester Academy
38	Asher Gardy	RHP	R/R	6-2	185	So.	Springfield, Va. / Lake Braddock (James Madison)
40	Nathan Waugh	C	R/R	6-5	230	Sr.	Placentia, Calif. / Yorba Linda
41	Jackson Marko	C	R/R	5-10	175	So.	Syracuse, N.Y. / Christian Brothers Academy
42	Josh Shea	RHP	R/R	5-11	175	So.	Cortlandt Manor, N.Y. / Hendrick Hudson

PITCHERS (16)			
3	Chris Ellison	R/R	Jr.
5	Will Long	R/R	Jr.
9	Story Kimura	R/R	Sr.
13	Ethan Hamill	R/R	So.
16	Noah Keller	L/L	So.
17	William Stephens	R/R	Sr.
21	John Gerfen	R/L	So.
26	Tom Clancy	R/R	Jr.
28	Max Foster	R/R	Fr.
31	Graham Biben	R/R	Fr.
32	Carson Mayfield	R/R	So.
33	Von Baker	R/R	Sr.
34	Ethan Van Sice	R/R	Fr.
36	Nathaniel Jennewein	R/L	Fr.
38	Asher Gardy	R/R	So.
42	Josh Shea	R/R	So.

CATCHERS (4)			
19	Mark Quatrani	R/R	Fr.
23	Braden Mack	R/R	Sr.
40	Nathan Waugh	R/R	Sr.
41	Jackson Marko	R/R	So.

INFIELDERS (6)			
2	Matt Barnhorst	R/R	Sr.
7	Max Jensen	L/R	Jr.
8	Luke Johnson	R/R	Fr.
15	Owen Carlson	L/R	Fr.
18	TJ Swidorski	R/R	So.
20	Kevin Hager	R/R	Fr.

OUTFIELDERS (5)			
1	John Quinlan	S/R	Jr.
4	Caden Wildman	R/R	So.
6	Kyle Musser	R/R	Jr.
11	Matthew Walters	R/R	So.
22	Jakobi Davis	L/L	Jr.

UTILITY (4)			
12	Ryan Porter	R/R	Jr.
25	Beck Urofsky	R/R	So.
30	William Jaun	L/L	Jr.
37	Huxley Holcombe	L/L	Fr.

## COACHING AND SUPPORT STAFF

Head Coach:	Dan Pepicelli
Associate Head Coach:	Tom Ford
Assistant Coach:	John Toppa
Volunteer Assistant Coach:	Justin Devoid
Athletic Trainer:	Grace DeStefano















## PRUH-NUHN-SEE-AY-SHN GUIDE

6	Kyle Musser	MUH-sir
9	Story Kimura	kih-MURR-uh
18	TJ Swidorski	swih-DOOR-skee
19	Mark Quatrani	kwah-TRAH-knee
20	Kevin Hager	HAY-gher
25	Beck Urofsky	yuhr-OFF-skee
30	William Jaun	john
31	Graham Biben	BYE-bin
34	Ethan Van Sice	van SIYS
36	Nathaniel Jennewein	jen-IH-wine
40	Nathan Waugh	WAH
HC	Dan Pepicelli	PEP-ih-sell-ee
AC	John Toppa	TOE-puh
VAC	Justin Devoid	dih-VOID

## ROSTER BREAKDOWN

FRESHMAN (9)	SOPHOMORE (11)	JUNIOR (9)	SENIOR (6)
8 Johnson	4 Wildman	1 Quinlan	2 Barnhorst
15 Carlson	11 Walters	3 Ellison	9 Kimura
19 Quatrani	13 Hamill	5 Long	17 Stephens
20 Hager	16 Keller	6 Musser	23 Mack
28 Foster	18 Swidorski	7 Jensen	33 Baker
31 Biben	21 Gerfen	12 Porter	40 Waugh
34 Van Sice	25 Urofsky	22 Davis	
36 Jennewein	32 Mayfield	26 Clancy	
37 Holcombe	38 Gardy	30 Jaun	
	41 Marko		
	42 Shea		

### BY STATE / PROVINCE / COUNTRY

 Virginia	7	 Texas	3	 Maryland	1
 New York	5	 Minnesota	2	 Massachusetts	1
 California	4	 Pennsylvania	2	 Michigan	1
 Florida	3	 Connecticut	1	 Ohio	1
 New Jersey	3	 Georgia	1		

## CORNELL QUICK FACTS

### GENERAL INFORMATION

Location . . . . . Ithaca, N.Y.  
Enrollment (2023 Fall Undergraduate) . . . . . 16,071  
Founded . . . . . 1865  
Nickname . . . . . Big Red  
School Colors . . . . . Carnelian Red (Pantone 187) and White  
Conference . . . . . Ivy League  
President . . . . . Martha E. Pollack  
Meakam Smith Director of Athletics . . . . . Dr. Nicki Moore  
Athletics Website . . . . . CornellBigRed.com

### HISTORY

Seasons of Baseball . . . . . 153rd  
First Season . . . . . 1869  
All-Time Record (Win %) . . . . . 1757-1999-35 (.468)  
Ivy League Regular-Season Titles (last) . . . . . 6 (2012)  
Ivy League Championship Titles (last) . . . . . 1 (2012)  
NCAA Tournament Appearances (last) . . . . . 1 (2012)  
Most Consecutive NCAA Appearances . . . . . Never  
College World Series Appearances (last) . . . . . Never  
National Championships . . . . . None  
NCAA Tournament Record (Win %) . . . . . 0-2 (.000)

### BOOTH FIELD

Year Opened (Season) . . . . . 2023 (2nd)  
Dimensions . . . . . 318' (LF/RF), 390' (CF), 397' (LCF/RCF)  
Capacity . . . . . 500  
All-Time Record (Win %) . . . . . 6-6 (.500)  
Under Dan Pepicelli (Win %) . . . . . 6-6 (.500)

### COACHING STAFF

Head Coach . . . . . Dan Pepicelli (SUNY Cortland '90)  
Overall Record . . . . . 315-336-3 (.484)  
Record at Cornell . . . . . 94-159-1 (.372)  
Associate Head Coach . . . . . Tom Ford (Ithaca '79)  
Assistant Coach . . . . . John Toppa (UConn '19)  
Volunteer Assistant . . . . . Justin Devoid (Colby-Sawyer '17)

### 2023 REVIEW

Overall Record . . . . . 9-26  
Ivy League Record (Finish) . . . . . 8-13 (7th)  
Home Record . . . . . 2-8  
Road Record . . . . . 7-16  
Neutral Record . . . . . 0-2  
Ivy League Championship Series . . . . . Did not qualify  
NCAA Tournament . . . . . Not selected  
D1Baseball.com Poll Ranking (final) . . . . . N/A  
NCBWA Poll Ranking (final) . . . . . N/A  
USA Today Poll Ranking (final) . . . . . N/A

### 2024 TEAM INFORMATION

Letterwinners Returning / Lost . . . . . 13 / 8  
Newcomers . . . . . 11  
Fr / So / Jr / Sr . . . . . 9 / 11 / 9 / 6

### ATHLETIC COMMUNICATIONS

Jeremy Hartigan  
Associate Director of Athletics for Communications  
Marshall Haim  
Assistant Director of Athletic Communications (BB)  
Phone (mobile) . . . . . (716) 465-4945  
Email . . . . . mh2348@cornell.edu  
Matthew Jensen  
Assistant Director of Athletic Communications  
Aaron Kelly  
Assistant Director of Athletic Communications  
Ben Blakely  
Communications Coordinator  
Mike Hogan  
Communications Coordinator

Mailing Address . . . . . Cornell University Athletics  
Teagle Hall, 512 Campus Road, Ithaca, N.Y., 14853  
Twitter / Instagram . . . . . @CornellSports  
Facebook . . . . . /CornellSports

#YELLCORNELL

## SCOUTING REPORT



as of 4/15/24



.283	<<	BATTING AVG.	.265
6.96	<<	RUNS	5.71
1.39		DOUBLES	>> 1.77
0.22		TRIPLES	>> 0.26
1.30	<<	HOME RUNS	0.90
6.39	<<	RBI	4.97
.371	<<	ON-BASE PCT.	.343
.445	<<	SLUGGING PCT.	.412
22/32 (.688)		STOLEN BASES	>> 16/23 (.696)
7.41		ERA	>> 5.99
6.22		STRIKEOUTS	>> 7.71
.288		OPPONENT AVG.	>> .278
1.83		WHIP	>> 1.54
.976	<<	FIELDING PCT.	.973

### BATTING LEADERS



CORNELL

	AVG	OBP	SLG	OPS
1 John Quinlan	.359	.425	.526	.951
4 Caden Wildman	.344	.425	.516	.941
7 Max Jensen	.333	.451	.536	.987
40 Nathan Waugh	.289	.389	.478	.867
22 Jakobi Davis	.268	.366	.423	.789



BINGHAMTON

	AVG	OBP	SLG	OPS
7 Logan Haskell	.320	.369	.440	.809
3 Mike Gunning	.319	.393	.714	1.107
30 Evin Sullivan	.304	.354	.400	.754
2 Tommy Reifler	.277	.340	.315	.655
1 Devan Bade	.277	.333	.384	.717

## LOVING THE LONG BALL

► Despite having its 12-game home run streak snapped in its 6-5 loss to Penn on Saturday, Cornell has hit round-trippers in 14 of its last 15 games, registering 27 of its 30 blasts during the span. The Big Red is averaging 1.80 home runs per game over the 15-game stretch.

► Cornell's 30 home runs are tied with the squads from 1995, 2010, and 2023 for the fifth-most round-trippers in a season in program history.

► Freshman infielder **KEVIN HAGER**'s three-run blast in the first inning of Sunday's 11-9 victory over Penn was the 30th home run hit by Cornell on the year, marking the third consecutive season it has reached the 30-home run plateau. It is the first time in program history that the Big Red has registered 30-plus home runs in three straight seasons, as it had consecutive 30-home run seasons in 2001-02 and 2009-10.

## LOOKING TO EXTEND THE STREAKS

► Senior catcher **NATHAN WAUGH** enters tonight's game riding a 27-game on-base streak that dates back to last season.

► Waugh's slash line during his 27-game on-base streak stands at .305/.406/.505. The senior catcher also had his 19-game hit streak snapped in the opening game of a March 30 doubleheader against Dartmouth. During his on-base streak, Waugh has recorded six doubles, five home runs, and scored 28 runs.

► Sophomore outfielder **CADEN WILDMAN** and freshman catcher **MARK QUATRANI** both enter tonight riding 11-game on-base streaks. Wildman has a hit in his last 11 games, slashing .426/.491/.660 while driving in 17 of his 19 RBI on the season. Quatrani has a .381/.490/.833 line over his previous 11 games with two doubles, a triple, five home runs, and 22 RBI.

## WHEN IT RUNS, IT POURS

► Cornell has shown a knack for scoring runs in bundles this season, as 131 of its 160 runs have come in multi-run innings (81.9 percent of its run production).

► Of the Big Red's 327 runs scored since the beginning of last season, 260 have come in innings featuring at least two runs crossing home plate (79.5 percent).

► Cornell has 38 multi-run innings this season through its first eight weekends of play. In last weekend's series at Penn, 32 of the Big Red's 34 runs scored came in multi-run frames (94.1 percent).

## CORNELL RECORD BOOK

### MOST HOME RUNS IN SINGLE SEASON

Cornell Program History

RK	SEASON	HRs
1.	2009	38
2.	1999	35
3.	2001	34
4.	2022	33
5.	1995	30
	2010	30
	2023	30
►	2024	30

## STAT BREAKDOWN

### RUN-SCORING BREAKDOWN

2024 Season

NUMBER OF RUNS	RUNS	PCT
One-Run Innings	29	18.1%
► Multi-Run Innings	131	81.9%

## TONIGHT'S PROBABLE STARTING PITCHER



## NATHANIEL JENNEW EIN LHP #36

2024 STATS: 0-1, 9.00 ERA, 10.0 IP, 10 BB, 10 SO

Height / Weight: 5-11 / 180 lbs.  
Hometown: Tampa, Fla.  
High School: T.R. Robinson

Bats/Throws: L/L  
Year: Freshman

## JENNEW EIN'S CAREER STATS

	W	L	ERA	G	GS	CG	IP	H	R	ER	HR	BB	SO	GDP	WHIP	AVG
2024	0	1	9.00	7	0	0	10.0	8	10	10	1	10	10	0	1.80	.216
TOTALS	0	1	9.00	7	0	0	10.0	8	10	10	1	10	10	0	1.80	.216

## NEWS &amp; NOTES ON JENNEW EIN

- **THIS WEEKEND:** Jennewein will be making his eighth career appearance and his first collegiate start tonight.
- **LAST TIME OUT:** Ended up being responsible for three runs allowed over his one-third of an inning pitched against Penn on Sunday ... allowed one hit and walked two during his outing.
- **AGAINST BINGHAMTON:** Slated to face Binghamton for the first time in his collegiate career.
- **PRIOR TO CORNELL:** Received four letters in baseball at T.R. Robinson HS, earning team's Pitcher of the Year honors in 2023 ... named team captain for 2023 ... participated in the Best of the Bay Showcase in 2022 ... member of National Honor Society and was club president of the Latin Honor Society.
- **PERSONAL:** Son of Jonathan and Allison Jennewein, and has three older siblings ... lone brother, Paul, played baseball at DePauw in Greencastle, Ind., in 2022 and 2023 ... enrolled in the College of Engineering.

## JENNEW EIN'S 2024 GAME LOG

DATE/OPP	W/L	SCORE	IP	H	R	ER	HR	BB	SO	P/K	LEFT
2/23 at GT*	ND	6-9	1.0	0	0	0	0	1	2	16/8	—
3/2 at JMU*	L	5-8	2.1	2	3	3	0	2	1	39/22	—
3/10 (2) at GTWN*	ND	0-20	1.0	3	3	3	1	1	1	30/16	—
3/24 at PRIN*	ND	15-2	2.1	0	0	0	0	1	3	34/17	—
3/30 (2) vs. DART*	ND	17-2	2.0	1	0	0	0	2	1	33/18	—
4/7 (2) vs. HARV*	ND	6-5	1.0	1	1	1	0	1	2	23/14	—
4/14 at PENN*	ND	11-9	0.1	1	3	3	0	2	0	17/8	—
TOTALS	0-1	9.00	10.0	8	10	10	1	10	10	192/89	53.6%

\* — denotes relief appearance

## JENNEW EIN'S 2024 SPLITS

SPLIT	W	L	G	GS	IP	H	R	ER	HR	BB	SO	ERA	AVG
Total	0	1	7	0	10.0	8	10	10	1	10	10	9.00	.216
Home	0	0	2	0	3.0	2	1	1	0	3	3	3.00	.200
Away	0	1	5	0	7.0	6	9	9	1	7	7	11.57	.222
Neutral	—	—	—	—	—	—	—	—	—	—	—	—	—
Day	0	1	7	0	10.0	8	10	10	1	10	10	9.00	.216
Night	—	—	—	—	—	—	—	—	—	—	—	—	—
Starter	—	—	—	—	—	—	—	—	—	—	—	—	—
Reliever	0	1	7	0	10.0	8	10	10	1	10	10	9.00	.216
February	0	0	1	0	1.0	0	0	0	0	1	2	0.00	.000
March	0	1	4	0	7.2	6	6	6	1	6	6	7.04	.162
April	0	0	2	0	1.1	2	4	4	0	3	2	27.00	.333
May	—	—	—	—	—	—	—	—	—	—	—	—	—

## JENNEW EIN'S 2024 SPLITS vs. LHB/RHB

	BF	AB	H	2B	3B	HR	BB	SO	AVG	OBP	SLG	OPS
Total	50	37	8	2	1	1	10	10	.216	.420	.405	.825
vs. LHB	13	9	3	2	0	1	3	2	.333	.538	.889	1.427
vs. RHB	37	28	5	0	1	0	7	8	.179	.378	.250	.628

## SINGLE-GAME HIGHS &amp; LOWS

2024	CAREER
2.1, (2x), Last: at Princeton (3/24)	IP 2.1, (2x), Last: at Princeton (3/24/24)
3, at Georgetown (3/10 - G2)	H 3, at Georgetown (3/10/24 - G2)
3, (3x), Last: at Penn (4/14)	R 3, (3x), Last: at Penn (4/14/24)
3, (3x), Last: at Penn (4/14)	ER 3, (3x), Last: at Penn (4/14/24)
2, (3x), Last: at Penn (4/14)	BB 2, (3x), Last: at Penn (4/14/24)
3, at Princeton (3/24)	SO 3, at Princeton (3/24/24)
1, at Georgetown (3/10 - G2)	HR 1, at Georgetown (3/10/24 - G2)
—	CG —
—	SHO —
—	W STREAK —
—	L STREAK —

NOTE: Bold denotes active streak



IVY LEAGUE HONORS

DATE	AWARD	PLAYER (SCHOOL)
Feb. 26	Player	Davis Baker (Penn)
	Pitcher	Andy Leon (Columbia)
	Rookie	Miles Newsome (Brown)
March 4	Player	Jack Cooper (Columbia)
	Pitcher	Sean Matson (Harvard)
	Rookie	Nick Spaventa (Penn)
March 11	Player	Matt Giberti (Harvard)
	Pitcher	Jack Seppings (Brown)
	Rookie	Nick Spaventa (Penn)
March 18	Player	Ryan Taylor (Penn)
	Pitcher	Cole Zaffiro (Penn)
	Rookie	Marco Dumsky (Dartmouth)
March 25	Player	Cole Hage (Columbia)
	Pitcher	Cole Zaffiro (Penn)
	Rookie	Gavin Collins (Penn)
April 1	Player	Cole Fellows (Columbia)
	Pitcher	Callan Fang (Harvard)
	Rookie	Mark Quatrani (Cornell)
April 8	Player	Jack Cooper (Columbia)
	Pitcher	Colton Shaw (Yale)
	Co-Rookie	Eric Jeon (Columbia)
April 15	Co-Rookie	Huxley Holcombe (Cornell)
	Co-Player	Alec Atkinson (Yale)
	Co-Player	Caden Wildman (Cornell)
	Pitcher	Callan Fang (Harvard)
	Rookie	Mark Quatrani (Cornell)

IVY PRESEASON POLL

- The Ivy League preseason poll was announced on Feb. 19, with Penn pitted as the unanimous favorite following a vote of 16 panelists.
- Columbia was picked second, finishing as the only other program to reach the century mark in points (101). Harvard (97 points) and Princeton (87 points) were the other anticipated programs to round out this year's four-team Ivy League Tournament field.
- Yale was slotted to finish fifth behind its 66 points, while Cornell (37 points) and Brown (35 points) were separated by two points for sixth and seventh places. Dartmouth rounded out the eight-team league with 25 points.

2024 IVY LEAGUE PRESEASON POLL		
Two Votes Per Program		
SCHOOL (First-Place Votes)	POINTS	
1. Penn (16)	128	
2. Columbia	101	
3. Harvard	97	
4. Princeton	87	
5. Yale	66	
► 6. Cornell	37	
7. Brown	35	
8. Dartmouth	25	

IVY LEAGUE STANDINGS AND SCHEDULES

as of 4/15/24		IVY LEAGUE				OVERALL						
OPPONENT	W-L	PCT	GB	STREAK	W-L	PCT	STREAK	HOME	AWAY	NEUTRAL	RPI	
Columbia	9-3	.750	—	L1	15-14	.517	L1	12-3	3-9	0-2	164	
Cornell	8-4	.667	1.0	W2	10-13	.435	W2	5-1	5-12	0-0	171	
Penn	6-6	.500	3.0	L2	14-17	.452	L2	8-4	6-13	0-0	193	
Yale	6-6	.500	3.0	W1	11-17	.393	W1	5-5	6-12	0-0	259	
Princeton	6-6	.500	3.0	L1	10-19	.345	L1	4-6	6-13	0-0	221	
Dartmouth	5-7	.417	4.0	W3	10-16	.385	W3	3-3	7-13	0-0	234	
Harvard	5-7	.417	4.0	W1	8-20	.286	W1	1-3	5-15	2-2	253	
Brown	3-9	.250	6.0	L4	8-21	.276	L5	2-7	6-14	0-0	285	

LAST WEEK'S SCORES

Tuesday, April 9

Harvard 10, UMass 3

Monmouth 10, Princeton 3

Rhode Island 5, Brown 2

Wednesday, April 10

Boston College 7, Dartmouth 1

Columbia 14, Fordham 2

Villanova 5, Penn 3

Yale 12, Holy Cross 7

Saturday, April 13

Penn 6, Cornell 5

Cornell 18, Penn 11

Dartmouth 5-6, Brown 3-2

Harvard 3, Princeton 2

Princeton 5, Harvard 4

Yale 10, Columbia 8

Columbia 10, Yale 3

Sunday, April 14

Cornell 11, Penn 9

Dartmouth 10, Brown 9

Harvard 14, Princeton 2

Yale 13, Columbia 10

THIS WEEKEND'S SCHEDULE

Tuesday, April 16

Cornell at Binghamton, 6:30

Harvard at Stonehill, 3:30

Columbia at St. John's, 6:00

Wednesday, April 10

Rider at Princeton, 3:00

Saint Joseph's at Penn, 3:00

Siena at Dartmouth, 3:30

Yale at Fairfield, 4:00

Saturday, April 13

Yale at Cornell, 11:30 a.m. (DH)

Columbia at Brown, 11:30 a.m. (DH)

Dartmouth at Harvard, 11:30 a.m. (DH)

Penn at Princeton, 11:30 a.m. (DH)

Saturday, April 13

Yale at Cornell, 12:00

Columbia at Brown, 12:00

Dartmouth at Harvard, 12:00

Penn at Princeton, 12:00

IMPROVING IN ALL FACETS

- Cornell has improved in numerous statistical categories on both sides of the baseball since opening Ivy League play against Princeton on March 22.
- Over its last 12 games, Cornell has improved its batting average by 59 points, batting .311 with 107 runs scored (7.13 runs per game) and 21 home runs (1.40 home runs per game). The Big Red has seen a 113-point increase in slugging percentage (.498) and a 160-point improvement in OPS (.891).
- Cornell has an 8-4 record over its last 12 games, including winning eight of its previous 10 contests. After having a 9.60 ERA over its first 11 games, the Big Red has logged a 5.57 ERA over its last 12 outings, a 403-point decrease. Cornell's walks-per-9-innings have decreased by 282 points (4.98), and opponents are hitting .257, down 61 points from its .318 average in the opening 11 contests.

Q'S PROVIDING THE A'S

- Junior outfielder **JOHN QUINLAN** and freshman catcher **MARK QUATRANI** have been two of Cornell's most reliable hitters since the beginning of Ivy League play.
- Quinlan is hitting a team-leading .418 (23-of-55) in Ivy play, trailing Penn's Wyatt Henseler (.428) for the conference lead in batting average. Quinlan's 23 hits are the most by any player in the Ancient Eight, and he is joined by sophomore outfielder **CADEN WILDMAN** (20) and junior infielder **MAX JENSEN** (20) as the lone trio of players with 20-plus hits in Ivy League play this season.
- Quatrani has five home runs in Ivy play, tied with Columbia's Sam Miller for the second-most homers in conference action, trailing Henseler (six) for the conference lead. Quatrani's 21 RBI lead the conference and is four more than Wildman and Columbia's Eric Jeon, who have 17 ribbies.
- Four Cornell players have OPS figures in Ivy League play above 1.000, with Quatrani leading the way (1.310). Quinlan (1.066), Wildman (1.044), and Jensen (1.044) are right behind the first-year catcher.

CORNELL SPLIT STATS

BATTING BY SEGMENT						
This Season						
SPLIT	AVG	R	HR	SLG	OPS	
First 11	.252	53	9	.385	.731	
► Last 12	.311	107	21	.498	.891	
CHANGE	+.059	+54	+12	+.113	+.160	
PITCHING BY SEGMENT						
This Season						
SPLIT	REC	ERA	BB/9	WHIP	BAA	
First 11	2-9	9.60	7.80	2.20	.318	
► Last 12	8-4	5.57	4.98	1.51	.257	
CHANGE	—	-4.03	-2.82	-0.69	-.061	

IVY LEAGUE LEADERS

MOST HITS IN IVY LEAGUE PLAY		
This Season		
PLAYER	SCHOOL	HITS
► John Quinlan	Cornell	23
► Caden Wildman	Cornell	20
► Max Jensen	Cornell	20
George Cooper	Harvard	19
Ryan Taylor	Penn	19
Nathan Brasher	Brown	18
Wyatt Henseler	Penn	18

SERIES HISTORY



SERIES HISTORY

CORNELL LEADS, 26-19-1

Ithaca, N.Y.	14-12-1
Vestal, N.Y.	12-7
Neutral Sites	0-0
Under Dan Pepicelli	7-4-1

SCORING RECORDS

CORNELL	BINGHAMTON
Ithaca . . . . . 13	Ithaca . . . . . 13, (2x)
. . . . . COR, 13-7 (4/18/85)	. . . . . Last: BU, 13-5 (4/6/04 - G2)
Vestal . . . . . 12, (2x)	Vestal . . . . . 11
. . . . . Last: COR, 12-3 (4/24/18)	. . . . . BU, 11-1 (5/2/18)

GAME-BY-GAME RESULTS

DATE	SITE	SCORE
4/13/1984	Vestal, N.Y.	W, 3-1
4/13/1984	Vestal, N.Y.	W, 6-2
4/18/1985	Ithaca, N.Y.	W, 13-7
4/18/1986	Vestal, N.Y.	L, 2-4
4/18/1986	Vestal, N.Y.	W, 6-3
4/22/1988	Vestal, N.Y.	W, 8-0
4/22/1988	Vestal, N.Y.	L, 6-7 (9 inn.)
5/4/1989	Ithaca, N.Y.	W, 5-2
4/18/1991	Ithaca, N.Y.	W, 7-6
4/14/1999	Ithaca, N.Y.	W, 8-4
4/14/1999	Ithaca, N.Y.	W, 12-7
4/10/2001	Ithaca, N.Y.	L, 3-10
4/10/2001	Ithaca, N.Y.	L, 8-13
4/9/2002	Vestal, N.Y.	W, 9-1
4/9/2002	Vestal, N.Y.	W, 6-5
4/10/2003	Ithaca, N.Y.	W, 12-6
4/6/2004	Ithaca, N.Y.	L, 3-11
4/6/2004	Ithaca, N.Y.	L, 5-13
4/6/2005	Ithaca, N.Y.	L, 2-11
4/6/2005	Ithaca, N.Y.	W, 3-2
4/5/2006	Vestal, N.Y.	L, 3-8
4/10/2007	Ithaca, N.Y.	W, 3-0
4/8/2009	Ithaca, N.Y.	W, 3-1
3/16/2010	Ithaca, N.Y.	W, 7-2
3/16/2010	Ithaca, N.Y.	L, 3-5
4/6/2010	Ithaca, N.Y.	L, 9-10 (12 inn.)
4/28/2010	Vestal, N.Y.	W, 12-8
4/11/2012	Ithaca, N.Y.	L, 4-6
4/25/2012	Ithaca, N.Y.	W, 9-5
4/23/2013	Vestal, N.Y.	L, 5-6
4/9/2014	Vestal, N.Y.	W, 6-1
4/17/2014	Ithaca, N.Y.	L, 0-7
4/22/2014	Ithaca, N.Y.	L, 6-8
4/7/2015	Ithaca, N.Y.	L, 3-7
4/13/2016	Ithaca, N.Y.	W, 3-2
4/12/2017	Ithaca, N.Y.	W, 6-4
4/26/2017	Vestal, N.Y.	W, 10-2
4/10/2018	Ithaca, N.Y.	T, 5-5 (9.5 inn., darkness)
4/24/2018	Vestal, N.Y.	W, 12-3
5/2/2018	Vestal, N.Y.	L, 1-11
4/9/2019	Ithaca, N.Y.	L, 4-8
5/1/2019	Vestal, N.Y.	W, 5-2
4/12/2022	Vestal, N.Y.	L, 3-5
4/20/2022	Ithaca, N.Y.	W, 10-9 (10 inn.)
5/3/2022	Vestal, N.Y.	W, 10-8
4/11/2023	Vestal, N.Y.	L, 0-6

SCOUTING BINGHAMTON

► Binghamton enters tonight's contest with a 13-18 overall record and a 3-9 mark in America East play. This past weekend, the Bearcats were swept in a three-game series against Bryant in Smithfield, R.I., falling by scores of 10-3, 10-2, and 7-2.

► The Bearcats have won its last six non-conference games, dating back to an 8-7 victory in 10 innings over St. Bonaventure on March 12. Along with its win over the Bonnies, Binghamton has claimed a come-from-behind 11-10 win as it avenged a 10-1 deficit to Canisius on March 26, swept a three-game series against Middle Tennessee on March 28-30, and defeated Le Moyne, 10-3, last Tuesday in the first meeting between the two programs since 2008.

► Logan Haskell leads Binghamton's offense with his .320 average, while Mike Gunning has a .319 batting average and leads the Bearcats in home runs (13) and RBI (32). Evin Sullivan is the other Binghamton hitter with a .300 average, hitting for a .304 clip.

► Gabe Driscoll (4-3, 3.50 ERA in eight starts), Nelson Berkwich (2-4, 5.77 ERA in nine starts), and Ryan Bates (1-1, 5.88 ERA in seven starts) have been reliable in the Bearcats' weekend rotation.

► Theo Farynick has shined out of the bullpen for Binghamton, fashioning a 1.32 ERA and a 1.17 WHIP, allowing two runs in 13.2 innings across nine relief outings. He has held opponents to a .152 batting average, yielding just seven hits against.

► Chris Sleeper, Justin Rosner, Jackson Mitchell, and John Lumpinski all have one save apiece on the season.

40 YEARS, 52 MILES, 46 MEETINGS

► Cornell and Binghamton will meet for the 47th time tonight, the fifth time in the last six contests where the Bearcats will be hosts. The Big Red owns the series lead, 26-19-1, and has won three of the last five. Cornell is 7-4-1 over its previous 12 games against its Central New York rival.

► In the last meeting between the two programs last year on April 11, seven Binghamton pitchers combined to throw a four-hit shutout in a 6-0 triumph at the Bearcats Baseball Complex. Kevin Gsell and Nick Roselli teamed up to drive in five of Binghamton's six runs on the day, while both players had multi-hit days for the Bearcats.

► **WILS GUY** registered two of Cornell's four hits on the day for the Big Red in the setback. **JOHN QUINLAN** and **SAM KAPLAN** each tallied one hit in the contest. **BECK UROFSKY** made his first collegiate start for the Big Red, allowing two runs on two hits in his two-inning outing. He also walked two and struck out two.

CORNELL VS. BINGHAMTON

PLAYER	GP	GS	AB	R	H	2B	3B	HR	RBI	BB	HBP	SO	SF	SH	SB	AVG	OBP	SLG	
Matt Barnhorst	2	2	8	3	3	1	0	0	2	2	0	2	0	0	2	.375	.500	.500	
Nathan Waugh	4	4	11	1	4	1	0	0	2	4	0	4	0	0	0	.364	.533	.455	
Max Jensen	4	4	16	3	4	1	0	0	6	1	1	3	1	0	0	.250	.316	.313	
Ryan Porter	4	4	16	4	3	1	0	1	3	1	0	8	0	0	0	.188	.235	.438	
John Quinlan	3	1	6	0	1	0	0	0	0	0	0	3	0	0	0	.167	.167	.167	
Jakobi Davis	1	1	2	0	0	0	0	0	0	1	0	0	0	0	0	.000	.333	.000	
TOTALS	18	16	59	11	15	4	0	1	13	9	1	20	1	0	2	.254	.357	.373	
PLAYER	W-L	ERA	APP	GS	CG	SHO	SV	IP	H	R	ER	BB	SO	AVG	WP	HP	BK	SF	SH
Chris Ellison	0-0	0.00	3	0	0	0/0	0	3.0	1	0	0	1	2	.100	0	0	0	0	0
Story Kimura	0-0	0.00	1	0	0	0/0	0	1.0	0	0	0	0	2	.000	1	0	0	0	0
Josh Shea	0-0	0.00	1	0	0	0/0	0	1.0	1	0	0	0	0	.250	0	0	0	0	0
Braden Mack	0-0	4.50	2	0	0	0/0	0	2.0	4	1	1	0	2	.400	0	0	0	0	0
Ryan Porter	0-0	4.50	2	0	0	0/0	1	2.0	2	1	1	1	3	.333	0	0	0	1	1
Von Baker	0-0	9.00	3	0	0	0/0	0	3.0	1	4	3	6	2	.111	5	0	0	0	0
Beck Urofsky	0-1	9.00	1	1	0	0/0	0	2.0	2	2	2	2	2	.250	0	1	0	0	0
Will Long	0-1	12.00	2	1	0	0/0	0	3.0	3	4	4	4	1	.273	1	2	0	0	0
Tom Clancy	0-0	18.00	3	0	0	0/0	0	2.0	3	4	4	2	0	.333	1	0	0	0	0
John Gerfen	0-0	18.00	1	0	0	0/0	0	1.0	3	2	2	1	1	.500	0	0	0	0	0
TOTALS	0-2	7.65	19	2	0	0/0	1	20.0	20	18	17	19	14	.263	8	3	0	1	1



## BOOTH FIELD



After spending over 100-plus years at Hoy Field, Cornell's legendary, and storied, on-campus field, the Cornell baseball team officially moved to Booth Field, the program's brand-new, \$17.5 million off-campus facility on Friday, April 21, 2023.

Booth Field is named in honor of former Cornell pitcher **RICH BOOTH '82**, who has shown “extraordinary leadership and generosity — much of its anonymous — over the last four decades.”

The facility features many state-of-the-art amenities for the Cornell baseball team, including a 1500-square foot team room and lounge, 1500-square foot locker room, and a 7000-square foot indoor area for batting cages and pitching mounds. A nutrition station, Hall of Fame area, and a coaches room is included at the facility, which was completed this past summer.

### BOOTH FIELD FIRSTS [ALL OCCURRED ON 4/7/23 UNLESS DENOTED]

**GAME:** Friday, April 21, 2023 (Princeton 11, Cornell 8)

**CORNELL WIN:** April 28, 2023 (Game 2 — Cornell 11, Penn 9)

**ATTENDANCE:** 397

**TIME OF GAME | TEMPERATURE:** 2:21 | 84°F

**FIRST PITCH:** 3:33 p.m. by Spencer Edwards, Cornell; fastball, ball

**BATTER:** Matt Scannell, Princeton (homered)

**PLATE UMPIRE:** Mike Lum

**HIT:** Home run by Matt Scannell, 1st inning, none on

**RUN:** Matt Scannell, Princeton (homered)

**SINGLE:** Brendan Cumming, Princeton, 1st inning

**DOUBLE:** Max Jensen, Cornell, 1st inning

**TRIPLE:** Jakobi Davis, Cornell, 2nd inning

**FIRST RBI:** Matt Scannell, Princeton, 1st inning (homered)

**HOME RUN:** Matt Scannell, Princeton, (1st inning off Spencer Edwards)

**TWO-RUN HOME RUN:** Kyle Vinci, Princeton, (4th inning off Spencer Edwards)

**THREE-RUN HOME RUN:** Kyle Vinci, Princeton, (7th inning off Carson Mayfield)

**GRAND SLAM:** Kyle Vinci, Princeton, 4/8/23, (7th inning off Von Baker)

**PINCH-HIT HOME RUN:** Never happened

**INSIDE-THE-PARK HOME RUN:** Never happened

**WINNING PITCHER:** Jackson Emus, Princeton (starter)

**LOSING PITCHER:** Spencer Edwards, Cornell (starter)

**SAVE:** Jacob Faulkner, Princeton

**PUTOUT:** Matt Barnhorst, Cornell (first out of 6-4-3 DP)

**ASSIST:** Ryan Porter, Cornell (GIDP to shortstop)

**ERROR:** Noah Granet, Princeton, fielding

**CG SHUTOUT:** Tom Chmielewski, Princeton, 4/8/23

**9-INNING CG SHO:** Has not happened

**WALK:** Cornell's John Quinlan by Princeton's Jackson Emus, 1st inning

**STRIKEOUT:** Princeton's Kyle Vinci by Cornell's Spencer Edwards, 1st inning

**STOLEN BASE:** Scott Bandura, Princeton, 4th inning

**DOUBLE PLAY:** Porter to Barnhorst to Jensen, Cornell, 1st inning

**TRIPLE PLAY:** Has not happened

**BALK:** Noah Keller, Cornell, 3/30/24 (G2), vs. Dartmouth

**ONE-HITTER:** Has not happened

**NO-HITTER:** Has not happened

2024 BIG RED HOME RUNS

PLAYER	HR	vL	vR	ROAD/		RUNNERS ON				OUTS			TIED		GO AHEAD	DIRECTION					TEAM W-L	LAST HR			
				HOME	NEUTRAL	0	1	2	3	0	1	2	GAME			LF	LC	CF	RC	RF		DATE	OPPONENT	PITCHER	AB SINCE
Matt Barnhorst	5	—	5	2	3	2	3	—	—	2	2	1	1	—	—	2	1	1	—	1	3-2	4/7/24	Harvard	Matson	19
Owen Carlson	—	—	—	—	—	—	—	—	—	—	—	—	—	—	—	—	—	—	—	—	—	—	—	—	—
Jakobi Davis	2	1	1	1	1	1	—	—	1	—	1	1	—	—	—	—	—	—	—	2	2-0	3/30/24	Dartmouth	Cortland	23
Kevin Hager	2	—	2	1	1	1	—	1	—	1	—	1	—	—	—	1	1	—	—	—	2-0	4/14/24	Penn	Katz	4
Huxley Holcombe	—	—	—	—	—	—	—	—	—	—	—	—	—	—	—	—	—	—	—	—	—	—	—	—	—
William Jaun	—	—	—	—	—	—	—	—	—	—	—	—	—	—	—	—	—	—	—	—	—	—	—	—	—
Max Jensen	3	1	2	1	2	3	—	—	—	1	1	1	1	1	—	—	—	1	1	1	1-2	4/6/24	Harvard	Burns	26
Luke Johnson	—	—	—	—	—	—	—	—	—	—	—	—	—	—	—	—	—	—	—	—	—	—	—	—	—
Braden Mack	1	1	—	1	—	—	—	—	1	—	1	—	—	1	—	1	—	—	—	—	1-0	3/30/24	Dartmouth	Milberg	26
Jackson Marko	—	—	—	—	—	—	—	—	—	—	—	—	—	—	—	—	—	—	—	—	—	—	—	—	—
Kyle Musser	—	—	—	—	—	—	—	—	—	—	—	—	—	—	—	—	—	—	—	—	—	—	—	—	—
Ryan Porter	—	—	—	—	—	—	—	—	—	—	—	—	—	—	—	—	—	—	—	—	—	4/28/23	Penn	Zaffiro	33
Mark Quatrani	6	—	6	4	2	3	1	1	1	5	—	1	—	1	—	1	—	—	—	5	3-2	4/7/24	Harvard	Fang	14
John Quinlan	3	—	3	2	1	2	1	—	—	—	2	1	—	—	—	—	—	—	1	2	3-0	4/6/24	Harvard	Burns	26
TJ Swidorski	—	—	—	—	—	—	—	—	—	—	—	—	—	—	—	—	—	—	—	—	—	2/25/23	JMU	Murphy	89
Beck Urofsky	—	—	—	—	—	—	—	—	—	—	—	—	—	—	—	—	—	—	—	—	—	—	—	—	—
Matthew Walters	—	—	—	—	—	—	—	—	—	—	—	—	—	—	—	—	—	—	—	—	—	—	—	—	—
Nathan Waugh	4	2	2	1	3	2	1	—	1	1	1	2	1	1	—	—	—	2	1	1	3-1	3/30/24	Dartmouth	Dumsky	30
Caden Wildman	4	—	4	1	3	1	1	—	2	1	1	2	1	—	—	1	1	1	1	—	3-0	4/13/24	Penn	Sarti	5

LEADOFF HR [0]

PLAYER (CAREER NO.) DATE / OPP

BACK-TO-BACK HR [3]

PLAYERS DATE / OPP

Quatrani / Barnhorst 3/30 (G2) vs. DART  
Barnhorst / Hager 3/30 (G2) vs. DART  
Davis / Quinlan 3/30 (G2) vs. DART

2-HR GAMES [2]

PLAYER (CAREER NO.) DATE / OPP

Mark Quatrani (1) 3/30 (G2) vs. DART  
Caden Wildman (1) 4/13 (G2) at PENN

3-HR GAMES [0]

PLAYER (CAREER NO.) DATE / OPP

GRAND SLAMS [6]

PLAYER (CAREER NO.) DATE / OPP

Jakobi Davis (1) 3/23 at PRIN  
Nathan Waugh (1) 3/30 (G1) vs. DART  
Braden Mack (1) 3/30 (G2) vs. DART  
Mark Quatrani (1) 3/30 (G2) vs. DART  
Caden Wildman (1) 4/13 (G2) at PENN  
Caden Wildman (2) 4/13 (G2) at PENN

PINCH-HIT HR [0]

PLAYER (CAREER NO.) DATE / OPP

WALK-OFF HR [0]

PLAYER (CAREER NO.) DATE / OPP

INSIDE-THE-PARK HR [0]

PLAYER (CAREER NO.) DATE / OPP

BIG RED MISCELLANEOUS BATTING

PLAYER	MULTI-HIT GAMES						MULTI-RBI GAMES						HIT STREAKS				HITS			
	2	3	4	5+	TOTAL	CAREER	2	3	4	5+	TOTAL	CAREER	5-9	10-14	15+	ACTIVE	2024 HIGH	CAREER HIGH	INFIELD	BUNT
Matt Barnhorst	4	1	—	—	5	15	2	1	1	—	4	9	—	—	—	2	4, (2/23 - 3/2)	5, 2022	—	—
Owen Carlson	2	—	—	—	2	2	—	—	—	—	—	—	—	—	—	0	2, (3/16 - 3/17)	2, 2024	—	1
Jakobi Davis	4	1	—	—	5	13	—	—	1	—	1	7	—	—	—	1	4, (2x), Last: 3/24 - 3/31	6, (2x), Last: 2023-24	2	—
Kevin Hager	2	—	—	—	2	2	—	1	—	—	1	1	—	—	—	1	3, (3/22 - 3/30)	3, 2024	2	—
Huxley Holcombe	—	—	—	—	—	—	—	—	—	—	—	—	—	—	—	—	—	—	—	—
William Jaun	—	—	—	—	—	—	—	—	—	—	—	—	—	—	—	2	2, (3/10 - 3/16)	2, 2024	1	—
Max Jensen	7	1	1	—	9	28	2	1	—	—	3	14	1	—	—	3	5, (3/15 - 3/24)	8, 2022	—	1
Luke Johnson	2	—	—	—	2	2	1	—	—	—	1	1	—	—	—	2	3, (3/15 - 3/22)	3, 2024	2	—
Braden Mack	2	1	—	—	3	4	2	1	1	—	4	4	1	—	—	2	8, (3/16 - 4/6)	8, 2024	1	1
Jackson Marko	—	—	—	—	—	—	—	—	—	—	—	—	—	—	—	—	—	—	—	—
Kyle Musser	1	—	—	—	1	2	—	—	—	—	—	2	—	—	—	1	—	4, 2023	—	—
Ryan Porter	1	—	—	—	1	12	1	—	—	—	1	9	—	—	—	1	2, (2/23 - 2/25)	4, 2022-23	1	—
Mark Quatrani	4	2	—	—	6	6	3	2	—	1	6	6	1	—	—	5	5, (4/6 - 4/13)	5, 2024	—	—
John Quinlan	4	2	2	—	8	16	3	—	—	—	3	4	1	—	—	3	6, (3/23 - 4/7)	7, 2023-24	3	1
TJ Swidorski	2	—	—	—	2	5	—	1	—	—	1	2	—	—	—	0	2, (3x), Last: 4/6 - 4/13	3, 2023	—	—
Beck Urofsky	—	—	—	—	—	—	—	—	—	—	—	—	—	—	—	—	—	—	—	—
Matthew Walters	—	—	—	—	—	—	—	—	—	—	—	—	—	—	—	—	—	—	—	—
Nathan Waugh	6	—	—	—	6	23	3	2	1	—	6	16	2	1	1	0	15, (2/23 - 3/30)	19, 2023-24	2	—
Caden Wildman	3	4	—	—	7	7	2	1	—	1	4	4	2	1	—	11	11, (3/22 - 4/13)	11, 2024	4	4

Bold denotes active streak

BIG RED 2024 BATTING SPLITS

	AB	R	H	2B	3B	HR	RBI	BB	SO	AVG	OBP	SLG	OPS
Total	815	160	231	32	5	30	147	81	208	.283	.371	.445	.817
Home	208	52	65	8	1	14	50	15	50	.313	.386	.563	.948
Away	607	108	166	24	4	16	97	66	158	.273	.367	.405	.772
Neutral	—	—	—	—	—	—	—	—	—	—	—	—	—
Day	815	160	231	32	5	30	147	81	208	.283	.371	.445	.817
Night	—	—	—	—	—	—	—	—	—	—	—	—	—
February	105	19	28	6	0	2	13	14	39	.267	.371	.381	.752
March	494	90	136	21	4	20	85	45	108	.275	.362	.455	.817
April	216	51	67	5	1	8	49	22	61	.310	.393	.454	.847
May	—	—	—	—	—	—	—	—	—	—	—	—	—

BIG RED LINEUP PRODUCTION

	AB	R	H	2B	3B	HR	RBI	BB	SO	AVG	OBP	SLG	OPS
1st	102	24	30	3	1	3	11	7	18	.294	.368	.431	.799
2nd	90	20	30	4	2	2	14	15	9	.333	.455	.489	.944
3rd	91	24	26	5	0	4	23	14	32	.286	.385	.473	.858
4th	95	19	29	3	0	5	20	6	21	.305	.383	.495	.878
5th	93	14	24	2	0	2	20	5	24	.258	.333	.344	.677
6th	92	20	32	6	0	7	32	9	23	.348	.423	.641	1.064
7th	90	8	19	2	0	4	10	6	28	.211	.276	.367	.643
8th	83	13	18	3	2	1	7	9	25	.217	.316	.337	.653
9th	79	18	23	4	0	2	10	10	28	.291	.391	.418	.809



DAILY BATTING LOGS

PLAYER	3/16 at RIC	3/17 at RIC	3/22 (1) at PRIN	3/22 (2) at PRIN	3/24 at PRIN	3/30 (1) vs. DART	3/30 (2) vs. DART	3/31 vs. DART	4/6 vs. HAR	4/7 (1) vs. HAR	4/7 (2) vs. HAR	4/13 (1) at PENN	4/13 (2) at PENN	4/14 at PENN
Matt Barnhorst	o1k14	k4eo1	ooob	ooko	ko1k4	okoo	ko4	woko	oobo	4bck	keko	ookk	1kwkc	ko1oo
Owen Carlson	21wko	ko1o1	o			o	ok			1			o	
Jakobi Davis	o1bkk	oko1	o2ok	kwwo	4kke1	1kob	1kk4	oo12	ookk	w11w	okkk	wokk	ok	w11k1
Kevin Hager	ooh2o	o	1oo1	1kok			1o4oo		wowo		kbhk			4kkoo
Huxley Holcombe							h							
William Jaun	1oow													
Max Jensen	1d		oow4o	1w11	1ow2ow	khooo	2hook	3o1o1	4eoo	o1oo1	kkoo	1ooo1	e1ow1o	oo11w
Luke Johnson	1oo		ow1w	koob		h	k			o			wk1kwo	o11hk
Braden Mack	1	hhoo1	oo1		2o2ok	1k	4d1o	kkd1o	1oFk	koob	kck1	1ohbk		
Kyle Musser						ooo1				d			w11	
Mark Quatrani		od3w		o4ow	holeko		oo414	4ooe	okhh	oe12	k4h1	2ko1d	hok1wk	1wo11
John Quinlan	okoo4	khoo	kk1k1	oobco	1ooe11	wwk2o	w1ok4k	111ho	o41oo	o1111	ooko	wo1wo	oh3111	1oococ
TJ Swidorski		1hkko			wwoeo	hoo1		koob		kk1o		11ok	Fkckok	
Nathan Waugh	k4k1k	oow1o	o1oho	kkoe1	ooooo1	e4oo	kkek	2kk2w	we2k	kFk1o	k1w2	wko1k	kkFcww	wokoh
Caden Wildman	kwh14	ooo1k	koood	11ooo	ho1k21	co1o	h11w1	wkwo1	oc1o	1kok	o141	kko1h	kk1k44	koko2

**KEY:** 1-Single, 2-Double, 3-Triple, 4-Home Run, o-Out, k-Strikeout, w-Walk, W-Int. Walk, h-Hit by Pitch, e-Reached on Error, b-Sac Bunt, F-Sac Fly, c-Fielder's Choice, d-Double Play;  
**NOTE:** Shading denotes started game; read left-to-right for first-to-last AB.

BIG RED W-L RECORD BY LINEUP CARD

PLAYER	BATTING ORDER (STARTS)									BY POSITION (STARTS)								
	1ST	2ND	3RD	4TH	5TH	6TH	7TH	8TH	9TH	C	1B	2B	3B	SS	LF	CF	RF	DH
Matt Barnhorst	—	—	—	—	—	1-2	9-8	0-1	—	—	—	10-11	—	—	—	—	—	—
Owen Carlson	—	0-2	—	—	—	—	1-0	0-1	—	—	—	0-2	0-1	—	—	—	—	1-0
Jakobi Davis	—	—	—	—	—	0-2	—	0-1	10-8	—	—	—	—	—	—	10-11	—	—
Kevin Hager	—	—	—	—	—	1-2	0-1	4-2	0-1	—	—	—	—	5-6	—	—	—	—
William Jaun	—	—	—	0-4	1-0	—	—	—	—	—	1-2	—	—	—	—	—	—	0-2
Max Jensen	—	10-11	—	0-1	—	—	—	—	—	—	3-8	—	7-4	—	—	—	—	—
Luke Johnson	1-6	—	—	—	—	1-0	—	1-2	—	—	—	—	3-8	—	—	—	—	—
Braden Mack	—	—	—	1-0	5-5	1-2	—	—	—	0-1	6-3	—	—	—	—	—	—	1-3
Jackson Marko	—	—	—	—	—	—	—	—	—	—	—	—	—	—	—	—	—	—
Kyle Musser	—	—	—	—	—	1-0	—	—	—	—	—	—	—	—	—	—	—	1-0
Ryan Porter	0-1	—	—	—	1-4	—	—	0-1	—	—	—	—	—	—	1-4	—	0-2	—
Mark Quatrani	—	—	—	—	3-1	4-3	0-1	0-2	—	5-6	—	—	—	—	—	—	—	2-1
John Quinlan	9-6	—	—	—	—	—	—	—	0-3	—	—	—	—	—	9-9	—	—	—
TJ Swidorski	—	—	—	—	—	0-1	0-2	5-3	0-1	—	—	—	—	5-7	—	—	—	—
Beck Urofsky	—	—	—	—	—	—	—	—	—	—	—	—	—	—	—	—	—	—
Matthew Walters	—	—	—	—	—	—	—	—	—	—	—	—	—	—	—	—	—	—
Nathan Waugh	—	—	10-13	—	—	—	—	—	—	5-6	—	—	—	—	—	—	—	5-7
Caden Wildman	—	—	—	9-8	0-3	1-1	0-1	—	—	—	—	—	—	—	—	0-2	10-11	—

BIG RED STARTING PITCHER RUN SUPPORT

PLAYER	RUN		RUN SUPPORT		TOTAL RUNS IN STARTS	TOTAL RUNS PER START	TEAM W-L	QUALITY STARTS
	GS	SUPPORT	PER 9 IP					
Carson Mayfield	7	17	5.04		37	5.29	3-4	1
Ethan Hamill	5	32	9.82		47	9.40	4-1	3
Noah Keller	4	17	8.83		31	7.75	1-3	1
William Jaun	4	14	8.22		20	5.00	1-3	0
Huxley Holcombe	2	9	13.50		20	10.00	1-1	0
Von Baker	1	0	0.00		5	5.00	0-1	0
TOTALS	23	89	8.12		160	6.96	10-13	5

RUNS BY INNING

	1	2	3	4	5	6	7	8	9	10	11	12	13	14	15	TOTAL
BIG RED	30	16	8	10	18	22	25	18	13	0	—	—	—	—	—	160
OPPONENTS	29	26	12	17	22	29	10	17	15	1	—	—	—	—	—	178
DIFFERENCE	+1	-10	-4	-7	-4	-7	+15	+1	-2	-1	—	—	—	—	—	-18

VICTORY MARGIN

	1	2	3	4	5	6	7	8	9	10	11	12	13	14	15+
BIG RED	2	2	—	—	—	1	3	—	—	—	—	—	1	—	1
OPPONENTS	3	1	2	3	—	—	—	1	—	1	—	—	—	—	2

BIG RED 2024 PITCHING SPLITS

	W	L	SV	G	IP	H	R	ER	HR	BB	SO	ERA	AVG
Total	10	13	2	23	196/2	222	178	162	24	137	143	7.41	.287
Home	5	1	1	6	54.0	57	34	30	0	27	38	5.00	.285
Away	5	12	1	17	142.2	165	144	132	24	110	105	8.33	.287
Neutral	—	—	—	—	—	—	—	—	—	—	—	—	—
Day	10	13	2	23	196.2	222	178	162	24	137	143	7.41	.287
Night	—	—	—	—	—	—	—	—	—	—	—	—	—
Starter	6	9	0	23	98.2	114	94	88	12	58	67	8.03	.284
Reliever	4	4	2	23	98.0	108	84	74	12	79	76	6.80	.290
February	1	2	1	3	25.0	30	25	21	8	24	19	7.56	.291
March	5	9	1	14	118.2	132	104	96	14	83	93	7.28	.282
April	4	2	0	6	53.0	60	49	45	2	30	31	7.64	.296
May	—	—	—	—	—	—	—	—	—	—	—	—	—

BIG RED MULTI-RUN INNINGS

	TIMES	LAST TIME
2 Runs	11	4/7 (G2) vs. Harvard (6th inning, 1 hits)
3 Runs	11	4/14 at Penn (6th inning, 4 hits)
4 Runs	8	4/14 at Penn (1st inning, 3 hits; 8th inning, 2 hits)
5 Runs	5	4/13 (G2) at Penn (6th inning, X hits; 7th inning, 4 hits)
6 Runs	2	3/30 (G2) vs. Dartmouth (5th inning, 5 hits)
7 Runs	1	3/24 at Princeton (1st inning, 4 hits)
8 Runs	0	—
9 Runs	0	—
10 Runs	0	—



## DAN PEPICELLI

### 9TH SEASON AT CORNELL

**Years in Role:** 9th Season as Head Coach  
**College:** SUNY Cortland '90  
**Coaching Location:** Dugout

**DAN PEPICELLI** was named the Ted Thoren Head Coach of Cornell Baseball on Aug. 10, 2015, and is currently in his ninth season at the helm of the Cornell baseball program.

Pepicelli's 94 wins as the Big Red's head coach stand as the fourth-most in program history, trailing **TED THOREN** (515), **TOM FORD** (264), and **BILL WALKENBACH** (130).

Under Pepicelli's tutelage, Cornell has produced 21 All-Ivy League selections — including five First Team and eight Second Team selections. Four Big Red players have also been selected in the Major League Baseball Amateur Draft.

Before his arrival on East Hill, Pepicelli spent six seasons at Clemson where he had three coaching titles during his six-year stay. The final three years with the Tigers were as the associate head coach.

He became the Tigers' first pitching coach to lead a staff to Omaha in his first season with the squad. That year, Clemson's pitching staff posted the first of four consecutive seasons with an ERA under 4.00. Pepicelli recruited and developed Matt Crownover, who earned freshman All-America accolades in 2013 and ACC Pitcher of the Year honors in 2015, and was instrumental in assembling Baseball America's ninth-ranked recruiting class in 2015. In total, 10 Clemson pitchers were selected in the Major League Baseball Amateur Draft in Pepicelli's tenure at Clemson.

By joining the Big Red, Pepicelli returned home to upstate New York, where he previously had 11 years of head coaching experience at the Division III level between St. John Fisher and Hartwick.

After serving as an assistant coach for three seasons at Hartwick, Pepicelli was promoted to head coach for the 1999 season. Following his two-year tenure at Hartwick, Pepicelli was head coach and assistant athletic director at St. John Fisher for nine seasons (2001-09). Pepicelli was a two-time Empire 8 Coach of the Year (2001, 2007), with the latter coming when the Cardinals advanced to the NCAA Division III College World Series for the first time in program history.

Pepicelli's teams at St. John Fisher had winning records in each of his last seven seasons. His team garnered national recognition for sportsmanship in 2008 after a line-drive foul ball struck the opposing team's third-base coach in the head during the ninth inning of the play-in game of the 2008 ECAC Upstate Championship. Despite the fact the Cardinals were trailing, Pepicelli and the Cardinals elected to concede the game, ending any hope of clinching a berth an NCAA Tournament berth. The Committee on Sportsmanship and Ethical Conduct presented Pepicelli's team with the NCAA All-Divisions Sportsmanship Award.

Along with being the baseball coach at St. John Fisher, Pepicelli was the head strength and conditioning coach where he spent three years on the NCAA Competitive Safeguards Committee. He is a certified strength and conditioning specialist and is a member of the National Strength & Conditioning Association.

A native of Schenectady, N.Y., Pepicelli is married to the former Robyn Molloy, who played for and served as an assistant coach with the Syracuse women's soccer team. The couple has a daughter, Mia, and a son, Owen.

#24

## PEPICELLI'S FILE

### COACHING EXPERIENCE

1988	Mohawk Valley CC (Volunteer Assistant)
1996-98	Hartwick (Assistant Coach)
1999-2000	Hartwick (Head Coach)
2001-09	St. John Fisher (Head Coach)
2010	Clemson (Assistant Coach)
2011-12	Clemson (Assistant Head Coach)
2013-15	Clemson (Associate Head Coach)
<b>2016-Pres.</b>	<b>Cornell (Head Coach)</b>

### PLAYING EXPERIENCE

1986-87	Mohawk Valley CC
1990	SUNY Cortland
1991	SUNY Oneonta

### EDUCATION

#### SUNY Cortland

• B.S., Economics and Management Science, 1990

### NCAA COACHING CAREER

SEASON	OVERALL	W-L%	CONF.	W-L%
<b>HARTWICK (1999-2000)</b>				
1999	9-22	.290	—	—
2000	12-18	.400	3-3	.500
<b>TOTAL</b>	<b>21-40</b>	<b>.344</b>	<b>3-3</b>	<b>.500</b>

#### ST. JOHN FISHER (2001-09)

2001	19-14	.576	6-2	.750
2002	15-19	.441	3-3	.500
2003	16-16	.500	4-4	.500
2004	27-14	.659	4-4	.500
2005	22-15	.595	5-3	.625
2006	26-15	.634	9-7	.563
2007	28-13	.683	7-5	.583
2008	25-14-2	.634	9-7	.563
2009	22-17	.564	8-8	.500
<b>TOTAL</b>	<b>200-137-2</b>	<b>.593</b>	<b>55-43</b>	<b>.561</b>

#### CORNELL (2016- PRES.)

2016	14-24	.368	7-13	.350
2017	21-17	.553	9-11	.450
2018	14-22-1	.392	9-12	.429
2019	14-24	.368	8-13	.381
2020	1-8	.111	—	—
2021	— NO SEASON (COVID-19 PANDEMIC) —			
2022	11-25	.306	5-16	.238
2023	9-26	.257	8-13	.381
2024	10-13	.435	8-4	.667
<b>TOTAL</b>	<b>94-159-1</b>	<b>.372</b>	<b>54-82</b>	<b>.397</b>
<b>OVERALL</b>	<b>315-336-3</b>	<b>.484</b>	<b>112-128</b>	<b>.467</b>



#14

## TOM FORD

ASSOCIATE HEAD COACH  
 34TH SEASON AT CORNELL



#27

## JOHN TOPPA

ASSISTANT COACH  
 2ND SEASON AT CORNELL



#44

## JUSTIN DEVOID

VOLUNTEER ASSISTANT COACH  
 2ND SEASON AT CORNELL

## THE LAST TIME...

### A CORNELL TEAM SCORED...

10+ Runs in a Game	11, at Penn (4/14/24 - W, 11-9)
15+ Runs in a Game	18, at Penn (4/13/24 - G2 - W, 18-11)
20+ Runs in a Game	27, at Towson (4/5/17 - W, 27-14)
25+ Runs in a Game	27, at Towson (4/5/17 - W, 27-14)
5+ Runs in an Inning	5, at Penn (4/13/24 - G2 - T6 & T7 - W, 18-11)
6+ Runs in an Inning	6, vs. Dartmouth (3/30/24 - G2 - B5 - W, 17-2)
7+ Runs in an Inning	7, at Princeton (3/24/24 - T1 - W, 15-2)
8+ Runs in an Inning	8, vs. Yale (4/2/22 - G2 - B7 - W, 12-9)
9+ Runs in an Inning	12, at Harvard (4/10/11 - G2 - T2 - W, 18-5)
10+ Runs in an Inning	12, at Harvard (4/10/11 - G2 - T2 - W, 18-5)
10+ Runs in Consecutive Games	18, at Penn (4/13/24 - G2 - W, 18-11) 11, at Penn (4/14/24 - W, 11-9)
10+ Runs in 3+ Straight Games	15, at James Madison (3/15/14 - G1 - L, 15-16) 17, at James Madison (3/15/14 - G2 - W, 17-8) 14, at James Madison (3/16/14 - W, 14-8 - 10 inn.) 16, at Virginia (4/7/1902 - W, 16-10) 10, at Navy (4/9/1902 - W, 10-6)
10+ Runs in 4+ Straight Games	11, vs. Rochester (4/12/1902 - W, 11-1) 12, vs. Niagara (4/19/1902 - W, 12-4) 10, vs. Columbia (4/26/1902 - W, 10-7)

### A CORNELL TEAM RECORDED...

15+ Hits in a Game	15, vs. Harvard (4/7/24 - G1 - L, 6-14)
20+ Hits in a Game	28, at Towson (4/5/17 - W, 27-14)
25+ Hits in a Game	28, at Towson (4/5/17 - W, 27-14)
5+ Doubles in a Game	6, at Columbia (4/2/23 - G2 - W, 13-8)
6+ Doubles in a Game	6, at Columbia (4/2/23 - G2 - W, 13-8)
7+ Doubles in a Game	7, at George Mason (3/12/17 - W, 9-3)
8+ Doubles in a Game	9, at James Madison (3/15/14 - G1 - L, 15-16)
9+ Doubles in a Game	9, at James Madison (3/15/14 - G1 - L, 15-16)
2+ Triples in a Game	3, vs. Dartmouth (4/23/22 - G1 - W, 12-7)
3+ Triples in a Game	3, vs. Dartmouth (4/23/22 - G1 - W, 12-7)
4+ Triples in a Game	4, at Bucknell (3/4/00 - G2 - W, 8-6)
3+ Home Runs in a Game	7, vs. Dartmouth (3/30/24 - G2 - W, 17-2)
4+ Home Runs in a Game	7, vs. Dartmouth (3/30/24 - G2 - W, 17-2)
5+ Home Runs in a Game	7, vs. Dartmouth (3/30/24 - G2 - W, 17-2)
6+ Home Runs in a Game	7, vs. Dartmouth (3/30/24 - G2 - W, 17-2)
7+ Home Runs in a Game	7, vs. Dartmouth (3/30/24 - G2 - W, 17-2)
Leadoff Home Run	Adam Saks, at Harvard (4/13/19 - G2 - L, 1-7)
Back-to-Back Home Runs	Mark Quatrani (grand slam) & Matt Barnhorst (solo) — B5, Matt Barnhorst (solo) & Kevin Hager (solo) — B5, & Jakobi Davis (solo) & John Quinlan (solo) — B7, vs. Dartmouth (3/30/24 - G2 - W, 17-2)
Back-to-Back-to-Back Home Runs	M.Quatrani (4-run), M.Barnhorst & K.Hager (solo), vs. Dartmouth (3/30/24 - G2 - W, 17-2)
Two Grand Slams in a Game	Caden Wildman, at Penn (4/13/24 - G2 - W, 18-11)
Drew 10+ Walks in a Game	10, at Georgia Tech (2/23/24 - L, 6-9)
Drew 15+ Walks in a Game	16, at Bucknell (5/1/96 - G1 - W, 18-3)
Hit by 3+ Pitches in a Game	3, vs. Dartmouth (3/30/24 - G2 - W, 17-2)
Hit by 4+ Pitches in a Game	4, at Richmond (3/17/24 - L, 4-8)
Hit by 5+ Pitches in a Game	5, at Yale (4/5/14 - G2 - W, 6-4)
Hit by 6+ Pitches in a Game	7, at Penn (4/15/06 - G2 - W, 23-10)
Hit by 7+ Pitches in a Game	7, at Penn (4/15/06 - G2 - W, 23-10)
4+ Stolen Bases in a Game	4, vs. Dartmouth (3/30/24 - G1 - W, 7-5)
5+ Stolen Bases in a Game	5, vs. Princeton (4/22/23 - G1 - L, 5-8)
6+ Stolen Bases in a Game	7, at Coppin State (3/5/22 - G2 - W, 14-5)
7+ Stolen Bases in a Game	7, at Coppin State (3/5/22 - G2 - W, 14-5)
8+ Stolen Bases in a Game	9, at George Washington (3/9/14 - G2 - W, 8-1)
9+ Stolen Bases in a Game	9, at George Washington (3/9/14 - G2 - W, 8-1)
10+ Stolen Bases in a Game	10, vs. Sampson Air Force Base (6/2/52 - W, 8-3)

### A CORNELL PITCHING STAFF...

Threw a No-Hitter	Connor Kaufmann, vs. Dartmouth (4/1/12 — W, 2-0)
Threw a Combined No-Hitter	Kerry Brooks (3 inn.), Rob Wilson (3 inn.), Doug Petillo (1 inn.), vs. Rochester (4/5/89 - G1 - W, 2-1)
Threw a Perfect Game	Gary Gronowski, vs. Oneonta (5/11/76 — W, 1-0)
Shutout an Opponent	at Brown (5/7/22 - G2 - W, 3-0)
Shutout an Ivy League Opponent	at Brown (5/7/22 - G2 - W, 3-0)
Posted Consecutive Shutouts	vs. Oneonta (5/2/86 - G1 - W, 4-0) vs. Oneonta (5/2/86 - G2 - W, 5-0)
Struck out 10+ Batters	13, at Princeton (3/22/24 - G2 - L, 3-4)
Struck out 11+ Batters	13, at Princeton (3/22/24 - G2 - L, 3-4)
Struck out 12+ Batters	13, at Princeton (3/22/24 - G2 - L, 3-4)
Struck out 13+ Batters	13, at Princeton (3/22/24 - G2 - L, 3-4)
Struck out 14+ Batters	14, vs. Niagara (2/29/20 - G2 - L, 6-8)
Struck out 15+ Batters	15, vs. Canisius (4/4/18 - W, 6-5)
Struck out 16+ Batters	18, at Princeton (4/29/09 - W, 9-0)
Struck out 17+ Batters	18, at Princeton (4/29/09 - W, 9-0)
Struck out 18+ Batters	18, at Princeton (4/29/09 - W, 9-0)

### A CORNELL TEAM ALLOWED...

10+ Runs in a Game	11, at Penn (4/13/24 - G2 - W, 18-11)
15+ Runs in a Game	20, at Georgetown (3/10/24 - G2 - L, 0-20)
20+ Runs in a Game	20, at Georgetown (3/10/24 - G2 - L, 0-20)
25+ Runs in a Game	31, at UC Santa Barbara (3/25/04 - L, 3-31)
5+ Runs in an Inning	6, at Penn (4/14/24 - B6 - W, 11-9)
6+ Runs in an Inning	6, at Penn (4/14/24 - B6 - W, 11-9)
7+ Runs in an Inning	7, at Georgetown (3/10/24 - G2 - B4 - L, 0-20)
8+ Runs in an Inning	16, at Georgetown (3/10/24 - G1 - B2 - L, 6-24)
9+ Runs in an Inning	16, at Georgetown (3/10/24 - G1 - B2 - L, 6-24)
10+ Runs in an Inning	16, at Georgetown (3/10/24 - G1 - B2 - L, 6-24)

### A CORNELL TEAM DEFENSIVELY...

Committed 5+ Errors in a Game	6, vs. Binghamton (4/20/22 - W, 10-9 - 10 inn.)
Committed 6+ Errors in a Game	6, vs. Binghamton (4/20/22 - W, 10-9 - 10 inn.)
Committed 7+ Errors in a Game	7, at Le Moyne (4/15/97 - L, 8-14)
Committed 8+ Errors in a Game	8, at Pacific (3/20/96 - L, 7-18)
Committed 9+ Errors in a Game	10, vs. Le Moyne (4/8/92 - G1 - L, 3-19)
Committed 10+ Errors in a Game	10, vs. Le Moyne (4/8/92 - G1 - L, 3-19)
Turned 3+ Double Plays in a Game	3, at Georgia Tech (2/25/24 - W, 11-4)
Turned 4+ Double Plays in a Game	4, vs. Penn (4/24/11 - G2 - L, 2-10)
No Errors in 3+ Straight Games	3 games (3/22/24 - 3/24/24)
No Errors in 4+ Straight Games	4 games (5/3/22 - 5/8/22)

### A CORNELL TEAM...

Played an Extra-Inning Game	at Princeton (3/22/24 - G1 - L, 3-4 - 10 inn.)
Played a Top-25 Team	at #5 Wake Forest (3/5/23 - L, 3-10)
Swept a Doubleheader	vs. Dartmouth (3/30/24 - W, 7-5; W, 17-2)
Swept a 3-Game Series	vs. Dartmouth (3/30/24 - 3/31/24)
Swept a 3-Game Ivy League Series	vs. Dartmouth (3/30/24 - 3/31/24)
Swept a 4-Game Series	at Maryland Eastern Shore (3/2/12 - 3/4/12)
Swept a 4-Game Ivy League Series	vs. Penn (4/23/05 - 4/24/05)
Swept in Doubleheader	at Princeton (3/22/24 - L, 3-4 - 10 inn.; L, 3-4)
Swept in 3-Game Series	at James Madison (3/1/24 - 3/3/24)
Swept in 3-Game Ivy League Series	vs. Princeton (4/21/23 - 4/22/23)
Swept in 4-Game Series	at Columbia (4/18/15 - 4/19/15)
Swept in 4-Game Ivy League Series	at Columbia (4/18/15 - 4/19/15)

*Bold denotes occurred during 2024 season*



## A CORNELL INDIVIDUAL...

Scored 4+ Runs in a Game	<b>4, John Quinlan, at Penn (4/13/24 - G2 - W, 18-11)</b>
Scored 5+ Runs in a Game	5, Will Simoneit, at Towson (4/5/17 - W, 24-17)
Recorded 4+ Hits in a Game	<b>4, John Quinlan, at Penn (4/13/24 - G2 - W, 18-11)</b>
Recorded 5+ Hits in a Game	5, Will Simoneit, at Army (4/3/19 - W, 4-1)
Recorded 6+ Hits in a Game	6, Trey Baur, at Towson (4/5/17 - W, 24-17)
Recorded 2+ Doubles in a Game	<b>2, Nathan Waugh, vs. Dartmouth (3/31/24 - W, 17-2)</b>
Recorded 3+ Doubles in a Game	3, Max Jensen, vs. Yale (4/2/22 - G2 - W, 12-9)
Recorded 2+ Triples in a Game	2, Sam Kaplan, vs. Dartmouth (4/23/22 - G1 - W, 12-7)
Recorded 3+ Triples in a Game	3, Steve Caputi, vs. Cortland (4/30/79 - W, 15-11)
Had a Multi-Home Run Game	<b>2, Caden Wildman, at Penn (4/13/24 - G2 - W, 18-11)</b>
Had a 3-Home Run Game	3, Dale Wickham, vs. Princeton (4/30/16 - W, 4-3)
Hit a Grand Slam	<b>2, Caden Wildman, at Penn (4/13/24 - G2 - W, 18-11)</b>
Hit 2 Grand Slams in a Game	<b>Caden Wildman, at Penn (4/13/24 - G2 - W, 18-11)</b>
Recorded 5+ RBI in a Game	<b>8, Caden Wildman, at Penn (4/13/24 - G2 - W, 18-11)</b>
Recorded 6+ RBI in a Game	<b>8, Caden Wildman, at Penn (4/13/24 - G2 - W, 18-11)</b>
Recorded 7+ RBI in a Game	<b>8, Caden Wildman, at Penn (4/13/24 - G2 - W, 18-11)</b>
Recorded 8+ RBI in a Game	<b>8, Caden Wildman, at Penn (4/13/24 - G2 - W, 18-11)</b>
Drew 3+ Walks in a Game	<b>3, Max Jensen, at Georgia Tech (2/23/24 - L, 6-9)</b>
Drew 4+ Walks in a Game	4, Justin Taylor, at Baylor (2/23/19 - L, 3-10)
Drew 5+ Walks in a Game	5, Steve Caputi, at Hawai'i-Hilo (3/21/79 - W, 9-8)
Stole 2+ Bases in a Game	3, Ryan Porter, vs. Princeton (4/22/23 - G1 - L, 5-8)
Stole 3+ Bases in a Game	3, Ryan Porter, vs. Princeton (4/22/23 - G1 - L, 5-8)
Stole 4+ Bases in a Game	6, Tom D'Alessandro, at George Washington (3/9/14 - G2 - W, 8-1)
Stole 5+ Bases in a Game	6, Tom D'Alessandro, at George Washington (3/9/14 - G2 - W, 8-1)
Stole 6+ Bases in a Game	6, Tom D'Alessandro, at George Washington (3/9/14 - G2 - W, 8-1)
Hit by 2+ Pitches in a Game	<b>2, Mark Quatrani, vs. Harvard (4/6/24 - W, 6-5)</b>
Hit by 3+ Pitches in a Game	3, Mickey Brodsky, vs. Harvard (4/8/08 - G2 - L, 1-2)
Recorded Walk-Off Win	Max Jensen (hit by pitch), vs. Binghamton (4/20/22 - W, 10-9 - 10 inn.)
Recorded Walk-Off Win on Batted Ball	Matt Barnhorst (sacrifice fly), vs. Yale (4/2/22 - G1 - W, 2-1)
Recorded Walk-Off Win on Hit	Will Simoneit (3-run home run), vs. Penn (4/28/19 - W, 8-7)
Recorded Walk-Off Home Run	Will Simoneit (3-run), vs. Penn (4/28/19 - W, 8-7)
Recorded a 10-Game Hit Streak	<b>11 games, Caden Wildman (2024 - active)</b>
Recorded a 15-Game Hit Streak	<b>19 games, Nathan Waugh (2023-24)</b>
Recorded a 15-Game On-Base Streak	<b>27 games, Nathan Waugh (2023-24 - active)</b> <b>19 games, Jakobi Davis (2023-24)</b>
Recorded a 20-Game On-Base Streak	<b>27 games, Nathan Waugh (2023-24 - active)</b>
Recorded a 30-Game On-Base Streak	42 games, Nathan Ford (2008-09)
Recorded a 40-Game On-Base Streak	42 games, Nathan Ford (2008-09)
<b>A CORNELL PITCHER...</b>	
Threw a 7-Inning No-Hitter	Connor Kaufmann, vs. Dartmouth (4/1/12 - W, 2-0)
Threw a 9-Inning No-Hitter	Larry Rafalski, vs. Hartwick (4/25/68 - W, 7-0)
Threw a Perfect Game	Gary Gronowski, vs. Oneonta (5/11/76 - W, 1-0) - 7-inning game
Threw a 7-Inning Complete Game	Tim Willittes, vs. Penn (4/22/17 - G1 - L, 0-5)
Threw a 7-Inning Complete Game Shutout	Brian McAfee, vs. Princeton (4/26/15 - G1 - W, 10-0)
Threw a 9-Inning Complete Game	Luke Yacinich, at Brown (5/7/22 - G1 - W, 3-0) - 111 pitches
Threw a 9-Inning Complete Game Shutout	Luke Yacinich, at Brown (5/7/22 - G1 - W, 3-0) - 111 pitches
Pitched 3+ Scoreless Innings of Relief	<b>Chris Ellison (3.1 IP), at Penn (4/14/24 - W, 11-9) - 39 pitches</b>
Pitched 3+ Hitless Innings of Relief	Spencer Edwards (3.0 IP), at VCU (3/11/22 - L, 5-10) - 48 pitches
Pitched 4+ Scoreless Innings of Relief	<b>Huxley Holcombe (5.0 IP), vs. Harvard (4/6/24 - W, 6-5) - 64 pitches</b>
Pitched 5+ Scoreless Innings of Relief	<b>Huxley Holcombe (5.0 IP), vs. Harvard (4/6/24 - W, 6-5) - 64 pitches</b>
Struck out 10+ Batters	10, Justin Lewis, at Navy (3/4/17 - G2 - L, 7-8)
Struck out 11+ Batters	13, Tim Willittes, at Bucknell (3/19/16 - G2 - W, 5-2)
Struck out 12+ Batters	13, Tim Willittes, at Bucknell (3/19/16 - G2 - W, 5-2)
Struck out 13+ Batters	13, Tim Willittes, at Bucknell (3/19/16 - G2 - W, 5-2)
Struck out 14+ Batters	15, Chris Schutt, at Columbia (4/19/03)
Struck out 15+ Batters	15, Chris Schutt, at Columbia (4/19/03)

*Bold denotes occurred during 2024 season*

## BIG RED TRENDS

CATEGORY	2024	UNDER PEPICELLI
Overall	10-13	94-159-1
Ivy League Opponents	8-4	54-82
Non-Conference Opponents	2-9	40-77-1
vs. Power 5 Opponent	1-2	3-23
vs. Non-Power 5 Opponent	1-7	37-54-1
Home	5-1	32-45-1
Away	5-12	57-108
Neutral	0-0	5-6
Day Games (before 5 p.m.)	10-13	91-152-1
Night Games (5 p.m. or later)	0-0	3-7
February	1-2	1-19
March	5-9	35-60
April	4-2	48-70-1
May	0-0	10-10
Scoring 0-2 Runs	0-3	7-70
Scoring 3-5 Runs	1-7	24-60-1
Scoring 6-9 Runs	3-3	32-28
Scoring 10-Plus Runs	6-0	31-1
Allowing 0-2 Runs	2-0	34-8
Allowing 3-5 Runs	6-3	37-35-1
Allowing 6-9 Runs	1-6	20-64
Allowing 10-Plus Runs	1-4	3-52
Leading after Six Innings	8-2	71-12
Trailing after Six Innings	1-11	18-136
Tied after Six Innings	1-0	5-11-1
Leading after Seven Innings	8-1	64-7
Trailing after Seven Innings	2-12	13-125
Tied after Seven Innings	0-0	6-8-1
Leading after Eight Innings	10-0	69-3
Trailing after Eight Innings	0-12	5-129
Tied after Eight Innings	0-1	7-8-1
Big Red with No Home Runs	0-6	36-103
Big Red Hit a Home Run	10-7	58-56-1
Hits One Home Run	4-7	36-47-1
Hits Multiple Home Runs	6-0	22-9
Big Red Are Errorless	4-4	35-39
Big Red Has an Error	6-9	59-120-1
Commits One Error	6-6	34-46-1
Commits Multiple Errors	0-3	25-74
Out-hit Opponent	8-4	74-21
Out-hit by Opponent	2-8	15-129-1
Hits are Equal	0-1	5-9
Big Red Scores First	7-5	59-52-1
Opponent Scores First	3-8	35-107
Extra-Inning Games	0-1	6-10-1
One-Run Games	2-3	24-34
Two-Run Games	2-1	18-22
Five-Plus-Run Games	6-4	27-72
Shutouts	0-1	6-19

INDIVIDUAL AND TEAM GAME HIGHS

INDIVIDUAL GAME HIGHS

BATTING			TEAM GAME HIGHS		
At-Bats	6, (4x), Last: John Quinlan, at Penn (4/14/24)		At-Bats	44, at Princeton (3/24/24)	
Runs Scored	4, (2x), Last: John Quinlan, at Penn (4/13/24 - G2)		Runs Scored	18, at Penn (4/13/24 - G2)	
Hits	4, (3x), Last: John Quinlan, at Penn (4/13/24 - G2)		Hits	16, vs. Dartmouth (3/30/24 - G2)	
Runs Batted In	8, Caden Wildman, at Penn (4/13/24 - G2)		Runs Batted In	17, (2x), Last: at Penn (4/13/24 - G2)	
Doubles	2, (3x), Last: Nathan Waugh, vs. Dartmouth (3/31/24)		Doubles	4, at Princeton (3/24/24)	
Triples	1, (5x), Last: John Quinlan, at Penn (4/13/24 - G2)		Triples	1, (5x), Last: at Penn (4/13/24 - G2)	
Home Runs	2, (2x), Last: Caden Wildman, at Penn (4/13/24 - G2)		Home Runs	7, vs. Dartmouth (3/30/24 - G2)	
Walks Drawn	3, Max Jensen, at Georgia Tech (2/23/24)		Walks Drawn	10, at Georgia Tech (2/25/24)	
Strikeouts	4, Luke Johnson, at Georgetown (3/10/24 - G2)		Strikeouts	15, at Penn (4/13/24 - G2)	
Sacrifice Bunts	1, (11x), Last: Braden Mack, at Penn (4/13/24 - G1)		Sacrifice Bunts	2, at Richmond (3/16/24)	
Sacrifice Flies	1, (5x), Last: Nathan Waugh & TJ Swidorski, at Penn (4/13/24 - G2)		Sacrifice Flies	2, at Penn (4/13/24 - G2)	
Stolen Bases	1, (22x), Last: John Quinlan & Matt Barnhorst, at Penn (4/14/24)		Stolen Bases	4, vs. Dartmouth (3/30/24 - G1)	
Hit by Pitches	2, (3x), Last: Mark Quatrani, vs. Harvard (4/6/24)		Hit by Pitches	4, at Richmond (3/17/24)	
Caught Stealing	1, (10x), Last: Jakobi Davis, at Penn (4/14/24)		Caught Stealing	2, at Georgetown (3/10/24 - G1)	
PITCHING			Hit into Double Plays	4, at Georgetown (3/10/24 - G2)	
Innings Pitched	7.0, Ethan Hamill, vs. Dartmouth (3/31/24)		Runners Left on Base	12, (2x), Last: at Richmond (3/17/24)	
Hits Allowed	8, (3x), Last: Ethan Hamill, vs. Harvard (4/7/24 - G2)		PITCHING		
Runs Allowed	9, Carson Mayfield, at Georgetown (3/10/24 - G1)		Innings Pitched	9.2, at Princeton (3/22/24 - G1)	
Earned Runs	9, Carson Mayfield, at Georgetown (3/10/24 - G1)		Hits Allowed	20, at Georgetown (3/10/24 - G1)	
Walks Issued	5, (3x), Last: William Jaun, at James Madison (3/3/24)		Runs Allowed	24, at Georgetown (3/10/24 - G1)	
Strikeouts	9, Noah Keller, at Princeton (3/22/24 - G2)		Earned Runs	21, at Georgetown (3/10/24 - G1)	
Doubles Allowed	3, Huxley Holcombe, at Georgia Tech (2/24/24)		Walks Issued	16, at Georgetown (3/10/24 - G1)	
Triples Allowed	1, (6x), Last: Carson Mayfield, at Richmond (3/16/24)		Strikeouts	13, at Princeton (3/22/24 - G2)	
Home Runs Allowed	3, Huxley Holcombe, at Georgia Tech (2/24/24)		Doubles Allowed	6, at Georgia Tech (2/24/24)	
Wild Pitches	2, (2x), Last: William Jaun, at Richmond (3/15/24)		Triples Allowed	2, at Georgetown (3/10/24 - G1)	
Hit Batsmen	2, (3x), Last: Carson Mayfield, vs. Harvard (4/6/24)		Home Runs Allowed	4, at Georgia Tech (2/24/24)	
FIELDING			Wild Pitches	3, (2x), Last: at Richmond (3/17/24)	
Putouts	12, (3x), Last: Max Jensen, at Penn (4/13/24 - G2)		Hit Batsmen	3, (2x), Last: at Georgetown (3/10/24 - G2)	
Assists	7, Max Jensen, vs. Dartmouth (3/31/24)		FIELDING		
Errors	2, Nathan Waugh, at Georgia Tech (2/23/24)		Putouts	29, at Princeton (3/22/24 - G1)	
Passed Balls	2, Nathan Waugh, at Richmond (3/15/24)		Assists	16, at Richmond (3/16/24)	
			Errors	3, (2x), Last: vs. Harvard (4/7/24 - G1)	
			Passed Balls	2, at Richmond (3/15/24)	
			Double Plays Turned	3, at Georgia Tech (2/25/24)	

2024 CORNELL BASEBALL JERSEY TRACKER



**WHITE**  
Home: 0-0  
Road: 0-0  
Neutral: 0-0



**GRAY**  
Home: 0-0  
Road: 1-6  
Neutral: 0-0



**RED**  
Home: 3-0  
Road: 1-2  
Neutral: 0-0



**BLACK**  
Home: 2-1  
Road: 3-4  
Neutral: 0-0

Date	Opponent	Result	Date	Opponent	Result	Date	Opponent	Result	Date	Opponent	Result
2/23	at Georgia Tech	L, 6-9	2/24	at Georgia Tech	L, 2-12	2/25	at Georgia Tech	W, 11-4	3/3	at James Madison	L, 5-7
3/1	at James Madison	L, 1-5	3/2	at James Madison	L, 5-8	3/3	at James Madison	L, 5-7	3/10 (1)	at Georgetown	L, 6-24
3/15	at Richmond	L, 4-8	3/16	at Richmond	W, 9-3	3/10 (2)	at Georgetown	L, 0-20	3/17	at Richmond	L, 4-8
3/22 (1)	at Princeton	L, 3-4 (10 inn.)	3/30 (1)	vs. Dartmouth	W, 7-5	3/24	at Princeton	W, 15-2	3/31	vs. Dartmouth	W, 11-4
3/22 (2)	at Princeton	L, 3-4	3/30 (2)	vs. Dartmouth	W, 17-2	4/7 (1)	vs. Harvard	L, 6-14	4/7 (2)	vs. Harvard	W, 6-5
4/13 (1)	at Penn	L, 5-6	4/6	vs. Harvard	W, 5-4	4/14	at Penn	W, 11-9			
4/13 (2)	at Penn	W, 18-11									

2024 GAME-BY-GAME BATTING STATISTICS

DATE	OPPONENT	AB	R	H	RBI	2B	3B	HR	TB	BB	IBB	SB	CS	HBP	SAC	SF	GDP	SO	PO	A	E	LOB	AVG	OBP	SLG	OPS
2/23	at Georgia Tech	33	6	8	4	2	0	0	10	10	0	1	1	0	1	0	0	11	24	8	3	11	.242	.419	.303	.722
2/24	at Georgia Tech	34	2	9	2	1	0	1	13	2	0	0	0	2	0	0	1	14	24	7	1	8	.254	.383	.343	.726
2/25	at Georgia Tech	38	11	11	7	3	0	1	17	2	1	0	1	2	1	1	0	14	27	14	1	6	.267	.371	.381	.752
3/1	at James Madison	32	1	6	1	1	0	0	7	2	0	0	0	1	0	0	0	6	24	13	1	7	.248	.346	.343	.689
3/2	at James Madison	35	5	8	5	2	1	0	12	1	0	1	0	1	0	0	0	12	24	8	0	5	.244	.332	.343	.675
3/3	at James Madison	31	5	6	5	2	1	1	13	4	0	1	0	1	0	0	1	9	24	7	1	4	.236	.328	.355	.682
3/10	at Georgetown	34	6	8	5	2	0	0	10	6	0	0	2	2	0	0	2	6	24	5	2	9	.236	.336	.346	.682
3/10	at Georgetown	28	0	4	0	0	0	0	4	2	0	1	0	0	0	0	4	8	24	10	1	3	.226	.322	.325	.647
3/15	at Richmond	37	4	10	4	2	0	1	15	5	0	0	1	1	0	0	0	9	24	5	1	12	.232	.329	.334	.663
3/16	at Richmond	38	9	15	9	2	0	4	29	3	0	2	0	2	2	0	1	9	27	16	2	9	.250	.344	.382	.726
3/17	at Richmond	37	4	10	4	0	1	1	15	2	0	1	0	4	0	0	1	7	24	7	1	12	.252	.346	.385	.731
3/22	at Princeton	35	3	9	2	1	0	1	13	3	0	1	1	1	1	0	1	5	29	8	0	7	.252	.345	.383	.729
3/22	at Princeton	35	3	9	3	0	0	1	12	4	0	0	0	0	1	0	0	7	24	4	0	9	.253	.344	.380	.725
3/24	at Princeton	44	15	15	14	4	0	2	25	4	0	0	1	2	0	0	0	7	27	12	0	8	.261	.351	.397	.748
3/30	DARTMOUTH	32	7	7	6	1	0	1	11	2	0	4	0	3	1	0	0	5	27	10	1	7	.258	.349	.394	.743
3/30	DARTMOUTH	40	17	16	17	1	0	7	38	3	0	1	0	3	0	0	1	11	27	9	1	5	.268	.359	.433	.792
3/31	DARTMOUTH	36	11	13	10	3	1	1	21	4	0	2	1	1	0	0	1	7	27	14	0	6	.274	.364	.442	.806
4/6	HARVARD	30	5	6	5	1	0	2	13	3	0	1	0	2	1	1	0	5	27	10	0	8	.270	.361	.442	.803
4/7	HARVARD	38	6	15	6	1	0	1	19	2	0	0	1	0	1	1	1	8	27	13	3	9	.277	.364	.445	.809
4/7	HARVARD	32	6	8	6	1	0	2	15	1	0	0	0	2	1	0	0	14	27	12	1	6	.276	.361	.446	.808
4/13	at Penn	35	5	10	5	1	0	0	11	4	0	1	0	2	1	0	1	11	24	10	0	10	.277	.363	.440	.803
4/13	at Penn	41	18	14	17	0	1	2	22	8	0	3	0	2	0	2	0	15	27	13	0	8	.280	.368	.445	.813
4/14	at Penn	40	11	14	10	1	0	1	18	4	0	2	1	2	0	0	0	8	27	12	1	8	.283	.371	.445	.817

2024 GAME-BY-GAME PITCHING STATISTICS

DATE	OPPONENT	IP	H	R	ER	BB	SO	2B	3B	HR	WP	BK	HBP	DP	IBB	SCORE	W	L	SV	ERA	WHIP	BB/9	SO/9
2/23	at Georgia Tech	8.0	11	9	5	10	8	3	1	2	2	0	0	0	0	6-9	0	1	0	5.63	2.63	11.25	9.00
2/24	at Georgia Tech	8.0	12	12	12	9	8	6	0	4	2	0	3	1	0	2-12	0	2	0	9.56	2.63	10.69	9.00
2/25	at Georgia Tech	9.0	7	4	4	5	3	1	0	2	1	0	1	3	0	11-4	1	2	1	7.56	2.16	8.64	6.84
3/1	at James Madison	8.0	8	5	5	2	4	1	0	2	0	0	0	1	0	1-5	1	3	1	7.09	1.94	7.09	6.27
3/2	at James Madison	8.0	10	8	8	7	3	2	1	0	1	0	2	0	0	5-8	1	4	1	7.46	1.98	7.24	5.71
3/3	at James Madison	8.0	7	7	7	6	4	0	0	2	1	0	1	0	0	5-7	1	5	1	7.53	1.92	7.16	5.51
3/10	at Georgetown	8.0	20	24	21	16	6	4	2	1	1	0	1	0	0	6-24	1	6	1	9.79	2.28	8.68	5.68
3/10	at Georgetown	8.0	18	20	18	10	10	2	1	2	3	0	3	0	0	0-20	1	7	1	11.08	2.43	9.00	6.37
3/15	at Richmond	8.0	9	8	7	6	10	0	0	1	2	0	0	0	0	4-8	1	8	1	10.73	2.37	8.75	6.90
3/16	at Richmond	9.0	9	3	3	1	6	2	1	2	0	0	2	2	0	9-3	2	8	1	9.88	2.23	7.90	6.80
3/17	at Richmond	8.0	9	8	6	6	4	4	0	1	3	1	2	1	0	4-8	2	9	1	9.60	2.20	7.80	6.60
3/22	at Princeton	9.2	4	4	4	3	10	0	0	1	0	0	2	0	0	3-4	2	10	1	9.03	2.06	7.31	6.86
3/22	at Princeton	8.0	6	4	4	4	13	2	0	1	1	1	0	0	0	3-4	2	11	1	8.69	2.00	7.11	7.44
3/24	at Princeton	9.0	5	2	2	4	6	2	0	1	0	0	1	1	0	15-2	3	11	1	8.18	1.92	6.87	7.33
3/30	DARTMOUTH	9.0	10	5	5	7	6	1	0	0	2	0	0	2	0	7-5	4	11	2	7.95	1.92	6.88	7.23
3/30	DARTMOUTH	9.0	11	2	2	6	5	2	0	0	1	1	0	1	0	17-2	5	11	2	7.55	1.92	6.82	7.08
3/31	DARTMOUTH	9.0	6	4	4	5	6	1	0	0	1	0	1	1	0	11-4	6	11	2	7.33	1.87	6.70	7.02
4/6	HARVARD	9.0	5	4	4	2	6	2	0	0	0	0	2	2	0	5-4	7	11	2	7.13	1.81	6.43	6.96
4/7	HARVARD	9.0	15	14	11	4	8	4	0	0	1	1	2	0	0	6-14	7	12	2	7.35	1.82	6.29	7.01
4/7	HARVARD	9.0	10	5	4	3	7	1	0	0	1	0	1	1	0	6-5	8	12	2	7.17	1.80	6.12	7.01
4/13	at Penn	8.0	11	6	6	5	3	2	0	1	0	0	0	1	0	5-6	8	13	2	7.15	1.81	6.10	6.85
4/13	at Penn	9.0	11	11	11	9	3	4	0	1	1	0	2	0	0	18-11	9	13	2	7.34	1.83	6.23	6.67
4/14	at Penn	9.0	8	9	9	7	4	2	0	0	1	0	2	1	0	11-9	10	13	2	7.41	1.83	6.27	6.54



2024 CORNELL OVERALL STATISTICS

Overall	10-13	Home	5-1	Away	5-12	Neutral	0-0	Ivy League	8-4
---------	-------	------	-----	------	------	---------	-----	------------	-----

BATTING STATISTICS

#	PLAYER	AVG	GP	GS	AB	R	H	2B	3B	HR	RBI	TB	SLG%	BB	HBP	SO	GDP	OB%	SF	SH	SB	ATT
1	John Quinlan	.359	18	18	78	21	28	2	1	3	10	41	.526	6	3	11	1	.425	0	1	5	5
4	Caden Wildman	.344	23	23	93	20	32	4	0	4	19	48	.516	8	5	22	2	.425	0	1	4	5
7	Max Jensen	.333	22	22	84	19	28	4	2	3	15	45	.536	13	5	7	2	.451	0	1	2	2
40	Nathan Waugh	.289	23	23	90	24	26	5	0	4	23	43	.478	14	2	32	2	.389	2	0	0	0
22	Jakobi Davis	.268	21	21	71	16	19	3	1	2	9	30	.423	9	2	33	0	.366	0	2	3	5
2	Matt Barnhorst	.225	21	21	80	12	18	1	0	5	16	34	.425	6	0	25	1	.279	0	3	3	6
6	Kyle Musser	.429	3	1	7	3	3	0	0	0	0	3	.429	1	0	0	1	.500	0	0	0	0
19	Mark Quatrani	.340	15	14	53	10	18	2	1	6	24	40	.755	4	5	11	3	.435	0	0	1	1
23	Braden Mack	.309	17	14	55	11	17	3	0	1	15	23	.418	0	4	10	2	.350	1	1	0	2
15	Owen Carlson	.292	13	4	24	3	7	1	0	0	0	8	.333	3	0	6	0	.370	0	0	1	1
18	TJ Swidorski	.214	12	12	42	5	9	2	0	0	4	11	.262	4	3	15	0	.314	2	1	2	3
8	Luke Johnson	.204	17	11	49	8	10	2	0	0	2	12	.245	4	4	14	0	.316	0	0	1	1
12	Ryan Porter	.192	13	7	26	4	5	1	0	0	3	6	.231	4	0	8	1	.300	0	0	0	1
20	Kevin Hager	.190	13	11	42	4	8	1	0	2	6	15	.357	3	2	9	0	.277	0	1	0	0
30	William Jaun	.158	10	9	19	0	3	1	0	0	1	4	.211	2	0	4	0	.238	0	0	0	0
25	Beck Urofsky	.000	2	0	1	0	0	0	0	0	0	0	.000	0	0	1	0	.000	0	0	0	0
37	Huxley Holcombe	.000	11	2	1	0	0	0	0	0	0	0	.000	0	1	0	0	.500	0	0	0	0
TOTALS		.283	23		815	160	231	32	5	30	147	363	.445	81	36	208	15	.371	5	11	22	32
OPPONENTS		.288	23		774	178	223	48	6	24	168	355	.459	137	28	143	14	.409	10	8	36	42

PITCHING STATISTICS

#	PLAYER	ERA	W	L	APP	GS	CG	SHO	SV	IP	H	R	ER	BB	SO	2B	3B	HR	AB	AVG	WP	HBP	BK	SFA	SHA
13	Ethan Hamill	5.17	2	1	8	5	0	0/0	1	38.1	39	27	22	17	21	6	1	6	148	.264	3	5	1	1	1
16	Noah Keller	5.26	0	3	8	4	0	0/0	0	25.2	36	25	15	21	24	9	0	0	109	.330	0	0	1	1	0
37	Huxley Holcombe	7.09	2	2	8	2	0	0/0	0	26.2	30	21	21	15	12	6	1	5	103	.291	3	3	0	2	3
32	Carson Mayfield	8.01	2	2	7	7	0	0/0	0	30.1	34	27	27	12	23	5	2	4	121	.281	3	4	0	0	0
3	Chris Ellison	1.86	2	0	8	0	0	0/0	0	9.2	5	3	2	6	9	1	0	0	32	.156	1	1	0	1	1
21	John Gerfen	4.50	0	0	2	0	0	0/0	0	2.0	3	1	1	0	2	1	0	0	10	.300	0	0	1	0	0
12	Ryan Porter	7.45	0	1	7	0	0	0/0	1	9.2	13	8	8	7	6	3	0	0	37	.351	2	0	1	1	0
33	Von Baker	7.64	1	0	8	1	0	0/0	0	17.2	15	15	15	14	12	5	0	3	65	.231	3	3	0	2	0
36	Nathaniel Jennewein	9.00	0	1	7	0	0	0/0	0	10.0	8	10	10	10	10	2	1	1	37	.216	2	3	0	0	0
28	Max Foster	9.64	0	0	6	0	0	0/0	0	4.2	9	5	5	9	6	3	1	2	22	.409	1	0	0	0	0
30	William Jaun	12.67	1	3	5	4	0	0/0	0	16.1	18	23	23	19	11	2	0	2	61	.295	3	3	0	1	3
25	Beck Urofsky	13.50	0	0	1	0	0	0/0	0	0.2	2	1	1	1	1	2	0	0	4	.500	1	1	0	0	0
9	Story Kimura	14.40	0	0	5	0	0	0/0	0	5.0	10	8	8	3	6	2	0	1	24	.417	3	2	0	1	0
17	William Stephens	∞	0	0	2	0	0	0/0	0	0.0	1	4	4	3	0	1	0	0	1	1.000	0	3	0	0	0
TOTALS		7.41	10	13		23	0	0	2	196.2	223	178	162	137	143	48	6	24	774	.288	25	28	4	10	8
OPPONENTS		5.82	13	10		23	0	1	6	203.0	231	160	132	81	208	32	5	30	815	.283	22	36	1	5	11

2024 CORNELL IVY LEAGUE STATISTICS

Overall10-13

Home5-1

Away5-12

Neutral0-0

Ivy League8-4

BATTING STATISTICS

#	PLAYER	AVG	GP	GS	AB	R	H	2B	3B	HR	RBI	TB	SLG%	BB	HBP	SO	GDP	OB%	SF	SH	SB	ATT
6	Kyle Musser	.429	3	1	7	3	3	0	0	0	0	3	.429	1	0	0	1	.500	0	0	0	0
1	John Quinlan	.418	12	12	55	19	23	1	1	2	8	32	.582	5	2	7	0	.484	0	1	4	4
4	Caden Wildman	.385	12	12	52	13	20	2	0	3	17	31	.596	3	3	12	1	.448	0	0	2	2
7	Max Jensen	.385	12	12	52	11	20	2	1	2	12	30	.577	6	2	4	0	.467	0	0	1	1
19	Mark Quatrani	.385	10	10	39	9	15	2	0	5	21	32	.821	3	5	6	1	.489	0	0	1	1
22	Jakobi Davis	.317	12	12	41	11	13	2	0	2	6	21	.512	6	0	16	0	.404	0	1	3	4
23	Braden Mack	.303	9	9	33	7	10	2	0	1	13	15	.455	0	1	9	2	.314	1	1	0	1
20	Kevin Hager	.273	6	6	22	4	6	0	0	2	4	12	.545	2	1	6	0	.360	0	1	0	0
8	Luke Johnson	.250	9	4	16	5	4	0	0	0	0	4	.250	4	2	5	0	.455	0	0	0	0
40	Nathan Waugh	.234	12	12	47	15	11	4	0	1	12	18	.383	8	2	16	0	.356	2	0	0	0
18	TJ Swidorski	.174	6	6	23	4	4	0	0	0	1	4	.174	2	1	7	0	.259	1	0	2	3
15	Owen Carlson	.167	6	0	6	0	1	0	0	0	0	1	.167	0	0	1	0	.167	0	0	0	0
2	Matt Barnhorst	.133	12	12	45	6	6	0	0	3	7	15	.333	2	0	14	0	.170	0	3	2	4
37	Huxley Holcombe	.000	5	1	0	0	0	0	0	0	0	0	.000	0	1	0	0	1.000	0	0	0	0
TOTALS		.311	12		438	107	136	15	2	21	101	218	.498	42	20	103	5	.393	4	7	15	20
OPPONENTS		.257	12		397	70	102	23	0	5	66	140	.353	59	13	77	7	.366	6	3	13	16

PITCHING STATISTICS

#	PLAYER	ERA	W	L	APP	GS	CG	SHO	SV	IP	H	R	ER	BB	SO	2B	3B	HR	AB	AVG	WP	HBP	BK	SFA	SHA
3	Chris Ellison	0.00	2	0	5	0	0	0/0	0	7.1	2	0	0	4	5	1	0	0	22	.091	1	1	0	1	0
33	Von Baker	3.72	1	0	4	0	0	0/0	0	9.2	6	4	4	5	7	1	0	2	34	.176	2	1	0	1	0
13	Ethan Hamill	3.96	2	0	4	4	0	0/0	0	25.0	22	12	11	10	14	4	0	1	91	.242	0	2	0	1	1
37	Huxley Holcombe	4.20	2	1	4	1	0	0/0	0	15.0	9	7	7	7	8	2	0	1	50	.180	1	2	0	1	2
21	John Gerfen	4.50	0	0	2	0	0	0/0	0	2.0	3	1	1	0	2	1	0	0	10	.300	0	0	1	0	0
16	Noah Keller	4.67	0	2	4	4	0	0/0	0	17.1	25	12	9	9	15	6	0	0	73	.342	0	0	1	1	0
32	Carson Mayfield	6.32	1	0	3	3	0	0/0	0	15.2	15	11	11	4	15	3	0	1	59	.254	1	3	0	0	0
36	Nathaniel Jennewein	6.35	0	0	4	0	0	0/0	0	5.2	3	4	4	6	6	0	0	0	19	.158	1	1	0	0	0
12	Ryan Porter	9.39	0	1	5	0	0	0/0	1	7.2	11	8	8	7	5	3	0	0	29	.379	2	0	1	1	0
30	William Jaun	27.00	0	0	1	0	0	0/0	0	1.0	2	3	3	3	0	0	0	0	5	.400	0	1	0	0	0
9	Story Kimura	108.00	0	0	1	0	0	0/0	0	0.1	3	4	4	2	0	1	0	0	4	.750	1	1	0	0	0
17	William Stephens	∞	0	0	1	0	0	0/0	0	0.0	1	4	4	2	0	1	0	0	1	1.000	0	1	0	0	0
TOTALS		5.57	8	4	12	0	0	1	106.2	102	70	66	59	77	23	0	5	397	.257	9	13	3	6	3	
OPPONENTS		7.96	4	8	12	0	0	2	104.0	136	107	92	42	103	15	2	21	438	.311	16	20	1	4	7	

GAME-BY-GAME INFORMATION

DATE	OPPONENT	TIME/ FINAL	CORNELL				OPPONENT				REC	IVY	POS	GB	WIN	LOSS	SAVE	TIME	ATT
			R	H	E	LOB	R	H	E	LOB									
2/23	at Georgia Tech	L, 6-9	6	8	3	11	9	11	1	12	0-1	—	—	—	Stanford (1-0)	Keller (0-1)	—	3:02	1,063
2/24	at Georgia Tech	L, 2-12	2	9	1	8	12	12	0	11	0-2	—	—	—	Finateri (2-0)	Holcombe (0-1)	—	2:45	1,320
2/25	at Georgia Tech	W, 11-4	11	11	1	6	4	7	2	7	1-2	—	—	—	Jaun (1-0)	Patel (0-1)	Hamill (1)	2:36	1,182
3/1	at James Madison	L, 1-5	1	6	1	7	5	8	0	4	1-3	—	—	—	Mozoki (1-1)	Mayfield (0-1)	—	1:57	321
3/2	at James Madison	L, 5-8	5	8	0	5	8	10	1	10	1-4	—	—	—	Kleinfelter (1-0)	Jennewein (0-1)	Logar (2)	2:30	521
3/3	at James Madison	L, 5-7	5	6	1	4	7	7	0	7	1-5	—	—	—	Kinsler (3-0)	Jaun (1-1)	Vogatsky (2)	2:18	540
3/9	at Georgetown	GAME CANCELED (NO MAKEUP SCHEDULED)										1-5	—	—	—				
3/10	at Georgetown	L, 6-24	6	8	2	9	24	20	3	13	1-6	—	—	—	Williams (2-0)	Mayfield (0-2)	—	3:20	297
3/10	at Georgetown	L, 0-20	0	4	1	3	20	18	1	11	1-7	—	—	—	Mastroianni (2-0)	Jaun (1-2)	Leckzas (2)	2:41	301
3/15	at Richmond	L, 4-8	4	10	1	12	8	9	1	8	1-8	—	—	—	Roche (2-3)	Jaun (1-3)	Hentschel (2)	2:40	215
3/16	at Richmond	W, 9-3	9	16	2	9	3	9	0	8	2-8	—	—	—	Mayfield (1-2)	Reinke (0-3)	—	2:28	333
3/17	at Richmond	L, 4-8	4	10	1	12	8	9	1	9	2-9	—	—	—	Corso (1-0)	Hamill (0-1)	—	2:39	374
3/19	BINGHAMTON	GAME CANCELED (NO MAKEUP SCHEDULED)										2-9	—	—	—				
3/23	at Princeton	L, 3-4 (10)	3	9	0	5	4	4	1	2	2-10	0-1	T-5th	1.0	Faulkner (2-1)	Holcombe (0-2)	—	2:12	43
3/23	at Princeton	L, 3-4	3	9	0	9	4	6	1	7	2-11	0-2	T-7th	2.0	D'Alessio (1-0)	Porter (0-1)	—	2:14	43
3/24	at Princeton	W, 15-2	15	15	0	8	2	5	4	7	3-11	1-2	T-5th	2.0	Hamill (1-1)	Shapiro (0-1)	—	2:39	122
3/30	DARTMOUTH	W, 7-5	7	7	1	7	5	10	3	9	4-11	2-2	T-4th	1.0	Mayfield (2-2)	Dumsky (1-2)	Porter (1)	2:34	300
3/30	DARTMOUTH	W, 17-2	17	16	1	5	2	11	1	12	5-11	3-2	T-2nd	1.0	Baker (1-1)	Milberg (0-2)	—	2:49	170
3/31	DARTMOUTH	W, 11-4	11	13	0	6	4	6	1	6	6-11	4-2	2nd	1.0	Hamill (2-1)	Albert (1-1)	—	2:23	182
4/6	HARVARD	W, 5-4	5	6	0	8	4	5	2	3	7-11	5-2	2nd	1.0	Holcombe (1-2)	Burns (0-3)	—	2:08	217
4/7	HARVARD	L, 6-14	6	15	3	9	14	15	1	5	7-12	5-3	2nd	2.0	Matson (1-2)	Keller (0-2)	Cleary (1)	2:57	192
4/7	HARVARD	W, 6-5	6	8	1	6	5	10	1	6	8-12	6-3	2nd	2.0	Ellison (1-0)	Narottam (0-3)	—	2:27	236
4/13	at Penn	L, 5-6	5	10	0	10	6	11	0	8	8-13	6-4	T-2nd	2.0	Zaffiro (4-3)	Keller (0-3)	Ozmer (4)	2:48	267
4/13	at Penn	W, 18-11	18	14	0	8	11	11	1	10	9-13	7-4	2nd	2.0	Holcombe (2-2)	Dromboski (0-5)	—	3:10	258
4/14	at Penn	W, 11-9	11	14	1	8	9	8	3	8	10-13	8-4	2nd	1.0	Ellison (2-0)	Trop (2-2)	—	3:10	379
4/16	at Binghamton	6:30 p.m.																	
4/20	YALE	11:30 a.m.																	
4/20	YALE	2:30 p.m.																	
4/21	YALE	12:00 p.m.																	
4/27	COLUMBIA	11:30 a.m.																	
4/27	COLUMBIA	2:30 p.m.																	
4/28	COLUMBIA	12:00 p.m.																	
4/30	at Binghamton	6:30 p.m.																	
5/4	at Brown	11:30 a.m.																	
5/4	at Brown	2:30 p.m.																	
5/5	at Brown	12:00 p.m.																	



# 2024 CORNELL BASEBALL TV / PHOTO ROSTER



**1 JOHN QUINLAN**  
OF | S/R | Jr. | 5'9" | 180  
Menlo Park, Calif.



**2 MATT BARNHORST**  
INF/OF | R/R | Sr. | 6'0" | 195  
Ponte Vedra Beach, Fla.



**3 CHRIS ELLISON**  
RHP | R/R | Jr. | 6'0" | 190  
Howell, N.J.



**4 CADAN WILDMAN**  
OF | R/R | So. | 6'3" | 215  
Woodbury, Minn.



**5 WILL LONG**  
RHP | R/R | Jr. | 6'0" | 170  
Great Falls, Va.



**6 KYLE MUSSER**  
OF | R/R | Jr. | 5'10" | 182  
Lititz, Pa.



**7 MAX JENSEN**  
INF | L/R | Jr. | 6'3" | 210  
Burke, Va.



**8 LUKE JOHNSON**  
INF | R/R | Fr. | 6'1" | 180  
Coto de Caza, Calif.



**9 STORY KIMURA**  
RHP | R/R | Sr. | 6'0" | 175  
Dallas, Texas



**11 MATTHEW WALTERS**  
OF | R/R | So. | 5'11" | 195  
Granbury, Texas



**12 RYAN PORTER**  
OF/RHP | R/R | Jr. | 6'0" | 185  
Houston, Texas




**13 ETHAN HAMILL**  
RHP | R/R | So. | 6'3" | 200  
Chester, Va.



**15 OWEN CARLSON**  
INF | L/R | Fr. | 5'11" | 180  
Los Angeles, Calif.



**16 NOAH KELLER**  
LHP | L/L | So. | 6'1" | 210  
Goodrich, Mich.



**17 WILLIAM STEPHENS**  
RHP | R/R | Sr. | 6'2" | 205  
Stone Mountain, Ga.



**18 TJ SWIDORSKI**  
INF | R/R | So. | 6'0" | 175  
Woodbury, Minn.



**19 MARK QUATRANI**  
C | R/R | Fr. | 5'11" | 200  
Springfield, Pa.



**20 KEVIN HAGER**  
INF | R/R | Fr. | 6'0" | 190  
Berkeley Heights, N.J.



**21 JOHN GERFEN**  
LHP | R/L | So. | 6'0" | 195  
Brewster, N.Y.



**22 JAKOBI DAVIS**  
OF | L/R | Jr. | 6'4" | 210  
Sarasota, Fla.



**23 BRADEN MACK**  
C | R/R | Sr. | 6'2" | 210  
Woodbridge, Va.



**25 BECK UROFSKY**  
INF/RHP | R/R | So. | 6'4" | 225  
Silver Spring, Md.



**26 TOM CLANCY**  
RHP | R/R | Jr. | 6'1" | 190  
Westfield, N.J.



**28 MAX FOSTER**  
RHP | R/R | Fr. | 6'3" | 210  
Bethel, Conn.




**30 WILLIAM JAUN**  
LHP/IB | L/R | Jr. | 6'3" | 225  
Loveland, Ohio



**31 GRAHAM BIBEN**  
RHP | R/R | Fr. | 6'0" | 170  
New York, N.Y.



**32 CARSON MAYFIELD**  
RHP | R/R | So. | 6'5" | 200  
Annandale, Va.



**33 VON BAKER**  
RHP | R/R | Sr. | 6'7" | 235  
St. Johnsville, N.Y.



**34 ETHAN VAN SICE**  
RHP | R/R | Fr. | 5'9" | 170  
Arlington, Va.



**36 NATHANIEL JENNEW EIN**  
LHP | R/L | Fr. | 5'11" | 180  
Tampa, Fla.



**37 HUXLEY HOLCOMBE**  
LHP/OF | L/L | Fr. | 6'6" | 180  
Worcester, Mass.




**38 ASHER GARDY**  
RHP | R/R | So. | 6'2" | 185  
Springfield, Va.



**40 NATHAN WAUGH**  
C | R/R | Sr. | 6'5" | 230  
Placentia, Calif.



**41 JACKSON MARKO**  
C | R/R | Fr. | 5'10" | 175  
Syracuse, N.Y.



**42 JOSH SHEA**  
RHP | R/R | So. | 5'11" | 175  
Cortlandt Manor, N.Y.



**24 DAN PEPICELLI**  
Head Coach  
9th Season




**14 TOM FORD**  
Associate Head Coach  
34th Season



**27 JOHN TOPPA**  
Assistant Coach  
2nd Season



**44 JUSTIN DEVOID**  
Volunteer Assistant Coach  
2nd Season



**GRACE DESTEFANO**  
Athletic Trainer  
2nd Season