

CORNELL BIG RED

2024 BASEBALL GAME NOTES

6 IVY LEAGUE REGULAR-SEASON CHAMPIONSHIPS | 7 ALL-AMERICANS | 57 FIRST TEAM ALL-IVY SELECTIONS

2024 SCHEDULE

FEBRUARY (1-2)

| | | | |
|----|-----------------|-------|---------|
| 23 | at Georgia Tech | ACCNX | L, 6-9 |
| 24 | at Georgia Tech | ACCNX | L, 2-12 |
| 25 | at Georgia Tech | ACCNX | W, 11-4 |

MARCH (5-9, 4-2 IVY)

| | | | |
|----|--------------------|-------------|------------------|
| 1 | at James Madison | | L, 1-5 |
| 2 | at James Madison | | L, 5-8 |
| 3 | at James Madison | | L, 5-7 |
| 9 | at Georgetown (DH) | | Canceled |
| 10 | at Georgetown (DH) | MuscoVision | L, 6-24 |
| 10 | at Georgetown (DH) | MuscoVision | L, 0-20 |
| 15 | at Richmond | ESPN+ | L, 4-8 |
| 16 | at Richmond | ESPN+ | W, 9-3 |
| 17 | at Richmond | ESPN+ | L, 4-8 |
| 19 | BINGHAMTON | ESPN+ | Canceled |
| 22 | at Princeton* (DH) | ESPN+ | L, 3-4 (10 inn.) |
| 22 | at Princeton* (DH) | ESPN+ | L, 3-4 |
| 23 | at Princeton* | ESPN+ | W, 15-2 |
| 30 | DARTMOUTH* (DH) | ESPN+ | W, 7-5 |
| 30 | DARTMOUTH* (DH) | ESPN+ | W, 17-2 |
| 31 | DARTMOUTH* | ESPN+ | W, 11-4 |

APRIL (2-1, 2-1 IVY)

| | | | |
|----|----------------|-------|------------|
| 6 | HARVARD* | ESPN+ | W, 5-4 |
| 7 | HARVARD* (DH) | ESPN+ | L, 6-14 |
| 7 | HARVARD* (DH) | ESPN+ | W, 6-5 |
| 13 | at Penn* (DH) | ESPN+ | 11:30 a.m. |
| 13 | at Penn* (DH) | ESPN+ | 2:30 p.m. |
| 14 | at Penn* | ESPN+ | 12 p.m. |
| 16 | at Binghamton | ESPN+ | 6:30 p.m. |
| 20 | YALE* (DH) | ESPN+ | 11:30 a.m. |
| 20 | YALE* (DH) | ESPN+ | 2:30 p.m. |
| 21 | YALE* | ESPN+ | 12 p.m. |
| 27 | COLUMBIA* (DH) | ESPN+ | 11:30 a.m. |
| 27 | COLUMBIA* (DH) | ESPN+ | 2:30 p.m. |
| 28 | COLUMBIA* | ESPN+ | 12 p.m. |
| 30 | at Binghamton | | 6:30 p.m. |

MAY

| | | | |
|---|----------------|-------|------------|
| 4 | at Brown* (DH) | ESPN+ | 11:30 a.m. |
| 4 | at Brown* (DH) | ESPN+ | 2:30 p.m. |
| 5 | at Brown* | ESPN+ | 12 p.m. |

All game times Eastern, subject to change

* - Denotes Ivy League contest

Bold Red CAPS denotes home game



MEDIA CONTACT

MARSHALL HAIM

Assistant Director of Athletic Communications

✉ mh2348@cornell.edu

☎ (716) 465-4945 (mobile)

CORNELL BIG RED

AT

PENN QUAKERS

GAMES 21-23 | APRIL 13-14 | PHILADELPHIA, PA. | MEIKLEJOHN STADIUM | PENN LEADS SERIES, 164-127-2

8-12

OVERALL

6-3

IVY LEAGUE

-/-/-

RANKS (D1B/NCBWA/USAT)

Dan Pepicelli

20TH SEASON AS HEAD COACH

92-158-1 (.365)

9TH SEASON AT CORNELL

13-15

OVERALL

5-4

IVY LEAGUE

-/-/-

RANKS (D1B/NCBWA/USAT)

John Yurkow

12TH SEASON AS HEAD COACH

216-178-1 (.548)

12TH SEASON AT PENN

GAME INFORMATION

SATURDAY - GAME ONE

ESPN+

Play-by-Play: Cory Nidoh

Live Stats: statbroadcast.com

SATURDAY'S FORECAST

☁ 54° ☀ 7:38

Temperature: 59° high | 44° low

Forecast: Mostly cloudy, windy

Winds: W 20-30 mph

SATURDAY - GAME TWO

ESPN+

Play-by-Play: Cory Nidoh

Live Stats: statbroadcast.com

SATURDAY'S FORECAST

☁ 58° ☀ 7:38

Temperature: 59° high | 44° low

Forecast: Mostly cloudy, windy

Winds: W 20-30 mph

SUNDAY

ESPN+

Play-by-Play: Cory Nidoh

Live Stats: statbroadcast.com

SUNDAY'S FORECAST

☁ 64° ☀ 7:39

Temperature: 73° high | 56° low

Forecast: Mostly cloudy

Winds: SW 10-20 mph

PROBABLE STARTING PITCHERS

LHP Noah Keller (0-2, 3.97)

TBA

LHP Huxley Holcombe (1-2, 6.65)

TBA

RHP Ethan Hamill (2-1, 4.36)

TBA

FIRST PITCH

► The Cornell baseball team returns to the road for the first time since March 22-23 when it travels to Philadelphia to take on Ivy League preseason favorite Penn at Tommy Lasorda Field at Meiklejohn Stadium in a three-game series.

► Entering this weekend, Cornell is two games back of Columbia for first place in the Ivy League standings with its 6-3 conference record. The Big Red also owns a one-game advantage over Penn and Princeton, who are tied for third place with identical 5-4 records.

OFF TO A GOOD START

► Following the first three weekends of Ivy League play, Cornell has a 6-3 record against Ancient Eight opponents, which includes the Big Red having a 6-1 mark over its previous seven contests.

► Since the disbandment of the EIBL following the 1992 season, Cornell has registered six-plus wins over its first nine Ivy League games three other times when it went 9-1 in 2012, and 6-3 in both 2014 and 2024.

► With one win this weekend over Penn, Cornell will have at least seven victories in its first 12 conference games for just the third time in the Ivy League era, joining the teams from 1998 (7-5) and 2012 (10-2). It would also be the 16th instance in program history since 1930 that it has had seven-plus wins in its first 12 conference games (1934, 1939, 1941, 1971, 1972, 1973, 1977, 1978, 1979, 1980, 1981, 1982, 1984, 1998, 2012).

► Should Cornell post two victories this weekend, it would be the second time under the Ivy League's direction and the 11th instance since 1930 — when the Big Red joined the EIBL — that it has posted a record of 8-4 or better in its first 12 conference games. The other instances came in 1939 (9-3), 1941 (8-4), 1971 (8-4), 1972 (8-4), 1973 (8-4), 1977 (10-2), 1978 (8-4), 1980 (8-4), 1982 (8-4), and 2012 (10-2).

► A sweep of Penn this weekend would be the fourth time Cornell has won at least nine conference games in its first 12 games, joining the 1939 (9-3), 1977 (10-2), and 2012 (10-2) squads.

CORNELL RECORD BOOK

BEST 9-GAME STARTS IN CONFERENCE PLAY

Program History (Since 1930)

| SEASON(S) | RECORD |
|--|--------|
| 1940, 1980, 2012 | 8-1 |
| 1939, 1941, 1971, 1977 | 7-2 |
| 1979 | 6-2-1 |
| 1934, 1959, 1969, 1973, 1978, 1982, 1984, 2014, 2024 | 6-3 |

BEST 12-GAME STARTS IN CONFERENCE PLAY

Program History (Since 1930)

| SEASON(S) | RECORD |
|--|--------|
| 1977, 2012 | 10-2 |
| 1939 | 9-3 |
| 1941, 1971, 1972, 1973, 1978, 1980, 1982 | 8-4 |
| 1934, 1979, 1981, 1984, 1998 | 7-5 |

2024 CORNELL BIG RED ROSTER

| NO | NAME | POS | B/T | HT | WT | YR | HOMETOWN / HIGH SCHOOL (PREVIOUS SCHOOL) |
|----|---------------------|---------|-----|------|-----|-----|--|
| 1 | John Quinlan | OF | S/R | 5-9 | 180 | Jr. | Menlo Park, Calif. / Menlo-Atherton |
| 2 | Matt Barnhorst | INF | R/R | 6-0 | 195 | Sr. | Ponte Vedra Beach, Fla. / Ponte Vedra |
| 3 | Chris Ellison | RHP | R/R | 6-0 | 190 | Jr. | Howell, N.J. / Howell |
| 4 | Caden Wildman | OF | R/R | 6-3 | 215 | So. | Woodbury, Minn. / East Ridge |
| 5 | Will Long | RHP | R/R | 6-0 | 170 | Jr. | Great Falls, Va. / Langley |
| 6 | Kyle Musser | OF | R/R | 5-10 | 182 | Jr. | Lititz, Pa. / Manheim Township |
| 7 | Max Jensen | INF | L/R | 6-3 | 210 | Jr. | Burke, Va. / Lake Braddock |
| 8 | Luke Johnson | INF | R/R | 6-1 | 180 | Fr. | Coto de Caza, Calif. / Santa Margarita Catholic |
| 9 | Story Kimura | RHP | R/R | 6-0 | 175 | Sr. | Dallas, Texas / The Lawrenceville School [N.J.] |
| 11 | Matthew Walters | OF | R/R | 5-11 | 195 | So. | Granbury, Texas / Granbury |
| 12 | Ryan Porter | OF/RHP | R/R | 6-0 | 185 | Jr. | Houston, Texas / Paetow |
| 13 | Ethan Hamill | RHP | R/R | 6-3 | 200 | So. | Chester, Va. / Thomas Dale |
| 15 | Owen Carlson | INF | L/R | 5-11 | 180 | Fr. | Los Angeles, Calif. / Harvard-Westlake School |
| 16 | Noah Keller | LHP | L/L | 6-1 | 210 | So. | Goodrich, Mich. / Goodrich |
| 17 | William Stephens | RHP | R/R | 6-2 | 205 | Sr. | Stone Mountain, Ga. / Marist |
| 18 | TJ Swidorski | INF | R/R | 6-0 | 185 | So. | Woodbury, Minn. / East Ridge |
| 19 | Mark Quatrani | C/INF | R/R | 5-11 | 200 | Fr. | Springfield, Pa. / The Haverford School |
| 20 | Kevin Hager | INF | R/R | 6-0 | 190 | Fr. | Berkeley Heights, N.J. / Delbarton School |
| 21 | John Gerfen | LHP | R/L | 6-0 | 195 | So. | Brewster, N.Y. / Brewster |
| 22 | Jakobi Davis | OF | L/L | 6-4 | 210 | Jr. | Sarasota, Fla. / Sarasota Riverview |
| 23 | Braden Mack | C | R/R | 6-2 | 210 | Sr. | Woodbridge, Va. / Potomac |
| 25 | Beck Urofsky | RHP/INF | R/R | 6-4 | 225 | So. | Silver Spring, Md. / Bethesda-Chevy Chase |
| 26 | Tom Clancy | RHP | R/R | 6-1 | 190 | Jr. | Westfield, N.J. / Newark |
| 28 | Max Foster | RHP | R/R | 6-3 | 210 | Fr. | Bethel, Conn. / Bethel |
| 30 | William Jaun | LHP/1B | L/L | 6-3 | 225 | Jr. | Loveland, Ohio / St. Xavier |
| 31 | Graham Biben | RHP | R/R | 6-0 | 170 | Fr. | New York, N.Y. / Riverdale Country School |
| 32 | Carson Mayfield | RHP | R/R | 6-5 | 200 | So. | Annandale, Va. / Bishop O'Connell |
| 33 | Von Baker | RHP | R/R | 6-7 | 235 | Sr. | St. Johnsville, N.Y. / Oppenheim-Ephratah-St. Johnsville |
| 34 | Ethan Van Sice | RHP | R/R | 5-9 | 170 | Fr. | Arlington, Va. / Gonzaga College [D.C.] |
| 36 | Nathaniel Jennewein | LHP | R/L | 5-11 | 180 | Fr. | Tampa, Fla. / T.R. Robinson |
| 37 | Huxley Holcombe | LHP/OF | L/L | 6-6 | 180 | Fr. | Worcester, Mass. / Worcester Academy |
| 38 | Asher Gardy | RHP | R/R | 6-2 | 185 | So. | Springfield, Va. / Lake Braddock (James Madison) |
| 40 | Nathan Waugh | C | R/R | 6-5 | 230 | Sr. | Placentia, Calif. / Yorba Linda |
| 41 | Jackson Marko | C | R/R | 5-10 | 175 | So. | Syracuse, N.Y. / Christian Brothers Academy |
| 42 | Josh Shea | RHP | R/R | 5-11 | 175 | So. | Cortlandt Manor, N.Y. / Hendrick Hudson |

| PITCHERS (16) | | |
|---------------|---------------------|---------|
| 3 | Chris Ellison | R/R Jr. |
| 5 | Will Long | R/R Jr. |
| 9 | Story Kimura | R/R Sr. |
| 13 | Ethan Hamill | R/R So. |
| 16 | Noah Keller | L/L So. |
| 17 | William Stephens | R/R Sr. |
| 21 | John Gerfen | R/L So. |
| 26 | Tom Clancy | R/R Jr. |
| 28 | Max Foster | R/R Fr. |
| 31 | Graham Biben | R/R Fr. |
| 32 | Carson Mayfield | R/R So. |
| 33 | Von Baker | R/R Sr. |
| 34 | Ethan Van Sice | R/R Fr. |
| 36 | Nathaniel Jennewein | R/L Fr. |
| 38 | Asher Gardy | R/R So. |
| 42 | Josh Shea | R/R So. |

| CATCHERS (4) | | |
|--------------|---------------|---------|
| 19 | Mark Quatrani | R/R Fr. |
| 23 | Braden Mack | R/R Sr. |
| 40 | Nathan Waugh | R/R Sr. |
| 41 | Jackson Marko | R/R So. |

| INFIELDERS (6) | | |
|----------------|----------------|---------|
| 2 | Matt Barnhorst | R/R Sr. |
| 7 | Max Jensen | L/R Jr. |
| 8 | Luke Johnson | R/R Fr. |
| 15 | Owen Carlson | L/R Fr. |
| 18 | TJ Swidorski | R/R So. |
| 20 | Kevin Hager | R/R Fr. |

| OUTFIELDERS (5) | | |
|-----------------|-----------------|---------|
| 1 | John Quinlan | S/R Jr. |
| 4 | Caden Wildman | R/R So. |
| 6 | Kyle Musser | R/R Jr. |
| 11 | Matthew Walters | R/R So. |
| 22 | Jakobi Davis | L/L Jr. |

| UTILITY (4) | | |
|-------------|-----------------|---------|
| 12 | Ryan Porter | R/R Jr. |
| 25 | Beck Urofsky | R/R So. |
| 30 | William Jaun | L/L Jr. |
| 37 | Huxley Holcombe | L/L Fr. |

COACHING AND SUPPORT STAFF

| | |
|----------------------------|-----------------|
| Head Coach: | Dan Pepicelli |
| Associate Head Coach: | Tom Ford |
| Assistant Coach: | John Toppa |
| Volunteer Assistant Coach: | Justin Devoid |
| Athletic Trainer: | Grace DeStefano |















PRUH-NUHN-SEE-AY-SHN GUIDE

| | | |
|-----|---------------------|----------------|
| 6 | Kyle Musser | MUH-sir |
| 9 | Story Kimura | kih-MURR-uh |
| 18 | TJ Swidorski | swih-DOOR-skee |
| 19 | Mark Quatrani | kwah-TRAH-knee |
| 20 | Kevin Hager | HAY-gher |
| 25 | Beck Urofsky | yuhr-OFF-skee |
| 30 | William Jaun | john |
| 31 | Graham Biben | BYE-bin |
| 34 | Ethan Van Sice | van SIYS |
| 36 | Nathaniel Jennewein | jen-IH-wine |
| 40 | Nathan Waugh | WAH |
| HC | Dan Pepicelli | PEP-ih-sell-ee |
| AC | John Toppa | TOE-puh |
| VAC | Justin Devoid | dih-VOID |

ROSTER BREAKDOWN

| FRESHMAN (9) | SOPHOMORE (11) | JUNIOR (9) | SENIOR (6) |
|--------------|----------------|------------|-------------|
| 8 Johnson | 4 Wildman | 1 Quinlan | 2 Barnhorst |
| 15 Carlson | 11 Walters | 3 Ellison | 9 Kimura |
| 19 Quatrani | 13 Hamill | 5 Long | 17 Stephens |
| 20 Hager | 16 Keller | 6 Musser | 23 Mack |
| 28 Foster | 18 Swidorski | 7 Jensen | 33 Baker |
| 31 Biben | 21 Gerfen | 12 Porter | 40 Waugh |
| 34 Van Sice | 25 Urofsky | 22 Davis | |
| 36 Jennewein | 32 Mayfield | 26 Clancy | |
| 37 Holcombe | 38 Gardy | 30 Jaun | |
| | 41 Marko | | |
| | 42 Shea | | |

BY STATE / PROVINCE / COUNTRY

| | | | | | |
|--|---|--|---|---|---|
|  Virginia | 7 |  Texas | 3 |  Maryland | 1 |
|  New York | 5 |  Minnesota | 2 |  Massachusetts | 1 |
|  California | 4 |  Pennsylvania | 2 |  Michigan | 1 |
|  Florida | 3 |  Connecticut | 1 |  Ohio | 1 |
|  New Jersey | 3 |  Georgia | 1 | | |

CORNELL QUICK FACTS

GENERAL INFORMATION

Location Ithaca, N.Y.
Enrollment (2023 Fall Undergraduate) 16,071
Founded 1865
Nickname Big Red
School Colors Carnelian Red (Pantone 187) and White
Conference Ivy League
President Martha E. Pollack
Meakam Smith Director of Athletics Dr. Nicki Moore
Athletics Website CornellBigRed.com

HISTORY

Seasons of Baseball 153rd
First Season 1869
All-Time Record (Win %) 1755-1998-35 (.468)
Ivy League Regular-Season Titles (last) 6 (2012)
Ivy League Championship Titles (last) 1 (2012)
NCAA Tournament Appearances (last) 1 (2012)
Most Consecutive NCAA Appearances Never
College World Series Appearances (last) Never
National Championships None
NCAA Tournament Record (Win %) 0-2 (.000)

BOOTH FIELD

Year Opened (Season) 2023 (2nd)
Dimensions 318' (LF/RF), 390' (CF), 397' (LCF/RCF)
Capacity 500
All-Time Record (Win %) 6-6 (.500)
Under Dan Pepicelli (Win %) 6-6 (.500)

COACHING STAFF

Head Coach Dan Pepicelli (SUNY Cortland '90)
Overall Record 313-335-3 (.483)
Record at Cornell 92-158-1 (.369)
Associate Head Coach Tom Ford (Ithaca '79)
Assistant Coach John Toppa (UConn '19)
Volunteer Assistant Justin Devoid (Colby-Sawyer '17)

2023 REVIEW

Overall Record 9-26
Ivy League Record (Finish) 8-13 (7th)
Home Record 2-8
Road Record 7-16
Neutral Record 0-2
Ivy League Championship Series Did not qualify
NCAA Tournament Not selected
D1Baseball.com Poll Ranking (final) N/A
NCBWA Poll Ranking (final) N/A
USA Today Poll Ranking (final) N/A

2024 TEAM INFORMATION

Letterwinners Returning / Lost 13 / 8
Newcomers 11
Fr / So / Jr / Sr 9 / 11 / 9 / 6

ATHLETIC COMMUNICATIONS

Jeremy Hartigan
Associate Director of Athletics for Communications
Marshall Haim
Assistant Director of Athletic Communications (BB)
Phone (mobile) (716) 465-4945
Email mh2348@cornell.edu
Matthew Jensen
Assistant Director of Athletic Communications
Aaron Kelly
Assistant Director of Athletic Communications
Ben Blakely
Communications Coordinator
Mike Hogan
Communications Coordinator

Mailing Address Cornell University Athletics
Teagle Hall, 512 Campus Road, Ithaca, N.Y., 14853
Twitter / Instagram @CornellSports
Facebook /CornellSports

#YELLCORNELL

SCOUTING REPORT



as of 4/11/24



| | | | |
|--------------|--------------|---------------|-----------------|
| .276 | BATTING AVG. | >> | .283 |
| 6.30 | << | RUNS | 6.14 |
| 1.50 | | DOUBLES | >> 2.04 |
| 0.20 | | TRIPLES | >> 0.29 |
| 1.35 | << | HOME RUNS | 1.14 |
| 5.75 | << | RBI | 5.61 |
| .361 | | ON-BASE PCT. | >> .384 |
| .446 | | SLUGGING PCT. | >> .456 |
| 16/25 (.640) | | STOLEN BASES | >> 29/39 (.744) |
| 7.17 | | ERA | >> 6.84 |
| 6.65 | | STRIKEOUTS | >> 9.79 |
| .288 | | OPPONENT AVG. | >> .273 |
| 1.81 | | WHIP | >> 1.70 |
| .974 | << | FIELDING PCT. | .967 |

BATTING LEADERS



CORNELL

| | AVG | OBP | SLG | OPS |
|-----------------|------|------|------|------|
| 4 Caden Wildman | .346 | .433 | .462 | .895 |
| 1 John Quinlan | .344 | .400 | .516 | .916 |
| 7 Max Jensen | .314 | .442 | .557 | .999 |
| 40 Nathan Waugh | .313 | .391 | .525 | .916 |
| 23 Braden Mack | .308 | .339 | .423 | .762 |



PENN

| | AVG | OBP | SLG | OPS |
|------------------|------|------|------|-------|
| 44 Nick Spaventa | .337 | .415 | .500 | .915 |
| 18 Davis Baker | .336 | .415 | .538 | .953 |
| 8 Wyatt Henseler | .333 | .444 | .806 | 1.250 |
| 5 Ryan Taylor | .320 | .398 | .450 | .848 |
| 0 Connor Chavez | .290 | .429 | .400 | .829 |

WEEKEND REWIND

► Cornell posted its second consecutive series victory over Harvard for the first time since sweeping doubleheaders in 1994 (Ithaca) and 1995 (Cambridge), as the Big Red went 2-1 against the Crimson at Booth Field last weekend to conclude a six-game homestand.

► Freshman catcher **MARK QUATRANI** batted a team-best .444 (4-for-9) with a double, home run, and three RBI, while posting a 1.472 OPS. Junior outfielder **JOHN QUINLAN** (.429 — 6-for-14), sophomore outfielder **CADEN WILDMAN** (.417 — 5-for-12) and senior catcher **NATHAN WAUGH** (.400 — 4-for-10) all had batting averages of at least .400 on the weekend.

► Left-handed pitcher **HUXLEY HOLCOMBE** shined on the mound in relief for Cornell, allowing just two baserunners (one hit, one walk) over five shutout innings of work to earn his first collegiate victory and receiving Ivy League Co-Rookie of the Week honors.

LOVING THE LONG BALL

► Having hit a home run in each of its last 12 games, Cornell enters this weekend riding the fourth-longest active streak of consecutive games with a home run by a Division I program.

► The Big Red enters the weekend as one of six Division I programs with a home run streak of at least 10 games, joining Austin Peay (20 games), Utah Valley (17 games), Oregon State (13 games), Bowling Green (10 games), and Kentucky (10 games).

► Cornell has already hit 27 home runs this season, tied with the 2002 squad for the 10th-most round-trippers in a single season in program history.

► With three more home runs, it would signify the third consecutive season Cornell has reached the 30-home run plateau, which would mark the first time in program history that the Big Red registered 30-plus home runs in three consecutive seasons, as it had consecutive 30-home run seasons in 2001-02 and 2009-10.

AVOIDING THE LONG BALL

► Cornell has not allowed a home run in its last six games and its last 58 innings pitched, dating back to its last road game against Princeton on March 24.

► The last time Cornell had gone six-plus games without allowing a home run was in 2019 when it went 10 straight games without conceding a round-tripper during a span from March 1 to March 23 (89.1 IP).

NCAA STAT LEADERS

LONGEST ACTIVE HOME RUN STREAKS
Division I Programs (as of 4/12/24)

| SCHOOL | GAMES |
|-------------------|-------|
| 1. Austin Peay | 20 |
| 2. Utah Valley | 18 |
| 3. Oregon State | 13 |
| ► 4. Cornell | 12 |
| T5. Bowling Green | 10 |
| Kentucky | 10 |

CORNELL RECORD BOOK

MOST HOME RUNS IN SINGLE SEASON
Cornell Program History

| RK | SEASON | HRs |
|-----|--------|-----|
| 1. | 2009 | 38 |
| 2. | 1999 | 35 |
| 3. | 2001 | 34 |
| 4. | 2022 | 33 |
| 5. | 1995 | 30 |
| | 2010 | 30 |
| | 2023 | 30 |
| 8. | 1997 | 29 |
| | 2012 | 29 |
| 10. | 1995 | 27 |
| ► | 2024 | 27 |

**NOAH KELLER** LHP

#16

2024 STATS: 0-2, 3.97 ERA, 22.2 IP, 18 BB, 22 SO

Height / Weight: 6-1 / 210 lbs.
Hometown: Goodrich, Mich.
High School: GoodrichBats/Throws: L/L
Year: Sophomore**KELLER'S CAREER STATS**

| | W | L | ERA | G | GS | CG | IP | H | R | ER | HR | BB | SO | GDP | WHIP | AVG |
|--------|---|---|------|----|----|----|------|----|----|----|----|----|----|-----|------|------|
| 2023 | 2 | 5 | 5.37 | 12 | 11 | 0 | 52.0 | 57 | 35 | 31 | 4 | 29 | 50 | 3 | 1.65 | .281 |
| 2024 | 0 | 2 | 3.97 | 7 | 3 | 0 | 22.2 | 29 | 20 | 10 | 0 | 18 | 22 | 1 | 2.07 | .305 |
| TOTALS | 2 | 7 | 4.94 | 19 | 14 | 0 | 74.2 | 86 | 55 | 41 | 4 | 47 | 72 | 4 | 1.78 | .289 |

NEWS & NOTES ON KELLER

► **THIS WEEKEND:** Keller will be making his fourth start and appearing in eighth game of 2024 ... appearance will be 20th of collegiate career and 15th start.

► **LAST TIME OUT:** Allowed four runs (one earned) over 3.2 innings of work while finishing as the losing pitcher of record in the opening game of last Saturday's doubleheader against Harvard ... yielded six hits allowed without issuing a walk and struck out a pair of batters in the outing ... of Keller's 68 strikes thrown, 33 resulted in foul balls (48.5 percent).

► **FINDING HIS GROOVE:** Since allowing seven runs (four earned) against Georgetown on March 10, Keller has posted a 2.08 ERA in his last four outings (three starts) over 17.1 IP, yielding 19 hits and seven runs allowed (four earned), while walking eight batters and striking out 18 (9.35 SO/9) ... Keller currently has a 4.67 FIP (fielding independent pitching — similar to ERA, but focuses on events a pitcher has most control over, including SO, BB, HBP, and HR) among Ivy League pitchers, trailing Princeton's Jacob Faulkner (3.86) and Yale's Reid Easterly (3.95).

► **AGAINST PENN:** Handed no decision in lone appearance against Penn, which came last April 29 ... yielded three runs on seven hits over five innings of work, issuing one walk and striking out five Quakers batters.

KELLER AGAINST PENN

| DATE | W-L | SCORE | IP | H | R | ER | HR | BB | SO | HBP | WP | BK | P/S | LEFT |
|---------|-----|-------|-----|---|---|----|----|----|----|-----|----|----|--------|------|
| 4/29/23 | ND | 3-4 | 5.0 | 7 | 3 | 3 | 1 | 1 | 5 | 0 | 0 | 0 | 102/62 | 3-3 |

► **2023:** Started in 11 of his 12 appearances ... his 11 starts matched classmate **ETHAN HAMILL** for the most starts by a freshman pitcher in Cornell history ... posted 2-5 record with 5.37 ERA while striking out 50 in 52 innings of work ... registered three quality outings, including back-to-back contests against Brown (April 8 - 7 IP, 1 ER) and Harvard (April 15 - 7 IP, 2 ER) ... struck out season-high seven batters on three occasions (Yale - March 26; Brown - April 8; Harvard - April 15).

► **PRIOR TO CORNELL:** Four-year letterwinner in baseball at Goodrich HS ... three-time All-Conference selection (2019, 2021, 2022) and two-time All-State selection (2021, 2022) ... named to 2022 All-State Dream Team.

► **PERSONAL:** Son of Brent and Adrienne Keller, and has two younger siblings ... enrolled in the School of Industrial and Labor Relations.

KELLER'S 2024 GAME LOG

| DATE/OPP | W/L | SCORE | IP | H | R | ER | HR | BB | SO | P/K | LEFT |
|-------------------|-----|-------|------|----|----|----|----|----|----|---------|-------|
| 2/23 at GT* | L | 6-9 | 3.1 | 3 | 4 | 0 | 0 | 5 | 3 | 73/37 | — |
| 3/1 at JMU* | ND | 1-5 | 2.0 | 4 | 2 | 2 | 0 | 1 | 1 | 35/20 | — |
| 3/10 (1) at GTWN* | ND | 6-24 | 0.0 | 3 | 7 | 4 | 0 | 4 | 0 | 31/14 | — |
| 3/15 at RIC* | ND | 4-8 | 3.0 | 1 | 0 | 0 | 0 | 2 | 5 | 54/28 | — |
| 3/22 (2) at PRIN | ND | 3-4 | 6.0 | 4 | 1 | 1 | 0 | 3 | 9 | 89/55 | 3-1 |
| 3/30 (2) vs. DART | ND | 17-2 | 4.2 | 8 | 2 | 2 | 0 | 3 | 2 | 104/58 | 7-0 |
| 4/7 (1) vs. HARV | L | 6-14 | 3.2 | 6 | 4 | 1 | 0 | 0 | 2 | 96/68 | 3-4 |
| TOTALS | 0-2 | 3.97 | 22.2 | 29 | 20 | 10 | 0 | 18 | 22 | 482/280 | 58.1% |

* — denotes relief appearance

KELLER'S 2024 SPLITS

| SPLIT | W | L | G | GS | IP | H | R | ER | HR | BB | SO | ERA | AVG |
|----------|---|---|---|----|------|----|----|----|----|----|----|------|------|
| Total | 0 | 2 | 7 | 3 | 22.2 | 29 | 20 | 10 | 0 | 18 | 22 | 3.97 | .305 |
| Home | 0 | 1 | 2 | 2 | 8.1 | 14 | 6 | 3 | 0 | 3 | 4 | 3.24 | .368 |
| Away | 0 | 1 | 5 | 1 | 14.1 | 15 | 14 | 7 | 0 | 15 | 18 | 4.40 | .263 |
| Neutral | — | — | — | — | — | — | — | — | — | — | — | — | — |
| Day | 0 | 2 | 7 | 3 | 22.2 | 29 | 20 | 10 | 0 | 18 | 22 | 3.97 | .305 |
| Night | — | — | — | — | — | — | — | — | — | — | — | — | — |
| Starter | 0 | 0 | 3 | 3 | 14.1 | 18 | 7 | 4 | 0 | 6 | 13 | 2.51 | .305 |
| Reliever | 0 | 1 | 4 | 0 | 8.1 | 11 | 13 | 6 | 0 | 12 | 9 | 6.48 | .306 |
| February | 0 | 1 | 1 | 0 | 3.1 | 3 | 4 | 0 | 0 | 5 | 3 | 0.00 | .231 |
| March | 0 | 0 | 5 | 2 | 15.2 | 20 | 12 | 9 | 0 | 13 | 17 | 5.17 | .313 |
| April | 0 | 1 | 1 | 1 | 3.2 | 6 | 4 | 1 | 0 | 0 | 2 | 2.45 | .333 |
| May | — | — | — | — | — | — | — | — | — | — | — | — | — |

KELLER'S 2024 SPLITS vs. LHB/RHB

| | BF | AB | H | 2B | 3B | HR | BB | SO | AVG | OBP | SLG | OPS |
|---------|-----|----|----|----|----|----|----|----|------|------|------|------|
| Total | 114 | 95 | 29 | 8 | 0 | 0 | 18 | 22 | .305 | .412 | .389 | .802 |
| vs. LHB | 30 | 26 | 5 | 0 | 0 | 0 | 4 | 9 | .192 | .300 | .192 | .492 |
| vs. RHB | 84 | 69 | 24 | 8 | 0 | 0 | 14 | 13 | .348 | .452 | .464 | .916 |

SINGLE-GAME HIGHS & LOWS

| | 2024 | CAREER |
|-------------------------------|----------|---|
| 6.0, at Princeton (3/22 - G2) | IP | 7.0, (2x), Last: at Harvard (4/15/23) |
| 8, vs. Dartmouth (3/30 - G2) | H | 8, (2x), Last: vs. Dartmouth (3/30/24 - G2) |
| 7, at Georgetown (3/10 - G1) | R | 7, at Georgetown (3/10/24 - G1) |
| 4, at Georgetown (3/10 - G1) | ER | 6, (2x), Last: at VCU (3/10/23) |
| 5, at Georgia Tech (2/23) | BB | 5, (2x), Last: at Georgia Tech (2/23/24) |
| 9, at Princeton (3/22 - G2) | SO | 9, at Princeton (3/22/24 - G2) |
| — | HR | 1, (4x), Last: vs. Penn (4/29/23) |
| — | CG | — |
| — | SHO | — |
| — | W STREAK | — |
| — | L STREAK | 2 games (4/2/23 - 4/8/23) |

NOTE: Bold denotes active streak

CORNELL RECORD BOOK**MOST STARTS BY A FRESHMAN PITCHER**

On Record in Cornell History

| PLAYER | SEASON | STARTS |
|------------------|--------|--------|
| Brian Williamson | 1996 | 11 |
| Brian McAfee | 2012 | 11 |
| ► Ethan Hamill | 2023 | 11 |
| ► Noah Keller | 2023 | 11 |



HUXLEY HOLCOMBE LHP #37

2024 STATS: 1-2, 6.65 ERA, 21.2 IP, 12 BB, 9 SO

Height / Weight: 6-6 / 180 lbs.
Hometown: Worcester, Mass.
High School: Worcester Academy

Bats/Throws: L/L
Year: Freshman

HOLCOMBE'S CAREER STATS

| | W | L | ERA | G | GS | CG | IP | H | R | ER | HR | BB | SO | GIDP | WHIP | AVG |
|--------|---|---|------|---|----|----|------|----|----|----|----|----|----|------|------|------|
| 2024 | 1 | 2 | 6.65 | 7 | 1 | 0 | 21.2 | 25 | 16 | 16 | 4 | 12 | 9 | 0 | 1.71 | .298 |
| TOTALS | 1 | 2 | 6.65 | 7 | 1 | 0 | 21.2 | 25 | 16 | 16 | 4 | 12 | 9 | 0 | 1.71 | .298 |

NEWS & NOTES ON HOLCOMBE

► **THIS WEEKEND:** Holcome is scheduled to make second career start — first since Feb. 24 at Georgia Tech — and eighth career appearance.

► **LAST TIME OUT:** Pitched a career-high five innings, allowing just two baserunners (one hit, one walk) without allowing a run, leading to being named Ivy League's Co-Rookie of the Week ... also struck out season-high three batters, marking third time in last four outings in which he posted multiple strikeouts.

► **FINDING HIS GROOVE:** After giving up 14 runs on 18 hits in 8.1 IP across his first three career outings (15.12 ERA and 3.12 WHIP), has yielded just two runs against on seven hits over last 13 IP, leading to a 1374-point improvement in ERA (1.38) and 227-point decrease in WHIP (0.85) ... during last four outings, has allowed a maximum of three hits and conceded one run twice.

► **TOUGH TO TOUCH:** Holcombe enters this weekend holding opponents to a .129 batting average over the first three weekends of Ivy League play ... his .129 figure is 24 points better than Columbia's Joe Sheets (.153), and is one of eight Ivy League pitchers with a batting average against under .200, also joined by Harvard's Callan Fang (.162), Penn's Cole Zaffiro (.175), Yale's Daniel Cohen (.188), Princeton's Justin Kim (.188), Columbia's Will Parkinson (.189), and Yale's Colton Shaw (.191).

► **AGAINST PENN:** Would be making first career appearance against Penn in collegiate career.

► **PRIOR TO CORNELL:** Received four letters in baseball, aiding Worcester Academy to 2023 CNEPSBL Championship ... two-time CNEPSBL All-Star and two-time CNEPSBL All-League selection in 2022 and 2023 ... also received three letters in cross country, which included earning most improved in 2019 at Vermont Academy in Saxtons River, Vt. ... also lettered once in swimming, nordic skiing, and soccer.

► **PERSONAL:** Son of Bradford Holcombe and Tamara Mount, and has an older brother ... enrolled in the College of Engineering.

STAT BREAKDOWN

HOLCOMBE BY SEGMENT
This Season

| SPAN | IP | H | ER | ERA | WHIP | AVG |
|---------|------|-----|-----|--------|-------|-------|
| First 3 | 8.1 | 18 | 14 | 15.12 | 3.12 | .429 |
| Last 4 | 13.0 | 7 | 2 | 1.38 | 0.85 | .121 |
| CHANGE | +5.1 | -11 | -12 | -13.74 | -2.27 | -.308 |

IVY LEAGUE LEADERS

LOWEST OPPONENT BATTING AVERAGES
This Season in Ivy League Games

| PLAYER | SCHOOL | H | AB | BAA |
|-----------------|-----------|----|----|------|
| Huxley Holcombe | Cornell | 4 | 31 | .129 |
| Joe Sheets | Columbia | 9 | 59 | .153 |
| Callan Fang | Harvard | 11 | 68 | .162 |
| Cole Zaffiro | Penn | 11 | 63 | .175 |
| Daniel Cohen | Yale | 12 | 64 | .188 |
| Justin Kim | Princeton | 13 | 69 | .188 |
| Will Parkinson | Columbia | 7 | 37 | .189 |
| Colton Shaw | Yale | 13 | 68 | .191 |

HOLCOMBE'S 2024 GAME LOG

| DATE/OPP | W/L | SCORE | IP | H | R | ER | HR | BB | SO | P/K | LEFT |
|-------------------|-----|-------|------|----|----|----|----|----|----|---------|-------|
| 2/24 at GT | L | 2-12 | 1.0 | 7 | 8 | 8 | 3 | 2 | 0 | 45/21 | 0-8 |
| 3/2 at JMU* | ND | 5-8 | 4.1 | 5 | 0 | 0 | 0 | 2 | 1 | 70/44 | — |
| 3/10 (1) at GTWN* | ND | 6-24 | 3.1 | 6 | 6 | 6 | 1 | 4 | 1 | 72/36 | — |
| 3/16 at RIC* | ND | 9-3 | 3.0 | 3 | 0 | 0 | 0 | 0 | 2 | 45/30 | — |
| 3/22 (1) at PRIN* | L | 3-4 | 3.0 | 1 | 1 | 1 | 0 | 1 | 2 | 37/21 | — |
| 3/30 vs. DART* | ND | 7-5 | 2.0 | 2 | 1 | 1 | 0 | 2 | 0 | 38/25 | — |
| 4/6 vs. HARV* | W | 5-4 | 5.0 | 1 | 0 | 0 | 0 | 1 | 3 | 64/38 | — |
| TOTALS | 1-2 | 6.65 | 21.2 | 25 | 16 | 16 | 4 | 12 | 9 | 371/156 | 58.0% |

* — denotes relief appearance

HOLCOMBE'S 2024 SPLITS

| SPLIT | W | L | G | GS | IP | H | R | ER | HR | BB | SO | ERA | AVG |
|----------|---|---|---|----|------|----|----|----|----|----|----|-------|------|
| Total | 1 | 2 | 7 | 1 | 21.2 | 25 | 16 | 16 | 4 | 12 | 9 | 6.65 | .298 |
| Home | 1 | 0 | 2 | 0 | 7.0 | 3 | 1 | 1 | 0 | 3 | 3 | 1.29 | .143 |
| Away | 0 | 2 | 5 | 1 | 14.2 | 22 | 15 | 15 | 4 | 9 | 6 | 9.20 | .361 |
| Neutral | — | — | — | — | — | — | — | — | — | — | — | — | — |
| Day | 1 | 2 | 7 | 1 | 21.2 | 25 | 16 | 16 | 4 | 12 | 9 | 6.65 | .298 |
| Night | — | — | — | — | — | — | — | — | — | — | — | — | — |
| Starter | 0 | 1 | 1 | 1 | 1.0 | 7 | 8 | 8 | 3 | 2 | 0 | 72.00 | .700 |
| Reliever | 1 | 1 | 7 | 0 | 20.2 | 18 | 8 | 8 | 1 | 10 | 9 | 3.48 | .196 |
| February | 0 | 0 | 1 | 1 | 1.0 | 7 | 8 | 8 | 3 | 2 | 0 | 72.00 | .700 |
| March | 0 | 1 | 5 | 0 | 14.2 | 17 | 8 | 8 | 1 | 10 | 9 | 4.91 | .288 |
| April | 1 | 0 | 1 | 0 | 5.0 | 1 | 0 | 0 | 0 | 1 | 3 | 0.00 | .067 |
| May | — | — | — | — | — | — | — | — | — | — | — | — | — |

HOLCOMBE'S 2024 SPLITS vs. LHB/RHB

| | BF | AB | H | 2B | 3B | HR | BB | SO | AVG | OBP | SLG | OPS |
|---------|-----|----|----|----|----|----|----|----|------|------|------|------|
| Total | 102 | 84 | 25 | 4 | 1 | 4 | 12 | 9 | .298 | .390 | .512 | .902 |
| vs. LHB | 33 | 26 | 5 | 1 | 1 | 1 | 6 | 5 | .192 | .364 | .423 | .787 |
| vs. RHB | 69 | 58 | 20 | 3 | 0 | 3 | 6 | 4 | .345 | .403 | .552 | .955 |

SINGLE-GAME HIGHS & LOWS

| | 2024 | CAREER |
|------------------------------|----------|---------------------------------|
| 5.0, vs. Harvard (4/6) | IP | 5.0, vs. Harvard (4/6/24) |
| 7, at Georgia Tech (2/24) | H | 7, at Georgia Tech (2/24/24) |
| 8, at Georgia Tech (2/24) | R | 8, at Georgia Tech (2/24/24) |
| 8, at Georgia Tech (2/24) | ER | 8, at Georgia Tech (2/24/24) |
| 4, at Georgetown (3/10 - G1) | BB | 4, at Georgetown (3/10/24 - G1) |
| 3, vs. Harvard (4/6) | SO | 3, vs. Harvard (4/6/24) |
| 3, at Georgia Tech (2/24) | HR | 3, at Georgia Tech (2/24/24) |
| — | CG | — |
| — | SHO | — |
| — | W STREAK | — |
| — | L STREAK | — |

NOTE: Bold denotes active streak



ETHAN HAMILL RHP

#13

2024 STATS: 2-1, 4.36 ERA, 33.0 IP, 13 BB, 18 SO

Height / Weight: 6-3 / 200 lbs.
Hometown: Chester, Va.
High School: Thomas Dale

Bats/Throws: R/R
Year: Sophomore

HAMILL'S CAREER STATS

| | W | L | ERA | G | GS | CG | IP | H | R | ER | HR | BB | SO | GDP | WHIP | AVG |
|--------|---|---|------|----|----|----|------|-----|----|----|----|----|----|-----|------|------|
| 2023 | 2 | 6 | 7.38 | 11 | 11 | 0 | 50.0 | 69 | 50 | 41 | 12 | 28 | 27 | 3 | 1.94 | .337 |
| 2024 | 2 | 1 | 4.36 | 7 | 4 | 0 | 33.0 | 33 | 21 | 16 | 6 | 13 | 18 | 5 | 1.39 | .260 |
| TOTALS | 4 | 7 | 6.18 | 18 | 15 | 0 | 83.0 | 102 | 71 | 57 | 18 | 41 | 45 | 8 | 1.72 | .307 |

NEWS & NOTES ON HAMILL

► **THIS WEEKEND:** Hamill will be making 19th appearance (16th start) of collegiate career, while starting for the fifth time in eight appearances in 2024.

► **LAST TIME OUT:** Registered third consecutive quality start, the fourth of his collegiate career, after allowing three earned runs (four total) and eight hits over six innings against Harvard in the second game of last Sunday's twin bill ... walked two batters and matched season high for strikeouts (four) in the outing.

► **TOUGH TO TOUCH:** Shined over his four starts this season, fashioning a 3.00 ERA (8 ER in 24 IP) while holding opponents to a .230 batting average against ... Hamill's .262 BABIP (batting average on balls in play) is third in the Ivy League, trailing Princeton's Justin Kim (.224) and Columbia's Derek Yoo (.238).

► **AGAINST PENN:** Earned the victory in his first career outing against Penn last year on April 28 in second game of doubleheader ... allowed four runs on nine hits over six-inning outing, walking three and striking out three.

HAMILL AGAINST PENN

| DATE | W-L | SCORE | IP | H | R | ER | HR | BB | SO | HBP | WP | BK | P/S | LEFT |
|--------------|-----|-------|-----|---|---|----|----|----|----|-----|----|----|--------|------|
| 4/28/23 (G2) | W | 11-9 | 6.0 | 9 | 4 | 4 | 1 | 3 | 3 | 1 | 2 | 1 | 106/64 | 6-4 |

► **2023:** Started in all 11 appearances, tying classmate **NOAH KELLER** for most starts by a freshman by a Cornell pitcher in a single season (**BRIAN WILLIAMSON** in 1996, **BRIAN MCAFEE** in 2012) ... posted 2-6 record with 7.38 ERA ... lone quality start of season came at George Mason on March 18 (6 IP, 1 ER) ... registered first collegiate victory in road win at Harvard on April 15 ... fanned season-high six batters over 5 IP against Princeton (April 22).

► **PRIOR TO CORNELL:** Earned four letters in baseball at Thomas Dale HS ... named an All-Region and All-Metro selection in 2022 ... two-time district champion (2021 and 2022) ... awarded 2022 US Army Reserve National Scholar-Athlete Award ... nominated for 2022 Richmond Sports Backers Male Scholar-Athlete of the Year ... also earned three varsity letters in football and one letter in volleyball.

► **PERSONAL:** Son of Greg and Donna Hamill ... enrolled in the College of Agriculture and Life Sciences.

HAMILL'S 2024 GAME LOG

| DATE/OPP | W/L | SCORE | IP | H | R | ER | HR | BB | SO | P/K | LEFT |
|-------------------|-----|-------|------|----|----|----|----|----|----|---------|-------|
| 2/24 at GT* | SV | 11-4 | 4.0 | 3 | 2 | 2 | 2 | 1 | 2 | 58/36 | — |
| 3/2 at JMU* | ND | 5-7 | 4.1 | 5 | 2 | 2 | 2 | 1 | 2 | 78/53 | — |
| 3/10 (2) at GTWN* | ND | 0-20 | 0.2 | 5 | 6 | 4 | 0 | 2 | 2 | 33/18 | — |
| 3/17 at RIC | L | 4-8 | 4.1 | 4 | 5 | 3 | 1 | 3 | 1 | 86/46 | 2-5 |
| 3/24 at PRIN | W | 15-2 | 6.2 | 5 | 2 | 2 | 1 | 3 | 3 | 93/55 | 11-2 |
| 3/31 vs. DART | W | 11-4 | 7.0 | 3 | 0 | 0 | 0 | 1 | 4 | 92/55 | 9-0 |
| 4/7 (2) vs. HARV | ND | 6-5 | 6.0 | 8 | 4 | 3 | 0 | 2 | 4 | 96/59 | 3-3 |
| TOTALS | 2-1 | 4.36 | 33.0 | 33 | 21 | 16 | 6 | 13 | 18 | 536/322 | 60.1% |

* — denotes relief appearance

HAMILL'S 2024 SPLITS

| SPLIT | W | L | G | GS | IP | H | R | ER | HR | BB | SO | ERA | AVG |
|----------|---|---|---|----|------|----|----|----|----|----|----|------|------|
| Total | 2 | 1 | 7 | 4 | 33.0 | 33 | 21 | 16 | 6 | 13 | 18 | 4.36 | .260 |
| Home | 1 | 0 | 2 | 2 | 13.0 | 11 | 4 | 3 | 0 | 3 | 8 | 2.08 | .239 |
| Away | 1 | 1 | 5 | 2 | 20.0 | 22 | 17 | 13 | 6 | 10 | 10 | 5.85 | .272 |
| Neutral | — | — | — | — | — | — | — | — | — | — | — | — | — |
| Day | 2 | 1 | 7 | 4 | 33.0 | 33 | 21 | 16 | 6 | 13 | 18 | 4.36 | .260 |
| Night | — | — | — | — | — | — | — | — | — | — | — | — | — |
| Starter | 2 | 1 | 4 | 4 | 24.0 | 20 | 11 | 8 | 2 | 9 | 12 | 3.00 | .230 |
| Reliever | 0 | 0 | 3 | 0 | 9.0 | 13 | 10 | 8 | 4 | 4 | 6 | 8.00 | .325 |
| February | 0 | 0 | 1 | 0 | 4.0 | 3 | 2 | 2 | 2 | 1 | 2 | 4.50 | .214 |
| March | 2 | 1 | 5 | 3 | 23.0 | 22 | 15 | 11 | 4 | 10 | 12 | 4.30 | .244 |
| April | 0 | 0 | 1 | 1 | 6.0 | 8 | 4 | 3 | 0 | 2 | 4 | 4.50 | .348 |
| May | — | — | — | — | — | — | — | — | — | — | — | — | — |

HAMILL'S 2024 SPLITS vs. LHB/RHB

| | BF | AB | H | 2B | 3B | HR | BB | SO | AVG | OBP | SLG | OPS |
|---------|-----|-----|----|----|----|----|----|----|------|------|------|------|
| Total | 145 | 127 | 33 | 5 | 1 | 6 | 13 | 18 | .260 | .347 | .457 | .804 |
| vs. LHB | 49 | 42 | 10 | 3 | 0 | 0 | 6 | 8 | .238 | .347 | .310 | .656 |
| vs. RHB | 96 | 85 | 23 | 2 | 1 | 6 | 7 | 10 | .271 | .347 | .529 | .877 |

SINGLE-GAME HIGHS & LOWS

| 2024 | CAREER |
|---------------------------------------|---|
| 7.0, vs. Dartmouth (3/31) | IP 7.0, vs. Dartmouth (3/31/24) |
| 8, vs. Harvard (4/7 - G2) | H 11, at VCU (3/11/23) |
| 6, at Georgetown (3/10 - G2) | R 9, vs. Brown (4/8/23) |
| 4, at Georgetown (3/10 - G2) | ER 8, at VCU (3/11/23) |
| 3, at Richmond (3/17) | BB 6, at Dartmouth (5/6/23) |
| 4, (2x), Last: vs. Harvard (4/7 - G2) | SO 6, vs. Princeton (4/22/23) |
| 2, (2x), Last: at James Madison (3/3) | HR 3, (2x), Last: vs. Princeton (4/22/23) |
| — | CG — |
| — | SHO — |
| 2 games, 3/24 - 3/31 | W STREAK 2 games, 3/24/24 - 3/31/24 |
| — | L STREAK 3 games, 2/25/23 - 3/11/23 |

NOTE: Bold denotes active streak

IVY LEAGUE HONORS

| DATE | AWARD | PLAYER (SCHOOL) |
|----------|-----------|---------------------------|
| Feb. 26 | Player | Davis Baker (Penn) |
| | Pitcher | Andy Leon (Columbia) |
| | Rookie | Miles Newsome (Brown) |
| March 4 | Player | Jack Cooper (Columbia) |
| | Pitcher | Sean Matson (Harvard) |
| | Rookie | Nick Spaventa (Penn) |
| March 11 | Player | Matt Giberti (Harvard) |
| | Pitcher | Jack Seppings (Brown) |
| | Rookie | Nick Spaventa (Penn) |
| March 18 | Player | Ryan Taylor (Penn) |
| | Pitcher | Cole Zaffiro (Penn) |
| | Rookie | Marco Dumsky (Dartmouth) |
| March 25 | Player | Cole Hage (Columbia) |
| | Pitcher | Cole Zaffiro (Penn) |
| | Rookie | Gavin Collins (Penn) |
| April 1 | Player | Cole Fellows (Columbia) |
| | Pitcher | Callan Fang (Harvard) |
| | Rookie | Mark Quatrani (Cornell) |
| April 8 | Player | Jack Cooper (Columbia) |
| | Pitcher | Colton Shaw (Yale) |
| | Co-Rookie | Eric Jeon (Columbia) |
| | Co-Rookie | Huxley Holcombe (Cornell) |

IVY PRESEASON POLL

► The Ivy League preseason poll was announced on Feb. 19, with Penn pitted as the unanimous favorite following a vote of 16 panelists.

► Columbia was picked second, finishing as the only other program to reach the century mark in points (101). Harvard (97 points) and Princeton (87 points) were the other anticipated programs to round out this year's four-team Ivy League Tournament field.

► Yale was slotted to finish fifth behind its 66 points, while Cornell (37 points) and Brown (35 points) were separated by two points for sixth and seventh places. Dartmouth rounded out the eight-team league with 25 points.

2024 IVY LEAGUE PRESEASON POLL

Two Votes Per Program

| SCHOOL (First-Place Votes) | POINTS |
|----------------------------|--------|
| 1. Penn (16) | 128 |
| 2. Columbia | 101 |
| 3. Harvard | 97 |
| 4. Princeton | 87 |
| 5. Yale | 66 |
| ► 6. Cornell | 37 |
| 7. Brown | 35 |
| 8. Dartmouth | 25 |

IVY LEAGUE STANDINGS AND SCHEDULES

| as of 4/12/24 | IVY LEAGUE | | | | OVERALL | | | | | | |
|---------------|------------|------|-----|--------|---------|------|--------|------|------|---------|-----|
| OPPONENT | W-L | PCT | GB | STREAK | W-L | PCT | STREAK | HOME | AWAY | NEUTRAL | RPI |
| Columbia | 8-1 | .889 | — | W7 | 14-12 | .538 | W9 | 11-1 | 3-9 | 0-2 | 128 |
| Cornell | 6-3 | .667 | 2.0 | W1 | 8-12 | .400 | W1 | 5-1 | 3-11 | 0-0 | 223 |
| Penn | 5-4 | .556 | 3.0 | L1 | 13-15 | .464 | L2 | 7-2 | 6-13 | 0-0 | 168 |
| Princeton | 5-4 | .556 | 3.0 | W1 | 9-17 | .346 | L1 | 3-4 | 6-13 | 0-0 | 183 |
| Yale | 4-5 | .444 | 4.0 | W1 | 9-16 | .360 | W2 | 5-5 | 4-11 | 0-0 | 287 |
| Brown | 3-6 | .333 | 5.0 | L1 | 8-18 | .308 | L2 | 2-7 | 6-11 | 0-0 | 272 |
| Harvard | 3-6 | .333 | 5.0 | L1 | 6-19 | .240 | W1 | 1-3 | 3-14 | 2-2 | 260 |
| Dartmouth | 2-7 | .222 | 6.0 | L4 | 7-16 | .304 | L4 | 0-3 | 7-13 | 0-0 | 245 |

LAST WEEK'S SCORES

Tuesday, April 2

Boston College 17, Harvard 9
Bryant 14, Brown 2 (8 inn.)
Dartmouth 7, UMass Lowell 2

Saturday, April 6

Cornell 5, Harvard 4
Columbia 19, Dartmouth 6
Penn 7-9, Yale 4-6
Princeton 17, Brown 8
Brown 11, Princeton 4

Sunday, April 7

Harvard 14, Cornell 6
Cornell 6, Harvard 5
Columbia 8-19, Dartmouth 1-13
Princeton 4, Brown 2
Yale 12, Penn 3

THIS WEEK'S SCORES

Tuesday, April 9

Harvard 10, UMass 3
Monmouth 10, Princeton 3
Rhode Island 5, Brown 2

Wednesday, April 10

Boston College 7, Dartmouth 1
Columbia 14, Fordham 2
Villanova 5, Penn 3
Yale 12, Holy Cross 7

THIS WEEKEND'S SCHEDULE

Saturday, April 13

Cornell at Penn, 11:30 a.m. (DH)
Yale at Columbia, 11:30 a.m. (DH)
Brown at Dartmouth, 11:30 a.m. (DH)
Harvard at Princeton, 11:30 a.m. (DH)

Saturday, April 13

Cornell at Penn, 12:00
Yale at Columbia, 12:00
Brown at Dartmouth, 12:00
Harvard at Princeton, 12:00

GETTING ON BASE

► Senior catcher **NATHAN WAUGH** enters this weekend riding a 24-game on-base streak that dates back to last season.

► Waugh has a .326/.411/.547 slash line during his 24-game on-base streak, as the senior catcher had a 19-game hit streak snapped in the opening game of a March 30 doubleheader against Dartmouth. During his on-base streak, Waugh has recorded six doubles, five home runs, and driven in 26 runs.

IMPROVING IN ALL FACETS

► Since being swept in its doubleheader against Georgetown on March 10, Cornell has improved in numerous statistical categories on both sides of the baseball.

► Over its last 12 games, Cornell has improved its batting average by 80 points, batting .306 with 90 runs scored (7.50 runs per game) and 24 home runs (2.00 home runs per game). The Big Red has seen a 196-point increase in slugging percentage (.521) and a 259-point improvement in OPS (.906).

► Cornell has a 6-4 record over its last 12 games, including winning five of its previous six contests. After having an 11.08 ERA over its first eight games, the Big Red has logged a 4.77 ERA over its last 12 contests, a 631-point decrease. Cornell's walks-per-9-innings have decreased by 466 points (4.34), its strikeouts-per-9-inning is up 104 points (7.41) and opponents are hitting .251, down 86 points from its .337 average in the opening eight contests.

Q'S PROVIDING THE A'S

► Junior outfielder **JOHN QUINLAN** and freshman catcher **MARK QUATRANI** have been two of Cornell's most reliable hitters in Ivy League play this season.

► Quinlan is hitting a team-leading .415 (17-for-41) in Ivy play, trailing Penn's Wyatt Henseler (.419) for the conference lead in batting average, while Quinlan's 17 hits are one more than Harvard's George Cooper for the most by an Ancient Eight player in conference play.

► Quatrani has hit five home runs in Ivy play, tied with Henseler for the most in conference action, while his RBI (15) are one more than Columbia freshman infielder Eric Jeon (14).

► Both Quatrani (1.414) and Quinlan (1.052) have OPS figures north of 1.000, making them two of Cornell's three hitters with 1.000 against Ivy League opponents, joined by junior infielder **MAX JENSEN** (1.087).

CORNELL SPLIT STATS

| BATTING BY SEGMENT | | | | | | |
|--------------------|------|-----|-----|-------|-------|--|
| This Season | | | | | | |
| SPLIT | AVG | R | HR | SLG | OPS | |
| First 8 | .226 | 36 | 3 | .325 | .647 | |
| ► Last 12 | .306 | 90 | 24 | .521 | .906 | |
| CHANGE | .080 | +54 | +21 | +.196 | +.259 | |

| PITCHING BY SEGMENT | | | | | | |
|---------------------|-----|-------|-------|-------|-------|--|
| This Season | | | | | | |
| SPLIT | REC | ERA | BB/9 | SO/9 | BAA | |
| First 8 | 1-7 | 11.08 | 9.00 | 6.37 | .337 | |
| ► Last 12 | 7-5 | 4.77 | 4.34 | 7.41 | .251 | |
| CHANGE | — | -6.31 | -4.66 | +1.04 | -.086 | |

7 | 2024 BIG RED BASEBALL

CORNELL GAME NOTES | GAMES 21-23 AT PENN

SERIES HISTORY



SERIES HISTORY

PENN LEADS SERIES, 164-127-2

| | |
|---------------------|---------|
| Ithaca, N.Y. | 70-77 |
| Philadelphia, Pa. | 55-86-2 |
| Neutral Sites | 2-1 |
| Under Dan Pepicelli | 7-13 |

SCORING RECORDS

| CORNELL | PENN |
|---------------------------|---------------------------|
| Ithaca 17 | Ithaca 26 |
| COR, 17-5 (4/25/1999) | PENN, 26-9 (5/30/1896) |
| Philadelphia 23 | Philadelphia 20 |
| COR, 23-10 (4/15/2006) | PENN, 20-5 (5/21/1888) |
| Neutral Site 10 | Neutral Site 12 |
| COR, 10-5 (4/7/1984) | PENN, 12-2 (6/17/1912) |

RESULTS OF LAST 60 GAMES

| DATE | SITE | SCORE |
|-----------|-------------------|--------------------|
| 4/24/2005 | Ithaca, N.Y. | W, 7-1 |
| 4/15/2006 | Philadelphia, Pa. | W, 23-10 |
| 4/15/2006 | Philadelphia, Pa. | W, 10-1 |
| 4/16/2006 | Philadelphia, Pa. | W, 17-3 |
| 4/16/2006 | Philadelphia, Pa. | L, 6-11 |
| 4/14/2007 | Ithaca, N.Y. | L, 2-4 |
| 4/24/2007 | Ithaca, N.Y. | L, 1-13 |
| 4/24/2007 | Ithaca, N.Y. | W, 11-10 (12 inn.) |
| 4/12/2008 | Philadelphia, Pa. | W, 10-8 (10 inn.) |
| 4/12/2008 | Philadelphia, Pa. | L, 2-5 |
| 4/13/2008 | Philadelphia, Pa. | W, 16-5 |
| 4/13/2008 | Philadelphia, Pa. | W, 8-1 |
| 4/11/2009 | Ithaca, N.Y. | L, 3-6 |
| 4/11/2009 | Ithaca, N.Y. | W, 12-5 |
| 4/12/2009 | Ithaca, N.Y. | W, 6-4 |
| 4/12/2009 | Ithaca, N.Y. | W, 3-2 (9 inn.) |
| 4/17/2010 | Philadelphia, Pa. | L, 2-12 |
| 4/17/2010 | Philadelphia, Pa. | L, 2-17 |
| 4/18/2010 | Philadelphia, Pa. | W, 11-6 |
| 4/18/2010 | Philadelphia, Pa. | W, 10-9 (9 inn.) |
| 4/24/2011 | Ithaca, N.Y. | L, 2-10 |
| 4/24/2011 | Ithaca, N.Y. | W, 4-2 |
| 4/25/2011 | Ithaca, N.Y. | W, 13-4 |
| 4/25/2011 | Ithaca, N.Y. | W, 3-0 |
| 4/20/2012 | Philadelphia, Pa. | W, 3-0 |
| 4/20/2012 | Philadelphia, Pa. | W, 9-5 |
| 4/21/2012 | Philadelphia, Pa. | W, 3-0 |
| 4/21/2012 | Philadelphia, Pa. | L, 3-4 |
| 4/20/2013 | Ithaca, N.Y. | L, 0-6 |
| 4/20/2013 | Ithaca, N.Y. | W, 4-2 |
| 4/21/2013 | Ithaca, N.Y. | W, 3-1 |
| 4/21/2013 | Ithaca, N.Y. | W, 8-2 |
| 4/12/2014 | Philadelphia, Pa. | L, 2-11 |
| 4/12/2014 | Philadelphia, Pa. | W, 9-0 |
| 4/13/2014 | Philadelphia, Pa. | L, 2-9 |
| 4/13/2014 | Philadelphia, Pa. | L, 2-4 |
| 4/11/2015 | Ithaca, N.Y. | L, 2-9 |
| 4/11/2015 | Ithaca, N.Y. | L, 8-13 |
| 4/12/2015 | Ithaca, N.Y. | L, 4-5 |
| 4/12/2015 | Ithaca, N.Y. | W, 2-0 |
| 4/23/2016 | Philadelphia, Pa. | W, 7-4 |
| 4/23/2016 | Philadelphia, Pa. | L, 2-13 |
| 4/24/2016 | Philadelphia, Pa. | L, 5-16 |
| 4/24/2016 | Philadelphia, Pa. | L, 2-3 (10 inn.) |
| 4/22/2017 | Ithaca, N.Y. | W, 2-0 |
| 4/22/2017 | Ithaca, N.Y. | L, 0-5 |
| 4/23/2017 | Ithaca, N.Y. | L, 2-3 |
| 4/23/2017 | Ithaca, N.Y. | L, 0-4 |
| 4/21/2018 | Philadelphia, Pa. | L, 5-9 |
| 4/21/2018 | Philadelphia, Pa. | W, 10-9 |
| 4/22/2018 | Philadelphia, Pa. | W, 7-6 |
| 4/27/2019 | Ithaca, N.Y. | L, 2-6 |
| 4/27/2019 | Ithaca, N.Y. | W, 4-3 |
| 4/28/2019 | Ithaca, N.Y. | W, 8-7 |
| 4/16/2022 | Philadelphia, Pa. | L, 1-10 |
| 4/16/2022 | Philadelphia, Pa. | L, 4-10 |
| 4/17/2022 | Philadelphia, Pa. | L, 6-15 |
| 4/28/2023 | Ithaca, N.Y. | L, 4-5 |
| 4/28/2023 | Ithaca, N.Y. | W, 11-9 |
| 4/29/2023 | Ithaca, N.Y. | L, 3-4 |

SCOUTING PENN

- Penn enters this weekend with an overall record of 13-15 and a 5-4 mark in Ivy League play. The Quakers have lost its last two games, dropping a 12-3 decision to Yale last Sunday and falling to Villanova, 5-3, on Wednesday in Plymouth Meeting, Pa.
- The Quakers pace the Ivy League in batting average (.288), hits (272), triples (8), on-base percentage (.389), and strikeouts-per-9-innings (10.20).
- Wyatt Henseler leads the Quakers in multiple batting categories, including runs (32), home runs (14), RBI (33), total bases (87), on-base percentage (.444), and slugging percentage (.806). Henseler's home run total leads the Ivy League and ranks 23rd nationally. He also enters the weekend four hits shy of becoming Penn's third player to have 200 career hits.
- In the Quakers' loss to Villanova on Wednesday, Henseler became the Ivy League's career leader in RBI, notching his 165th and 166th RBIs on a two-run home run in the sixth inning. Henseler currently assumes the Ivy League lead in career home runs (46) and RBI (166).
- Cole Zaffiro (3-3, 4.91 ERA) has been a key cog in Penn's starting rotation this season, recording 46 strikeouts over his 36.2 innings on the mound. His 11.29 strikeouts-per-9-innings figure ranks second among Ivy League hurlers, trailing Harvard's Callan Fang (12.25). Ryan Dromboski (0-4, 10.99 ERA), like Zaffiro, has started in all seven of his appearances this season.

135 YEARS, 230 MILES, 292 MEETINGS

- Cornell and Penn have met 292 times prior to this weekend's three-game series. The Quakers own the series lead, 164-127-2, and have won five of the last six contests.
- The Big Red are seeking its first series victory over the Quakers since 2019 at Hoy Field, and its first series victory on Penn's home turf since 2018.
- Last year, Penn took two of three from Cornell in the second-ever series played at Booth Field. In the Big Red's lone victory of the series, a five-run eighth inning aided Cornell in shifting a 7-6 deficit into an 11-7 lead. **MAX JENSEN** and **NATHAN WAUGH** had RBI singles before **SAM KAPLAN** hit a three-run home run. Penn tried to stage a ninth-inning comeback behind an RBI single by Pokrovsky and a run coming on a bases-loaded fielder's choice, but **RYAN PORTER** slammed the door by getting a fly out and a strikeout to conclude the contest.

CORNELL VS. PENN

| PLAYER | GP | GS | AB | R | H | 2B | 3B | HR | RBI | BB | HBP | SO | SF | SH | SB | AVG | OBP | SLG | |
|------------------|-----|-------|-----|----|----|-----|----|------|-----|----|-----|----|----|------|----|------|------|------|----|
| Jakobi Davis | 3 | 3 | 11 | 1 | 4 | 2 | 0 | 0 | 1 | 1 | 0 | 4 | 1 | 0 | 1 | .364 | .385 | .545 | |
| Ryan Porter | 6 | 6 | 18 | 4 | 5 | 1 | 0 | 1 | 5 | 4 | 1 | 4 | 2 | 0 | 2 | .278 | .400 | .500 | |
| Max Jensen | 6 | 6 | 24 | 6 | 6 | 2 | 0 | 0 | 3 | 3 | 0 | 7 | 1 | 0 | 0 | .250 | .321 | .333 | |
| John Quinlan | 5 | 3 | 15 | 2 | 2 | 0 | 0 | 0 | 0 | 2 | 0 | 6 | 0 | 0 | 0 | .133 | .235 | .133 | |
| Nathan Waugh | 5 | 5 | 16 | 2 | 2 | 1 | 0 | 0 | 3 | 3 | 3 | 8 | 1 | 0 | 0 | .125 | .348 | .188 | |
| Matt Barnhorst | 6 | 6 | 19 | 1 | 2 | 0 | 0 | 0 | 1 | 1 | 3 | 10 | 0 | 1 | 1 | .105 | .261 | .105 | |
| Kyle Musser | 2 | 1 | 6 | 0 | 0 | 0 | 0 | 0 | 0 | 0 | 0 | 1 | 0 | 0 | 0 | .000 | .000 | .000 | |
| Braden Mack | 1 | 1 | 4 | 1 | 0 | 0 | 0 | 0 | 0 | 0 | 0 | 1 | 0 | 0 | 0 | .000 | .000 | .000 | |
| TJ Swidorski | 1 | 0 | 1 | 0 | 0 | 0 | 0 | 0 | 0 | 0 | 0 | 1 | 0 | 0 | 0 | .000 | .000 | .000 | |
| TOTALS | 35 | 31 | 114 | 17 | 21 | 6 | 0 | 1 | 13 | 14 | 7 | 42 | 5 | 1 | 4 | .184 | .300 | .263 | |
| PLAYER | W-L | ERA | APP | GS | CG | SHO | SV | IP | H | R | ER | BB | SO | AVG | WP | HP | BK | SF | SH |
| John Gerfen | 0-0 | 0.00 | 1 | 0 | 0 | 0 | 0 | 1.0 | 0 | 0 | 0 | 1 | 0 | .000 | 0 | 0 | 0 | 0 | 0 |
| Josh Shea | 0-0 | 0.00 | 1 | 0 | 0 | 0 | 0 | 0.1 | 0 | 0 | 0 | 1 | 0 | .000 | 0 | 0 | 1 | 0 | 0 |
| William Stephens | 0-0 | 0.00 | 1 | 0 | 0 | 0 | 0 | 1.0 | 0 | 0 | 0 | 1 | 1 | .000 | 0 | 1 | 0 | 0 | 0 |
| Carson Mayfield | 0-1 | 3.86 | 3 | 0 | 0 | 0 | 0 | 4.2 | 4 | 3 | 2 | 2 | 4 | .211 | 1 | 0 | 0 | 0 | 1 |
| Noah Keller | 0-0 | 5.40 | 1 | 1 | 0 | 0 | 0 | 5.0 | 7 | 3 | 3 | 1 | 5 | .318 | 0 | 0 | 0 | 0 | 0 |
| Ethan Hamill | 0-0 | 6.00 | 1 | 1 | 0 | 0 | 0 | 6.0 | 9 | 4 | 4 | 3 | 3 | .360 | 2 | 1 | 1 | 0 | 0 |
| Ryan Porter | 1-0 | 9.00 | 2 | 0 | 0 | 0 | 0 | 4.0 | 3 | 4 | 4 | 6 | 2 | .214 | 1 | 0 | 0 | 0 | 1 |
| Chris Ellison | 0-0 | 9.00 | 1 | 1 | 0 | 0 | 0 | 5.0 | 7 | 5 | 5 | 4 | 1 | .350 | 0 | 0 | 0 | 1 | 0 |
| Will Long | 0-0 | 13.50 | 1 | 0 | 0 | 0 | 0 | 0.2 | 1 | 2 | 1 | 1 | 1 | .333 | 0 | 0 | 0 | 0 | 0 |
| Beck Urofsky | 0-0 | 13.50 | 1 | 0 | 0 | 0 | 0 | 0.2 | 1 | 1 | 1 | 1 | 0 | .500 | 0 | 0 | 1 | 1 | 0 |
| Braden Mack | 0-0 | 18.00 | 2 | 0 | 0 | 0 | 0 | 3.0 | 8 | 7 | 6 | 1 | 2 | .533 | 0 | 0 | 0 | 0 | 1 |
| TOTALS | 1-1 | 7.47 | 15 | 3 | 0 | 0 | 0 | 31.1 | 40 | 29 | 26 | 22 | 19 | .315 | 4 | 2 | 3 | 2 | 3 |

BOOTH FIELD



After spending over 100-plus years at Hoy Field, Cornell's legendary, and storied, on-campus field, the Cornell baseball team officially moved to Booth Field, the program's brand-new, \$17.5 million off-campus facility on Friday, April 21, 2023.

Booth Field is named in honor of former Cornell pitcher **RICH BOOTH '82**, who has shown “extraordinary leadership and generosity — much of its anonymous — over the last four decades.”

The facility features many state-of-the-art amenities for the Cornell baseball team, including a 1500-square foot team room and lounge, 1500-square foot locker room, and a 7000-square foot indoor area for batting cages and pitching mounds. A nutrition station, Hall of Fame area, and a coaches room is included at the facility, which was completed this past summer.

BOOTH FIELD FIRSTS [ALL OCCURRED ON 4/7/23 UNLESS DENOTED]

GAME: Friday, April 21, 2023 (Princeton 11, Cornell 8)

CORNELL WIN: April 28, 2023 (Game 2 — Cornell 11, Penn 9)

ATTENDANCE: 397

TIME OF GAME | TEMPERATURE: 2:21 | 84°F

FIRST PITCH: 3:33 p.m. by Spencer Edwards, Cornell; fastball, ball

BATTER: Matt Scannell, Princeton (homered)

PLATE UMPIRE: Mike Lum

HIT: Home run by Matt Scannell, 1st inning, none on

RUN: Matt Scannell, Princeton (homered)

SINGLE: Brendan Cumming, Princeton, 1st inning

DOUBLE: Max Jensen, Cornell, 1st inning

TRIPLE: Jakobi Davis, Cornell, 2nd inning

FIRST RBI: Matt Scannell, Princeton, 1st inning (homered)

HOME RUN: Matt Scannell, Princeton, (1st inning off Spencer Edwards)

TWO-RUN HOME RUN: Kyle Vinci, Princeton, (4th inning off Spencer Edwards)

THREE-RUN HOME RUN: Kyle Vinci, Princeton, (7th inning off Carson Mayfield)

GRAND SLAM: Kyle Vinci, Princeton, 4/8/23, (7th inning off Von Baker)

PINCH-HIT HOME RUN: Never happened

INSIDE-THE-PARK HOME RUN: Never happened

WINNING PITCHER: Jackson Emus, Princeton (starter)

LOSING PITCHER: Spencer Edwards, Cornell (starter)

SAVE: Jacob Faulkner, Princeton

PUTOUT: Matt Barnhorst, Cornell (first out of 6-4-3 DP)

ASSIST: Ryan Porter, Cornell (GIDP to shortstop)

ERROR: Noah Granet, Princeton, fielding

CG SHUTOUT: Tom Chmielewski, Princeton, 4/8/23

9-INNING CG SHO: Has not happened

WALK: Cornell's John Quinlan by Princeton's Jackson Emus, 1st inning

STRIKEOUT: Princeton's Kyle Vinci by Cornell's Spencer Edwards, 1st inning

STOLEN BASE: Scott Bandura, Princeton, 4th inning

DOUBLE PLAY: Porter to Barnhorst to Jensen, Cornell, 1st inning

TRIPLE PLAY: Has not happened

BALK: Noah Keller, Cornell, 3/30/24 (G2), vs. Dartmouth

ONE-HITTER: Has not happened

NO-HITTER: Has not happened

2024 BIG RED HOME RUNS

| PLAYER | HR | vL | vR | ROAD/ | | RUNNERS ON | | | | OUTS | | | TIED | | GO AHEAD | DIRECTION | | | | | TEAM W-L | LAST HR | | | |
|-----------------|----|----|----|-------|---------|------------|---|---|---|------|---|---|------|---|----------|-----------|----|----|----|----|----------|---------|-----------|----------|----------|
| | | | | HOME | NEUTRAL | 0 | 1 | 2 | 3 | 0 | 1 | 2 | GAME | | | LF | LC | CF | RC | RF | | DATE | OPPONENT | PITCHER | AB SINCE |
| Matt Barnhorst | 5 | — | 5 | 2 | 3 | 2 | 3 | — | — | 2 | 2 | 1 | 1 | — | — | 2 | 1 | 1 | — | 1 | 3-2 | 4/7/24 | Harvard | Matson | 6 |
| Owen Carlson | — | — | — | — | — | — | — | — | — | — | — | — | — | — | — | — | — | — | — | — | — | — | — | — | — |
| Jakobi Davis | 2 | 1 | 1 | 1 | 1 | 1 | — | — | 1 | — | 1 | 1 | — | — | — | — | — | — | — | 2 | 2-0 | 3/30/24 | Dartmouth | Cortland | 14 |
| Kevin Hager | 1 | — | 1 | 1 | — | 1 | — | — | — | 1 | — | — | — | — | — | — | 1 | — | — | — | 1-0 | 3/30/24 | Dartmouth | Isler | 6 |
| Huxley Holcombe | — | — | — | — | — | — | — | — | — | — | — | — | — | — | — | — | — | — | — | — | — | — | — | — | — |
| William Jaun | — | — | — | — | — | — | — | — | — | — | — | — | — | — | — | — | — | — | — | — | — | — | — | — | — |
| Max Jensen | 3 | 1 | 2 | 1 | 2 | 3 | — | — | — | 1 | 1 | 1 | 1 | 1 | — | — | — | 1 | 1 | 1 | 1-2 | 4/6/24 | Harvard | Burns | 12 |
| Luke Johnson | — | — | — | — | — | — | — | — | — | — | — | — | — | — | — | — | — | — | — | — | — | — | — | — | — |
| Braden Mack | 1 | 1 | — | 1 | — | — | — | — | 1 | — | 1 | — | — | 1 | — | 1 | — | — | — | — | 1-0 | 3/30/24 | Dartmouth | Milberg | 23 |
| Jackson Marko | — | — | — | — | — | — | — | — | — | — | — | — | — | — | — | — | — | — | — | — | — | — | — | — | — |
| Kyle Musser | — | — | — | — | — | — | — | — | — | — | — | — | — | — | — | — | — | — | — | — | — | — | — | — | — |
| Ryan Porter | — | — | — | — | — | — | — | — | — | — | — | — | — | — | — | — | — | — | — | — | — | 4/28/23 | Penn | Zaffiro | 33 |
| Mark Quatrani | 6 | — | 6 | 4 | 2 | 3 | 1 | 1 | 1 | 5 | — | 1 | — | 1 | — | 1 | — | — | — | 5 | 3-2 | 4/7/24 | Harvard | Fang | 1 |
| John Quinlan | 3 | — | 3 | 2 | 1 | 2 | 1 | — | — | — | 2 | 1 | — | — | — | — | — | — | 1 | 2 | 3-0 | 4/6/24 | Harvard | Burns | 12 |
| TJ Swidorski | — | — | — | — | — | — | — | — | — | — | — | — | — | — | — | — | — | — | — | — | — | 2/25/23 | JMU | Murphy | 80 |
| Beck Urofsky | — | — | — | — | — | — | — | — | — | — | — | — | — | — | — | — | — | — | — | — | — | — | — | — | — |
| Matthew Walters | — | — | — | — | — | — | — | — | — | — | — | — | — | — | — | — | — | — | — | — | — | — | — | — | — |
| Nathan Waugh | 4 | 2 | 2 | 1 | 3 | 2 | 1 | — | 1 | 1 | 1 | 2 | 1 | 1 | — | — | — | 2 | 1 | 1 | 3-1 | 3/30/24 | Dartmouth | Dumsky | 20 |
| Caden Wildman | 2 | — | 2 | 1 | 1 | 1 | 1 | — | — | 1 | 1 | — | 1 | — | — | 1 | 1 | — | — | — | 2-0 | 4/7/24 | Harvard | Fang | 1 |

LEADOFF HR [0]

PLAYER (CAREER NO.) DATE / OPP

BACK-TO-BACK HR [3]

PLAYERS DATE / OPP

Quatrani / Barnhorst 3/30 (G2) vs. DART
Barnhorst / Hager 3/30 (G2) vs. DART
Davis / Quinlan 3/30 (G2) vs. DART

2-HR GAMES [1]

PLAYER (CAREER NO.) DATE / OPP

Mark Quatrani (1) 3/30 (G2) vs. DART

3-HR GAMES [0]

PLAYER (CAREER NO.) DATE / OPP

GRAND SLAMS [4]

PLAYER (CAREER NO.) DATE / OPP

Jakobi Davis (1) 3/23 at PRIN
Nathan Waugh (1) 3/30 (G1) vs. DART
Braden Mack (1) 3/30 (G2) vs. DART
Mark Quatrani (1) 3/30 (G2) vs. DART

PINCH-HIT HR [0]

PLAYER (CAREER NO.) DATE / OPP

WALK-OFF HR [0]

PLAYER (CAREER NO.) DATE / OPP

INSIDE-THE-PARK HR [0]

PLAYER (CAREER NO.) DATE / OPP

BIG RED MISCELLANEOUS BATTING

| PLAYER | MULTI-HIT GAMES | | | | | | MULTI-RBI GAMES | | | | | | HIT STREAKS | | | | HITS | | | |
|-----------------|-----------------|---|---|----|-------|--------|-----------------|---|---|----|-------|--------|-------------|-------|-----|--------|----------------------------|------------------------|---------|------|
| | 2 | 3 | 4 | 5+ | TOTAL | CAREER | 2 | 3 | 4 | 5+ | TOTAL | CAREER | 5-9 | 10-14 | 15+ | ACTIVE | 2024 HIGH | CAREER HIGH | INFIELD | BUNT |
| Matt Barnhorst | 4 | 1 | — | — | 5 | 15 | 2 | 1 | 1 | — | 4 | 9 | — | — | — | 0 | 4, (2/23 - 3/2) | 5, 2022 | — | — |
| Owen Carlson | 2 | — | — | — | 2 | 2 | — | — | — | — | — | — | — | — | — | 1 | 2, (3/16 - 3/17) | 2, 2024 | — | 1 |
| Jakobi Davis | 4 | — | — | — | 4 | 12 | — | — | 1 | — | 1 | 7 | — | — | — | 0 | 4, (2x), Last: 3/24 - 3/31 | 6, (2x), Last: 2023-24 | 2 | — |
| Kevin Hager | 2 | — | — | — | 2 | 2 | — | — | — | — | — | — | — | — | — | 0 | 3, (3/22 - 3/30) | 3, 2024 | 2 | — |
| Huxley Holcombe | — | — | — | — | — | — | — | — | — | — | — | — | — | — | — | — | — | — | — | — |
| William Jaun | — | — | — | — | — | — | — | — | — | — | — | — | — | — | — | 2 | 2, (3/10 - 3/16) | 2, 2024 | 1 | — |
| Max Jensen | 4 | 1 | 1 | — | 6 | 25 | 1 | — | — | — | 1 | 12 | 1 | — | — | 0 | 5, (3/15 - 3/24) | 8, 2022 | — | 1 |
| Luke Johnson | 1 | — | — | — | 1 | 1 | 1 | — | — | — | 1 | 1 | — | — | — | 0 | 3, (3/15 - 3/22) | 3, 2024 | — | — |
| Braden Mack | 2 | 1 | — | — | 3 | 4 | 2 | 1 | 1 | — | 4 | 4 | 1 | — | — | 1 | 8, (3/16 - 4/6) | 8, 2024 | 1 | 1 |
| Jackson Marko | — | — | — | — | — | — | — | — | — | — | — | — | — | — | — | — | — | — | — | — |
| Kyle Musser | — | — | — | — | — | 1 | — | — | — | — | — | 2 | — | — | — | 0 | — | 4, 2023 | — | — |
| Ryan Porter | 1 | — | — | — | 1 | 12 | 1 | — | — | — | 1 | 9 | — | — | — | 1 | 2, (2/23 - 2/25) | 4, 2022-23 | 1 | — |
| Mark Quatrani | 3 | 1 | — | — | 4 | 4 | 2 | 1 | — | 1 | 4 | 4 | — | — | — | 2 | 2, (3x), Last: 4/6 - 4/7 | 2, (3x), Last: 2024 | — | — |
| John Quinlan | 4 | 2 | 1 | — | 7 | 15 | 2 | — | — | — | 2 | 3 | 1 | — | — | 0 | 6, (3/23 - 4/7) | 7, 2023-24 | 3 | 1 |
| TJ Swidorski | 1 | — | — | — | 1 | 4 | — | 1 | — | — | 1 | 2 | — | — | — | 1 | 2, (2x), Last: 3/16 - 3/17 | 3, 2023 | — | — |
| Beck Urofsky | — | — | — | — | — | — | — | — | — | — | — | — | — | — | — | — | — | — | — | — |
| Matthew Walters | — | — | — | — | — | — | — | — | — | — | — | — | — | — | — | — | — | — | — | — |
| Nathan Waugh | 6 | — | — | — | 6 | 23 | 2 | 2 | 1 | — | 5 | 15 | 1 | 1 | 1 | 4 | 15, (2/23 - 3/30) | 19, 2023-24 | 1 | — |
| Caden Wildman | 3 | 3 | — | — | 6 | 6 | 2 | — | — | — | 2 | 2 | 2 | — | — | 7 | 7, (3/22 - 4/7) | 7, 2024 | 4 | 4 |

Bold denotes active streak

BIG RED 2024 BATTING SPLITS

| | AB | R | H | 2B | 3B | HR | RBI | BB | SO | AVG | OBP | SLG | OPS |
|----------|-----|-----|-----|----|----|----|-----|----|-----|------|------|------|------|
| Total | 699 | 126 | 193 | 30 | 4 | 27 | 115 | 65 | 174 | .276 | .361 | .446 | .808 |
| Home | 208 | 52 | 65 | 8 | 1 | 14 | 50 | 15 | 50 | .313 | .386 | .563 | .948 |
| Away | 491 | 74 | 128 | 22 | 3 | 13 | 65 | 50 | 124 | .261 | .351 | .397 | .748 |
| Neutral | — | — | — | — | — | — | — | — | — | — | — | — | — |
| Day | 699 | 126 | 193 | 30 | 4 | 27 | 115 | 65 | 174 | .276 | .361 | .446 | .808 |
| Night | — | — | — | — | — | — | — | — | — | — | — | — | — |
| February | 105 | 19 | 28 | 6 | 0 | 2 | 13 | 14 | 39 | .267 | .371 | .381 | .752 |
| March | 494 | 90 | 136 | 21 | 4 | 20 | 85 | 45 | 108 | .275 | .362 | .455 | .817 |
| April | 100 | 17 | 29 | 3 | 0 | 5 | 17 | 6 | 27 | .290 | .348 | .470 | .818 |
| May | — | — | — | — | — | — | — | — | — | — | — | — | — |

BIG RED LINEUP PRODUCTION

| | AB | R | H | 2B | 3B | HR | RBI | BB | SO | AVG | OBP | SLG | OPS |
|-----|----|----|----|----|----|----|-----|----|----|------|------|------|-------|
| 1st | 88 | 17 | 24 | 3 | 0 | 3 | 9 | 5 | 18 | .273 | .340 | .409 | .749 |
| 2nd | 76 | 17 | 24 | 4 | 2 | 2 | 9 | 13 | 9 | .316 | .447 | .500 | .947 |
| 3rd | 81 | 18 | 25 | 5 | 0 | 4 | 21 | 10 | 27 | .309 | .387 | .519 | .906 |
| 4th | 80 | 16 | 24 | 2 | 0 | 3 | 9 | 6 | 14 | .300 | .385 | .438 | .823 |
| 5th | 82 | 11 | 19 | 2 | 0 | 2 | 16 | 3 | 21 | .232 | .289 | .329 | .618 |
| 6th | 78 | 17 | 28 | 5 | 0 | 6 | 26 | 7 | 18 | .359 | .432 | .654 | 1.086 |
| 7th | 76 | 5 | 17 | 2 | 0 | 4 | 9 | 5 | 23 | .224 | .289 | .408 | .697 |
| 8th | 70 | 11 | 14 | 3 | 2 | 1 | 6 | 9 | 20 | .200 | .313 | .343 | .656 |
| 9th | 68 | 14 | 18 | 4 | 0 | 2 | 10 | 7 | 24 | .265 | .359 | .412 | .771 |

DAILY BATTING LOGS

| PLAYER | 3/10 (1) at GTWN | 3/10 (2) at GTWN | 3/15 at RIC | 3/16 at RIC | 3/17 at RIC | 3/22 (1) at PRIN | 3/22 (2) at PRIN | 3/24 at PRIN | 3/30 (1) vs. DART | 3/30 (2) vs. DART | 3/31 vs. DART | 4/6 vs. HAR | 4/7 (1) vs. HAR | 4/7 (2) vs. HAR |
|-----------------|---------------------|---------------------|----------------|----------------|----------------|---------------------|---------------------|-----------------|----------------------|----------------------|------------------|----------------|--------------------|--------------------|
| Matt Barnhorst | ocok | ed | ok1ww | o1k14 | k4eo1 | ooob | ooko | ko1k4 | okoo | ko4 | woko | oobo | 4bck | keko |
| Owen Carlson | | 1 | ok | 21wko | ko1o1 | o | | | o | ok | | | 1 | |
| Jakobi Davis | howk | | 2ook | o1bkk | oko1 | o2ok | kww | 4kke1 | 1kob | 1kk4 | oo12 | ookk | w11w | okkk |
| Kevin Hager | | o | | ooh2o | o | 1oo1 | 1kok | | | 1o4oo | | wowo | | kbhk |
| Huxley Holcombe | | o | | | | | | | | h | | | | |
| William Jaun | 1oe | | | 1oo | | | | | | | | | | |
| Max Jensen | dohwo | ooow | wo12o | 1d | | oow4o | 1w11 | 1ow2ow | khoo | 2hook | 3o1o1 | 4eoo | o1oo1 | kkoo |
| Luke Johnson | | kkkk | oo1ok | 1oo | | ow1w | ko | | h | k | | | o | |
| Braden Mack | 1c11o | | ooo | 1 | hhoo1 | oo1 | | 2o2ok | 1k | 4d1o | kkd1o | 1oFk | ko | kck1 |
| Kyle Musser | | | | | | | | | ooo1 | | | | d | |
| Ryan Porter | woowo | okd | ekw1 | | | | | | | | | | | |
| Mark Quatrani | | kod | | | od3w | | o4ow | holeko | | oo414 | 4ooe | okhh | oe12 | k4h1 |
| John Quinlan | | ook | | okoo4 | khoo | kk1k1 | oobco | 1ooe11 | wwk2o | w1ok4k | 111ho | o41oo | o1111 | ooko |
| TJ Swidorski | ko22 | ow | o1khk | | 1hkko | | | wwoeo | hoo1 | | ko | | kk1o | |
| Beck Urofsky | k | | | | | | | | | | | | | |
| Nathan Waugh | ewdw1 | o11 | k4k1w | k4k1k | oow1o | o1oho | kkoe1 | ooooo1 | e4oo | kkek | 2kk2w | we2k | kFk1o | k1w2 |
| Caden Wildman | k1oko | kd1 | oooo1 | kwh14 | ooo1k | koodo | 1looo | ho1k21 | co1o | h11w1 | wkwo1 | oc1o | 1kok | o141 |

KEY: 1-Single, 2-Double, 3-Triple, 4-Home Run, o-Out, k-Strikeout, w-Walk, W-Int. Walk, h-Hit by Pitch, e-Reached on Error, b-Sac Bunt, F-Sac Fly, c-Fielder's Choice, d-Double Play;
NOTE: Shading denotes started game; read left-to-right for first-to-last AB.

BIG RED W-L RECORD BY LINEUP CARD

| PLAYER | BATTING ORDER (STARTS) | | | | | | | | | BY POSITION (STARTS) | | | | | | | | |
|-----------------|------------------------|------|------|-----|-----|-----|-----|-----|-----|----------------------|-----|------|-----|-----|-----|------|------|-----|
| | 1ST | 2ND | 3RD | 4TH | 5TH | 6TH | 7TH | 8TH | 9TH | C | 1B | 2B | 3B | SS | LF | CF | RF | DH |
| Matt Barnhorst | — | — | — | — | — | 1-2 | 7-7 | 0-1 | — | — | — | 8-10 | — | — | — | — | — | — |
| Owen Carlson | — | 0-2 | — | — | — | — | 1-0 | 0-1 | — | — | — | 0-2 | 0-1 | — | — | — | — | 1-0 |
| Jakobi Davis | — | — | — | — | — | 0-2 | — | 0-1 | 8-7 | — | — | — | — | — | — | 8-10 | — | — |
| Kevin Hager | — | — | — | — | — | 0-2 | 0-1 | 4-2 | 0-1 | — | — | — | — | 4-6 | — | — | — | — |
| William Jaun | — | — | — | 0-4 | 1-0 | — | — | — | — | — | 1-2 | — | — | — | — | — | — | 0-2 |
| Max Jensen | — | 8-10 | — | 0-1 | — | — | — | — | — | — | 1-8 | — | 7-3 | — | — | — | — | — |
| Luke Johnson | 1-6 | — | — | — | — | — | — | 0-2 | — | — | — | — | 1-8 | — | — | — | — | — |
| Braden Mack | — | — | — | 1-0 | 5-4 | 1-2 | — | — | — | 0-1 | 6-2 | — | — | — | — | — | — | 1-3 |
| Jackson Marko | — | — | — | — | — | — | — | — | — | — | — | — | — | — | — | — | — | — |
| Kyle Musser | — | — | — | — | — | 1-0 | — | — | — | — | — | — | — | — | — | — | — | 1-0 |
| Ryan Porter | 0-1 | — | — | — | 1-4 | — | — | 0-1 | — | — | — | — | — | — | 1-4 | — | 0-2 | — |
| Mark Quatrani | — | — | — | — | 1-1 | 4-2 | 0-1 | 0-2 | — | 3-6 | — | — | — | — | — | — | — | 2-0 |
| John Quinlan | 7-5 | — | — | — | — | — | — | — | 0-3 | — | — | — | — | — | 7-8 | — | — | — |
| TJ Swidorski | — | — | — | — | — | 0-1 | 0-2 | 4-2 | 0-1 | — | — | — | — | 4-6 | — | — | — | — |
| Beck Urofsky | — | — | — | — | — | — | — | — | — | — | — | — | — | — | — | — | — | — |
| Matthew Walters | — | — | — | — | — | — | — | — | — | — | — | — | — | — | — | — | — | — |
| Nathan Waugh | — | — | 8-12 | — | — | — | — | — | — | 5-5 | — | — | — | — | — | — | — | 3-7 |
| Caden Wildman | — | — | — | 7-7 | 0-3 | 1-1 | 0-1 | — | — | — | — | — | — | — | — | 0-2 | 8-10 | — |

BIG RED STARTING PITCHER RUN SUPPORT

| PLAYER | RUN | | RUN SUPPORT | | TOTAL RUNS | | TOTAL RUNS | | TEAM QUALITY | |
|-----------------|-----|---------|-------------|-----------|------------|------|------------|--|--------------|--|
| | GS | SUPPORT | PER 9 IP | IN STARTS | PER START | W-L | STARTS | | | |
| Carson Mayfield | 7 | 17 | 5.04 | 37 | 5.29 | 3-4 | 1 | | | |
| Ethan Hamill | 4 | 25 | 9.38 | 36 | 9.00 | 3-1 | 3 | | | |
| William Jaun | 4 | 14 | 8.22 | 20 | 5.00 | 1-3 | 0 | | | |
| Noah Keller | 3 | 13 | 8.16 | 26 | 8.67 | 1-2 | 1 | | | |
| Huxley Holcombe | 1 | 0 | 0.00 | 2 | 2.00 | 0-1 | 0 | | | |
| Von Baker | 1 | 0 | 0.00 | 5 | 5.00 | 0-1 | 0 | | | |
| TOTALS | 20 | 69 | 7.28 | 126 | 6.30 | 8-12 | 5 | | | |

RUNS BY INNING

| | 1 | 2 | 3 | 4 | 5 | 6 | 7 | 8 | 9 | 10 | 11 | 12 | 13 | 14 | 15 | TOTAL |
|------------|----|-----|----|----|----|----|----|----|----|----|----|----|----|----|----|-------|
| BIG RED | 22 | 13 | 8 | 10 | 17 | 14 | 19 | 10 | 13 | 0 | — | — | — | — | — | 126 |
| OPPONENTS | 24 | 24 | 7 | 16 | 21 | 23 | 10 | 14 | 12 | 1 | — | — | — | — | — | 152 |
| DIFFERENCE | -2 | -11 | +1 | -6 | -4 | -9 | +9 | -4 | +1 | -1 | — | — | — | — | — | -26 |

VICTORY MARGIN

| | 1 | 2 | 3 | 4 | 5 | 6 | 7 | 8 | 9 | 10 | 11 | 12 | 13 | 14 | 15+ |
|-----------|---|---|---|---|---|---|---|---|---|----|----|----|----|----|-----|
| BIG RED | 2 | 1 | — | — | — | 1 | 2 | — | — | — | — | — | 1 | — | 1 |
| OPPONENTS | 2 | 1 | 2 | 3 | — | — | — | 1 | — | 1 | — | — | — | — | 2 |

BIG RED 2024 PITCHING SPLITS

| | W | L | SV | G | IP | H | R | ER | HR | BB | SO | ERA | AVG |
|----------|---|----|----|----|-------|-----|-----|-----|----|-----|-----|------|------|
| Total | 8 | 12 | 2 | 20 | 170.2 | 192 | 152 | 136 | 22 | 116 | 133 | 7.17 | .286 |
| Home | 5 | 1 | 1 | 6 | 54.0 | 57 | 34 | 30 | 0 | 27 | 38 | 5.00 | .285 |
| Away | 3 | 11 | 1 | 14 | 116.2 | 135 | 118 | 106 | 22 | 89 | 95 | 8.18 | .287 |
| Neutral | — | — | — | — | — | — | — | — | — | — | — | — | — |
| Day | 8 | 12 | 2 | 20 | 170.2 | 192 | 152 | 136 | 22 | 116 | 133 | 7.17 | .286 |
| Night | — | — | — | — | — | — | — | — | — | — | — | — | — |
| Starter | 5 | 8 | 0 | 20 | 85.1 | 96 | 78 | 72 | 11 | 48 | 59 | 7.59 | .277 |
| Reliever | 3 | 4 | 2 | 20 | 85.1 | 96 | 74 | 64 | 11 | 68 | 74 | 6.75 | .296 |
| February | 1 | 2 | 1 | 3 | 25.0 | 30 | 25 | 21 | 8 | 24 | 19 | 7.56 | .291 |
| March | 5 | 9 | 1 | 14 | 118.2 | 132 | 104 | 96 | 14 | 83 | 93 | 7.28 | .282 |
| April | 2 | 1 | 0 | 3 | 27.0 | 30 | 23 | 19 | 0 | 9 | 21 | 6.33 | .300 |
| May | — | — | — | — | — | — | — | — | — | — | — | — | — |

BIG RED MULTI-RUN INNINGS

| | TIMES | LAST TIME |
|---------|-------|--|
| 2 Runs | 11 | 4/7 (G2) vs. Harvard (6th inning, 1 hits) |
| 3 Runs | 9 | 4/7 (G2) vs. Harvard (8th inning, 4 hits) |
| 4 Runs | 4 | 3/31 vs. Dartmouth (7th inning, 3 hits) |
| 5 Runs | 3 | 3/31 vs. Dartmouth (1st inning, 4 hits) |
| 6 Runs | 2 | 3/30 (G2) vs. Dartmouth (5th inning, 5 hits) |
| 7 Runs | 1 | 3/24 at Princeton (1st inning, 4 hits) |
| 8 Runs | 0 | — |
| 9 Runs | 0 | — |
| 10 Runs | 0 | — |



DAN PEPICELLI

9TH SEASON AT CORNELL

Years in Role: 9th Season as Head Coach

College: SUNY Cortland '90

Coaching Location: Dugout

DAN PEPICELLI was named the Ted Thoren Head Coach of Cornell Baseball on Aug. 10, 2015, and is currently in his ninth season at the helm of the Cornell baseball program.

Pepicelli's 92 wins as the Big Red's head coach stand as the fourth-most in program history, trailing **TED THOREN** (515), **TOM FORD** (264), and **BILL WALKENBACH** (130).

Under Pepicelli's tutelage, Cornell has produced 21 All-Ivy League selections — including five First Team and eight Second Team selections. Four Big Red players have also been selected in the Major League Baseball Amateur Draft.

Before his arrival on East Hill, Pepicelli spent six seasons at Clemson where he had three coaching titles during his six-year stay. The final three years with the Tigers were as the associate head coach.

He became the Tigers' first pitching coach to lead a staff to Omaha in his first season with the squad. That year, Clemson's pitching staff posted the first of four consecutive seasons with an ERA under 4.00. Pepicelli recruited and developed Matt Crownover, who earned freshman All-America accolades in 2013 and ACC Pitcher of the Year honors in 2015, and was instrumental in assembling Baseball America's ninth-ranked recruiting class in 2015. In total, 10 Clemson pitchers were selected in the Major League Baseball Amateur Draft in Pepicelli's tenure at Clemson.

By joining the Big Red, Pepicelli returned home to upstate New York, where he previously had 11 years of head coaching experience at the Division III level between St. John Fisher and Hartwick.

After serving as an assistant coach for three seasons at Hartwick, Pepicelli was promoted to head coach for the 1999 season. Following his two-year tenure at Hartwick, Pepicelli was head coach and assistant athletic director at St. John Fisher for nine seasons (2001-09). Pepicelli was a two-time Empire 8 Coach of the Year (2001, 2007), with the latter coming when the Cardinals advanced to the NCAA Division III College World Series for the first time in program history.

Pepicelli's teams at St. John Fisher had winning records in each of his last seven seasons. His team garnered national recognition for sportsmanship in 2008 after a line-drive foul ball struck the opposing team's third-base coach in the head during the ninth inning of the play-in game of the 2008 ECAC Upstate Championship. Despite the fact the Cardinals were trailing, Pepicelli and the Cardinals elected to concede the game, ending any hope of clinching a berth an NCAA Tournament berth. The Committee on Sportsmanship and Ethical Conduct presented Pepicelli's team with the NCAA All-Divisions Sportsmanship Award.

Along with being the baseball coach at St. John Fisher, Pepicelli was the head strength and conditioning coach where he spent three years on the NCAA Competitive Safeguards Committee. He is a certified strength and conditioning specialist and is a member of the National Strength & Conditioning Association.

A native of Schenectady, N.Y., Pepicelli is married to the former Robyn Molloy, who played for and served as an assistant coach with the Syracuse women's soccer team. The couple has a daughter, Mia, and a son, Owen.

#24

PEPICELLI'S FILE

COACHING EXPERIENCE

| | |
|------------|--|
| 1988 | Mohawk Valley CC (Volunteer Assistant) |
| 1996-98 | Hartwick (Assistant Coach) |
| 1999-2000 | Hartwick (Head Coach) |
| 2001-09 | St. John Fisher (Head Coach) |
| 2010 | Clemson (Assistant Coach) |
| 2011-12 | Clemson (Assistant Head Coach) |
| 2013-15 | Clemson (Associate Head Coach) |
| 2016-Pres. | Cornell (Head Coach) |

PLAYING EXPERIENCE

| | |
|---------|------------------|
| 1986-87 | Mohawk Valley CC |
| 1990 | SUNY Cortland |
| 1991 | SUNY Oneonta |

EDUCATION

SUNY Cortland

• B.S., Economics and Management Science, 1990

NCAA COACHING CAREER

| SEASON | OVERALL | W-L% | CONF. | W-L% |
|-----------------------------|--------------|-------------|------------|-------------|
| HARTWICK (1999-2000) | | | | |
| 1999 | 9-22 | .290 | — | — |
| 2000 | 12-18 | .400 | 3-3 | .500 |
| TOTAL | 21-40 | .344 | 3-3 | .500 |

| | | | | |
|----------------------------------|------------------|-------------|--------------|-------------|
| ST. JOHN FISHER (2001-09) | | | | |
| 2001 | 19-14 | .576 | 6-2 | .750 |
| 2002 | 15-19 | .441 | 3-3 | .500 |
| 2003 | 16-16 | .500 | 4-4 | .500 |
| 2004 | 27-14 | .659 | 4-4 | .500 |
| 2005 | 22-15 | .595 | 5-3 | .625 |
| 2006 | 26-15 | .634 | 9-7 | .563 |
| 2007 | 28-13 | .683 | 7-5 | .583 |
| 2008 | 25-14-2 | .634 | 9-7 | .563 |
| 2009 | 22-17 | .564 | 8-8 | .500 |
| TOTAL | 200-137-2 | .593 | 55-43 | .561 |

| | | | | |
|------------------------------|-----------------------------------|-------------|----------------|-------------|
| CORNELL (2016- PRES.) | | | | |
| 2016 | 14-24 | .368 | 7-13 | .350 |
| 2017 | 21-17 | .553 | 9-11 | .450 |
| 2018 | 14-22-1 | .392 | 9-12 | .429 |
| 2019 | 14-24 | .368 | 8-13 | .381 |
| 2020 | 1-8 | .111 | — | — |
| 2021 | — NO SEASON (COVID-19 PANDEMIC) — | | | |
| 2022 | 11-25 | .306 | 5-16 | .238 |
| 2023 | 9-26 | .257 | 8-13 | .381 |
| 2024 | 8-12 | .400 | 6-3 | .667 |
| TOTAL | 92-158-1 | .369 | 52-81 | .391 |
| OVERALL | 313-335-3 | .483 | 110-127 | .464 |



#14

TOM FORD

ASSOCIATE HEAD COACH
34TH SEASON AT CORNELL



#27

JOHN TOPPA

ASSISTANT COACH
2ND SEASON AT CORNELL



#44

JUSTIN DEVOID

VOLUNTEER ASSISTANT COACH
2ND SEASON AT CORNELL

THE LAST TIME...

A CORNELL TEAM SCORED...

| | |
|-------------------------------|--|
| 10+ Runs in a Game | 11, vs. Dartmouth (3/31/24 - W, 11-4) |
| 15+ Runs in a Game | 17, vs. Dartmouth (3/30/24 - G2 - W, 17-2) |
| 20+ Runs in a Game | 27, at Towson (4/5/17 - W, 27-14) |
| 25+ Runs in a Game | 27, at Towson (4/5/17 - W, 27-14) |
| 5+ Runs in an Inning | 5, vs. Dartmouth (3/31/24 - B1 - W, 11-4) |
| 6+ Runs in an Inning | 6, vs. Dartmouth (3/30/24 - G2 - B5 - W, 17-2) |
| 7+ Runs in an Inning | 7, at Princeton (3/24/24 - T1 - W, 15-2) |
| 8+ Runs in an Inning | 8, vs. Yale (4/2/22 - G2 - B7 - W, 12-9) |
| 9+ Runs in an Inning | 12, at Harvard (4/10/11 - G2 - T2 - W, 18-5) |
| 10+ Runs in an Inning | 12, at Harvard (4/10/11 - G2 - T2 - W, 18-5) |
| 10+ Runs in Consecutive Games | 17, vs. Dartmouth (3/30/24 - G2 - W, 17-2) 11, vs. Dartmouth (3/31/24 - W, 11-4) |
| 10+ Runs in 3+ Straight Games | 15, at James Madison (3/15/14 - G1 - L, 15-16) 17, at James Madison (3/15/14 - G2 - W, 17-8) 14, at James Madison (3/16/14 - W, 14-8 - 10 inn.) 16, at Virginia (4/7/1902 - W, 16-10) 10, at Navy (4/9/1902 - W, 10-6) |
| 10+ Runs in 4+ Straight Games | 11, vs. Rochester (4/12/1902 - W, 11-1) 12, vs. Niagara (4/19/1902 - W, 12-4) 10, vs. Columbia (4/26/1902 - W, 10-7) |

A CORNELL TEAM RECORDED...

| | |
|--------------------------------|---|
| 15+ Hits in a Game | 15, vs. Harvard (4/7/24 - G1 - L, 6-14) |
| 20+ Hits in a Game | 28, at Towson (4/5/17 - W, 27-14) |
| 25+ Hits in a Game | 28, at Towson (4/5/17 - W, 27-14) |
| 5+ Doubles in a Game | 6, at Columbia (4/2/23 - G2 - W, 13-8) |
| 6+ Doubles in a Game | 6, at Columbia (4/2/23 - G2 - W, 13-8) |
| 7+ Doubles in a Game | 7, at George Mason (3/12/17 - W, 9-3) |
| 8+ Doubles in a Game | 9, at James Madison (3/15/14 - G1 - L, 15-16) |
| 9+ Doubles in a Game | 9, at James Madison (3/15/14 - G1 - L, 15-16) |
| 2+ Triples in a Game | 3, vs. Dartmouth (4/23/22 - G1 - W, 12-7) |
| 3+ Triples in a Game | 3, vs. Dartmouth (4/23/22 - G1 - W, 12-7) |
| 4+ Triples in a Game | 4, at Bucknell (3/4/00 - G2 - W, 8-6) |
| 3+ Home Runs in a Game | 7, vs. Dartmouth (3/30/24 - G2 - W, 17-2) |
| 4+ Home Runs in a Game | 7, vs. Dartmouth (3/30/24 - G2 - W, 17-2) |
| 5+ Home Runs in a Game | 7, vs. Dartmouth (3/30/24 - G2 - W, 17-2) |
| 6+ Home Runs in a Game | 7, vs. Dartmouth (3/30/24 - G2 - W, 17-2) |
| 7+ Home Runs in a Game | 7, vs. Dartmouth (3/30/24 - G2 - W, 17-2) |
| Leadoff Home Run | Adam Saks, at Harvard (4/13/19 - G2 - L, 1-7) |
| Back-to-Back Home Runs | Mark Quatrani (grand slam) & Matt Barnhorst (solo) — B5, Matt Barnhorst (solo) & Kevin Hager (solo) — B5, & Jakobi Davis (solo) & John Quinlan (solo) — B7, vs. Dartmouth (3/30/24 - G2 - W, 17-2) |
| Back-to-Back-to-Back Home Runs | M.Quatrani (4-run), M.Barnhorst & K.Hager (solo), vs. Dartmouth (3/30/24 - G2 - W, 17-2) |
| Two Grand Slams in a Game | B.Mack & M.Quatrani, vs. Dartmouth (3/30/24 - G2 - W, 17-2) |
| Drew 10+ Walks in a Game | 10, at Georgia Tech (2/23/24 - L, 6-9) |
| Drew 15+ Walks in a Game | 16, at Bucknell (5/1/96 - G1 - W, 18-3) |
| Hit by 3+ Pitches in a Game | 3, vs. Dartmouth (3/30/24 - G2 - W, 17-2) |
| Hit by 4+ Pitches in a Game | 4, at Richmond (3/17/24 - L, 4-8) |
| Hit by 5+ Pitches in a Game | 5, at Yale (4/5/14 - G2 - W, 6-4) |
| Hit by 6+ Pitches in a Game | 7, at Penn (4/15/06 - G2 - W, 23-10) |
| Hit by 7+ Pitches in a Game | 7, at Penn (4/15/06 - G2 - W, 23-10) |
| 4+ Stolen Bases in a Game | 4, vs. Dartmouth (3/30/24 - G1 - W, 7-5) |
| 5+ Stolen Bases in a Game | 5, vs. Princeton (4/22/23 - G1 - L, 5-8) |
| 6+ Stolen Bases in a Game | 7, at Coppin State (3/5/22 - G2 - W, 14-5) |
| 7+ Stolen Bases in a Game | 7, at Coppin State (3/5/22 - G2 - W, 14-5) |
| 8+ Stolen Bases in a Game | 9, at George Washington (3/9/14 - G2 - W, 8-1) |
| 9+ Stolen Bases in a Game | 9, at George Washington (3/9/14 - G2 - W, 8-1) |
| 10+ Stolen Bases in a Game | 10, vs. Sampson Air Force Base (6/2/52 - W, 8-3) |

A CORNELL PITCHING STAFF...

| | |
|--------------------------------|--|
| Threw a No-Hitter | Connor Kaufmann, vs. Dartmouth (4/1/12 — W, 2-0) |
| Threw a Combined No-Hitter | Kerry Brooks (3 inn.), Rob Wilson (3 inn.), Doug Petillo (1 inn.), vs. Rochester (4/5/89 - G1 - W, 2-1) |
| Threw a Perfect Game | Gary Gronowski, vs. Oneonta (5/11/76 — W, 1-0) |
| Shutout an Opponent | at Brown (5/7/22 - G2 - W, 3-0) |
| Shutout an Ivy League Opponent | at Brown (5/7/22 - G2 - W, 3-0) |
| Posted Consecutive Shutouts | vs. Oneonta (5/2/86 - G1 - W, 4-0) vs. Oneonta (5/2/86 - G2 - W, 5-0) |
| Struck out 10+ Batters | 13, at Princeton (3/22/24 - G2 - L, 3-4) |
| Struck out 11+ Batters | 13, at Princeton (3/22/24 - G2 - L, 3-4) |
| Struck out 12+ Batters | 13, at Princeton (3/22/24 - G2 - L, 3-4) |
| Struck out 13+ Batters | 13, at Princeton (3/22/24 - G2 - L, 3-4) |
| Struck out 14+ Batters | 14, vs. Niagara (2/29/20 - G2 - L, 6-8) |
| Struck out 15+ Batters | 15, vs. Canisius (4/4/18 - W, 6-5) |
| Struck out 16+ Batters | 18, at Princeton (4/29/09 - W, 9-0) |
| Struck out 17+ Batters | 18, at Princeton (4/29/09 - W, 9-0) |
| Struck out 18+ Batters | 18, at Princeton (4/29/09 - W, 9-0) |

A CORNELL TEAM ALLOWED...

| | |
|-----------------------|---|
| 10+ Runs in a Game | 14, vs. Harvard (4/7/24 - G1 - L, 6-14) |
| 15+ Runs in a Game | 20, at Georgetown (3/10/24 - G2 - L, 0-20) |
| 20+ Runs in a Game | 20, at Georgetown (3/10/24 - G2 - L, 0-20) |
| 25+ Runs in a Game | 31, at UC Santa Barbara (3/25/04 - L, 3-31) |
| 5+ Runs in an Inning | 6, vs. Harvard (4/7/24 - G1 - T9 - L, 6-14) |
| 6+ Runs in an Inning | 6, vs. Harvard (4/7/24 - G1 - T9 - L, 6-14) |
| 7+ Runs in an Inning | 7, at Georgetown (3/10/24 - G2 - B4 - L, 0-20) |
| 8+ Runs in an Inning | 16, at Georgetown (3/10/24 - G1 - B2 - L, 6-24) |
| 9+ Runs in an Inning | 16, at Georgetown (3/10/24 - G1 - B2 - L, 6-24) |
| 10+ Runs in an Inning | 16, at Georgetown (3/10/24 - G1 - B2 - L, 6-24) |

A CORNELL TEAM DEFENSIVELY...

| | |
|----------------------------------|---|
| Committed 5+ Errors in a Game | 6, vs. Binghamton (4/20/22 - W, 10-9 - 10 inn.) |
| Committed 6+ Errors in a Game | 6, vs. Binghamton (4/20/22 - W, 10-9 - 10 inn.) |
| Committed 7+ Errors in a Game | 7, at Le Moyne (4/15/97 - L, 8-14) |
| Committed 8+ Errors in a Game | 8, at Pacific (3/20/96 - L, 7-18) |
| Committed 9+ Errors in a Game | 10, vs. Le Moyne (4/8/92 - G1 - L, 3-19) |
| Committed 10+ Errors in a Game | 10, vs. Le Moyne (4/8/92 - G1 - L, 3-19) |
| Turned 3+ Double Plays in a Game | 3, at Georgia Tech (2/25/24 - W, 11-4) |
| Turned 4+ Double Plays in a Game | 4, vs. Penn (4/24/11 - G2 - L, 2-10) |
| No Errors in 3+ Straight Games | 3 games (3/22/24 - 3/24/24) |
| No Errors in 4+ Straight Games | 4 games (5/3/22 - 5/8/22) |

A CORNELL TEAM...

| | |
|-----------------------------------|---|
| Played an Extra-Inning Game | at Princeton (3/22/24 - G1 - L, 3-4 - 10 inn.) |
| Played a Top-25 Team | at #5 Wake Forest (3/5/23 - L, 3-10) |
| Swept a Doubleheader | vs. Dartmouth (3/30/24 - W, 7-5; W, 17-2) |
| Swept a 3-Game Series | vs. Dartmouth (3/30/24 - 3/31/24) |
| Swept a 3-Game Ivy League Series | vs. Dartmouth (3/30/24 - 3/31/24) |
| Swept a 4-Game Series | at Maryland Eastern Shore (3/2/12 - 3/4/12) |
| Swept a 4-Game Ivy League Series | vs. Penn (4/23/05 - 4/24/05) |
| Swept in Doubleheader | at Princeton (3/22/24 - L, 3-4 - 10 inn.; L, 3-4) |
| Swept in 3-Game Series | at James Madison (3/1/24 - 3/3/24) |
| Swept in 3-Game Ivy League Series | vs. Princeton (4/21/23 - 4/22/23) |
| Swept in 4-Game Series | at Columbia (4/18/15 - 4/19/15) |
| Swept in 4-Game Ivy League Series | at Columbia (4/18/15 - 4/19/15) |

Bold denotes occurred during 2024 season

A CORNELL INDIVIDUAL...

| | |
|--|--|
| Scored 4+ Runs in a Game | 4, John Quinlan, at Princeton (3/24/24 - W, 15-2) |
| Scored 5+ Runs in a Game | 5, Will Simoneit, at Towson (4/5/17 - W, 24-17) |
| Recorded 4+ Hits in a Game | 4, John Quinlan, vs. Harvard (4/7/24 - G1 - L, 6-14) |
| Recorded 5+ Hits in a Game | 5, Will Simoneit, at Army (4/3/19 - W, 4-1) |
| Recorded 6+ Hits in a Game | 6, Trey Baur, at Towson (4/5/17 - W, 24-17) |
| Recorded 2+ Doubles in a Game | 2, Nathan Waugh, vs. Dartmouth (3/31/24 - W, 17-2) |
| Recorded 3+ Doubles in a Game | 3, Max Jensen, vs. Yale (4/2/22 - G2 - W, 12-9) |
| Recorded 2+ Triples in a Game | 2, Sam Kaplan, vs. Dartmouth (4/23/22 - G1 - W, 12-7) |
| Recorded 3+ Triples in a Game | 3, Steve Caputi, vs. Cortland (4/30/79 - W, 15-11) |
| Had a Multi-Home Run Game | 2, Mark Quatrani, vs. Dartmouth (3/30/24 - G2 - W, 17-2) |
| Had a 3-Home Run Game | 3, Dale Wickham, vs. Princeton (4/30/16 - W, 4-3) |
| Hit a Grand Slam | Braden Mack & Mark Quatrani, vs. Dartmouth (3/30/24 - G2 - W, 17-2) |
| Recorded 5+ RBI in a Game | 6, Mark Quatrani, vs. Dartmouth (3/30/24 - G2 - W, 17-2) |
| Recorded 6+ RBI in a Game | 6, Mark Quatrani, vs. Dartmouth (3/30/24 - G2 - W, 17-2) |
| Recorded 7+ RBI in a Game | 7, Adam Jacobs, at UNC Greensboro (3/20/07 - L, 12-13 - 10 inn.) |
| Recorded 8+ RBI in a Game | 8, Ira Degenhardt, vs. Seton Hall (6/9/1927 - W, 11-5) |
| Drew 3+ Walks in a Game | 3, Max Jensen, at Georgia Tech (2/23/24 - L, 6-9) |
| Drew 4+ Walks in a Game | 4, Justin Taylor, at Baylor (2/23/19 - L, 3-10) |
| Drew 5+ Walks in a Game | 5, Steve Caputi, at Hawai'i-Hilo (3/21/79 - W, 9-8) |
| Stole 2+ Bases in a Game | 3, Ryan Porter, vs. Princeton (4/22/23 - G1 - L, 5-8) |
| Stole 3+ Bases in a Game | 3, Ryan Porter, vs. Princeton (4/22/23 - G1 - L, 5-8) |
| Stole 4+ Bases in a Game | 6, Tom D'Alessandro, at George Washington (3/9/14 - G2 - W, 8-1) |
| Stole 5+ Bases in a Game | 6, Tom D'Alessandro, at George Washington (3/9/14 - G2 - W, 8-1) |
| Stole 6+ Bases in a Game | 6, Tom D'Alessandro, at George Washington (3/9/14 - G2 - W, 8-1) |
| Hit by 2+ Pitches in a Game | 2, Mark Quatrani, vs. Harvard (4/6/24 - W, 6-5) |
| Hit by 3+ Pitches in a Game | 3, Mickey Brodsky, vs. Harvard (4/8/08 - G2 - L, 1-2) |
| Recorded Walk-Off Win | Max Jensen (hit by pitch), vs. Binghamton (4/20/22 - W, 10-9 - 10 inn.) |
| Recorded Walk-Off Win on Batted Ball | Matt Barnhorst (sacrifice fly), vs. Yale (4/2/22 - G1 - W, 2-1) |
| Recorded Walk-Off Win on Hit | Will Simoneit (3-run home run), vs. Penn (4/28/19 - W, 8-7) |
| Recorded Walk-Off Home Run | Will Simoneit (3-run), vs. Penn (4/28/19 - W, 8-7) |
| Recorded a 10-Game Hit Streak | 19 games, Nathan Waugh (2023-24) |
| Recorded a 15-Game Hit Streak | 19 games, Nathan Waugh (2023-24) |
| Recorded a 15-Game On-Base Streak | 24 games, Nathan Waugh (2023-24) 19 games, Jakobi Davis (2023-24) |
| Recorded a 20-Game On-Base Streak | 24 games, Nathan Waugh (2023-24) |
| Recorded a 30-Game On-Base Streak | 42 games, Nathan Ford (2008-09) |
| Recorded a 40-Game On-Base Streak | 42 games, Nathan Ford (2008-09) |
| A CORNELL PITCHER... | |
| Threw a 7-Inning No-Hitter | Connor Kaufmann, vs. Dartmouth (4/1/12 - W, 2-0) |
| Threw a 9-Inning No-Hitter | Larry Rafalski, vs. Hartwick (4/25/68 - W, 7-0) |
| Threw a Perfect Game | Gary Gronowski, vs. Oneonta (5/11/76 - W, 1-0) - 7-inning game |
| Threw a 7-Inning Complete Game | Tim Willittes, vs. Penn (4/22/17 - G1 - L, 0-5) |
| Threw a 7-Inning Complete Game Shutout | Brian McAfee, vs. Princeton (4/26/15 - G1 - W, 10-0) |
| Threw a 9-Inning Complete Game | Luke Yacinich, at Brown (5/7/22 - G1 - W, 3-0) - 111 pitches |
| Threw a 9-Inning Complete Game Shutout | Luke Yacinich, at Brown (5/7/22 - G1 - W, 3-0) - 111 pitches |
| Pitched 3+ Scoreless Innings of Relief | Huxley Holcombe (5.0 IP), vs. Harvard (4/6/24 - W, 6-5) - 64 pitches |
| Pitched 3+ Hitless Innings of Relief | Spencer Edwards (3.0 IP), at VCU (3/11/22 - L, 5-10) - 48 pitches |
| Pitched 4+ Scoreless Innings of Relief | Huxley Holcombe (5.0 IP), vs. Harvard (4/6/24 - W, 6-5) - 64 pitches |
| Pitched 5+ Scoreless Innings of Relief | Huxley Holcombe (5.0 IP), vs. Harvard (4/6/24 - W, 6-5) - 64 pitches |
| Struck out 10+ Batters | 10, Justin Lewis, at Navy (3/4/17 - G2 - L, 7-8) |
| Struck out 11+ Batters | 13, Tim Willittes, at Bucknell (3/19/16 - G2 - W, 5-2) |
| Struck out 12+ Batters | 13, Tim Willittes, at Bucknell (3/19/16 - G2 - W, 5-2) |
| Struck out 13+ Batters | 13, Tim Willittes, at Bucknell (3/19/16 - G2 - W, 5-2) |
| Struck out 14+ Batters | 15, Chris Schutt, at Columbia (4/19/03) |
| Struck out 15+ Batters | 15, Chris Schutt, at Columbia (4/19/03) |

Bold denotes occurred during 2024 season

BIG RED TRENDS

| CATEGORY | 2024 | UNDER PEPICELLI |
|-------------------------------|------|-----------------|
| Overall | 8-12 | 92-158-1 |
| Ivy League Opponents | 6-3 | 52-81 |
| Non-Conference Opponents | 2-9 | 40-77-1 |
| vs. Power 5 Opponent | 1-2 | 3-23 |
| vs. Non-Power 5 Opponent | 1-7 | 37-54-1 |
| Home | 5-1 | 32-45-1 |
| Away | 3-11 | 55-107 |
| Neutral | 0-0 | 5-6 |
| Day Games (before 5 p.m.) | 8-12 | 89-151-1 |
| Night Games (5 p.m. or later) | 0-0 | 3-7 |
| February | 1-2 | 1-19 |
| March | 5-9 | 35-60 |
| April | 2-1 | 46-69-1 |
| May | 0-0 | 10-10 |
| Scoring 0-2 Runs | 0-3 | 7-70 |
| Scoring 3-5 Runs | 1-6 | 24-59-1 |
| Scoring 6-9 Runs | 3-3 | 32-28 |
| Scoring 10-Plus Runs | 4-0 | 29-1 |
| Allowing 0-2 Runs | 2-0 | 34-8 |
| Allowing 3-5 Runs | 6-3 | 37-35-1 |
| Allowing 6-9 Runs | 0-5 | 19-63 |
| Allowing 10-Plus Runs | 0-4 | 2-52 |
| Leading after Six Innings | 7-2 | 70-12 |
| Trailing after Six Innings | 0-10 | 17-135 |
| Tied after Six Innings | 1-0 | 5-11-1 |
| Leading after Seven Innings | 7-1 | 63-7 |
| Trailing after Seven Innings | 1-11 | 12-124 |
| Tied after Seven Innings | 0-0 | 6-8-1 |
| Leading after Eight Innings | 8-0 | 67-3 |
| Trailing after Eight Innings | 0-11 | 5-128 |
| Tied after Eight Innings | 0-1 | 7-8-1 |
| Big Red with No Home Runs | 0-5 | 36-102 |
| Big Red Hit a Home Run | 8-7 | 56-56-1 |
| Hits One Home Run | 3-7 | 35-47-1 |
| Hits Multiple Home Runs | 5-0 | 21-9 |
| Big Red Are Errorless | 3-3 | 34-38 |
| Big Red Has an Error | 5-9 | 58-120-1 |
| Commits One Error | 5-6 | 33-46-1 |
| Commits Multiple Errors | 0-3 | 25-74 |
| Out-hit Opponent | 6-4 | 72-21 |
| Out-hit by Opponent | 2-7 | 15-128-1 |
| Hits are Equal | 0-1 | 5-9 |
| Big Red Scores First | 6-4 | 58-51-1 |
| Opponent Scores First | 2-8 | 34-107 |
| Extra-Inning Games | 0-1 | 6-10-1 |
| One-Run Games | 2-2 | 24-33 |
| Two-Run Games | 1-1 | 17-22 |
| Five-Plus-Run Games | 5-4 | 26-72 |
| Shutouts | 0-1 | 6-19 |

INDIVIDUAL AND TEAM GAME HIGHS

INDIVIDUAL GAME HIGHS

| BATTING | | BATTING | |
|-------------------|--|-----------------------|---|
| At-Bats | 6, (2x), Last: John Quinlan & Nathan Waugh, at Princeton (3/24/24) | At-Bats | 44, at Princeton (3/24/24) |
| Runs Scored | 4, John Quinlan, at Princeton (3/24/24) | Runs Scored | 17, vs. Dartmouth (3/30/24 - G2) |
| Hits | 4, (2x), Last: John Quinlan, vs. Harvard (4/7/24 - G1) | Hits | 16, vs. Dartmouth (3/30/24 - G2) |
| Runs Batted In | 6, Mark Quatrani, vs. Dartmouth (3/30/24 - G2) | Runs Batted In | 17, vs. Dartmouth (3/30/24 - G2) |
| Doubles | 2, (3x), Last: Nathan Waugh, vs. Dartmouth (3/31/24) | Doubles | 4, at Princeton (3/24/24) |
| Triples | 1, (4x), Last: Max Jensen, vs. Dartmouth (3/31/24) | Triples | 1, (4x), Last: vs. Dartmouth (3/31/24) |
| Home Runs | 2, Mark Quatrani, vs. Dartmouth (3/31/24) | Home Runs | 7, vs. Dartmouth (3/30/24 - G2) |
| Walks Drawn | 3, Max Jensen, at Georgia Tech (2/23/24) | Walks Drawn | 10, at Georgia Tech (2/25/24) |
| Strikeouts | 4, Luke Johnson, at Georgetown (3/10/24 - G2) | Strikeouts | 14, (3x), Last: vs. Harvard (4/7/24 - G2) |
| Sacrifice Bunts | 1, (10x), Last: Kevin Hager, vs. Harvard (4/7/24 - G2) | Sacrifice Bunts | 2, at Richmond (3/16/24) |
| Sacrifice Flies | 1, (3x), Last: Nathan Waugh, vs. Harvard (4/7/24 - G1) | Sacrifice Flies | 1, (3x), Last: vs. Harvard (4/7/24 - G1) |
| Stolen Bases | 1, (16x), Last: Caden Wildman, vs. Harvard (4/6/24) | Stolen Bases | 4, vs. Dartmouth (3/30/24 - G1) |
| Hit by Pitches | 2, (3x), Last: Mark Quatrani, vs. Harvard (4/6/24) | Hit by Pitches | 4, at Richmond (3/17/24) |
| Caught Stealing | 1, (9x), Last: Matt Barnhorst, vs. Harvard (4/7/24 - G1) | Caught Stealing | 2, at Georgetown (3/10/24 - G1) |
| | | Hit into Double Plays | 4, at Georgetown (3/10/24 - G2) |
| | | Runners Left on Base | 12, (2x), Last: at Richmond (3/17/24) |
| PITCHING | | PITCHING | |
| Innings Pitched | 7.0, Ethan Hamill, vs. Dartmouth (3/31/24) | Innings Pitched | 9.2, at Princeton (3/22/24 - G1) |
| Hits Allowed | 8, (3x), Last: Ethan Hamill, vs. Harvard (4/7/24 - G2) | Hits Allowed | 20, at Georgetown (3/10/24 - G1) |
| Runs Allowed | 9, Carson Mayfield, at Georgetown (3/10/24 - G1) | Runs Allowed | 24, at Georgetown (3/10/24 - G1) |
| Earned Runs | 9, Carson Mayfield, at Georgetown (3/10/24 - G1) | Earned Runs | 21, at Georgetown (3/10/24 - G1) |
| Walks Issued | 5, (3x), Last: William Jaun, at James Madison (3/3/24) | Walks Issued | 16, at Georgetown (3/10/24 - G1) |
| Strikeouts | 9, Noah Keller, at Princeton (3/22/24 - G2) | Strikeouts | 13, at Princeton (3/22/24 - G2) |
| Doubles Allowed | 3, Huxley Holcombe, at Georgia Tech (2/24/24) | Doubles Allowed | 6, at Georgia Tech (2/24/24) |
| Triples Allowed | 1, (6x), Last: Carson Mayfield, at Richmond (3/16/24) | Triples Allowed | 2, at Georgetown (3/10/24 - G1) |
| Home Runs Allowed | 3, Huxley Holcombe, at Georgia Tech (2/24/24) | Home Runs Allowed | 4, at Georgia Tech (2/24/24) |
| Wild Pitches | 2, (2x), Last: William Jaun, at Richmond (3/15/24) | Wild Pitches | 3, (2x), Last: at Richmond (3/17/24) |
| Hit Batsmen | 2, (3x), Last: Carson Mayfield, vs. Harvard (4/6/24) | Hit Batsmen | 3, (2x), Last: at Georgetown (3/10/24 - G2) |
| FIELDING | | FIELDING | |
| Putouts | 12, (2x), Last: Braden Mack, at Princeton (3/24/24) | Putouts | 29, at Princeton (3/22/24 - G1) |
| Assists | 7, Max Jensen, vs. Dartmouth (3/31/24) | Assists | 16, at Richmond (3/16/24) |
| Errors | 2, Nathan Waugh, at Georgia Tech (2/23/24) | | |
| Passed Balls | 2, Nathan Waugh, at Richmond (3/15/24) | | |

2024 CORNELL BASEBALL JERSEY TRACKER



WHITE
Home: 0-0
Road: 0-0
Neutral: 0-0



GRAY
Home: 0-0
Road: 0-5
Neutral: 0-0



RED
Home: 3-0
Road: 1-2
Neutral: 0-0



BLACK
Home: 2-1
Road: 2-4
Neutral: 0-0

| Date | Opponent | Result | Date | Opponent | Result | Date | Opponent | Result | Date | Opponent | Result |
|------|----------|--------|----------|------------------|------------------|----------|------------------|---------|----------|------------------|---------|
| | | | 2/23 | at Georgia Tech | L, 6-9 | 2/24 | at Georgia Tech | L, 2-12 | 2/25 | at Georgia Tech | W, 11-4 |
| | | | 3/1 | at James Madison | L, 1-5 | 3/2 | at James Madison | L, 5-8 | 3/3 | at James Madison | L, 5-7 |
| | | | 3/15 | at Richmond | L, 4-8 | 3/16 | at Richmond | W, 9-3 | 3/10 (1) | at Georgetown | L, 6-24 |
| | | | 3/22 (1) | at Princeton | L, 3-4 (10 inn.) | 3/30 (1) | vs. Dartmouth | W, 7-5 | 3/10 (2) | at Georgetown | L, 0-20 |
| | | | 3/22 (2) | at Princeton | L, 3-4 | 3/30 (2) | vs. Dartmouth | W, 17-2 | 3/17 | at Richmond | L, 4-8 |
| | | | | | | 4/6 | vs. Harvard | W, 5-4 | 3/24 | at Princeton | W, 15-2 |
| | | | | | | | | | 3/31 | vs. Dartmouth | W, 11-4 |
| | | | | | | | | | 4/7 (1) | vs. Harvard | L, 6-14 |
| | | | | | | | | | 4/7 (2) | vs. Harvard | W, 6-5 |

| 2024 GAME-BY-GAME BATTING STATISTICS | | | | | | | | | | | | | | | | | | | | | | | | | | |
|--------------------------------------|------------------|----|----|----|-----|----|----|----|----|----|-----|----|----|-----|-----|----|-----|----|----|----|---|-----|------|------|------|------|
| DATE | OPPONENT | AB | R | H | RBI | 2B | 3B | HR | TB | BB | IBB | SB | CS | HBP | SAC | SF | GDP | SO | PO | A | E | LOB | AVG | OBP | SLG | OPS |
| 2/23 | at Georgia Tech | 33 | 6 | 8 | 4 | 2 | 0 | 0 | 10 | 10 | 0 | 1 | 1 | 0 | 1 | 0 | 0 | 11 | 24 | 8 | 3 | 11 | .242 | .419 | .303 | .722 |
| 2/24 | at Georgia Tech | 34 | 2 | 9 | 2 | 1 | 0 | 1 | 13 | 2 | 0 | 0 | 0 | 2 | 0 | 0 | 1 | 14 | 24 | 7 | 1 | 8 | .254 | .383 | .343 | .726 |
| 2/25 | at Georgia Tech | 38 | 11 | 11 | 7 | 3 | 0 | 1 | 17 | 2 | 1 | 0 | 1 | 2 | 1 | 1 | 0 | 14 | 27 | 14 | 1 | 6 | .267 | .371 | .381 | .752 |
| 3/1 | at James Madison | 32 | 1 | 6 | 1 | 1 | 0 | 0 | 7 | 2 | 0 | 0 | 0 | 1 | 0 | 0 | 0 | 6 | 24 | 13 | 1 | 7 | .248 | .346 | .343 | .689 |
| 3/2 | at James Madison | 35 | 5 | 8 | 5 | 2 | 1 | 0 | 12 | 1 | 0 | 1 | 0 | 1 | 0 | 0 | 0 | 12 | 24 | 8 | 0 | 5 | .244 | .332 | .343 | .675 |
| 3/3 | at James Madison | 31 | 5 | 6 | 5 | 2 | 1 | 1 | 13 | 4 | 0 | 1 | 0 | 1 | 0 | 0 | 1 | 9 | 24 | 7 | 1 | 4 | .236 | .328 | .355 | .682 |
| 3/10 | at Georgetown | 34 | 6 | 8 | 5 | 2 | 0 | 0 | 10 | 6 | 0 | 0 | 2 | 2 | 0 | 0 | 2 | 6 | 24 | 5 | 2 | 9 | .236 | .336 | .346 | .682 |
| 3/10 | at Georgetown | 28 | 0 | 4 | 0 | 0 | 0 | 0 | 4 | 2 | 0 | 1 | 0 | 0 | 0 | 0 | 4 | 8 | 24 | 10 | 1 | 3 | .226 | .322 | .325 | .647 |
| 3/15 | at Richmond | 37 | 4 | 10 | 4 | 2 | 0 | 1 | 15 | 5 | 0 | 0 | 1 | 1 | 0 | 0 | 0 | 9 | 24 | 5 | 1 | 12 | .232 | .329 | .334 | .663 |
| 3/16 | at Richmond | 38 | 9 | 15 | 9 | 2 | 0 | 4 | 29 | 3 | 0 | 2 | 0 | 2 | 2 | 0 | 1 | 9 | 27 | 16 | 2 | 9 | .250 | .344 | .382 | .726 |
| 3/17 | at Richmond | 37 | 4 | 10 | 4 | 0 | 1 | 1 | 15 | 2 | 0 | 1 | 0 | 4 | 0 | 0 | 1 | 7 | 24 | 7 | 1 | 12 | .252 | .346 | .385 | .731 |
| 3/22 | at Princeton | 35 | 3 | 9 | 2 | 1 | 0 | 1 | 13 | 3 | 0 | 1 | 1 | 1 | 1 | 0 | 1 | 5 | 29 | 8 | 0 | 7 | .252 | .345 | .383 | .729 |
| 3/22 | at Princeton | 35 | 3 | 9 | 3 | 0 | 0 | 1 | 12 | 4 | 0 | 0 | 0 | 0 | 1 | 0 | 0 | 7 | 24 | 4 | 0 | 9 | .253 | .344 | .380 | .725 |
| 3/24 | at Princeton | 44 | 15 | 15 | 14 | 4 | 0 | 2 | 25 | 4 | 0 | 0 | 1 | 2 | 0 | 0 | 0 | 7 | 27 | 12 | 0 | 8 | .261 | .351 | .397 | .748 |
| 3/30 | DARTMOUTH | 32 | 7 | 7 | 6 | 1 | 0 | 1 | 11 | 2 | 0 | 4 | 0 | 3 | 1 | 0 | 0 | 5 | 27 | 10 | 1 | 7 | .258 | .349 | .394 | .743 |
| 3/30 | DARTMOUTH | 40 | 17 | 16 | 17 | 1 | 0 | 7 | 38 | 3 | 0 | 1 | 0 | 3 | 0 | 0 | 1 | 11 | 27 | 9 | 1 | 5 | .268 | .359 | .433 | .792 |
| 3/31 | DARTMOUTH | 36 | 11 | 13 | 10 | 3 | 1 | 1 | 21 | 4 | 0 | 2 | 1 | 1 | 0 | 0 | 1 | 7 | 27 | 14 | 0 | 6 | .274 | .364 | .442 | .806 |
| 4/6 | HARVARD | 30 | 5 | 6 | 5 | 1 | 0 | 2 | 13 | 3 | 0 | 1 | 0 | 2 | 1 | 1 | 0 | 5 | 27 | 10 | 0 | 8 | .270 | .361 | .442 | .803 |
| 4/7 | HARVARD | 38 | 6 | 15 | 6 | 1 | 0 | 1 | 19 | 2 | 0 | 0 | 1 | 0 | 1 | 1 | 1 | 8 | 27 | 13 | 3 | 9 | .277 | .364 | .445 | .809 |
| 4/7 | HARVARD | 32 | 6 | 8 | 6 | 1 | 0 | 2 | 15 | 1 | 0 | 0 | 0 | 2 | 1 | 0 | 0 | 14 | 27 | 12 | 1 | 6 | .276 | .361 | .446 | .808 |

| 2024 GAME-BY-GAME PITCHING STATISTICS | | | | | | | | | | | | | | | | | | | | | | | | |
|---------------------------------------|------------------|-----|----|----|----|----|----|----|----|----|----|----|-----|----|-----|-------|---|----|----|-------|------|-------|------|--|
| DATE | OPPONENT | IP | H | R | ER | BB | SO | 2B | 3B | HR | WP | BK | HBP | DP | IBB | SCORE | W | L | SV | ERA | WHIP | BB/9 | SO/9 | |
| 2/23 | at Georgia Tech | 8.0 | 11 | 9 | 5 | 10 | 8 | 3 | 1 | 2 | 2 | 0 | 0 | 0 | 0 | 6-9 | 0 | 1 | 0 | 5.63 | 2.63 | 11.25 | 9.00 | |
| 2/24 | at Georgia Tech | 8.0 | 12 | 12 | 12 | 9 | 8 | 6 | 0 | 4 | 2 | 0 | 3 | 1 | 0 | 2-12 | 0 | 2 | 0 | 9.56 | 2.63 | 10.69 | 9.00 | |
| 2/25 | at Georgia Tech | 9.0 | 7 | 4 | 4 | 5 | 3 | 1 | 0 | 2 | 1 | 0 | 1 | 3 | 0 | 11-4 | 1 | 2 | 1 | 7.56 | 2.16 | 8.64 | 6.84 | |
| 3/1 | at James Madison | 8.0 | 8 | 5 | 5 | 2 | 4 | 1 | 0 | 2 | 0 | 0 | 0 | 1 | 0 | 1-5 | 1 | 3 | 1 | 7.09 | 1.94 | 7.09 | 6.27 | |
| 3/2 | at James Madison | 8.0 | 10 | 8 | 8 | 7 | 3 | 2 | 1 | 0 | 1 | 0 | 2 | 0 | 0 | 5-8 | 1 | 4 | 1 | 7.46 | 1.98 | 7.24 | 5.71 | |
| 3/3 | at James Madison | 8.0 | 7 | 7 | 7 | 6 | 4 | 0 | 0 | 2 | 1 | 0 | 1 | 0 | 0 | 5-7 | 1 | 5 | 1 | 7.53 | 1.92 | 7.16 | 5.51 | |
| 3/10 | at Georgetown | 8.0 | 20 | 24 | 21 | 16 | 6 | 4 | 2 | 1 | 1 | 0 | 1 | 0 | 0 | 6-24 | 1 | 6 | 1 | 9.79 | 2.28 | 8.68 | 5.68 | |
| 3/10 | at Georgetown | 8.0 | 18 | 20 | 18 | 10 | 10 | 2 | 1 | 2 | 3 | 0 | 3 | 0 | 0 | 0-20 | 1 | 7 | 1 | 11.08 | 2.43 | 9.00 | 6.37 | |
| 3/15 | at Richmond | 8.0 | 9 | 8 | 7 | 6 | 10 | 0 | 0 | 1 | 2 | 0 | 0 | 0 | 0 | 4-8 | 1 | 8 | 1 | 10.73 | 2.37 | 8.75 | 6.90 | |
| 3/16 | at Richmond | 9.0 | 9 | 3 | 3 | 1 | 6 | 2 | 1 | 2 | 0 | 0 | 2 | 2 | 0 | 9-3 | 2 | 8 | 1 | 9.88 | 2.23 | 7.90 | 6.80 | |
| 3/17 | at Richmond | 8.0 | 9 | 8 | 6 | 6 | 4 | 4 | 0 | 1 | 3 | 1 | 2 | 1 | 0 | 4-8 | 2 | 9 | 1 | 9.60 | 2.20 | 7.80 | 6.60 | |
| 3/22 | at Princeton | 9.2 | 4 | 4 | 4 | 3 | 10 | 0 | 0 | 1 | 0 | 0 | 2 | 0 | 0 | 3-4 | 2 | 10 | 1 | 9.03 | 2.06 | 7.31 | 6.86 | |
| 3/22 | at Princeton | 8.0 | 6 | 4 | 4 | 4 | 13 | 2 | 0 | 1 | 1 | 1 | 0 | 0 | 0 | 3-4 | 2 | 11 | 1 | 8.69 | 2.00 | 7.11 | 7.44 | |
| 3/24 | at Princeton | 9.0 | 5 | 2 | 2 | 4 | 6 | 2 | 0 | 1 | 0 | 0 | 1 | 1 | 0 | 15-2 | 3 | 11 | 1 | 8.18 | 1.92 | 6.87 | 7.33 | |
| 3/30 | DARTMOUTH | 9.0 | 10 | 5 | 5 | 7 | 6 | 1 | 0 | 0 | 2 | 0 | 0 | 2 | 0 | 7-5 | 4 | 11 | 2 | 7.95 | 1.92 | 6.88 | 7.23 | |
| 3/30 | DARTMOUTH | 9.0 | 11 | 2 | 2 | 6 | 5 | 2 | 0 | 0 | 1 | 1 | 0 | 1 | 0 | 17-2 | 5 | 11 | 2 | 7.55 | 1.92 | 6.82 | 7.08 | |
| 3/31 | DARTMOUTH | 9.0 | 6 | 4 | 4 | 5 | 6 | 1 | 0 | 0 | 1 | 0 | 1 | 1 | 0 | 11-4 | 6 | 11 | 2 | 7.33 | 1.87 | 6.70 | 7.02 | |
| 4/6 | HARVARD | 9.0 | 5 | 4 | 4 | 2 | 6 | 2 | 0 | 0 | 0 | 0 | 2 | 2 | 0 | 5-4 | 7 | 11 | 2 | 7.13 | 1.81 | 6.43 | 6.96 | |
| 4/7 | HARVARD | 9.0 | 15 | 14 | 11 | 4 | 8 | 4 | 0 | 0 | 1 | 1 | 2 | 0 | 0 | 6-14 | 7 | 12 | 2 | 7.35 | 1.82 | 6.29 | 7.01 | |
| 4/7 | HARVARD | 9.0 | 10 | 5 | 4 | 3 | 7 | 1 | 0 | 0 | 1 | 0 | 1 | 1 | 0 | 6-5 | 8 | 12 | 2 | 7.17 | 1.80 | 6.12 | 7.01 | |

2024 CORNELL OVERALL STATISTICS

Overall8-12

Home5-1

Away3-11

Neutral0-0

Ivy League6-3

BATTING STATISTICS

| # | PLAYER | AVG | GP | GS | AB | R | H | 2B | 3B | HR | RBI | TB | SLG% | BB | HBP | SO | GDP | OB% | SF | SH | SB | ATT |
|-----------|-----------------|------|----|----|-----|-----|-----|----|----|----|-----|-----|------|-----|-----|-----|-----|------|----|----|----|-----|
| 4 | Caden Wildman | .346 | 20 | 20 | 78 | 17 | 27 | 3 | 0 | 2 | 8 | 36 | .462 | 8 | 4 | 15 | 2 | .433 | 0 | 1 | 3 | 4 |
| 1 | John Quinlan | .344 | 15 | 15 | 64 | 14 | 22 | 2 | 0 | 3 | 8 | 33 | .516 | 4 | 2 | 11 | 1 | .400 | 0 | 1 | 4 | 4 |
| 7 | Max Jensen | .314 | 19 | 19 | 70 | 16 | 22 | 4 | 2 | 3 | 10 | 39 | .557 | 11 | 5 | 7 | 2 | .442 | 0 | 1 | 1 | 1 |
| 40 | Nathan Waugh | .313 | 20 | 20 | 80 | 18 | 25 | 5 | 0 | 4 | 21 | 42 | .525 | 10 | 1 | 27 | 2 | .391 | 1 | 0 | 0 | 0 |
| 23 | Braden Mack | .308 | 16 | 13 | 52 | 10 | 16 | 3 | 0 | 1 | 14 | 22 | .423 | 0 | 3 | 9 | 2 | .339 | 1 | 0 | 0 | 2 |
| 22 | Jakobi Davis | .258 | 18 | 18 | 62 | 15 | 16 | 3 | 1 | 2 | 9 | 27 | .435 | 7 | 2 | 29 | 0 | .352 | 0 | 2 | 3 | 4 |
| 2 | Matt Barnhorst | .239 | 18 | 18 | 67 | 9 | 16 | 1 | 0 | 5 | 15 | 32 | .478 | 5 | 0 | 20 | 1 | .292 | 0 | 3 | 2 | 5 |
| 8 | Luke Johnson | .171 | 15 | 9 | 41 | 5 | 7 | 2 | 0 | 0 | 2 | 9 | .220 | 2 | 3 | 11 | 0 | .261 | 0 | 0 | 1 | 1 |
| 15 | Owen Carlson | .304 | 12 | 4 | 23 | 3 | 7 | 1 | 0 | 0 | 0 | 8 | .348 | 3 | 0 | 6 | 0 | .385 | 0 | 0 | 1 | 1 |
| 19 | Mark Quatrani | .300 | 12 | 11 | 40 | 8 | 12 | 1 | 1 | 6 | 18 | 33 | .825 | 2 | 4 | 8 | 2 | .391 | 0 | 0 | 0 | 0 |
| 18 | TJ Swidorski | .212 | 10 | 10 | 33 | 4 | 7 | 2 | 0 | 0 | 3 | 9 | .273 | 4 | 3 | 11 | 0 | .341 | 1 | 1 | 1 | 2 |
| 6 | Kyle Musser | .200 | 2 | 1 | 5 | 0 | 1 | 0 | 0 | 0 | 0 | 1 | .200 | 0 | 0 | 0 | 1 | .200 | 0 | 0 | 0 | 0 |
| 12 | Ryan Porter | .192 | 12 | 7 | 26 | 4 | 5 | 1 | 0 | 0 | 3 | 6 | .231 | 4 | 0 | 8 | 1 | .300 | 0 | 0 | 0 | 1 |
| 20 | Kevin Hager | .189 | 12 | 10 | 37 | 3 | 7 | 1 | 0 | 1 | 3 | 11 | .297 | 3 | 2 | 7 | 0 | .286 | 0 | 1 | 0 | 0 |
| 30 | William Jaun | .158 | 9 | 9 | 19 | 0 | 3 | 1 | 0 | 0 | 1 | 4 | .211 | 2 | 0 | 4 | 0 | .238 | 0 | 0 | 0 | 0 |
| 25 | Beck Urofsky | .000 | 2 | 0 | 1 | 0 | 0 | 0 | 0 | 0 | 0 | 0 | .000 | 0 | 0 | 1 | 0 | .000 | 0 | 0 | 0 | 0 |
| 37 | Huxley Holcombe | .000 | 10 | 1 | 1 | 0 | 0 | 0 | 0 | 0 | 0 | 0 | .000 | 0 | 1 | 0 | 0 | .500 | 0 | 0 | 0 | 0 |
| TOTALS | | .276 | 20 | | 699 | 126 | 193 | 30 | 4 | 27 | 115 | 312 | .446 | 65 | 30 | 174 | 14 | .361 | 3 | 10 | 16 | 25 |
| OPPONENTS | | .288 | 20 | | 671 | 153 | 193 | 40 | 6 | 22 | 142 | 311 | .463 | 116 | 24 | 133 | 13 | .406 | 9 | 7 | 33 | 39 |

PITCHING STATISTICS

| # | PLAYER | ERA | W | L | APP | GS | CG | SHO | SV | IP | H | R | ER | BB | SO | 2B | 3B | HR | AB | AVG | WP | HBP | BK | SFA | SHA |
|-----------|---------------------|-------|----|----|-----|----|----|-----|-------|------|-----|-----|-----|-----|----|----|----|-----|------|-------|----|-----|----|-----|-----|
| 16 | Noah Keller | 3.97 | 0 | 2 | 7 | 3 | 0 | 0/0 | 0 | 22.2 | 29 | 20 | 10 | 18 | 22 | 8 | 0 | 0 | 95 | .305 | 0 | 0 | 1 | 1 | 0 |
| 13 | Ethan Hamill | 4.36 | 2 | 1 | 7 | 4 | 0 | 0/0 | 1 | 33.0 | 33 | 21 | 16 | 13 | 18 | 5 | 1 | 6 | 127 | .260 | 3 | 4 | 1 | 0 | 1 |
| 37 | Huxley Holcombe | 6.65 | 1 | 2 | 7 | 1 | 0 | 0/0 | 0 | 21.2 | 25 | 16 | 16 | 12 | 9 | 4 | 1 | 4 | 84 | .298 | 3 | 2 | 0 | 2 | 2 |
| 32 | Carson Mayfield | 8.01 | 2 | 2 | 7 | 7 | 0 | 0/0 | 0 | 30.1 | 34 | 27 | 27 | 12 | 23 | 5 | 2 | 4 | 121 | .281 | 3 | 4 | 0 | 0 | 0 |
| 3 | Chris Ellison | 2.84 | 1 | 0 | 7 | 0 | 0 | 0/0 | 0 | 6.1 | 4 | 3 | 2 | 5 | 8 | 0 | 0 | 0 | 21 | .190 | 1 | 0 | 0 | 1 | 1 |
| 21 | John Gerfen | 4.50 | 0 | 0 | 2 | 0 | 0 | 0/0 | 0 | 2.0 | 3 | 1 | 1 | 0 | 2 | 1 | 0 | 0 | 10 | .300 | 0 | 0 | 1 | 0 | 0 |
| 36 | Nathaniel Jennewein | 6.52 | 0 | 1 | 6 | 0 | 0 | 0/0 | 0 | 9.2 | 7 | 7 | 7 | 8 | 10 | 2 | 1 | 1 | 35 | .200 | 1 | 3 | 0 | 0 | 0 |
| 12 | Ryan Porter | 6.75 | 0 | 1 | 6 | 0 | 0 | 0/0 | 1 | 6.2 | 9 | 5 | 5 | 4 | 6 | 1 | 0 | 0 | 25 | .360 | 1 | 0 | 1 | 1 | 0 |
| 28 | Max Foster | 9.64 | 0 | 0 | 6 | 0 | 0 | 0/0 | 0 | 4.2 | 9 | 5 | 5 | 9 | 6 | 3 | 1 | 2 | 22 | .409 | 1 | 0 | 0 | 0 | 0 |
| 33 | Von Baker | 9.95 | 1 | 0 | 7 | 1 | 0 | 0/0 | 0 | 12.2 | 11 | 14 | 14 | 12 | 11 | 4 | 0 | 2 | 46 | .239 | 3 | 3 | 0 | 2 | 0 |
| 30 | William Jaun | 11.74 | 1 | 3 | 4 | 4 | 0 | 0/0 | 0 | 15.1 | 16 | 20 | 20 | 16 | 11 | 2 | 0 | 2 | 56 | .286 | 3 | 2 | 0 | 1 | 3 |
| 25 | Beck Urofsky | 13.50 | 0 | 0 | 1 | 0 | 0 | 0/0 | 0 | 0.2 | 2 | 1 | 1 | 1 | 1 | 2 | 0 | 0 | 4 | .500 | 1 | 1 | 0 | 0 | 0 |
| 9 | Story Kimura | 14.40 | 0 | 0 | 5 | 0 | 0 | 0/0 | 0 | 5.0 | 10 | 8 | 8 | 3 | 6 | 2 | 0 | 1 | 24 | .417 | 3 | 2 | 0 | 1 | 0 |
| 17 | William Stephens | ∞ | 0 | 0 | 2 | 0 | 0 | 0/0 | 0 | 0.0 | 1 | 4 | 4 | 3 | 0 | 1 | 0 | 0 | 1 | 1.000 | 0 | 3 | 0 | 0 | 0 |
| TOTALS | | 7.17 | 8 | 12 | 20 | 0 | 0 | 2 | 170.2 | 193 | 152 | 136 | 116 | 133 | 40 | 6 | 22 | 671 | .288 | 23 | 24 | 4 | 9 | 7 | |
| OPPONENTS | | 5.47 | 12 | 8 | 20 | 0 | 1 | 5 | 176.0 | 193 | 126 | 107 | 65 | 174 | 30 | 4 | 27 | 699 | .276 | 17 | 30 | 1 | 3 | 10 | |

2024 CORNELL IVY LEAGUE STATISTICS

Overall8-12

Home5-1

Away3-11

Neutral0-0

Ivy League6-3

BATTING STATISTICS

| # | PLAYER | AVG | GP | GS | AB | R | H | 2B | 3B | HR | RBI | TB | SLG% | BB | HBP | SO | GDP | OB% | SF | SH | SB | ATT |
|-----------|-----------------|------|----|----|-----|----|----|----|----|----|-----|-----|------|----|-----|----|-----|-------|----|----|----|-----|
| 1 | John Quinlan | .415 | 9 | 9 | 41 | 12 | 17 | 1 | 0 | 2 | 6 | 24 | .585 | 3 | 1 | 7 | 0 | .467 | 0 | 1 | 3 | 3 |
| 4 | Caden Wildman | .405 | 9 | 9 | 37 | 10 | 15 | 1 | 0 | 1 | 6 | 19 | .514 | 3 | 2 | 5 | 1 | .476 | 0 | 0 | 1 | 1 |
| 7 | Max Jensen | .368 | 9 | 9 | 38 | 8 | 14 | 2 | 1 | 2 | 7 | 24 | .632 | 4 | 2 | 4 | 0 | .455 | 0 | 0 | 0 | 0 |
| 19 | Mark Quatrani | .346 | 7 | 7 | 26 | 7 | 9 | 1 | 0 | 5 | 15 | 25 | .962 | 1 | 4 | 3 | 0 | .452 | 0 | 0 | 0 | 0 |
| 22 | Jakobi Davis | .313 | 9 | 9 | 32 | 10 | 10 | 2 | 0 | 2 | 6 | 18 | .563 | 4 | 0 | 12 | 0 | .389 | 0 | 1 | 3 | 3 |
| 23 | Braden Mack | .300 | 8 | 8 | 30 | 6 | 9 | 2 | 0 | 1 | 12 | 14 | .467 | 0 | 0 | 8 | 2 | .290 | 1 | 0 | 0 | 1 |
| 20 | Kevin Hager | .294 | 5 | 5 | 17 | 3 | 5 | 0 | 0 | 1 | 1 | 8 | .471 | 2 | 1 | 4 | 0 | .400 | 0 | 1 | 0 | 0 |
| 40 | Nathan Waugh | .270 | 9 | 9 | 37 | 9 | 10 | 4 | 0 | 1 | 10 | 17 | .459 | 4 | 1 | 11 | 0 | .349 | 1 | 0 | 0 | 0 |
| 15 | Owen Carlson | .200 | 5 | 0 | 5 | 0 | 1 | 0 | 0 | 0 | 0 | 1 | .200 | 0 | 0 | 1 | 0 | .200 | 0 | 0 | 0 | 0 |
| 6 | Kyle Musser | .200 | 2 | 1 | 5 | 0 | 1 | 0 | 0 | 0 | 0 | 1 | .200 | 0 | 0 | 0 | 1 | .200 | 0 | 0 | 0 | 0 |
| 18 | TJ Swidorski | .143 | 4 | 4 | 14 | 3 | 2 | 0 | 0 | 0 | 0 | 2 | .143 | 2 | 1 | 3 | 0 | .294 | 0 | 0 | 1 | 2 |
| 2 | Matt Barnhorst | .125 | 9 | 9 | 32 | 3 | 4 | 0 | 0 | 3 | 6 | 13 | .406 | 1 | 0 | 9 | 0 | .152 | 0 | 3 | 1 | 3 |
| 8 | Luke Johnson | .125 | 7 | 2 | 8 | 2 | 1 | 0 | 0 | 0 | 0 | 1 | .125 | 2 | 1 | 2 | 0 | .364 | 0 | 0 | 0 | 0 |
| 37 | Huxley Holcombe | .000 | 4 | 0 | 0 | 0 | 0 | 0 | 0 | 0 | 0 | 0 | .000 | 0 | 1 | 0 | 0 | 1.000 | 0 | 0 | 0 | 0 |
| TOTALS | | .304 | 9 | | 322 | 73 | 98 | 13 | 1 | 18 | 69 | 167 | .519 | 26 | 14 | 69 | 4 | .379 | 2 | 6 | 9 | 13 |
| OPPONENTS | | .245 | 9 | | 294 | 44 | 72 | 15 | 0 | 3 | 40 | 96 | .327 | 38 | 9 | 67 | 6 | .344 | 5 | 2 | 10 | 13 |

PITCHING STATISTICS

| # | PLAYER | ERA | W | L | APP | GS | CG | SHO | SV | IP | H | R | ER | BB | SO | 2B | 3B | HR | AB | AVG | WP | HBP | BK | SFA | SHA |
|-----------|---------------------|--------|---|---|-----|----|----|-----|------|------|----|----|----|----|----|----|----|-----|------|-------|----|-----|----|-----|-----|
| 3 | Chris Ellison | 0.00 | 1 | 0 | 4 | 0 | 0 | 0/0 | 0 | 4.0 | 1 | 0 | 0 | 3 | 4 | 0 | 0 | 0 | 11 | .091 | 1 | 0 | 0 | 1 | 0 |
| 36 | Nathaniel Jennewein | 1.69 | 0 | 0 | 3 | 0 | 0 | 0/0 | 0 | 5.1 | 2 | 1 | 1 | 4 | 6 | 0 | 0 | 0 | 17 | .118 | 0 | 1 | 0 | 0 | 0 |
| 37 | Huxley Holcombe | 1.80 | 1 | 1 | 3 | 0 | 0 | 0/0 | 0 | 10.0 | 4 | 2 | 2 | 4 | 5 | 0 | 0 | 0 | 31 | .129 | 1 | 1 | 0 | 1 | 1 |
| 13 | Ethan Hamill | 2.29 | 2 | 0 | 3 | 3 | 0 | 0/0 | 0 | 19.2 | 16 | 6 | 5 | 6 | 11 | 3 | 0 | 1 | 70 | .229 | 0 | 1 | 0 | 0 | 1 |
| 16 | Noah Keller | 2.51 | 0 | 1 | 3 | 3 | 0 | 0/0 | 0 | 14.1 | 18 | 7 | 4 | 6 | 13 | 5 | 0 | 0 | 59 | .305 | 0 | 0 | 1 | 1 | 0 |
| 21 | John Gerfen | 4.50 | 0 | 0 | 2 | 0 | 0 | 0/0 | 0 | 2.0 | 3 | 1 | 1 | 0 | 2 | 1 | 0 | 0 | 10 | .300 | 0 | 0 | 1 | 0 | 0 |
| 33 | Von Baker | 5.79 | 1 | 0 | 3 | 0 | 0 | 0/0 | 0 | 4.2 | 2 | 3 | 3 | 3 | 6 | 0 | 0 | 1 | 15 | .133 | 2 | 1 | 0 | 1 | 0 |
| 32 | Carson Mayfield | 6.32 | 1 | 0 | 3 | 3 | 0 | 0/0 | 0 | 15.2 | 15 | 11 | 11 | 4 | 15 | 3 | 0 | 1 | 59 | .254 | 1 | 3 | 0 | 0 | 0 |
| 12 | Ryan Porter | 9.64 | 0 | 1 | 4 | 0 | 0 | 0/0 | 1 | 4.2 | 7 | 5 | 5 | 4 | 5 | 1 | 0 | 0 | 17 | .412 | 1 | 0 | 1 | 1 | 0 |
| 9 | Story Kimura | 108.00 | 0 | 0 | 1 | 0 | 0 | 0/0 | 0 | 0.1 | 3 | 4 | 4 | 2 | 0 | 1 | 0 | 0 | 4 | .750 | 1 | 1 | 0 | 0 | 0 |
| 17 | William Stephens | ∞ | 0 | 0 | 1 | 0 | 0 | 0/0 | 0 | 0.0 | 1 | 4 | 4 | 2 | 0 | 1 | 0 | 0 | 1 | 1.000 | 0 | 1 | 0 | 0 | 0 |
| TOTALS | | 4.46 | 6 | 3 | 9 | 0 | 0 | 1 | 80.2 | 72 | 44 | 40 | 40 | 38 | 67 | 15 | 0 | 3 | 294 | .245 | 7 | 9 | 3 | 5 | 2 |
| OPPONENTS | | 7.83 | 3 | 6 | 9 | 0 | 0 | 1 | 77.0 | 98 | 73 | 67 | 26 | 69 | 13 | 1 | 18 | 322 | .304 | 11 | 14 | 1 | 2 | 6 | |

GAME-BY-GAME INFORMATION

| DATE | OPPONENT | TIME/ FINAL | CORNELL | | | | OPPONENT | | | | REC | IVY | POS | GB | WIN | LOSS | SAVE | TIME | ATT |
|------|------------------|-------------------------------------|---------|----|---|-----|----------|----|---|-----|------|-----|-------|-----|-----------------------|------------------------|-------------------|------|-------|
| | | | R | H | E | LOB | R | H | E | LOB | | | | | | | | | |
| 2/23 | at Georgia Tech | L, 6-9 | 6 | 8 | 3 | 11 | 9 | 11 | 1 | 12 | 0-1 | — | — | — | Stanford (1-0) | Keller (0-1) | — | 3:02 | 1,063 |
| 2/24 | at Georgia Tech | L, 2-12 | 2 | 9 | 1 | 8 | 12 | 12 | 0 | 11 | 0-2 | — | — | — | Finateri (2-0) | Holcombe (0-1) | — | 2:45 | 1,320 |
| 2/25 | at Georgia Tech | W, 11-4 | 11 | 11 | 1 | 6 | 4 | 7 | 2 | 7 | 1-2 | — | — | — | Jaun (1-0) | Patel (0-1) | Hamill (1) | 2:36 | 1,182 |
| 3/1 | at James Madison | L, 1-5 | 1 | 6 | 1 | 7 | 5 | 8 | 0 | 4 | 1-3 | — | — | — | Mozoki (1-1) | Mayfield (0-1) | — | 1:57 | 321 |
| 3/2 | at James Madison | L, 5-8 | 5 | 8 | 0 | 5 | 8 | 10 | 1 | 10 | 1-4 | — | — | — | Kleinfelter (1-0) | Jennewein (0-1) | Logar (2) | 2:30 | 521 |
| 3/3 | at James Madison | L, 5-7 | 5 | 6 | 1 | 4 | 7 | 7 | 0 | 7 | 1-5 | — | — | — | Kinsler (3-0) | Jaun (1-1) | Vogatsky (2) | 2:18 | 540 |
| 3/9 | at Georgetown | GAME CANCELED (NO MAKEUP SCHEDULED) | | | | | | | | | | 1-5 | — | — | — | | | | |
| 3/10 | at Georgetown | L, 6-24 | 6 | 8 | 2 | 9 | 24 | 20 | 3 | 13 | 1-6 | — | — | — | Williams (2-0) | Mayfield (0-2) | — | 3:20 | 297 |
| 3/10 | at Georgetown | L, 0-20 | 0 | 4 | 1 | 3 | 20 | 18 | 1 | 11 | 1-7 | — | — | — | Mastroianni (2-0) | Jaun (1-2) | Leckzas (2) | 2:41 | 301 |
| 3/15 | at Richmond | L, 4-8 | 4 | 10 | 1 | 12 | 8 | 9 | 1 | 8 | 1-8 | — | — | — | Roche (2-3) | Jaun (1-3) | Hentschel (2) | 2:40 | 215 |
| 3/16 | at Richmond | W, 9-3 | 9 | 16 | 2 | 9 | 3 | 9 | 0 | 8 | 2-8 | — | — | — | Mayfield (1-2) | Reinke (0-3) | — | 2:28 | 333 |
| 3/17 | at Richmond | L, 4-8 | 4 | 10 | 1 | 12 | 8 | 9 | 1 | 9 | 2-9 | — | — | — | Corso (1-0) | Hamill (0-1) | — | 2:39 | 374 |
| 3/19 | BINGHAMTON | GAME CANCELED (NO MAKEUP SCHEDULED) | | | | | | | | | | 2-9 | — | — | — | | | | |
| 3/23 | at Princeton | L, 3-4 (10) | 3 | 9 | 0 | 5 | 4 | 4 | 1 | 2 | 2-10 | 0-1 | T-5th | 1.0 | Faulkner (2-1) | Holcombe (0-2) | — | 2:12 | 43 |
| 3/23 | at Princeton | L, 3-4 | 3 | 9 | 0 | 9 | 4 | 6 | 1 | 7 | 2-11 | 0-2 | T-7th | 2.0 | D'Alessio (1-0) | Porter (0-1) | — | 2:14 | 43 |
| 3/24 | at Princeton | W, 15-2 | 15 | 15 | 0 | 8 | 2 | 5 | 4 | 7 | 3-11 | 1-2 | T-5th | 2.0 | Hamill (1-1) | Shapiro (0-1) | — | 2:39 | 122 |
| 3/30 | DARTMOUTH | W, 7-5 | 7 | 7 | 1 | 7 | 5 | 10 | 3 | 9 | 4-11 | 2-2 | T-4th | 1.0 | Mayfield (2-2) | Dumsky (1-2) | Porter (1) | 2:34 | 300 |
| 3/30 | DARTMOUTH | W, 17-2 | 17 | 16 | 1 | 5 | 2 | 11 | 1 | 12 | 5-11 | 3-2 | T-2nd | 1.0 | Baker (1-1) | Milberg (0-2) | — | 2:49 | 170 |
| 3/31 | DARTMOUTH | W, 11-4 | 11 | 13 | 0 | 6 | 4 | 6 | 1 | 6 | 6-11 | 4-2 | 2nd | 1.0 | Hamill (2-1) | Albert (1-1) | — | 2:23 | 182 |
| 4/6 | HARVARD | W, 5-4 | 5 | 6 | 0 | 8 | 4 | 5 | 2 | 3 | 7-11 | 5-2 | 2nd | 1.0 | Holcombe (1-2) | Burns (0-3) | — | 2:08 | 217 |
| 4/7 | HARVARD | L, 6-14 | 6 | 15 | 3 | 9 | 14 | 15 | 1 | 5 | 7-12 | 5-3 | 2nd | 2.0 | Matson (1-2) | Keller (0-2) | Cleary (1) | 2:57 | 192 |
| 4/7 | HARVARD | W, 6-5 | 6 | 8 | 1 | 6 | 5 | 10 | 1 | 6 | 8-12 | 6-3 | 2nd | 2.0 | Ellison (1-0) | Narottam (0-3) | — | 2:27 | 236 |
| 4/13 | at Penn | 11:30 a.m. | | | | | | | | | | | | | | | | | |
| 4/13 | at Penn | 2:30 p.m. | | | | | | | | | | | | | | | | | |
| 4/14 | at Penn | 12:00 p.m. | | | | | | | | | | | | | | | | | |
| 4/16 | at Binghamton | 6:30 p.m. | | | | | | | | | | | | | | | | | |
| 4/20 | YALE | 11:30 a.m. | | | | | | | | | | | | | | | | | |
| 4/20 | YALE | 2:30 p.m. | | | | | | | | | | | | | | | | | |
| 4/21 | YALE | 12:00 p.m. | | | | | | | | | | | | | | | | | |
| 4/27 | COLUMBIA | 11:30 a.m. | | | | | | | | | | | | | | | | | |
| 4/27 | COLUMBIA | 2:30 p.m. | | | | | | | | | | | | | | | | | |
| 4/28 | COLUMBIA | 12:00 p.m. | | | | | | | | | | | | | | | | | |
| 4/30 | at Binghamton | 6:30 p.m. | | | | | | | | | | | | | | | | | |
| 5/4 | at Brown | 11:30 a.m. | | | | | | | | | | | | | | | | | |
| 5/4 | at Brown | 2:30 p.m. | | | | | | | | | | | | | | | | | |
| 5/5 | at Brown | 12:00 p.m. | | | | | | | | | | | | | | | | | |

2024 CORNELL BASEBALL TV / PHOTO ROSTER



1 JOHN QUINLAN
OF | S/R | Jr. | 5'9" | 180
Menlo Park, Calif.



2 MATT BARNHORST
INF/OF | R/R | Sr. | 6'0" | 195
Ponte Vedra Beach, Fla.




3 CHRIS ELLISON
RHP | R/R | Jr. | 6'0" | 190
Howell, N.J.




4 CADAN WILDMAN
OF | R/R | So. | 6'3" | 215
Woodbury, Minn.



5 WILL LONG
RHP | R/R | Jr. | 6'0" | 170
Great Falls, Va.



6 KYLE MUSSER
OF | R/R | Jr. | 5'10" | 182
Lititz, Pa.



7 MAX JENSEN
INF | L/R | Jr. | 6'3" | 210
Burke, Va.



8 LUKE JOHNSON
INF | R/L | Fr. | 6'1" | 180
Coto de Caza, Calif.



9 STORY KIMURA
RHP | R/R | Sr. | 6'0" | 175
Dallas, Texas



11 MATTHEW WALTERS
OF | R/R | So. | 5'11" | 195
Granbury, Texas



12 RYAN PORTER
OF/RHP | R/R | Jr. | 6'3" | 185
Houston, Texas



13 ETHAN HAMILL
RHP | R/R | So. | 6'3" | 200
Chester, Va.



15 OWEN CARLSON
INF | L/L | Fr. | 5'11" | 180
Los Angeles, Calif.



16 NOAH KELLER
LHP | L/L | So. | 6'1" | 210
Goodrich, Mich.



17 WILLIAM STEPHENS
RHP | R/R | Sr. | 6'2" | 205
Stone Mountain, Ga.



18 TJ SWIDORSKI
INF | R/R | So. | 6'0" | 175
Woodbury, Minn.



19 MARK QUATRANI
C | R/L | Fr. | 5'11" | 200
Springfield, Pa.



20 KEVIN HAGER
INF | R/R | Fr. | 6'0" | 190
Berkeley Heights, N.J.



21 JOHN GERFEN
LHP | R/L | So. | 6'0" | 195
Brewster, N.Y.



22 JAKOBI DAVIS
OF | L/L | Jr. | 6'4" | 210
Sarasota, Fla.



23 BRADEN MACK
C | R/R | Sr. | 6'2" | 210
Woodbridge, Va.




25 BECK UROFSKY
INF/RHP | R/R | So. | 6'4" | 225
Silver Spring, Md.



26 TOM CLANCY
RHP | R/R | Jr. | 6'1" | 190
Westfield, N.J.



28 MAX FOSTER
RHP | R/R | Fr. | 6'3" | 210
Bethel, Conn.




30 WILLIAM JAUN
LHP/IB | L/R | Jr. | 6'3" | 225
Loveland, Ohio



31 GRAHAM BIBEN
RHP | R/R | Fr. | 6'0" | 170
New York, N.Y.



32 CARSON MAYFIELD
RHP | R/R | So. | 6'5" | 200
Annandale, Va.



33 VON BAKER
RHP | R/R | Sr. | 6'7" | 235
St. Johnsville, N.Y.



34 ETHAN VAN SICE
RHP | R/R | Fr. | 5'9" | 170
Arlington, Va.



36 NATHANIEL JENNEW EIN
LHP | R/L | Fr. | 5'11" | 180
Tampa, Fla.



37 HUXLEY HOLCOMBE
LHP/OF | L/L | Fr. | 6'6" | 180
Worcester, Mass.



38 ASHER GARDY
RHP | R/R | So. | 6'2" | 185
Springfield, Va.



40 NATHAN WAUGH
C | R/R | Sr. | 6'5" | 230
Placentia, Calif.



41 JACKSON MARKO
C | R/R | Fr. | 5'10" | 175
Syracuse, N.Y.



42 JOSH SHEA
RHP | R/R | So. | 5'11" | 175
Cortlandt Manor, N.Y.



24 DAN PEPICELLI
Head Coach
9th Season




14 TOM FORD
Associate Head Coach
34th Season



27 JOHN TOPPA
Assistant Coach
2nd Season



44 JUSTIN DEVOID
Volunteer Assistant Coach
2nd Season



GRACE DESTEFANO
Athletic Trainer
2nd Season