

CORNELL BIG RED

2024 BASEBALL GAME NOTES

6 IVY LEAGUE REGULAR-SEASON CHAMPIONSHIPS | 7 ALL-AMERICANS | 57 FIRST TEAM ALL-IVY SELECTIONS

2024 SCHEDULE

FEBRUARY (1-2)

| | | | |
|----|-----------------|-------|---------|
| 23 | at Georgia Tech | ACCNX | L, 6-9 |
| 24 | at Georgia Tech | ACCNX | L, 2-12 |
| 25 | at Georgia Tech | ACCNX | W, 11-4 |

MARCH (0-3)

| | | | |
|----|--------------------|-------------|------------|
| 1 | at James Madison | | L, 1-5 |
| 2 | at James Madison | | L, 5-8 |
| 3 | at James Madison | | L, 5-7 |
| 9 | at Georgetown (DH) | | Canceled |
| 10 | at Georgetown (DH) | MuscoVision | 11 a.m. |
| 10 | at Georgetown (DH) | MuscoVision | 2 p.m. |
| 15 | at Richmond | ESPN+ | 1:30 p.m. |
| 16 | at Richmond | ESPN+ | 1 p.m. |
| 17 | at Richmond | ESPN+ | 12 p.m. |
| 19 | BINGHAMTON | ESPN+ | 3 p.m. |
| 23 | at Princeton* (DH) | ESPN+ | 11:30 a.m. |
| 23 | at Princeton* (DH) | ESPN+ | 2:30 p.m. |
| 24 | at Princeton* | ESPN+ | 12 p.m. |
| 30 | DARTMOUTH* (DH) | ESPN+ | 11:30 a.m. |
| 30 | DARTMOUTH* (DH) | ESPN+ | 2:30 p.m. |
| 31 | DARTMOUTH* | ESPN+ | 12 p.m. |

APRIL

| | | | |
|----|----------------|-------|------------|
| 1 | at Ithaca | | TBA |
| 6 | HARVARD* (DH) | ESPN+ | 11:30 a.m. |
| 6 | HARVARD* (DH) | ESPN+ | 2:30 p.m. |
| 7 | HARVARD* | ESPN+ | 12 p.m. |
| 13 | at Penn* (DH) | ESPN+ | 11:30 a.m. |
| 13 | at Penn* (DH) | ESPN+ | 2:30 p.m. |
| 14 | at Penn* | ESPN+ | 12 p.m. |
| 16 | at Binghamton | | 6:30 p.m. |
| 20 | YALE* (DH) | ESPN+ | 11:30 a.m. |
| 20 | YALE* (DH) | ESPN+ | 2:30 p.m. |
| 21 | YALE* | ESPN+ | 12 p.m. |
| 27 | COLUMBIA* (DH) | ESPN+ | 11:30 a.m. |
| 27 | COLUMBIA* (DH) | ESPN+ | 2:30 p.m. |
| 28 | COLUMBIA* | ESPN+ | 12 p.m. |
| 30 | at Binghamton | | 6:30 p.m. |

MAY

| | | | |
|---|----------------|-------|------------|
| 4 | at Brown* (DH) | ESPN+ | 11:30 a.m. |
| 4 | at Brown* (DH) | ESPN+ | 2:30 p.m. |
| 5 | at Brown* | ESPN+ | 12 p.m. |

All game times Eastern, subject to change

* - Denotes Ivy League contest

Bold Red CAPS denotes home game



MEDIA CONTACT

MARSHALL HAIM

Assistant Director of Athletic Communications

✉ mh2348@cornell.edu

☎ (716) 465-4945 (mobile)

CORNELL BIG RED

AT

GEORGETOWN HOYAS

GAMES 7-8 | SUNDAY, MARCH 10 | TYSONS, VA. | CAPITAL ONE PARK | GEORGETOWN LEADS SERIES, 19-5-2

1-5

OVERALL

0-0

IVY LEAGUE

-/-/-

RANKS (D1B/NCBWA/USAT)

Dan Pepicelli

20TH SEASON AS HEAD COACH

85-151-1 (.361)

9TH SEASON AT CORNELL

6-6

OVERALL

0-0

BIG EAST

-/-/-

RANKS (D1B/NCBWA/USAT)

Edwin Thompson

11TH SEASON AS HEAD COACH

74-82 (.474)

4TH SEASON AT GEORGETOWN

SERIES INFORMATION

SUNDAY - GAME #1

MuscoVision

Play-by-Play: Christian Taylor

Live Stats: statbroadcast.com

GAME #1 FORECAST

☁ 48° ☔ 7:12

Temperature: 49° high | 34° low

Forecast: Partly cloudy & windy, 0% chance of rain

Winds: WNW 20-30 mph, gusts up to 40 mph

SUNDAY - GAME #2

MuscoVision

Play-by-Play: Christian Taylor

Live Stats: statbroadcast.com

GAME #2 FORECAST

☁ 49° ☔ 7:12

Temperature: 49° high | 34° low

Forecast: Partly cloudy & windy, 0% chance of rain

Winds: WNW 20-30 mph, gusts up to 40 mph

PROBABLE STARTING PITCHERS

RHP **Carson Mayfield** (0-0, 5.40)

LHP **Andrew Williams** (1-0, 1.69)

LHP **William Jaun** (1-1, 7.27)

LHP **Marcello Mastroianni** (1-0, 5.27)

FIRST PITCH

- ▶ The Cornell baseball team continues its 11-game season-opening road trip this weekend when it travels to the DMV to face Georgetown at Capital One Park in Tysons, Va.
- ▶ Due to an unfavorable weather forecast for Saturday, the initial doubleheader has been canceled. The two teams will now play a twin bill on Sunday that will begin at 11 a.m. MuscoVision will carry both games of the series, which requires a 1-, 3-, 7-, or 30-day paid subscription.

WELCOME (BACK) TO THE COMMONWEALTH!

- ▶ This weekend is the second of three consecutive series Cornell will play inside the Commonwealth of Virginia. Last weekend, Cornell was swept by James Madison in a three-game series in Harrisonburg. The Big Red fell 5-1 in the opener before plating five runs apiece in the final two contests, 7-5 and 8-5.
- ▶ Following Sunday's games, the Big Red will return to Virginia next weekend for the final time on the season when it squares off against Richmond at Pitt Field in a three-game series from March 15-17.
- ▶ Cornell is playing games in Virginia for the fifth consecutive season it has played, having faced VCU in 2019, Niagara in a three-game series in Colonial Heights, Va., in the COVID-shortened 2020 campaign, Virginia and Richmond in 2022, and James Madison, VCU, and George Mason last season.
- ▶ Virginia is the most represented state on Cornell's roster this season (seven). Senior catcher **BRADEN MACK** (Woodbridge), junior pitcher **WILL LONG** (Great Falls), junior infielder **MAX JENSEN** (Burke), sophomore pitchers **ETHAN HAMILL** (Chester), **CARSON MAYFIELD** (Annandale), and **ASHER GARDY** (Springfield), and freshman pitcher **ETHAN VAN SICE** (Arlington) all call the Old Dominion home.

LOOKING TO EXTEND THEIR STREAKS

- ▶ Senior catcher **NATHAN WAUGH** and junior outfielder **JAKOBI DAVIS** enter this weekend riding 10-game on-base streaks dating back to last season. Fellow junior outfielder **JOHN QUINLAN** is one game shy of joining Waugh and Davis in reaching base safely in 10 consecutive contests.
- ▶ During his 10-game on-base streak, Waugh has also registered at least one hit, making him the first Big Red player with a 10-game hit streak since fellow catcher **WILL SIMONEIT** registered at least one base hit in his final 11 games in a Cornell uniform during the 2019 season.
- ▶ Should Waugh have a hit in both games on Sunday, he will have Cornell's longest hit streak since former Big Red infielder **TOMMY WAGNER** collected base knocks over a 13-game stretch from April 5-23, where he registered a .490 average (24-of-49). Wagner also opened the 2017 season with hits in his first 12 appearances from March 4-26, hitting for a .274 clip (14-of-51).

2024 CORNELL BIG RED ROSTER

| NO | NAME | POS | B/T | HT | WT | YR | HOMETOWN / HIGH SCHOOL (PREVIOUS SCHOOL) |
|----|---------------------|---------|-----|------|-----|-----|--|
| 1 | John Quinlan | OF | S/R | 5-9 | 180 | Jr. | Menlo Park, Calif. / Menlo-Atherton |
| 2 | Matt Barnhorst | INF | R/R | 6-0 | 195 | Sr. | Ponte Vedra Beach, Fla. / Ponte Vedra |
| 3 | Chris Ellison | RHP | R/R | 6-0 | 190 | Jr. | Howell, N.J. / Howell |
| 4 | Caden Wildman | OF | R/R | 6-3 | 215 | So. | Woodbury, Minn. / East Ridge |
| 5 | Will Long | RHP | R/R | 6-0 | 170 | Jr. | Great Falls, Va. / Langley |
| 6 | Kyle Musser | OF | R/R | 5-10 | 182 | Jr. | Lititz, Pa. / Manheim Township |
| 7 | Max Jensen | INF | L/R | 6-3 | 210 | Jr. | Burke, Va. / Lake Braddock |
| 8 | Luke Johnson | INF | R/R | 6-1 | 180 | Fr. | Coto de Caza, Calif. / Santa Margarita Catholic |
| 9 | Story Kimura | RHP | R/R | 6-0 | 175 | Sr. | Dallas, Texas / The Lawrenceville School [N.J.] |
| 11 | Matthew Walters | OF | R/R | 5-11 | 195 | So. | Granbury, Texas / Granbury |
| 12 | Ryan Porter | OF/RHP | R/R | 6-0 | 185 | Jr. | Houston, Texas / Paetow |
| 13 | Ethan Hamill | RHP | R/R | 6-3 | 200 | So. | Chester, Va. / Thomas Dale |
| 15 | Owen Carlson | INF | L/R | 5-11 | 180 | Fr. | Los Angeles, Calif. / Harvard-Westlake School |
| 16 | Noah Keller | LHP | L/L | 6-1 | 210 | So. | Goodrich, Mich. / Goodrich |
| 17 | William Stephens | RHP | R/R | 6-2 | 205 | Sr. | Stone Mountain, Ga. / Marist |
| 18 | TJ Swidorski | INF | R/R | 6-0 | 185 | So. | Woodbury, Minn. / East Ridge |
| 19 | Mark Quatrani | C/INF | R/R | 5-11 | 200 | Fr. | Springfield, Pa. / The Haverford School |
| 20 | Kevin Hager | INF | R/R | 6-0 | 190 | Fr. | Berkeley Heights, N.J. / Delbarton School |
| 21 | John Gerfen | LHP | R/L | 6-0 | 195 | So. | Brewster, N.Y. / Brewster |
| 22 | Jakobi Davis | OF | L/L | 6-4 | 210 | Jr. | Sarasota, Fla. / Sarasota Riverview |
| 23 | Braden Mack | C | R/R | 6-2 | 210 | Sr. | Woodbridge, Va. / Potomac |
| 25 | Beck Urofsky | RHP/INF | R/R | 6-4 | 225 | So. | Silver Spring, Md. / Bethesda-Chevy Chase |
| 26 | Tom Clancy | RHP | R/R | 6-1 | 190 | Jr. | Westfield, N.J. / Newark |
| 28 | Max Foster | RHP | R/R | 6-3 | 210 | Fr. | Bethel, Conn. / Bethel |
| 30 | William Jaun | LHP/1B | L/L | 6-3 | 225 | Jr. | Loveland, Ohio / St. Xavier |
| 31 | Graham Biben | RHP | R/R | 6-0 | 170 | Fr. | New York, N.Y. / Riverdale Country School |
| 32 | Carson Mayfield | RHP | R/R | 6-5 | 200 | So. | Annandale, Va. / Bishop O'Connell |
| 33 | Von Baker | RHP | R/R | 6-7 | 235 | Sr. | St. Johnsville, N.Y. / Oppenheim-Ephratah-St. Johnsville |
| 34 | Ethan Van Sice | RHP | R/R | 5-9 | 170 | Fr. | Arlington, Va. / Gonzaga College [D.C.] |
| 36 | Nathaniel Jennewein | LHP | R/L | 5-11 | 180 | Fr. | Tampa, Fla. / T.R. Robinson |
| 37 | Huxley Holcombe | LHP/OF | L/L | 6-6 | 180 | Fr. | Worcester, Mass. / Worcester Academy |
| 38 | Asher Gardy | RHP | R/R | 6-2 | 185 | So. | Springfield, Va. / Lake Braddock (James Madison) |
| 40 | Nathan Waugh | C | R/R | 6-5 | 230 | Sr. | Placentia, Calif. / Yorba Linda |
| 41 | Jackson Marko | C | R/R | 5-10 | 175 | So. | Syracuse, N.Y. / Christian Brothers Academy |
| 42 | Josh Shea | RHP | R/R | 5-11 | 175 | So. | Cortlandt Manor, N.Y. / Hendrick Hudson |

| PITCHERS (16) | | | |
|---------------|---------------------|-----|-----|
| 3 | Chris Ellison | R/R | Jr. |
| 5 | Will Long | R/R | Jr. |
| 9 | Story Kimura | R/R | Sr. |
| 13 | Ethan Hamill | R/R | So. |
| 16 | Noah Keller | L/L | So. |
| 17 | William Stephens | R/R | Sr. |
| 21 | John Gerfen | R/L | So. |
| 26 | Tom Clancy | R/R | Jr. |
| 28 | Max Foster | R/R | Fr. |
| 31 | Graham Biben | R/R | Fr. |
| 32 | Carson Mayfield | R/R | So. |
| 33 | Von Baker | R/R | Sr. |
| 34 | Ethan Van Sice | R/R | Fr. |
| 36 | Nathaniel Jennewein | R/L | Fr. |
| 38 | Asher Gardy | R/R | So. |
| 42 | Josh Shea | R/R | So. |

| CATCHERS (4) | | | |
|--------------|---------------|-----|-----|
| 19 | Mark Quatrani | R/R | Fr. |
| 23 | Braden Mack | R/R | Sr. |
| 40 | Nathan Waugh | R/R | Sr. |
| 41 | Jackson Marko | R/R | So. |

| INFIELDERS (6) | | | |
|----------------|----------------|-----|-----|
| 2 | Matt Barnhorst | R/R | Sr. |
| 7 | Max Jensen | L/R | Jr. |
| 8 | Luke Johnson | R/R | Fr. |
| 15 | Owen Carlson | L/R | Fr. |
| 18 | TJ Swidorski | R/R | So. |
| 20 | Kevin Hager | R/R | Fr. |

| OUTFIELDERS (5) | | | |
|-----------------|-----------------|-----|-----|
| 1 | John Quinlan | S/R | Jr. |
| 4 | Caden Wildman | R/R | So. |
| 6 | Kyle Musser | R/R | Jr. |
| 11 | Matthew Walters | R/R | So. |
| 22 | Jakobi Davis | L/L | Jr. |

| UTILITY (4) | | | |
|-------------|-----------------|-----|-----|
| 12 | Ryan Porter | R/R | Jr. |
| 25 | Beck Urofsky | R/R | So. |
| 30 | William Jaun | L/L | Jr. |
| 37 | Huxley Holcombe | L/L | Fr. |

COACHING AND SUPPORT STAFF

| | |
|----------------------------|-----------------|
| Head Coach: | Dan Pepicelli |
| Associate Head Coach: | Tom Ford |
| Assistant Coach: | John Toppa |
| Volunteer Assistant Coach: | Justin Devoid |
| Athletic Trainer: | Grace DeStefano |















PRUH-NUHN-SEE-AY-SHN GUIDE

| | | |
|-----|---------------------|----------------|
| 6 | Kyle Musser | MUH-sir |
| 9 | Story Kimura | kih-MURR-uh |
| 18 | TJ Swidorski | swih-DOOR-skee |
| 19 | Mark Quatrani | kwah-TRAH-knee |
| 20 | Kevin Hager | HAY-gher |
| 25 | Beck Urofsky | yuhr-OFF-skee |
| 30 | William Jaun | john |
| 31 | Graham Biben | BYE-bin |
| 34 | Ethan Van Sice | van SIYS |
| 36 | Nathaniel Jennewein | jen-IH-wine |
| 40 | Nathan Waugh | WAH |
| HC | Dan Pepicelli | PEP-ih-sell-ee |
| AC | John Toppa | TOE-puh |
| VAC | Justin Devoid | dih-VOID |

ROSTER BREAKDOWN

| FRESHMAN (9) | | SOPHOMORE (11) | | JUNIOR (9) | | SENIOR (6) | |
|--------------|-----------|----------------|-----------|------------|---------|------------|-----------|
| 8 | Johnson | 4 | Wildman | 1 | Quinlan | 2 | Barnhorst |
| 15 | Carlson | 11 | Walters | 3 | Ellison | 9 | Kimura |
| 19 | Quatrani | 13 | Hamill | 5 | Long | 17 | Stephens |
| 20 | Hager | 16 | Keller | 6 | Musser | 23 | Mack |
| 28 | Foster | 18 | Swidorski | 7 | Jensen | 33 | Baker |
| 31 | Biben | 21 | Gerfen | 12 | Porter | 40 | Waugh |
| 34 | Van Sice | 25 | Urofsky | 22 | Davis | | |
| 36 | Jennewein | 32 | Mayfield | 26 | Clancy | | |
| 37 | Holcombe | 38 | Gardy | 30 | Jaun | | |
| | | 41 | Marko | | | | |
| | | 42 | Shea | | | | |

BY STATE / PROVINCE / COUNTRY

| | | | | | |
|--|---|--|---|---|---|
|  Virginia | 7 |  Texas | 3 |  Maryland | 1 |
|  New York | 5 |  Minnesota | 2 |  Massachusetts | 1 |
|  California | 4 |  Pennsylvania | 2 |  Michigan | 1 |
|  Florida | 3 |  Connecticut | 1 |  Ohio | 1 |
|  New Jersey | 3 |  Georgia | 1 | | |

CORNELL QUICK FACTS

GENERAL INFORMATION

Location Ithaca, N.Y.
Enrollment (2023 Fall Undergraduate) 16,071
Founded 1865
Nickname Big Red
School Colors Carnelian Red (Pantone 187) and White
Conference Ivy League
President Martha E. Pollack
Meakam Smith Director of Athletics Dr. Nicki Moore
Athletics Website CornellBigRed.com

HISTORY

Seasons of Baseball 153rd
First Season 1869
All-Time Record (Win %) 1748-1991-35 (.468)
Ivy League Regular-Season Titles (last) 6 (2012)
Ivy League Championship Titles (last) 1 (2012)
NCAA Tournament Appearances (last) 1 (2012)
Most Consecutive NCAA Appearances Never
College World Series Appearances (last) Never
National Championships None
NCAA Tournament Record (Win %) 0-2 (.000)

BOOTH FIELD

Year Opened (Season) 2023 (2nd)
Dimensions 318' (LF/RF), 390' (CF), 397' (LCF/RCF)
Capacity 500
All-Time Record (Win %) 1-5 (.167)
Under Dan Pepicelli (Win %) 1-5 (.167)

COACHING STAFF

Head Coach Dan Pepicelli (SUNY Cortland '90)
Overall Record 306-328-3 (.483)
Record at Cornell 85-151-1 (.361)
Associate Head Coach Tom Ford (Ithaca '79)
Assistant Coach John Toppa (UConn '19)
Volunteer Assistant Justin Devoid (Colby-Sawyer '17)

2023 REVIEW

Overall Record 9-26
Ivy League Record (Finish) 8-13 (7th)
Home Record 2-8
Road Record 7-16
Neutral Record 0-2
Ivy League Championship Series Did not qualify
NCAA Tournament Not selected
D1Baseball.com Poll Ranking (final) N/A
NCBWA Poll Ranking (final) N/A
USA Today Poll Ranking (final) N/A

2024 TEAM INFORMATION

Letterwinners Returning / Lost 13 / 8
Newcomers 11
Fr / So / Jr / Sr 9 / 11 / 9 / 6

ATHLETIC COMMUNICATIONS

Jeremy Hartigan
Associate Director of Athletics for Communications
Marshall Haim
Assistant Director of Athletic Communications (BB)
Phone (mobile) (716) 465-4945
Email mh2348@cornell.edu
Matthew Jensen
Assistant Director of Athletic Communications
Aaron Kelly
Assistant Director of Athletic Communications
Ben Blakely
Communications Coordinator
Mike Hogan
Communications Coordinator

Mailing Address Cornell University Athletics
. Teagle Hall, 512 Campus Road, Ithaca, N.Y., 14853
Twitter / Instagram @CornellSports
Facebook /CornellSports

#YELLCORNELL

SCOUTING REPORT



as of 3/6/24



| | | | |
|-------------------|------------------|----|-------------------|
| .236 | BATTING AVG. | >> | .267 |
| 5.00 | RUNS | >> | 6.25 |
| 1.83 | DOUBLES | >> | 2.17 |
| 0.33 | << TRIPLES | | 0.25 |
| 0.50 | HOME RUNS | >> | 1.25 |
| 4.00 | RBI | >> | 6.08 |
| .328 | ON-BASE PCT. | >> | .376 |
| .355 | SLUGGING PCT. | >> | .459 |
| 3/5 (.600) | STOLEN BASES | >> | 5/8 (.625) |
| 7.53 | ERA | >> | 6.50 |
| 5.00 | STRIKEOUTS | >> | 7.25 |
| .288 | OPPONENT AVG. | >> | .279 |
| 1.92 | WHIP | >> | 1.59 |
| .967 | << FIELDING PCT. | | .954 |

BATTING LEADERS



CORNELL

| | AVG | OBP | SLG | OPS |
|-----------------|-------------|-------------|-------------|-------------|
| 4 Caden Wildman | .333 | .462 | .429 | .891 |
| 40 Nathan Waugh | .292 | .346 | .458 | .804 |
| 7 Max Jensen | .250 | .423 | .550 | .973 |
| 8 Luke Johnson | .190 | .261 | .286 | .547 |
| 22 Jakobi Davis | .188 | .316 | .313 | .629 |



GEORGETOWN

| | AVG | OBP | SLG | OPS |
|----------------------|-------------|-------------|-------------|--------------|
| 7 Christian Ficca | .383 | .463 | .638 | 1.101 |
| 6 Jake Hyde | .321 | .362 | .736 | 1.098 |
| 41 Owen Carapellotti | .300 | .491 | .550 | 1.041 |
| 15 Derek Smith | .281 | .477 | .375 | .852 |
| 9 Josh Rolling | .268 | .362 | .439 | .801 |

WHEN IT RUNS, IT POURS

► Cornell has shown a knack for scoring runs in bundles this season, as 21 of its 30 runs have come in multi-run innings (70.0 percent of its run production).

► Of the Big Red's 203 runs scored since the beginning of last season, 150 have come in innings that have featured at least two runs crossing home plate (73.9 percent of run production).

► Since the beginning of the 2022 season, Cornell has had at least one multi-run inning in 59 of its 77 games (76.6 percent). At one point, Cornell scored at least two runs in 18 consecutive games from April 24, 2022 (final eight games of season) to March 18, 2023 (first 10 games of season).

► Cornell has had six multi-run innings through its first two weekends of play, including one two-run inning, a pair of three-run innings, two four-run frames, and a season-high five runs that were plated in the top of the sixth of last Saturday's 8-5 loss to James Madison.

STAT BREAKDOWN

RUN-SCORING BREAKDOWN

2023 & 2024 Seasons

| NUMBER OF RUNS | RUNS | PCT |
|---------------------|------|-------|
| One-Run Innings | 53 | 26.1% |
| ► Multi-Run Innings | 150 | 73.9% |

IVY LEAGUE PRESEASON POLL

► The Ivy League preseason poll was announced on Feb. 19, with Penn pitted as the unanimous favorite following a vote of 16 panelists.

► Columbia was picked second, finishing as the only other program to reach the century mark in points (101). Harvard (97 points) and Princeton (87 points) were the other anticipated programs to round out this year's four-team Ivy League Tournament field.

► Yale was slotted to finish fifth behind its 66 points, while Cornell (37 points) and Brown (35 points) were separated by two points for sixth and seventh places. Dartmouth rounded out the eight-team league with 25 points.

IVY PRESEASON POLL

2024 IVY LEAGUE PRESEASON POLL

Two Votes Per Program

| SCHOOL (First-Place Votes) | POINTS |
|----------------------------|--------|
| 1. Penn (16) | 128 |
| 2. Columbia | 101 |
| 3. Harvard | 97 |
| 4. Princeton | 87 |
| 5. Yale | 66 |
| ► 6. Cornell | 37 |
| 7. Brown | 35 |
| 8. Dartmouth | 25 |

GOING FOR THREE!

► Juniors **MAX JENSEN** and **JAKOBI DAVIS** registered triples in Cornell's last two games, marking the Big Red's first time logging triples in consecutive games since March 25 and 26, 2022, against Harvard at the Big Red's former on-campus home, Hoy Field.

► Should Cornell register a triple in its next contest, the Big Red will have its first three-game streak with a triple since 2012, when it posted four triples over a three-game span from March 31 to April 2 against Harvard (March 31) and Dartmouth (April 1-2).

► The Big Red enters this weekend tied for 50th in the nation in triples per game (0.33) and only trails Dartmouth (0.60) for the best average among Ivy League programs.



CARSON MAYFIELD RHP #32

2024 STATS: 0-1, 5.40 ERA, 8.1 IP, 4 BB, 5 SO

Height / Weight: 6-5 / 200 lbs.
Hometown: Annandale, Va.
High School: Bishop O'Connell

Bats/Throws: R/R
Year: Sophomore

MAYFIELD'S CAREER STATS

| | W | L | ERA | G | GS | CG | IP | H | R | ER | HR | BB | SO | GDP | WHIP | AVG |
|--------|---|---|------|----|----|----|------|----|----|----|----|----|----|-----|------|------|
| 2023 | 1 | 2 | 4.89 | 18 | 0 | 0 | 46.0 | 49 | 36 | 25 | 6 | 12 | 38 | 3 | 1.33 | .266 |
| 2024 | 0 | 1 | 5.40 | 2 | 2 | 0 | 8.1 | 8 | 5 | 5 | 2 | 4 | 5 | 1 | 1.44 | .242 |
| TOTALS | 1 | 3 | 4.97 | 20 | 2 | 0 | 54.1 | 57 | 41 | 30 | 8 | 17 | 42 | 4 | 1.36 | .263 |

NEWS & NOTES ON MAYFIELD

► **THIS WEEKEND:** Slated to make his third start of season and career, and appear in his 21st game with the Big Red this weekend.

► **LAST TIME OUT:** Pitched career-high 5.1 innings against James Madison last Friday, yielding three runs on four hits while issuing one walk and striking out a trio of Dukes batters ... two of the four hits allowed came on home runs — matching the most he has allowed in a game for the third time in career.

► **AGAINST GEORGETOWN:** Scheduled to make his first appearance against Georgetown in his collegiate career.

► **2024:** Given up four hits in each of first two starts while allowing three runs or less in both outings ... saddled with loss in last outing against James Madison after allowing three runs on four hits over 5.1 IP despite striking out season-high three batters.

► **2023:** Served as one of Cornell's go-to relievers, tying **SPENCER EDWARDS** for the most appearances on season (18) ... logged 46 innings while striking out 38 and issuing just 12 walks ... posted 1-2 record with a team-leading 4.89 ERA ... struck out a season-high five batters on two occasions (March 18 at George Mason and April 21 vs. Princeton) ... recorded first collegiate save at Yale (March 24) before collecting first victory over Columbia in following weekend (April 2) ... also earned second save at Dartmouth (May 6).

► **PRIOR TO CORNELL:** Four-year letterwinner in baseball at Falls Church and Bishop O'Connell ... named MVP at 2022 Mingo Bay Classic Tournament, where team claimed championship ... two-time captain (Falls Church - 2020; Bishop O'Connell - 2022) ... tabbed Second Team All-Region as a right-handed pitcher in 2019 while at Falls Church ... earned pair of First Team honors, being named First Team Division I All-State in 2021 and First Team All-WCAC in 2022 ... member of Expanded Services Mentoring Program at Bishop O'Connell in 2021-22.

► **PERSONAL:** Son of Jeff and Ann Mayfield, and has an older brother ... currently enrolled in the College of Arts and Sciences.

MAYFIELD'S 2024 GAME LOG

| DATE/OPP | W/L | SCORE | IP | H | R | ER | HR | BB | SO | P/K | LEFT |
|------------|-----|-------|-----|---|---|----|----|----|----|--------|-------|
| 2/23 at GT | ND | 6-9 | 3.0 | 4 | 2 | 2 | 0 | 3 | 2 | 81/50 | 1-2 |
| 3/1 at JMU | L | 1-5 | 5.1 | 4 | 3 | 3 | 2 | 1 | 3 | 78/45 | 1-2 |
| TOTALS | 0-1 | 5.40 | 8.1 | 8 | 5 | 5 | 2 | 4 | 5 | 159/95 | 59.7% |

* — denotes relief appearance

MAYFIELD'S 2024 SPLITS

| SPLIT | W | L | G | GS | IP | H | R | ER | HR | BB | SO | ERA | AVG |
|----------|---|---|---|----|-----|---|---|----|----|----|----|------|------|
| Total | 0 | 1 | 2 | 2 | 8.1 | 8 | 5 | 5 | 2 | 4 | 5 | 5.40 | .242 |
| Home | — | — | — | — | — | — | — | — | — | — | — | — | — |
| Away | 0 | 1 | 2 | 2 | 8.1 | 8 | 5 | 5 | 2 | 4 | 5 | 5.40 | .242 |
| Neutral | — | — | — | — | — | — | — | — | — | — | — | — | — |
| Day | 0 | 1 | 2 | 2 | 8.1 | 8 | 5 | 5 | 2 | 4 | 5 | 5.40 | .242 |
| Night | — | — | — | — | — | — | — | — | — | — | — | — | — |
| Starter | 0 | 1 | 2 | 2 | 8.1 | 8 | 5 | 5 | 2 | 4 | 5 | 5.40 | .242 |
| Reliever | — | — | — | — | — | — | — | — | — | — | — | — | — |
| February | 0 | 0 | 1 | 1 | 3.0 | 4 | 2 | 2 | 0 | 3 | 2 | 6.00 | .286 |
| March | 0 | 1 | 1 | 1 | 5.1 | 4 | 3 | 3 | 2 | 1 | 3 | 5.06 | .211 |
| April | — | — | — | — | — | — | — | — | — | — | — | — | — |
| May | — | — | — | — | — | — | — | — | — | — | — | — | — |

MAYFIELD'S 2024 SPLITS vs. LHB/RHB

| | BF | AB | H | 2B | 3B | HR | BB | SO | AVG | OBP | SLG | OPS |
|---------|----|----|---|----|----|----|----|----|------|------|------|-------|
| Total | 37 | 33 | 8 | 0 | 1 | 2 | 4 | 5 | .242 | .324 | .485 | .809 |
| vs. LHB | 11 | 11 | 2 | 0 | 0 | 0 | 0 | 0 | .182 | .182 | .182 | .364 |
| vs. RHB | 26 | 22 | 6 | 0 | 1 | 2 | 4 | 5 | .273 | .385 | .636 | 1.021 |

SINGLE-GAME HIGHS & LOWS

| | 2024 | CAREER |
|--|---------------------------------------|---|
| | 5.1, at James Madison (3/1) | IP 5.1, at James Madison (3/1/24) |
| | 4, (2x), Last: at James Madison (3/1) | H 10, at VCU (3/10/23) |
| | 3, at James Madison (3/1) | R 6, at VCU (3/10/23) |
| | 3, at James Madison (3/1) | ER 5, at VCU (3/10/23) |
| | 3, at Georgia Tech (2/23) | BB 3, at Georgia Tech (2/23/24) |
| | 3, at James Madison (3/1) | SO 5, (2x), Last: vs. Princeton (4/21/23) |
| | 2, at James Madison (3/1) | HR 2, (3x), Last: at James Madison (3/1/24) |
| | — | CG — |
| | — | SHO — |
| | — | W STREAK — |
| | — | L STREAK — |

NOTE: Bold denotes active streak

SUNDAY'S GAME TWO PROBABLE STARTING PITCHER



WILLIAM JAUN LHP
2024 STATS: 1-1, 7.27 ERA, 8.2 IP, 9 BB, 3 SO

#30

Height / Weight: 6-3 / 225 lbs.
Hometown: Loveland, Ohio
High School: St. Xavier

Bats/Throws: L/L
Year: Junior

JAUN'S CAREER STATS

| | W | L | ERA | G | GS | CG | IP | H | R | ER | HR | BB | SO | GDP | WHIP | AVG |
|--------|---------------------------|---|------|---|----|----|-----|---|---|----|----|----|----|-----|------|------|
| 2022 | — DID NOT PLAY (INJURY) — | | | | | | | | | | | | | | | |
| 2023 | — DID NOT PLAY (INJURY) — | | | | | | | | | | | | | | | |
| 2024 | 1 | 1 | 7.27 | 2 | 2 | 0 | 8.2 | 6 | 7 | 7 | 0 | 9 | 3 | 2 | 1.73 | .214 |
| TOTALS | 1 | 1 | 7.27 | 2 | 2 | 0 | 8.2 | 6 | 7 | 7 | 0 | 9 | 3 | 2 | 1.73 | .214 |

NEWS & NOTES ON JAUN

- **THIS WEEKEND:** Slated to make third start and appearance of collegiate career and season this weekend.
- **LAST TIME OUT:** Could not escape fourth inning against James Madison in previous start last Sunday ... allowed five runs on two hits, issuing season-high five walks while fanning pair of Dukes batters ... saddled with first collegiate loss in setback.
- **AGAINST GEORGETOWN:** Will be first appearance against Georgetown in his collegiate career.
- **2023:** Missed season due to injury.
- **2022:** Missed season due to injury.
- **PRIOR TO CORNELL:** Played four years at St. Xavier HS as first baseman and pitcher, helping team claim Greater Catholic League South Division titles in 2019 and 2021 ... GCL Pitcher of the Year, All-City First Team, and All-State honorable mention in 2021 ... All-GCL First Team as a pitcher in 2021 and second team selection at first base in 2019 ... received St. Xavier's Most Valuable Player, Most Outstanding Pitcher and Scholar-Athlete awards in 2021 ... competed at club level with Midland Redskins, earning Central Region Honorable Mention for 2021 Perfect Game Preseason All-American and All-Region teams ... garnered Honorable Mention in 2020 for the Perfect Game Preseason Underclassmen All-American Teams ... tabbed fourth among first basemen in Ohio and top 1,000 nationally among classmates by Perfect Game ... member of National Honor Society and National Latin Honor Society ... AP Scholar with Distinction.
- **PERSONAL:** Son Gregory and Cynthia Jaun, and he has two sisters and one brother ... father was a pitcher on baseball team at Notre Dame (1980-83), and brother, Eric, was outfielder at Babson (2016-19) ... enrolled in the College of Arts and Sciences.

JAUN'S 2024 GAME LOG

| DATE/OPP | W/L | SCORE | IP | H | R | ER | HR | BB | SO | P/K | LEFT |
|------------|-----|-------|-----|---|---|----|----|----|----|--------|-------|
| 2/25 at GT | W | 11-4 | 5.0 | 4 | 2 | 2 | 0 | 4 | 1 | 82/44 | 7-0 |
| 3/3 at JMU | L | 5-7 | 3.2 | 2 | 5 | 5 | 0 | 5 | 2 | 77/41 | 4-2 |
| TOTALS | 1-1 | 7.27 | 8.2 | 6 | 7 | 7 | 0 | 9 | 3 | 159/85 | 53.5% |

* — denotes relief appearance

JAUN'S 2024 SPLITS

| SPLIT | W | L | G | GS | IP | H | R | ER | HR | BB | SO | ERA | AVG |
|----------|---|---|---|----|-----|---|---|----|----|----|----|-------|------|
| Total | 1 | 1 | 2 | 2 | 8.2 | 6 | 7 | 7 | 0 | 9 | 3 | 7.27 | .214 |
| Home | — | — | — | — | — | — | — | — | — | — | — | — | — |
| Away | 1 | 1 | 2 | 2 | 8.2 | 6 | 7 | 7 | 0 | 9 | 3 | 7.27 | .214 |
| Neutral | — | — | — | — | — | — | — | — | — | — | — | — | — |
| Day | 1 | 1 | 2 | 2 | 8.2 | 6 | 7 | 7 | 0 | 9 | 3 | 7.27 | .214 |
| Night | — | — | — | — | — | — | — | — | — | — | — | — | — |
| Starter | 1 | 1 | 2 | 2 | 8.2 | 6 | 7 | 7 | 0 | 9 | 3 | 7.27 | .214 |
| Reliever | — | — | — | — | — | — | — | — | — | — | — | — | — |
| February | 1 | 0 | 1 | 1 | 5.0 | 4 | 2 | 2 | 0 | 4 | 1 | 3.60 | .222 |
| March | 0 | 1 | 1 | 1 | 3.2 | 2 | 5 | 5 | 0 | 5 | 2 | 12.27 | .200 |
| April | — | — | — | — | — | — | — | — | — | — | — | — | — |
| May | — | — | — | — | — | — | — | — | — | — | — | — | — |

JAUN'S 2024 SPLITS vs. LHB/RHB

| | BF | AB | H | 2B | 3B | HR | BB | SO | AVG | OBP | SLG | OPS |
|---------|----|----|---|----|----|----|----|----|------|------|------|------|
| Total | 41 | 28 | 6 | 1 | 0 | 0 | 9 | 3 | .214 | .410 | .250 | .660 |
| vs. LHB | 8 | 4 | 1 | 0 | 0 | 0 | 3 | 1 | .250 | .625 | .250 | .875 |
| vs. RHB | 33 | 24 | 5 | 1 | 0 | 0 | 6 | 2 | .208 | .355 | .250 | .605 |

SINGLE-GAME HIGHS & LOWS

| 2024 | CAREER |
|-----------------------------|-----------------------------------|
| 5.0, at Georgia Tech (2/25) | IP 5.0, at Georgia Tech (2/25/24) |
| 4, at Georgia Tech (2/25) | H 4, at Georgia Tech (2/25/24) |
| 5, at James Madison (3/1) | R 5, at James Madison (3/1/24) |
| 5, at James Madison (3/1) | ER 5, at James Madison (3/1/24) |
| 5, at James Madison (3/1) | BB 5, at James Madison (3/1/24) |
| 2, at James Madison (3/1) | SO 2, at James Madison (3/1/24) |
| — | HR — |
| — | CG — |
| — | SHO — |
| — | W STREAK — |
| — | L STREAK — |

NOTE: Bold denotes active streak

IVY LEAGUE HONORS

| DATE | AWARD | PLAYER (SCHOOL) |
|---------|---------|------------------------|
| Feb. 26 | Player | Davis Baker (Penn) |
| | Pitcher | Andy Leon (Columbia) |
| | Rookie | Miles Newsome (Brown) |
| March 4 | Player | Jack Cooper (Columbia) |
| | Pitcher | Sean Matson (Harvard) |
| | Rookie | Nick Spaventa (Penn) |

IVY LEAGUE STANDINGS AND SCHEDULES

| as of 3/7/24 | IVY LEAGUE | | | | OVERALL | | | | | | |
|--------------|------------|------|----|--------|---------|------|--------|------|------|---------|-----|
| OPPONENT | W-L | PCT | GB | STREAK | W-L | PCT | STREAK | HOME | AWAY | NEUTRAL | RPI |
| Brown | 0-0 | .000 | — | — | 2-5 | .286 | L2 | 0-0 | 2-5 | 0-0 | 230 |
| Cornell | 0-0 | .000 | — | — | 1-5 | .167 | L3 | 0-0 | 1-5 | 0-0 | 126 |
| Columbia | 0-0 | .000 | — | — | 3-3 | .500 | W3 | 3-0 | 0-3 | 0-0 | 199 |
| Dartmouth | 0-0 | .000 | — | — | 0-5 | .000 | L5 | 0-0 | 0-5 | 0-0 | 295 |
| Harvard | 0-0 | .000 | — | — | 1-5 | .167 | L2 | 0-0 | 1-5 | 0-0 | 148 |
| Penn | 0-0 | .000 | — | — | 3-6 | .333 | L1 | 0-0 | 3-5 | 0-0 | 181 |
| Princeton | 0-0 | .000 | — | — | 1-5 | .167 | L4 | 0-0 | 1-5 | 0-0 | 185 |
| Yale | 0-0 | .000 | — | — | 0-6 | .000 | L6 | 0-0 | 0-6 | 0-0 | 277 |

LAST WEEK'S SCHEDULE

| Friday, March 1 | Saturday, March 2 | Sunday, March 3 |
|------------------------------------|---------------------------------------|--------------------------------------|
| James Madison 5, Cornell 1 | James Madison 8, Cornell 5 | James Madison 7, Cornell 5 |
| #17 North Carolina 12, Princeton 2 | #17 North Carolina 11, Princeton 2 | #17 North Carolina 13, Princeton 6 |
| Columbia 15, Marist 3 | Brown 5-2, Stetson 4-4 (7 inn. games) | The Citadel 6, Harvard 3 |
| North Florida 11, Dartmouth 2 | Harvard 4-8, The Citadel 3-10 | Columbia 9-15, Marist 7-11 |
| Stetson 7, Brown 2 | North Florida 14, Dartmouth 8 | Stetson 14, Brown 2 (7 inn.) |
| Tulane 11, Yale 1 | Tulane 11, Yale 4 | Tulane 4, Yale 0 |
| | USC Upstate 14-5, Penn 4-11 | USC Upstate 12, Penn 1 |
| | | Dartmouth at North Florida, canceled |

THIS WEEK'S SCORES

Tuesday, March 5
Penn 9, Charleston Southern 6

Wednesday, March 6
Charleston Southern 11, Penn 5

Friday, March 8
Harvard vs. Penn St., 12:00 (DH)
Yale at Towson, 2:00
Penn at Charleston, 4:00
Brown at Davidson, 4:00
Columbia vs. UC Irvine, 5:00 ET

THIS WEEKEND'S SCHEDULE

Saturday, March 9
Princeton at Navy, 11 a.m. (DH)
Yale at Towson, 12:00
Penn at Charleston, 1:00 (DH)
Brown at Davidson, 1:30 (DH)
Columbia at Fresno St., 4:00 ET
Columbia vs. UC Irvine, 8:00 ET

Sunday, March 10
Cornell at G'town, 11 a.m. (DH)
Harvard vs. Penn St., 12:00
Penn at Charleston, 1:00
Brown at Davidson, 1:00
Princeton at Navy, 1:00
Yale at Towson, 1:00
Columbia at Fresno St., 4:00 ET

NOTHING EXTRA, PLEASE

- Cornell has not played an extra-inning contest in any of its last 51 games, dating back to a 10-9 walk-off victory against Central New York rival Binghamton on April 20, 2022, at Hoy Field.
- Saint Peter's is the only Division I program to have its last extra-inning contest later than the Big Red. The Peacocks have not played extra innings since May 8, 2021, when they played a pair of eight-inning contests against Monmouth on both ends of a scheduled seven-inning doubleheader.
- Last season, Cornell was one of seven NCAA Division I programs not to play an extra-inning game, joined by Alabama A&M, East Tennessee State, Georgia Southern, Kansas State, Princeton, and Saint Peter's.
- Cornell's lone contest last year that did not end in nine innings was the nightcap of an April 22 doubleheader against Princeton, 11-0, which was halted after seven innings due to rain.
- Excluding the COVID-shortened 2020 season, last year's campaign was Cornell's first without any contests going to extra innings since 1997.

FAMILY MATTERS

- Freshman infielder **KEVIN HAGER** and freshman right-handed pitcher **GRAHAM BIBEN** are the younger brothers of former Cornell baseball alums.
- Hager's older brother, Frank, was a member of the Cornell baseball team from 2009-12 before returning to his alma mater in 2016, where he served as a volunteer assistant coach for **DAN PEPICELLI** in his first year at the helm of the Cornell baseball program. Hager was elevated to assistant coach the following year and remained with the program until the 2022 campaign.
- Biben's older brother, August, graduated from Cornell last spring and was a member of the Big Red program from 2019-23.

AGAINST THE BIG EAST

- Cornell has a 16-40-2 record against the eight current members of the Big East. The Big Red's last win over an active member of the Big East came against St. John's in the first game of a best-of-three series against the then-called Redmen in Princeton, N.J., at the ECAC Tournament on May 20, 1978. St. John's avenged the loss by posting consecutive victories the following day over Cornell.

NCAA LEADERS

LONGEST STRETCH WITHOUT EXTRA INNINGS

Active Streaks

| SCHOOL | DATE | OPP. | INN. |
|---------------|---------|---------------|------|
| Saint Peter's | 5/8/21 | Monmouth | 8 |
| ►Cornell | 4/20/22 | Binghamton | 10 |
| Ga. Southern | 4/20/22 | Florida State | 11 |
| Princeton | 4/24/22 | Harvard | 12 |
| Alabama A&M | 4/27/22 | Tougaloo | 10 |
| ETSU | 4/29/22 | Mercer | 11 |
| FDU | 5/14/22 | LIU | 10 |

SERIES HISTORY



SERIES HISTORY

GEORGETOWN LEADS, 19-5-2

| | |
|-------------------------------------|--------------|
| Ithaca, N.Y. (Booth Field) | 0-1 (0-0) |
| Washington, D.C. (Capital One Park) | 5-17-2 (0-0) |
| Neutral Sites | 0-2 |
| Under Dan Pepicelli | 0-2 |

SCORING RECORDS

| CORNELL | GEORGETOWN |
|-------------------------|-------------------------|
| Ithaca | Ithaca |
| GU 3, COR 0 (5/21/1904) | GU 3, COR 0 (5/21/1904) |
| Washington, D.C. | Washington, D.C. |
| GU 10, COR 7 (4/9/1921) | GU 14, COR 4 (4/5/1900) |
| Neutral Site | Neutral Site |
| GU 9, COR 8 (3/13/2022) | GU 9, COR 8 (3/13/2022) |

GAME-BY-GAME RESULTS

| DATE | SITE | SCORE |
|-----------|----------------------------------|------------------|
| 5/12/1893 | Washington, D.C. (Capitol Park) | W, 4-2 |
| 5/22/1894 | Washington, D.C. (National Park) | L, 4-7 |
| 5/12/1896 | Washington, D.C. | L, 1-12 (8 inn.) |
| 6/3/1896 | Scranton, Pa. | L, 5-8 |
| 4/5/1900 | Washington, D.C. | L, 4-14 (6 inn.) |
| 4/17/1901 | Washington, D.C. | L, 5-7 |
| 5/21/1904 | Ithaca, N.Y. | L, 0-3 |
| 4/4/1908 | Washington, D.C. | L, 3-4 |
| 4/3/1909 | Washington, D.C. | W, 6-3 |
| 4/5/1909 | Washington, D.C. | L, 4-5 |
| 4/7/1911 | Washington, D.C. | L, 1-8 |
| 4/10/1911 | Washington, D.C. | T, 4-4 (10 inn.) |
| 4/10/1912 | Washington, D.C. | T, 3-3 |
| 4/5/1913 | Washington, D.C. | L, 3-8 |
| 4/7/1913 | Washington, D.C. | L, 3-4 (12 inn.) |
| 4/4/1914 | Washington, D.C. | L, 2-3 (10 inn.) |
| 4/6/1914 | Washington, D.C. | W, 5-4 |
| 4/1/1920 | Washington, D.C. | W, 5-4 |
| 4/9/1921 | Washington, D.C. | L, 7-10 |
| 4/10/1922 | Washington, D.C. | L, 5-12 (8 inn.) |
| 4/10/1926 | Washington, D.C. | L, 5-6 |
| 4/4/1930 | Washington, D.C. | L, 3-9 |
| 4/4/1941 | Washington, D.C. | L, 0-2 |
| 4/3/1949 | Washington, D.C. | W, 3-1 |
| 4/4/2017 | Bethesda, Md. | L, 1-3 |
| 3/13/2022 | College Park, Md. | L, 8-9 (10 inn.) |

SCOUTING GEORGETOWN

- ▶ Georgetown, who enters this weekend's slate with a 6-6 overall record, is coming off an 11-9 loss to top-ranked Wake Forest on Tuesday. The Hoyas' game against No. 12-ranked Duke, initially scheduled for Wednesday, was postponed.
- ▶ Former Cornell infielder **JOE HOLLERBACH** homered for the Hoyas in the setback, going 1-for-4 with his three-run blast. Keith Savoy Jr. had the lone multi-hit game for Georgetown, going 2-for-2 with two RBI as a defensive replacement.
- ▶ In the loss, Georgetown had six batters hit by a pitch, including Derek Smith, who was plunked twice in the contest.
- ▶ Before Tuesday's loss to the Demon Deacons, Georgetown swept a three-game series against Fairleigh Dickinson in its home-opening series last weekend at Capital One Park. The Hoyas posted victories of 12-9, 7-2, and 9-2 over the Knights.

FAMILIAR FACE

- ▶ Georgetown graduate student **JOE HOLLERBACH** will be squaring off against his former team, as Hollerbach was a member of the Cornell baseball program from 2020-23.
- ▶ During his time on East Hill, Hollerbach posted a .265 batting average with 12 doubles, three triples, eight home runs, and 37 RBI. Hollerbach remains the last Cornell player to hit for the cycle, accomplishing the feat in an 11-7 victory against Coppin State on March 5, 2022.

131 YEARS, 327 MILES, 26 MEETINGS

- ▶ Cornell and Georgetown have previously played 26 times heading into this weekend's three-game series but have only faced each other twice since the Big Red's last victory, 3-1, on April 3, 1949, at Georgetown Field. The last two meetings have come in the previous seven years in Bethesda, Md., on April 4, 2017, and in College Park, Md., on March 13, 2022.
- ▶ A victory this weekend would be the Big Red's first over the Hoyas since the April 3, 1949 contest, where senior left-handed pitcher **KEN BATTLES** tossed a five-hit complete game while striking out seven Hoyas. Sophomore shortstop **ROBERT 'RIP' HALEY** had a two-RBI single in the seventh to increase Cornell's lead after senior catcher **GEORGE TESNOW** drove in sophomore left fielder **ED WINNICK** in the second inning to open the scoring. Georgetown's Al Naples thwarted Battles' shutout bid with a ninth-inning RBI triple. Naples recorded three of the Hoyas' five hits on the day.
- ▶ In the most recent meeting between the two programs on March 13, 2022, Cornell used a five-run ninth inning to take an 8-7 lead, but Georgetown's Ethan Stern hit a leadoff home run in the bottom of the ninth before Evan Blum walked the game off with a 10th-inning RBI single to solidify a 9-8 Hoyas victory at Bob "Turtle" Smith Stadium in College Park, Md.

CORNELL VS. GEORGETOWN

| PLAYER | AB | R | H | 2B | 3B | HR | RBI | BB | HBP | SO | SF | SH | SB | AVG | OBP | SLG |
|----------------|----|---|---|----|----|----|-----|----|-----|----|----|----|----|------|------|-------|
| Kyle Musser | 2 | 1 | 1 | 0 | 0 | 0 | 1 | 0 | 0 | 1 | 0 | 0 | 0 | .500 | .500 | .500 |
| Nathan Waugh | 5 | 1 | 2 | 0 | 0 | 1 | 1 | 0 | 0 | 2 | 0 | 0 | 0 | .400 | .400 | 1.000 |
| Ryan Porter | 4 | 1 | 1 | 0 | 1 | 0 | 0 | 0 | 0 | 0 | 0 | 0 | 0 | .250 | .250 | .750 |
| Matt Barnhorst | 5 | 0 | 0 | 0 | 0 | 0 | 0 | 0 | 0 | 2 | 0 | 0 | 0 | .000 | .000 | .000 |
| Max Jensen | 4 | 1 | 0 | 0 | 0 | 0 | 0 | 0 | 0 | 1 | 0 | 0 | 0 | .000 | .000 | .000 |
| Jakobi Davis | 3 | 0 | 0 | 0 | 0 | 0 | 0 | 0 | 0 | 3 | 0 | 0 | 0 | .000 | .000 | .000 |
| TOTALS | 23 | 4 | 4 | 0 | 1 | 1 | 2 | 0 | 0 | 9 | 0 | 0 | 0 | .174 | .174 | .261 |

BOOTH FIELD



After spending over 100-plus years at Hoy Field, Cornell's legendary, and storied, on-campus field, the Cornell baseball team officially moved to Booth Field, the program's brand-new, \$17.5 million off-campus facility on Friday, April 21, 2023.

Booth Field is named in honor of former Cornell pitcher **RICH BOOTH '82**, who has shown “extraordinary leadership and generosity — much of its anonymous — over the last four decades.”

The facility features many state-of-the-art amenities for the Cornell baseball team, including a 1500-square foot team room and lounge, 1500-square foot locker room, and a 7000-square foot indoor area for batting cages and pitching mounds. A nutrition station, Hall of Fame area, and a coaches room is included at the facility, which was completed this past summer.

BOOTH FIELD FIRSTS [ALL OCCURRED ON 4/7/23 UNLESS DENOTED]

GAME: Friday, April 21, 2023 (Princeton 11, Cornell 8)

CORNELL WIN:

ATTENDANCE: 397

TIME OF GAME | TEMPERATURE: 2:21 | 84°F

FIRST PITCH: 3:33 p.m. by Spencer Edwards, Cornell; fastball, ball

BATTER: Matt Scannell, Princeton (homered)

PLATE UMPIRE: Mike Lum

HIT: Home run by Matt Scannell, 1st inning, none on

RUN: Matt Scannell, Princeton (homered)

SINGLE: Brendan Cumming, Princeton, 1st inning

DOUBLE: Max Jensen, Cornell, 1st inning

TRIPLE: Jakobi Davis, Cornell, 2nd inning

FIRST RBI: Matt Scannell, Princeton, 1st inning (homered)

HOME RUN: Matt Scannell, Princeton, (1st inning off Spencer Edwards)

TWO-RUN HOME RUN: Kyle Vinci, Princeton, (4th inning off Spencer Edwards)

THREE-RUN HOME RUN: Kyle Vinci, Princeton, (7th inning off Carson Mayfield)

GRAND SLAM: Kyle Vinci, Princeton, 4/8/23, (7th inning off Von Baker)

PINCH-HIT HOME RUN: Never happened

INSIDE-THE-PARK HOME RUN: Never happened

WINNING PITCHER: Jackson Emus, Princeton (starter)

LOSING PITCHER: Spencer Edwards, Cornell (starter)

SAVE: Jacob Faulkner, Princeton

PUTOUT: Matt Barnhorst, Cornell (first out of 6-4-3 DP)

ASSIST: Ryan Porter, Cornell (GIDP to shortstop)

ERROR: Noah Granet, Princeton, fielding

CG SHUTOUT: Tom Chmielewski, Princeton, 4/8/23

9-INNING CG SHO: Has not happened

WALK: Cornell's John Quinlan by Princeton's Jackson Emus, 1st inning

STRIKEOUT: Princeton's Kyle Vinci by Cornell's Spencer Edwards, 1st inning

STOLEN BASE: Scott Bandura, Princeton, 4th inning

DOUBLE PLAY: Porter to Barnhorst to Jensen, Cornell, 1st inning

TRIPLE PLAY: Has not happened

BALK: Has not happened

ONE-HITTER: Has not happened

NO-HITTER: Has not happened

| Daily Batting Logs | | | | | | | | | | | | | | | |
|--------------------|---------------|---------------|---------------|---------------|---------------|---------------|---------------------|---------------------|----------------|----------------|----------------|--------------|---------------------|---------------------|-----------------|
| Player | 2/23 at GT | 2/24 at GT | 2/25 at GT | 3/1 at JMU | 3/2 at JMU | 3/3 at JMU | 3/10 (1) at GTWN | 3/10 (2) at GTWN | 3/15 at RIC | 3/16 at RIC | 3/17 at RIC | 3/19 BING | 3/23 (1) at PRIN | 3/23 (2) at PRIN | 3/24 at PRIN |
| Matt Barnhorst | k1kww | | 1kww2 | 1k1o | ko1o | | | | | | | | | | |
| Owen Carlson | | ko1o | | | | kwwwo | | | | | | | | | |
| Jakobi Davis | wkk1 | kkwwk | kk1o | kkh | | 3kkk | | | | | | | | | |
| Kevin Hager | | k1c | | doooo | koco | okow | | | | | | | | | |
| William Jaun | kkwoo | kko2 | | oooo | | | | | | | | | | | |
| Max Jensen | wo1ww | hkwhk | ooooeb | 2oo1 | ko3o | ooo4 | | | | | | | | | |
| Luke Johnson | 2kooo | | ooo2h | ookc | 1ko1c | ohok | | | | | | | | | |
| Braden Mack | 2 | o | ooho1 | | | ooko | | | | | | | | | |
| Jackson Marko | | | | | | | | | | | | | | | |
| Kyle Musser | | | 11kkk | cooo | ko2o | | | | | | | | | | |
| Ryan Porter | ck1wk | | | | okok | | | | | | | | | | |
| Mark Quatrani | | kk14 | | | | | | | | | | | | | |
| John Quinlan | | ood1 | | | k2o1 | 1woo | | | | | | | | | |
| TJ Swidorski | oowb | | F1kkk | | | | | | | | | | | | |
| Beck Urofsky | | | | | | | | | | | | | | | |
| Matthew Walters | | | | | | | | | | | | | | | |
| Nathan Waugh | wk1oo | 11ok | 4okkW | 1okk | kk1k | k2dk | | | | | | | | | |
| Caden Wildman | ooow1 | k1ok | 12kke | wo1w | howk | 12oo | | | | | | | | | |

KEY: 1-Single, 2-Double, 3-Triple, 4-Home Run, o-Out, k-Strikeout, w-Walk, W-Int. Walk, h-Hit by Pitch, e-Reached on Error, b-Sac Bunt, F-Sac Fly, c-Fielder's Choice, d-Double Play;
NOTE: Shading denotes started game; read left-to-right for first-to-last AB.

| 2024 Big Red Home Runs | | | | | | | | | | | | | | | | | | | | | | | | |
|------------------------|----|----|----|-------|---------|------------|---|---|---|------|---|---|------|----------|-----------|----|----|----|----|------|---------|-----------------------|------------|---------|
| Player | HR | vL | vR | Road/ | | Runners On | | | | Outs | | | Tied | Go Ahead | Direction | | | | | Team | Last Hr | | | |
| | | | | Home | Neutral | 0 | 1 | 2 | 3 | 0 | 1 | 2 | | | Game | LF | LC | CF | RC | | RF | W-L | Date / Opp | Pitcher |
| Matt Barnhorst | — | — | — | — | — | — | — | — | — | — | — | — | — | — | — | — | — | — | — | — | — | 5/6/23 at Dartmouth | Sarcone | 22 |
| Owen Carlson | — | — | — | — | — | — | — | — | — | — | — | — | — | — | — | — | — | — | — | — | — | — | — | |
| Jakobi Davis | — | — | — | — | — | — | — | — | — | — | — | — | — | — | — | — | — | — | — | — | — | 4/21/23 vs. Princeton | Kim | 44 |
| Kevin Hager | — | — | — | — | — | — | — | — | — | — | — | — | — | — | — | — | — | — | — | — | — | — | — | |
| William Jaun | — | — | — | — | — | — | — | — | — | — | — | — | — | — | — | — | — | — | — | — | — | — | — | |
| Max Jensen | 1 | 1 | — | — | 1 | 1 | — | — | — | — | — | 1 | — | — | — | — | — | — | 1 | — | 0-1 | 3/3/24 at JMU | Kinsler | 0 |
| Luke Johnson | — | — | — | — | — | — | — | — | — | — | — | — | — | — | — | — | — | — | — | — | — | — | — | |
| Braden Mack | — | — | — | — | — | — | — | — | — | — | — | — | — | — | — | — | — | — | — | — | — | — | — | |
| Jackson Marko | — | — | — | — | — | — | — | — | — | — | — | — | — | — | — | — | — | — | — | — | — | — | — | |
| Kyle Musser | — | — | — | — | — | — | — | — | — | — | — | — | — | — | — | — | — | — | — | — | — | — | — | |
| Ryan Porter | — | — | — | — | — | — | — | — | — | — | — | — | — | — | — | — | — | — | — | — | — | 4/28/23 vs. Penn | Zaffiro | 24 |
| Mark Quatrani | 1 | — | 1 | — | 1 | 1 | — | — | — | — | 1 | — | — | — | — | — | — | — | — | 1 | 0-1 | 2/24/24 at Ga. Tech | Gaudette | 4 |
| John Quinlan | — | — | — | — | — | — | — | — | — | — | — | — | — | — | — | — | — | — | — | — | — | 3/4/23 vs. PFW | Fine | 134 |
| TJ Swidorski | — | — | — | — | — | — | — | — | — | — | — | — | — | — | — | — | — | — | — | — | — | 2/25/23 at JMU | Murphy | 53 |
| Beck Urofsky | — | — | — | — | — | — | — | — | — | — | — | — | — | — | — | — | — | — | — | — | — | — | — | |
| Matthew Walters | — | — | — | — | — | — | — | — | — | — | — | — | — | — | — | — | — | — | — | — | — | — | — | |
| Nathan Waugh | 1 | — | 1 | — | 1 | 1 | — | — | — | — | — | — | 1 | — | 1 | — | — | 1 | — | — | 1-0 | 2/25/24 at Ga. Tech | Patel | 15 |
| Caden Wildman | — | — | — | — | — | — | — | — | — | — | — | — | — | — | — | — | — | — | — | — | — | — | — | |

| Big Red Miscellaneous Batting | | | | | | | | | | | | | | | | | | | | |
|-------------------------------|-----------------|---|---|----|-------|--------|-----------------|---|---|----|-------|--------|-------------|-------|-----|--------|-----------------------|------------------------|---------|------|
| Player | Multi-Hit Games | | | | | | Multi-RBI Games | | | | | | Hit Streaks | | | | Hits | | | |
| | 2 | 3 | 4 | 5+ | TOTAL | CAREER | 2 | 3 | 4 | 5+ | TOTAL | CAREER | 5-9 | 10-14 | 15+ | ACTIVE | 2024 HIGH | CAREER HIGH | INFIELD | BUNT |
| Matt Barnhorst | 2 | — | — | — | 2 | 12 | — | — | — | — | — | 5 | — | — | — | 4 | 4, (2/23 - 3/2) | 5, 2022 | — | — |
| Owen Carlson | — | — | — | — | — | — | — | — | — | — | — | — | — | — | — | 0 | 1, 2/24 | — | — | 1 |
| Jakobi Davis | — | — | — | — | — | 8 | — | — | — | — | — | 6 | — | — | — | 1 | 1, (3x), Last: (3/3) | 6, (2x), Last: 2023-24 | 2 | — |
| Kevin Hager | — | — | — | — | — | — | — | — | — | — | — | — | — | — | — | 0 | 1, (2/24) | — | — | — |
| William Jaun | — | — | — | — | — | — | — | — | — | — | — | — | — | — | — | 0 | 1, (2/24) | — | — | — |
| Max Jensen | 1 | — | — | — | 1 | 20 | — | — | — | — | — | 11 | — | — | — | 3 | 3, (3/1 - 3/3) | 8, 2022 | — | — |
| Luke Johnson | 1 | — | — | — | 1 | 1 | 1 | — | — | — | 1 | 1 | — | — | — | 0 | 2, (2/23 - 2/25) | 2, 2024 | — | — |
| Braden Mack | — | — | — | — | — | 1 | — | — | — | — | — | — | — | — | — | 0 | 1, (2x), Last: (2/25) | — | — | — |
| Jackson Marko | — | — | — | — | — | — | — | — | — | — | — | — | — | — | — | — | — | — | — | — |
| Kyle Musser | — | — | — | — | — | 1 | — | — | — | — | — | 2 | — | — | — | — | — | 4, 2023 | — | — |
| Ryan Porter | 1 | — | — | — | 1 | 12 | 1 | — | — | — | 1 | 9 | — | — | — | 1 | 2, (2/23 - 2/25) | 4, 2022-23 | 1 | — |
| Mark Quatrani | 1 | — | — | — | 1 | 1 | — | — | — | — | — | — | — | — | — | 0 | 1, (2/24) | — | — | — |
| John Quinlan | 1 | — | — | — | 1 | 9 | — | — | — | — | — | 1 | — | — | — | 6 | 3, (2/24 - 3/3) | 6, 2023-24 | 1 | — |
| TJ Swidorski | — | — | — | — | — | 3 | — | 1 | — | — | 1 | 2 | — | — | — | 1 | 1, (2/25) | 3, 2023 | — | — |
| Beck Urofsky | — | — | — | — | — | — | — | — | — | — | — | — | — | — | — | — | — | — | — | — |
| Matthew Walters | — | — | — | — | — | — | — | — | — | — | — | — | — | — | — | — | — | — | — | — |
| Nathan Waugh | 1 | — | — | — | 1 | 18 | 1 | — | — | — | 1 | 11 | 1 | — | — | 10 | 6, (2/23 - 3/3) | 10, 2023-24 | — | — |
| Caden Wildman | 2 | — | — | — | 2 | 2 | — | — | — | — | — | — | — | — | — | 1 | 4, (2/23 - 3/1) | 4, 2024 | 1 | — |
| Bold denotes active streak | | | | | | | | | | | | | | | | | | | | |

Bold denotes active streak

BIG RED W-L RECORD BY LINEUP CARD

| PLAYER | BATTING ORDER (STARTS) | | | | | | | | | BY POSITION (STARTS) | | | | | | | | |
|-----------------|------------------------|-----|-----|-----|-----|-----|-----|-----|-----|----------------------|-----|-----|-----|-----|-----|-----|-----|-----|
| | 1ST | 2ND | 3RD | 4TH | 5TH | 6TH | 7TH | 8TH | 9TH | C | 1B | 2B | 3B | SS | LF | CF | RF | DH |
| Matt Barnhorst | — | — | — | — | — | — | 1-2 | 0-1 | — | — | — | 1-3 | — | — | — | — | — | — |
| Owen Carlson | — | 0-1 | — | — | — | — | — | 0-1 | — | — | — | 0-2 | — | — | — | — | — | — |
| Jakobi Davis | — | — | — | — | — | 0-2 | — | 0-1 | 1-1 | — | — | — | — | — | — | 1-4 | — | — |
| Kevin Hager | — | — | — | — | — | — | 0-1 | 0-2 | 0-1 | — | — | — | — | 0-4 | — | — | — | — |
| William Jaun | — | — | — | 0-3 | — | — | — | — | — | — | 0-1 | — | — | — | — | — | — | 0-2 |
| Max Jensen | — | 1-4 | — | 0-1 | — | — | — | — | — | — | 1-4 | — | 0-1 | — | — | — | — | — |
| Luke Johnson | 1-4 | — | — | — | — | — | — | — | — | — | — | — | 1-4 | — | — | — | — | — |
| Braden Mack | — | — | — | 1-0 | — | 0-1 | — | — | — | — | — | — | — | — | — | — | — | 1-1 |
| Jackson Marko | — | — | — | — | — | — | — | — | — | — | — | — | — | — | — | — | — | — |
| Kyle Musser | — | — | — | — | — | — | — | — | — | — | — | — | — | — | — | — | — | — |
| Ryan Porter | — | — | — | — | 1-3 | — | — | — | — | — | — | — | — | — | 1-2 | — | 0-1 | — |
| Mark Quatrani | — | — | — | — | — | 0-1 | 0-1 | — | — | 0-2 | — | — | — | — | — | — | — | — |
| John Quinlan | 0-1 | — | — | — | — | — | — | — | 0-2 | — | — | — | — | — | 0-3 | — | — | — |
| TJ Swidorski | — | — | — | — | — | — | — | 1-0 | 0-1 | — | — | — | — | 1-1 | — | — | — | — |
| Beck Urofsky | — | — | — | — | — | — | — | — | — | — | — | — | — | — | — | — | — | — |
| Matthew Walters | — | — | — | — | — | — | — | — | — | — | — | — | — | — | — | — | — | — |
| Nathan Waugh | — | — | 1-5 | — | — | — | — | — | — | 1-3 | — | — | — | — | — | — | — | 0-2 |
| Caden Wildman | — | — | — | 0-1 | 0-2 | 1-1 | 0-1 | — | — | — | — | — | — | — | — | 0-1 | 1-4 | — |

BIG RED STARTING PITCHER RUN SUPPORT

| PLAYER | RUN | | RUN SUPPORT | | TOTAL RUNS | | TOTAL RUNS | | TEAM | QUALITY |
|-----------------|-----|---------|-------------|----|------------|-----------|------------|--------|------|---------|
| | GS | SUPPORT | PER 9 | IP | IN STARTS | PER START | W-L | STARTS | | |
| William Jaun | 2 | 11 | 11.42 | | 16 | 8.00 | 1-1 | 0 | | |
| Carson Mayfield | 2 | 2 | 2.16 | | 7 | 3.50 | 0-2 | 0 | | |
| Huxley Holcombe | 1 | 0 | 0.00 | | 2 | 2.00 | 0-1 | 0 | | |
| Von Baker | 1 | 0 | 0.00 | | 5 | 5.00 | 0-1 | 0 | | |
| TOTALS | 6 | 13 | 6.38 | | 30 | 5.00 | 1-5 | 0 | | |

RUNS BY INNING

| | 1 | 2 | 3 | 4 | 5 | 6 | 7 | 8 | 9 | 10 | 11 | 12 | 13 | 14 | 15 | TOTAL |
|------------|-----|---|----|----|----|----|----|----|----|----|----|----|----|----|----|-------|
| BIG RED | 3 | 1 | 4 | 2 | 3 | 8 | 2 | 1 | 6 | — | — | — | — | — | — | 30 |
| OPPONENTS | 15 | 1 | 1 | 4 | 2 | 11 | 4 | 6 | 1 | — | — | — | — | — | — | 45 |
| DIFFERENCE | -12 | 0 | +3 | -2 | +1 | -6 | -2 | -5 | +5 | — | — | — | — | — | — | -15 |

VICTORY MARGIN

| | 1 | 2 | 3 | 4 | 5 | 6 | 7 | 8 | 9 | 10 | 11 | 12 | 13 | 14 | 15+ |
|-----------|---|---|---|---|---|---|---|---|---|----|----|----|----|----|-----|
| BIG RED | — | — | — | — | — | — | 1 | — | — | — | — | — | — | — | — |
| OPPONENTS | — | 1 | 2 | 1 | — | — | — | — | — | 1 | — | — | — | — | — |

BIG RED MULTI-RUN INNINGS

| | TIMES | LAST TIME |
|---------|-------|---|
| 2 Runs | 1 | 2/25 at Georgia Tech (4th inning, 3 hits) |
| 3 Runs | 2 | 2/25 at Georgia Tech (6th inning, 2 hits) |
| 4 Runs | 2 | 3/3 at James Madison (3rd inning, 4 hits) |
| 5 Runs | 1 | 3/2 at James Madison (6th inning, 5 hits) |
| 6 Runs | 0 | — |
| 7 Runs | 0 | — |
| 8 Runs | 0 | — |
| 9 Runs | 0 | — |
| 10 Runs | 0 | — |

BIG RED GAME DELAYS

| DATE | OPPONENT | DELAY | REASON |
|------|----------|-------|--------|
|------|----------|-------|--------|

BIG RED 2024 PITCHING SPLITS

| | W | L | SV | G | IP | H | R | ER | HR | BB | SO | ERA | AVG |
|----------|---|---|----|---|------|----|----|----|----|----|----|-------|------|
| Total | 1 | 5 | 1 | 6 | 49.0 | 55 | 45 | 41 | 12 | 39 | 30 | 7.53 | .285 |
| Home | — | — | — | — | — | — | — | — | — | — | — | — | — |
| Away | 1 | 5 | 1 | 6 | 49.0 | 55 | 45 | 41 | 12 | 39 | 30 | 7.53 | .285 |
| Neutral | — | — | — | — | — | — | — | — | — | — | — | — | — |
| Day | 1 | 5 | 1 | 6 | 49.0 | 55 | 45 | 41 | 12 | 39 | 30 | 7.53 | .285 |
| Night | — | — | — | — | — | — | — | — | — | — | — | — | — |
| Starter | 1 | 3 | 0 | 6 | 18.1 | 23 | 25 | 25 | 5 | 18 | 8 | 12.27 | .274 |
| Reliever | 0 | 2 | 1 | 6 | 30.2 | 32 | 20 | 16 | 7 | 21 | 22 | 4.70 | .294 |
| February | 1 | 2 | 1 | 3 | 25.0 | 30 | 25 | 21 | 8 | 24 | 19 | 7.56 | .291 |
| March | 0 | 3 | 0 | 3 | 24.0 | 25 | 20 | 20 | 4 | 15 | 11 | 7.50 | .278 |
| April | — | — | — | — | — | — | — | — | — | — | — | — | — |
| May | — | — | — | — | — | — | — | — | — | — | — | — | — |

BIG RED 2024 BATTING SPLITS

| | AB | R | H | 2B | 3B | HR | RBI | BB | SO | AVG | OBP | SLG |
|----------|-----|----|----|----|----|----|-----|----|----|------|------|------|
| Total | 203 | 30 | 48 | 11 | 2 | 3 | 24 | 21 | 66 | .236 | .328 | .355 |
| Home | — | — | — | — | — | — | — | — | — | — | — | — |
| Away | 203 | 30 | 48 | 11 | 2 | 3 | 24 | 21 | 66 | .236 | .328 | .355 |
| Neutral | — | — | — | — | — | — | — | — | — | — | — | — |
| Day | 203 | 30 | 48 | 11 | 2 | 3 | 24 | 21 | 66 | .236 | .328 | .355 |
| Night | — | — | — | — | — | — | — | — | — | — | — | — |
| February | 105 | 19 | 28 | 6 | 0 | 2 | 13 | 14 | 39 | .267 | .371 | .381 |
| March | 98 | 11 | 20 | 5 | 2 | 1 | 11 | 7 | 27 | .204 | .278 | .327 |
| April | — | — | — | — | — | — | — | — | — | — | — | — |
| May | — | — | — | — | — | — | — | — | — | — | — | — |

BIG RED LINEUP PRODUCTION

| | AB | R | H | 2B | 3B | HR | RBI | BB | SO | AVG | OBP | SLG |
|-----|----|---|---|----|----|----|-----|----|----|------|------|------|
| 1st | 26 | 3 | 5 | 2 | 0 | 0 | 2 | 0 | 4 | .192 | .250 | .269 |
| 2nd | 18 | 6 | 4 | 1 | 1 | 0 | 1 | 6 | 4 | .222 | .462 | .389 |
| 3rd | 24 | 5 | 7 | 1 | 0 | 1 | 6 | 2 | 11 | .292 | .346 | .458 |
| 4th | 22 | 3 | 3 | 1 | 0 | 1 | 1 | 2 | 5 | .136 | .269 | .318 |
| 5th | 25 | 2 | 7 | 2 | 0 | 0 | 4 | 1 | 8 | .280 | .308 | .360 |
| 6th | 22 | 5 | 5 | 2 | 0 | 0 | 2 | 4 | 10 | .227 | .346 | .318 |
| 7th | 23 | 2 | 8 | 1 | 0 | 1 | 3 | 3 | 7 | .348 | .423 | .522 |
| 8th | 24 | 2 | 4 | 0 | 1 | 0 | 3 | 1 | 11 | .167 | .192 | .250 |
| 9th | 19 | 2 | 5 | 1 | 0 | 0 | 2 | 2 | 6 | .263 | .364 | .316 |



DAN PEPICELLI

9TH SEASON AT CORNELL

Years in Role: 9th Season as Head Coach

College: SUNY Cortland '90

Coaching Location: Dugout

DAN PEPICELLI was named the Ted Thoren Head Coach of Cornell Baseball on Aug. 10, 2015, and is currently in his ninth season at the helm of the Cornell baseball program.

Pepicelli's 85 wins as the Big Red's head coach stand as the fifth-most in program history and is three victories shy of assuming sole possession of fourth place in head coaching victories, trailing **TED THOREN** (515), **TOM FORD** (264), and **BILL WALKENBACH** (130).

Under Pepicelli's tutelage, Cornell has produced 21 All-Ivy League selections — including five First Team and eight Second Team selections. Four Big Red players have also been selected in the Major League Baseball Amateur Draft.

Before his arrival on East Hill, Pepicelli spent six seasons at Clemson where he had three coaching titles during his six-year stay. The final three years with the Tigers were as the associate head coach.

He became the Tigers' first pitching coach to lead a staff to Omaha in his first season with the squad. That year, Clemson's pitching staff posted the first of four consecutive seasons with an ERA under 4.00. Pepicelli recruited and developed Matt Crownover, who earned freshman All-America accolades in 2013 and ACC Pitcher of the Year honors in 2015, and was instrumental in assembling Baseball America's ninth-ranked recruiting class in 2015. In total, 10 Clemson pitchers were selected in the Major League Baseball Amateur Draft in Pepicelli's tenure at Clemson.

By joining the Big Red, Pepicelli returned home to upstate New York, where he previously had 11 years of head coaching experience at the Division III level between St. John Fisher and Hartwick.

After serving as an assistant coach for three seasons at Hartwick, Pepicelli was promoted to head coach for the 1999 season. Following his two-year tenure at Hartwick, Pepicelli was head coach and assistant athletic director at St. John Fisher for nine seasons (2001-09). Pepicelli was a two-time Empire 8 Coach of the Year (2001, 2007), with the latter coming when the Cardinals advanced to the NCAA Division III College World Series for the first time in program history.

Pepicelli's teams at St. John Fisher had winning records in each of his last seven seasons. His team garnered national recognition for sportsmanship in 2008 after a line-drive foul ball struck the opposing team's third-base coach in the head during the ninth inning of the play-in game of the 2008 ECAC Upstate Championship. Despite the fact the Cardinals were trailing, Pepicelli and the Cardinals elected to concede the game, ending any hope of clinching a berth an NCAA Tournament berth. The Committee on Sportsmanship and Ethical Conduct presented Pepicelli's team with the NCAA All-Divisions Sportsmanship Award.

Along with being the baseball coach at St. John Fisher, Pepicelli was the head strength and conditioning coach where he spent three years on the NCAA Competitive Safeguards Committee. He is a certified strength and conditioning specialist and is a member of the National Strength & Conditioning Association.

A native of Schenectady, N.Y., Pepicelli is married to the former Robyn Molloy, who played for and served as an assistant coach with the Syracuse women's soccer team. The couple has a daughter, Mia, and a son, Owen.

#24

PEPICELLI'S FILE

COACHING EXPERIENCE

| | |
|-------------------|--------------------------------|
| 1996-98 | Hartwick (Assistant Coach) |
| 1999-2000 | Hartwick (Head Coach) |
| 2001-09 | St. John Fisher (Head Coach) |
| 2010 | Clemson (Assistant Coach) |
| 2011-12 | Clemson (Assistant Head Coach) |
| 2013-15 | Clemson (Associate Head Coach) |
| 2016-Pres. | Cornell (Head Coach) |

PLAYING EXPERIENCE

| | |
|---------|---------------------------------|
| 1987-88 | Mohawk Valley Community College |
| 1989 | SUNY Oneonta |
| 1990 | SUNY Cortland |

EDUCATION

SUNY Cortland

• B.S., Economics and Management, 1990

NCAA COACHING CAREER

| SEASON | OVERALL | W-L% | CONF. | W-L% |
|-----------------------------|--------------|-------------|------------|-------------|
| HARTWICK [1999-2000] | | | | |
| 1999 | 9-22 | .290 | — | — |
| 2000 | 12-18 | .400 | 3-3 | .500 |
| TOTAL | 21-40 | .344 | 3-3 | .500 |

ST. JOHN FISHER [2001-09]

| | | | | |
|--------------|------------------|-------------|--------------|-------------|
| 2001 | 19-14 | .576 | 6-2 | .750 |
| 2002 | 15-19 | .441 | 3-3 | .500 |
| 2003 | 16-16 | .500 | 4-4 | .500 |
| 2004 | 27-14 | .659 | 4-4 | .500 |
| 2005 | 22-15 | .595 | 5-3 | .625 |
| 2006 | 26-15 | .634 | 9-7 | .563 |
| 2007 | 28-13 | .683 | 7-5 | .583 |
| 2008 | 25-14-2 | .634 | 9-7 | .563 |
| 2009 | 22-17 | .564 | 8-8 | .500 |
| TOTAL | 200-137-2 | .593 | 55-43 | .561 |

CORNELL [2016- PRES.]

| | | | | |
|----------------|-----------------------------------|-------------|----------------|-------------|
| 2016 | 14-24 | .368 | 7-13 | .350 |
| 2017 | 21-17 | .553 | 9-11 | .450 |
| 2018 | 14-22-1 | .392 | 9-12 | .429 |
| 2019 | 14-24 | .368 | 8-13 | .381 |
| 2020 | 1-8 | .111 | — | — |
| 2021 | — NO SEASON (COVID-19 PANDEMIC) — | | | |
| 2022 | 11-25 | .306 | 5-16 | .238 |
| 2023 | 9-26 | .257 | 8-13 | .381 |
| 2024 | 1-5 | .167 | 0-0 | .000 |
| TOTAL | 85-151-1 | .361 | 46-78 | .371 |
| OVERALL | 306-328-3 | .483 | 104-124 | .456 |



#14

TOM FORD

ASSOCIATE HEAD COACH
34TH SEASON AT CORNELL



#27

JOHN TOPPA

ASSISTANT COACH
2ND SEASON AT CORNELL



#44

JUSTIN DEVOID

VOLUNTEER ASSISTANT COACH
2ND SEASON AT CORNELL

THE LAST TIME...

A CORNELL TEAM SCORED...

| | |
|-------------------------------|---|
| 10+ Runs in a Game | 11, at Georgia Tech (2/25/24 - W, 11-4) |
| 15+ Runs in a Game | 15, vs. Princeton (4/20/19 - G2 - W, 15-9) |
| 20+ Runs in a Game | 27, at Towson (4/5/17 - W, 27-14) |
| 25+ Runs in a Game | 27, at Towson (4/5/17 - W, 27-14) |
| 5+ Runs in an Inning | 5, at James Madison (3/2/24 - T6 - L, 5-8) |
| 6+ Runs in an Inning | 7, at Harvard (4/15/23 - G1 - T4 - W, 11-6) |
| 7+ Runs in an Inning | 7, at Harvard (4/15/23 - G1 - T4 - W, 11-6) |
| 8+ Runs in an Inning | 8, vs. Yale (4/2/22 - G2 - B7 - W, 12-9) |
| 9+ Runs in an Inning | 12, at Harvard (4/10/11 - G2 - T2 - W, 18-5) |
| 10+ Runs in an Inning | 12, at Harvard (4/10/11 - G2 - T2 - W, 18-5) |
| 10+ Runs in Consecutive Games | 10, at Columbia (4/2/23 - G2 - W, 13-8) 13, vs. Ithaca (4/4/23 - W, 13-3) |
| 10+ Runs in 3+ Straight Games | 15, at James Madison (3/15/14 - G1 - L, 15-16) 17, at James Madison (3/15/14 - G2 - W, 17-8) 14, at James Madison (3/16/14 - W, 14-8 - 10 inn.) |
| 10+ Runs in 4+ Straight Games | 16, at Virginia (4/7/1902 - W, 16-10) 10, at Navy (4/9/1902 - W, 10-6) 11, vs. Rochester (4/12/1902 - W, 11-1) 12, vs. Niagara (4/19/1902 - W, 12-4) 10, vs. Columbia (4/26/1902 - W, 10-7) |

A CORNELL TEAM RECORDED...

| | |
|--------------------------------|---|
| 15+ Hits in a Game | 15, vs. Penn (4/28/23 - G2 - W, 11-9) |
| 20+ Hits in a Game | 28, at Towson (4/5/17 - W, 27-14) |
| 25+ Hits in a Game | 28, at Towson (4/5/17 - W, 27-14) |
| 5+ Doubles in a Game | 6, at Columbia (4/2/23 - G2 - W, 13-8) |
| 6+ Doubles in a Game | 6, at Columbia (4/2/23 - G2 - W, 13-8) |
| 7+ Doubles in a Game | 7, at George Mason (3/12/17 - W, 9-3) |
| 8+ Doubles in a Game | 9, at James Madison (3/15/14 - G1 - L, 15-16) |
| 9+ Doubles in a Game | 9, at James Madison (3/15/14 - G1 - L, 15-16) |
| 2+ Triples in a Game | 3, vs. Dartmouth (4/23/22 - G1 - W, 12-7) |
| 3+ Triples in a Game | 3, vs. Dartmouth (4/23/22 - G1 - W, 12-7) |
| 4+ Triples in a Game | 4, at Bucknell (3/4/00 - G2 - W, 8-6) |
| 3+ Home Runs in a Game | 3, at Dartmouth (5/6/23 - G2 - W, 7-2) |
| 4+ Home Runs in a Game | 4, vs. Dartmouth (4/23/22 - G1 - W, 12-7) |
| 5+ Home Runs in a Game | 5, at James Madison (3/15/14 - G1 - L, 15-16) |
| Leadoff Home Run | Adam Saks, at Harvard (4/13/19 - G2 - L, 1-7) |
| Back-to-Back Home Runs | Ryan Porter (2-run) & Matt Barnhorst (solo), vs. Harvard (3/25/22 - G2 - L, 5-11) |
| Back-to-Back-to-Back Home Runs | Chris Cruz (3-run), Spencer Scorza (solo), & Ryan Karl (solo), at James Madison (3/15/14 - G2 - W, 17-8) |
| Drew 10+ Walks in a Game | 10, at Georgia Tech (2/23/24 - L, 6-9) |
| Drew 15+ Walks in a Game | 16, at Bucknell (5/1/96 - G1 - W, 18-3) |
| Hit by 3+ Pitches in a Game | 3, vs. Penn (4/28/23 - G2 - W, 11-9) |
| Hit by 4+ Pitches in a Game | 4, vs. Harvard (3/26/22 - L, 11-12) |
| Hit by 5+ Pitches in a Game | 5, at Yale (4/5/14 - G2 - W, 6-4) |
| Hit by 6+ Pitches in a Game | 7, at Penn (4/15/06 - G2 - W, 23-10) |
| Hit by 7+ Pitches in a Game | 7, at Penn (4/15/06 - G2 - W, 23-10) |
| 4+ Stolen Bases in a Game | 5, vs. Princeton (4/22/23 - G1 - L, 5-8) |
| 5+ Stolen Bases in a Game | 5, vs. Princeton (4/22/23 - G1 - L, 5-8) |
| 6+ Stolen Bases in a Game | 7, at Coppin State (3/5/22 - G2 - W, 14-5) |
| 7+ Stolen Bases in a Game | 7, at Coppin State (3/5/22 - G2 - W, 14-5) |
| 8+ Stolen Bases in a Game | 9, at George Washington (3/9/14 - G2 - W, 8-1) |
| 9+ Stolen Bases in a Game | 9, at George Washington (3/9/14 - G2 - W, 8-1) |
| 10+ Stolen Bases in a Game | 10, vs. Sampson Air Force Base (6/2/52 - W, 8-3) |

A CORNELL PITCHING STAFF...

| | |
|--------------------------------|--|
| Threw a No-Hitter | Connor Kaufmann, vs. Dartmouth (4/1/12 — W, 2-0) |
| Threw a Combined No-Hitter | Kerry Brooks (3 inn.), Rob Wilson (3 inn.), Doug Petillo (1 inn.), vs. Rochester (4/5/89 - G1 - W, 2-1) |
| Threw a Perfect Game | Gary Gronowski, vs. Oneonta (5/11/76 — W, 1-0) |
| Shutout an Opponent | at Brown (5/7/22 - G2 - W, 3-0) |
| Shutout an Ivy League Opponent | at Brown (5/7/22 - G2 - W, 3-0) |
| Posted Consecutive Shutouts | vs. Oneonta (5/2/86 - G1 - W, 4-0) vs. Oneonta (5/2/86 - G2 - W, 5-0) |
| Struck out 10+ Batters | 11, vs. Princeton (4/22/23 - G1 - L, 5-8) |
| Struck out 11+ Batters | 11, vs. Princeton (4/22/23 - G1 - L, 5-8) |
| Struck out 12+ Batters | 14, vs. Niagara (2/29/20 - G2 - L, 6-8) |
| Struck out 13+ Batters | 14, vs. Niagara (2/29/20 - G2 - L, 6-8) |
| Struck out 14+ Batters | 14, vs. Niagara (2/29/20 - G2 - L, 6-8) |
| Struck out 15+ Batters | 15, vs. Canisius (4/4/18 - W, 6-5) |
| Struck out 16+ Batters | 18, at Princeton (4/29/09 - W, 9-0) |
| Struck out 17+ Batters | 18, at Princeton (4/29/09 - W, 9-0) |
| Struck out 18+ Batters | 18, at Princeton (4/29/09 - W, 9-0) |

A CORNELL TEAM ALLOWED...

| | |
|-----------------------|--|
| 10+ Runs in a Game | 12, at Georgia Tech (2/24/24 - L, 2-12) |
| 15+ Runs in a Game | 15, at Columbia (4/2/23 - G1 - L, 1-15) |
| 20+ Runs in a Game | 21, at Coppin State (3/6/22 - L, 2-21) |
| 25+ Runs in a Game | 31, at UC Santa Barbara (3/25/04 - L, 3-31) |
| 5+ Runs in an Inning | 5, at James Madison (3/2/24 - B1 - L, 5-8) |
| 6+ Runs in an Inning | 8, at Georgia Tech (2/24/24 - B1 - L, 2-12) |
| 7+ Runs in an Inning | 8, at Georgia Tech (2/24/24 - B1 - L, 2-12) |
| 8+ Runs in an Inning | 8, at Georgia Tech (2/24/24 - B1 - L, 2-12) |
| 9+ Runs in an Inning | 11, at George Mason (3/19/23 - B5 - L, 4-15) |
| 10+ Runs in an Inning | 11, at George Mason (3/19/23 - B5 - L, 4-15) |

A CORNELL TEAM DEFENSIVELY...

| | |
|----------------------------------|---|
| Committed 5+ Errors in a Game | 6, vs. Binghamton (4/20/22 - W, 10-9 - 10 inn.) |
| Committed 6+ Errors in a Game | 6, vs. Binghamton (4/20/22 - W, 10-9 - 10 inn.) |
| Committed 7+ Errors in a Game | 7, at Le Moyne (4/15/97 - L, 8-14) |
| Committed 8+ Errors in a Game | 8, at Pacific (3/20/96 - L, 7-18) |
| Committed 9+ Errors in a Game | 10, vs. Le Moyne (4/8/92 - G1 - L, 3-19) |
| Committed 10+ Errors in a Game | 10, vs. Le Moyne (4/8/92 - G1 - L, 3-19) |
| Turned 3+ Double Plays in a Game | 3, at Georgia Tech (2/25/24 - W, 11-4) |
| Turned 4+ Double Plays in a Game | 4, vs. Penn (4/24/11 - G2 - L, 2-10) |
| No Errors in 3+ Straight Games | 4 games (5/3/22 - 5/8/22) |
| No Errors in 4+ Straight Games | 4 games (5/3/22 - 5/8/22) |

A CORNELL TEAM...

| | |
|-----------------------------------|---|
| Played an Extra-Inning Game | vs. Binghamton (4/20/22 - W, 10-9 - 10 inn.) |
| Played a Top-25 Team | at #5 Wake Forest (3/5/23 - L, 3-10) |
| Swept a Doubleheader | at Dartmouth (5/6/23 - W, 6-2; W, 7-2) |
| Swept a 3-Game Series | at Villanova (3/22/13 - 3/24/13) |
| Swept a 3-Game Ivy League Series | Not on record |
| Swept a 4-Game Series | at Maryland Eastern Shore (3/2/12 - 3/4/12) |
| Swept a 4-Game Ivy League Series | vs. Penn (4/23/05 - 4/24/05) |
| Swept in Doubleheader | at Princeton (4/22/22 - L, 5-8; L, 0-11 - 7 inn.) |
| Swept in 3-Game Series | at James Madison (3/1/24 - 3/3/24) |
| Swept in 3-Game Ivy League Series | vs. Princeton (4/21/23 - 4/22/23) |
| Swept in 4-Game Series | at Columbia (4/18/15 - 4/19/15) |
| Swept in 4-Game Ivy League Series | at Columbia (4/18/15 - 4/19/15) |

Bold denotes occurred during 2024 season

A CORNELL INDIVIDUAL...

| | |
|--------------------------------------|---|
| Scored 4+ Runs in a Game | 4, Sam Kaplan, vs. Dartmouth (4/23/22 - G1 - W, 12-7) |
| Scored 5+ Runs in a Game | 5, Will Simoneit, at Towson (4/5/17 - W, 24-17) |
| Recorded 4+ Hits in a Game | 4, Nathan Waugh, vs. Princeton (4/22/23 - G1 - L, 5-8) |
| Recorded 5+ Hits in a Game | 5, Will Simoneit, at Army (4/3/19 - W, 4-1) |
| Recorded 6+ Hits in a Game | 6, Trey Baur, at Towson (4/5/17 - W, 24-17) |
| Recorded 2+ Doubles in a Game | 2, Jakobi Davis, vs. Penn (4/29/23 - L, 3-4) |
| Recorded 3+ Doubles in a Game | 3, Max Jensen, vs. Yale (4/2/22 - G2 - W, 12-9) |
| Recorded 2+ Triples in a Game | 2, Sam Kaplan, vs. Dartmouth (4/23/22 - G1 - W, 12-7) |
| Recorded 3+ Triples in a Game | 3, Steve Caputi, vs. Cortland (4/30/79 - W, 15-11) |
| Had a Multi-Home Run Game | 2, Will Simoneit, vs. Penn (4/28/19 - W, 8-7) |
| Had a 3-Home Run Game | 3, Dale Wickham, vs. Princeton (4/30/16 - W, 4-3) |
| Hit a Grand Slam | Matt Barnhorst, at Yale (3/24/22 - W, 5-3) |
| Recorded 5+ RBI in a Game | 5, Sam Kaplan, vs. Ithaca (4/4/23 - W, 13-3) |
| Recorded 6+ RBI in a Game | 6, Ellis Bitar, vs. Penn (4/21/18 - G1 - W, 10-9) |
| Recorded 7+ RBI in a Game | 7, Adam Jacobs, at UNC Greensboro (3/20/07 - L, 12-13 - 10 inn.) |
| Recorded 8+ RBI in a Game | 8, Ira Degenhardt, vs. Seton Hall (6/9/27 - W, 11-5) |
| Drew 3+ Walks in a Game | 3, Max Jensen, at Georgia Tech (2/23/24 - L, 6-9) |
| Drew 4+ Walks in a Game | 4, Justin Taylor, at Baylor (2/23/19 - L, 3-10) |
| Drew 5+ Walks in a Game | 5, Steve Caputi, at Hawai'i-Hilo (3/21/79 - W, 9-8) |
| Stole 2+ Bases in a Game | 3, Ryan Porter, vs. Princeton (4/22/23 - G1 - L, 5-8) |
| Stole 3+ Bases in a Game | 3, Ryan Porter, vs. Princeton (4/22/23 - G1 - L, 5-8) |
| Stole 4+ Bases in a Game | 6, Tom D'Alessandro, at George Washington (3/9/14 - G2 - W, 8-1) |
| Stole 5+ Bases in a Game | 6, Tom D'Alessandro, at George Washington (3/9/14 - G2 - W, 8-1) |
| Stole 6+ Bases in a Game | 6, Tom D'Alessandro, at George Washington (3/9/14 - G2 - W, 8-1) |
| Hit by 2+ Pitches in a Game | 2, Max Jensen, at Georgia Tech (2/24/24 - L, 2-12) |
| Hit by 3+ Pitches in a Game | 3, Mickey Brodsky, vs. Harvard (4/8/08 - G2 - L, 1-2) |
| Recorded Walk-Off Win | Max Jensen (hit by pitch), vs. Binghamton (4/20/22 - W, 10-9 - 10 inn.) |
| Recorded Walk-Off Win on Batted Ball | Matt Barnhorst (sacrifice fly), vs. Yale (4/2/22 - G1 - W, 2-1) |
| Recorded Walk-Off Win on Base Hit | |
| Recorded Walk-Off Home Run | Will Simoneit (3-run), vs. Penn (4/28/19 - W, 8-7) |
| Recorded a 10-Game Hit Streak | 10 games, Nathan Waugh (2023-24) |
| Recorded a 15-Game Hit Streak | 16 games, Brian Billigen (2012) |
| Recorded a 15-Game On-Base Streak | 23 games, Max Jensen (2022-23) |
| Recorded a 20-Game On-Base Streak | 23 games, Max Jensen (2022-23) |
| Recorded a 30-Game On-Base Streak | 42 games, Nathan Ford (2008-09) |
| Recorded a 40-Game On-Base Streak | 42 games, Nathan Ford (2008-09) |

A CORNELL PITCHER...

| | |
|--|--|
| Threw a 7-Inning No-Hitter | Connor Kaufmann, vs. Dartmouth (4/1/12 - W, 2-0) |
| Threw a 9-Inning No-Hitter | Larry Rafalski, vs. Hartwick (4/25/68 - W, 7-0) |
| Threw a Perfect Game | Gary Gronowski, vs. Oneonta (5/11/76 - W, 1-0) - 7-inning game |
| Threw a 7-Inning Complete Game | Tim Willittes, vs. Penn (4/22/17 - G1 - L, 0-5) |
| Threw a 7-Inning Complete Game Shutout | Brian McAfee, vs. Princeton (4/26/15 - G1 - W, 10-0) |
| Threw a 9-Inning Complete Game | Luke Yacinich, at Brown (5/7/22 - G1 - W, 3-0) - 111 pitches |
| Threw a 9-Inning Complete Game Shutout | Luke Yacinich, at Brown (5/7/22 - G1 - W, 3-0) - 111 pitches |
| Pitched 3+ Scoreless Innings of Relief | Huxley Holcombe (4.1 IP), at James Madison (3/2/24 - L, 5-8) - 70 pitches |
| Pitched 3+ Hitless Innings of Relief | Spencer Edwards (3.0 IP), at VCU (3/11/22 - L, 5-10) - 48 pitches |
| Pitched 4+ Scoreless Innings of Relief | Huxley Holcombe (4.1 IP), at James Madison (3/2/24 - L, 5-8) - 70 pitches |
| Struck out 10+ Batters | 10, Justin Lewis, at Navy (3/4/17 - G2 - L, 7-8) |
| Struck out 11+ Batters | 13, Tim Willittes, at Bucknell (3/19/16 - G2 - W, 5-2) |
| Struck out 12+ Batters | 13, Tim Willittes, at Bucknell (3/19/16 - G2 - W, 5-2) |
| Struck out 13+ Batters | 13, Tim Willittes, at Bucknell (3/19/16 - G2 - W, 5-2) |
| Struck out 14+ Batters | 15, Chris Schutt, at Columbia (4/19/03) |
| Struck out 15+ Batters | 15, Chris Schutt, at Columbia (4/19/03) |

Bold denotes occurred during 2024 season

BIG RED TRENDS

| CATEGORY | 2024 | UNDER PEPICELLI |
|-------------------------------|------|-----------------|
| Overall | 1-5 | 85-151-1 |
| Ivy League Opponents | 0-0 | 46-78 |
| Non-Conference Opponents | 1-5 | 39-73-1 |
| vs. Power 5 Opponent | 1-2 | 3-23 |
| vs. Non-Power 5 Opponent | 0-3 | 36-50-1 |
| Home | 0-0 | 27-44-1 |
| Away | 1-5 | 53-101 |
| Neutral | 0-0 | 5-6 |
| Day Games (before 5 p.m.) | 1-5 | 82-144-1 |
| Night Games (5 p.m. or later) | 0-0 | 3-7 |
| February | 1-2 | 1-19 |
| March | 0-3 | 30-54 |
| April | 0-0 | 44-68-1 |
| May | 0-0 | 10-10 |
| Scoring 0-2 Runs | 0-2 | 7-69 |
| Scoring 3-5 Runs | 0-2 | 23-55-1 |
| Scoring 6-9 Runs | 0-1 | 29-26 |
| Scoring 10-Plus Runs | 1-0 | 26-1 |
| Allowing 0-2 Runs | 0-0 | 32-8 |
| Allowing 3-5 Runs | 1-1 | 32-33-1 |
| Allowing 6-9 Runs | 0-3 | 19-61 |
| Allowing 10-Plus Runs | 0-1 | 2-49 |
| Leading after Six Innings | 1-1 | 64-11 |
| Trailing after Six Innings | 0-4 | 17-129 |
| Tied after Six Innings | 0-0 | 4-11-1 |
| Leading after Seven Innings | 1-0 | 57-6 |
| Trailing after Seven Innings | 0-5 | 11-118 |
| Tied after Seven Innings | 0-0 | 6-8-1 |
| Leading after Eight Innings | 1-0 | 60-3 |
| Trailing after Eight Innings | 0-5 | 5-122 |
| Tied after Eight Innings | 0-0 | 7-7-1 |
| Big Red with No Home Runs | 0-3 | 36-100 |
| Big Red Hit a Home Run | 1-2 | 49-51-1 |
| Hits One Home Run | 1-2 | 33-42-1 |
| Hits Multiple Home Runs | 0-0 | 16-9 |
| Big Red Are Errorless | 0-1 | 31-36 |
| Big Red Has an Error | 1-4 | 54-115-1 |
| Commits One Error | 1-3 | 29-43-1 |
| Commits Multiple Errors | 0-1 | 25-72 |
| Out-hit Opponent | 1-0 | 67-17 |
| Out-hit by Opponent | 0-5 | 13-126-1 |
| Hits are Equal | 0-0 | 5-8 |
| Big Red Scores First | 1-2 | 53-49-1 |
| Opponent Scores First | 0-3 | 32-102 |
| Extra-Inning Games | 0-0 | 6-9-1 |
| One-Run Games | 0-0 | 22-31 |
| Two-Run Games | 0-1 | 16-22 |
| Five-Plus-Run Games | 1-1 | 22-69 |
| Shutouts | 0-0 | 6-18 |

INDIVIDUAL AND TEAM GAME HIGHS

INDIVIDUAL GAME HIGHS

| BATTING | | | TEAM GAME HIGHS | | |
|-------------------|---|--|-----------------------|---|--|
| At-Bats | 5, (5x), Last: Luke Johnson, at James Madison (3/2/24) | | At-Bats | 38, at Georgia Tech (2/25/24) | |
| Runs Scored | 3, (2x), Last: Caden Wildman, at Georgia Tech (2/25/24) | | Runs Scored | 11, at Georgia Tech (2/25/24) | |
| Hits | 2, (10x), Last: Caden Wildman, at James Madison (3/3/24) | | Hits | 11, at Georgia Tech (2/25/24) | |
| Runs Batted In | 3, TJ Swidorski, at Georgia Tech (2/25/24) | | Runs Batted In | 7, at Georgia Tech (2/25/24) | |
| Doubles | 1, (11x), Last: Nathan Waugh & Caden Wildman, at James Madison (3/3/24) | | Doubles | 3, at Georgia Tech (2/25/24) | |
| Triples | 1, (2x), Last: Jakobi Davis, at James Madison (3/3/24) | | Triples | 1, (2x), Last: at James Madison (3/3/24) | |
| Home Runs | 1, (3x), Last: Max Jensen, at James Madison (3/3/24) | | Home Runs | 1, (3x), Last: at James Madison (3/3/24) | |
| Walks Drawn | 3, Max Jensen, at Georgia Tech (2/23/24) | | Walks Drawn | 10, at Georgia Tech (2/25/24) | |
| Strikeouts | 3, (6x), Last: Jakobi Davis, at James Madison (3/3/24) | | Strikeouts | 14, (2x), Last: at Georgia Tech (2/25/24) | |
| Sacrifice Bunts | 1, (2x), Last: Max Jensen, at Georgia Tech (2/25/24) | | Sacrifice Bunts | 1, (2x), Last: at Georgia Tech (2/25/24) | |
| Sacrifice Flies | 1, TJ Swidorski, at Georgia Tech (2/25/24) | | Sacrifice Flies | 1, at Georgia Tech (2/25/24) | |
| Stolen Bases | 1, (3x), Last: Caden Wildman, at James Madison (3/3/24) | | Stolen Bases | 1, (3x), Last: at James Madison (3/3/24) | |
| Hit by Pitches | 2, Max Jensen, at Georgia Tech (2/24/24) | | Hit by Pitches | 2, (2x), Last: at Georgia Tech (2/25/24) | |
| Caught Stealing | 1, (2x), Last: Ryan Porter, at Georgia Tech (2/25/24) | | Caught Stealing | 1, (2x), Last: at Georgia Tech (2/25/24) | |
| | | | Hit into Double Plays | 1, (3x), Last: at James Madison (3/3/24) | |
| | | | Runners Left on Base | 11, at Georgia Tech (2/23/24) | |
| PITCHING | | | PITCHING | | |
| Innings Pitched | 5.1, Carson Mayfield, at James Madison (3/1/24) | | Innings Pitched | 9.0, at Georgia Tech (2/25/24) | |
| Hits Allowed | 7, Huxley Holcombe, at Georgia Tech (2/24/24) | | Hits Allowed | 12, at Georgia Tech (2/24/24) | |
| Runs Allowed | 8, Huxley Holcombe, at Georgia Tech (2/24/24) | | Runs Allowed | 12, at Georgia Tech (2/24/24) | |
| Earned Runs | 8, Huxley Holcombe, at Georgia Tech (2/24/24) | | Earned Runs | 12, at Georgia Tech (2/24/24) | |
| Walks Issued | 5, (3x), Last: William Jaun, at James Madison (3/3/24) | | Walks Issued | 10, at Georgia Tech (2/23/24) | |
| Strikeouts | 4, Story Kimura, at Georgia Tech (2/24/24) | | Strikeouts | 8, (2x), Last: at Georgia Tech (2/24/24) | |
| Doubles Allowed | 3, Huxley Holcombe, at Georgia Tech (2/24/24) | | Doubles Allowed | 6, at Georgia Tech (2/24/24) | |
| Triples Allowed | 1, (2x), Last: Nathaniel Jennewein, at James Madison (3/2/24) | | Triples Allowed | 1, (2x), Last: at James Madison (3/2/24) | |
| Home Runs Allowed | 3, Huxley Holcombe, at Georgia Tech (2/24/24) | | Home Runs Allowed | 4, at Georgia Tech (2/24/24) | |
| Wild Pitches | 2, Carson Mayfield, at Georgia Tech (2/23/24) | | Wild Pitches | 2, (2x), Last: at Georgia Tech (2/24/24) | |
| Hit Batsmen | 2, William Stephens, at Georgia Tech (2/24/24) | | Hit Batsmen | 3, at Georgia Tech (2/24/24) | |
| FIELDING | | | FIELDING | | |
| Putouts | 11, (2x), Last: Max Jensen, at James Madison (3/2/24) | | Putouts | 27, at Georgia Tech (2/25/24) | |
| Assists | 5, TJ Swidorski, at Georgia Tech (2/25/24) | | Assists | 14, at Georgia Tech (2/25/24) | |
| Errors | 2, Nathan Waugh, at Georgia Tech (2/23/24) | | Errors | 3, at Georgia Tech (2/23/24) | |
| Passed Balls | 1, (2x), Last: Mark Quatrani, at James Madison (3/2/24) | | Passed Balls | 1, (2x), Last: at James Madison (3/2/24) | |
| | | | Double Plays Turned | 3, at Georgia Tech (2/25/24) | |

2024 CORNELL BASEBALL JERSEY TRACKER



WHITE
Home: 0-0
Road: 0-0
Neutral: 0-0



GRAY
Home: 0-0
Road: 0-2
Neutral: 0-0



RED
Home: 0-0
Road: 0-2
Neutral: 0-0



BLACK
Home: 0-0
Road: 1-1
Neutral: 0-0

| Date | Opponent | Result | Date | Opponent | Result | Date | Opponent | Result | Date | Opponent | Result |
|------|----------|--------|------|------------------|--------|------|------------------|---------|------|------------------|---------|
| | | | 2/23 | at Georgia Tech | L, 6-9 | 2/24 | at Georgia Tech | L, 2-12 | 2/25 | at Georgia Tech | W, 11-4 |
| | | | 3/1 | at James Madison | L, 1-5 | 3/2 | at James Madison | L, 5-8 | 3/3 | at James Madison | L, 5-7 |

2024 GAME-BY-GAME BATTING STATISTICS

| DATE | OPPONENT | AB | R | H | RBI | 2B | 3B | HR | TB | BB | IBB | SB | CS | HBP | SAC | SF | GDP | SO | PO | A | E | LOB | AVG | OBP | SLG | OPS |
|------|------------------|----|----|----|-----|----|----|----|----|----|-----|----|----|-----|-----|----|-----|----|----|----|---|-----|------|------|------|------|
| 2/23 | at Georgia Tech | 33 | 6 | 8 | 4 | 2 | 0 | 0 | 10 | 10 | 0 | 1 | 1 | 0 | 1 | 0 | 0 | 11 | 24 | 8 | 3 | 11 | .242 | .419 | .303 | .722 |
| 2/24 | at Georgia Tech | 34 | 2 | 9 | 2 | 1 | 0 | 1 | 13 | 2 | 0 | 0 | 0 | 2 | 0 | 0 | 1 | 14 | 24 | 7 | 1 | 8 | .254 | .383 | .343 | .726 |
| 2/25 | at Georgia Tech | 38 | 11 | 11 | 7 | 3 | 0 | 1 | 17 | 2 | 1 | 0 | 1 | 2 | 1 | 1 | 0 | 14 | 27 | 14 | 1 | 6 | .267 | .371 | .381 | .752 |
| 3/1 | at James Madison | 32 | 1 | 6 | 1 | 1 | 0 | 0 | 7 | 2 | 0 | 0 | 0 | 1 | 0 | 0 | 0 | 6 | 24 | 13 | 1 | 7 | .248 | .346 | .343 | .689 |
| 3/2 | at James Madison | 35 | 5 | 8 | 5 | 2 | 1 | 0 | 12 | 1 | 0 | 1 | 0 | 1 | 0 | 0 | 0 | 12 | 24 | 8 | 0 | 5 | .244 | .332 | .343 | .675 |
| 3/3 | at James Madison | 31 | 5 | 6 | 5 | 2 | 1 | 1 | 13 | 4 | 0 | 1 | 0 | 1 | 0 | 0 | 1 | 9 | 24 | 7 | 1 | 4 | .236 | .328 | .355 | .682 |

2024 GAME-BY-GAME PITCHING STATISTICS

| DATE | OPPONENT | IP | H | R | ER | BB | SO | 2B | 3B | HR | WP | BK | HBP | DP | IBB | SCORE | W | L | SV | ERA | WHIP | BB/9 | SO/9 |
|------|------------------|-----|----|----|----|----|----|----|----|----|----|----|-----|----|-----|-------|---|---|----|------|------|-------|------|
| 2/23 | at Georgia Tech | 8.0 | 11 | 9 | 5 | 10 | 8 | 3 | 1 | 2 | 2 | 0 | 0 | 0 | 0 | 6-9 | 0 | 1 | 0 | 5.63 | 2.63 | 11.25 | 9.00 |
| 2/24 | at Georgia Tech | 8.0 | 12 | 12 | 12 | 9 | 8 | 6 | 0 | 4 | 2 | 0 | 3 | 1 | 0 | 2-12 | 0 | 2 | 0 | 9.56 | 2.63 | 10.69 | 9.00 |
| 2/25 | at Georgia Tech | 9.0 | 7 | 4 | 4 | 5 | 3 | 1 | 0 | 2 | 1 | 0 | 1 | 3 | 0 | 11-4 | 1 | 0 | 1 | 7.56 | 2.16 | 8.64 | 6.84 |
| 3/1 | at James Madison | 8.0 | 8 | 5 | 5 | 2 | 4 | 1 | 0 | 2 | 0 | 0 | 0 | 1 | 0 | 1-5 | 0 | 1 | 0 | 7.09 | 1.94 | 7.09 | 6.27 |
| 3/2 | at James Madison | 8.0 | 10 | 8 | 8 | 7 | 3 | 2 | 1 | 0 | 1 | 0 | 2 | 0 | 0 | 5-8 | 0 | 1 | 0 | 7.46 | 1.98 | 7.24 | 5.71 |
| 3/3 | at James Madison | 8.0 | 7 | 7 | 7 | 6 | 4 | 0 | 0 | 2 | 1 | 0 | 1 | 0 | 0 | 5-7 | 0 | 1 | 0 | 7.53 | 1.92 | 7.16 | 5.51 |

2024 CORNELL OVERALL STATISTICS

Overall1-5

Home0-0

Away1-5

Neutral0-0

Ivy League0-0

BATTING STATISTICS

| # | PLAYER | AVG | GP | GS | AB | R | H | 2B | 3B | HR | RBI | TB | SLG% | BB | HBP | SO | GDP | OB% | SF | SH | SB | ATT |
|-----------|----------------|------|----|----|-----|----|----|----|----|----|-----|-----|------|----|-----|----|-----|------|----|----|----|-----|
| 4 | Caden Wildman | .333 | 6 | 6 | 21 | 4 | 7 | 2 | 0 | 0 | 1 | 9 | .429 | 4 | 1 | 5 | 0 | .462 | 0 | 0 | 1 | 2 |
| 40 | Nathan Waugh | .292 | 6 | 6 | 24 | 5 | 7 | 1 | 0 | 1 | 6 | 11 | .458 | 2 | 0 | 11 | 1 | .346 | 0 | 0 | 0 | 0 |
| 7 | Max Jensen | .250 | 6 | 6 | 20 | 6 | 5 | 1 | 1 | 1 | 2 | 11 | .550 | 4 | 2 | 3 | 0 | .423 | 0 | 1 | 1 | 1 |
| 8 | Luke Johnson | .190 | 5 | 5 | 21 | 3 | 4 | 2 | 0 | 0 | 2 | 6 | .286 | 0 | 2 | 4 | 0 | .261 | 0 | 0 | 1 | 1 |
| 22 | Jakobi Davis | .188 | 5 | 5 | 16 | 3 | 3 | 0 | 1 | 0 | 1 | 5 | .313 | 2 | 1 | 12 | 0 | .316 | 0 | 0 | 0 | 0 |
| 30 | William Jaun | .083 | 5 | 5 | 12 | 0 | 1 | 1 | 0 | 0 | 0 | 2 | .167 | 1 | 0 | 4 | 0 | .154 | 0 | 0 | 0 | 0 |
| 2 | Matt Barnhorst | .375 | 4 | 4 | 16 | 2 | 6 | 1 | 0 | 0 | 2 | 7 | .438 | 2 | 0 | 7 | 0 | .444 | 0 | 0 | 0 | 0 |
| 1 | John Quinlan | .333 | 3 | 3 | 12 | 1 | 4 | 1 | 0 | 0 | 1 | 5 | .417 | 1 | 0 | 1 | 1 | .385 | 0 | 0 | 0 | 0 |
| 19 | Mark Quatrani | .250 | 3 | 2 | 8 | 1 | 2 | 0 | 0 | 1 | 2 | 5 | .625 | 0 | 0 | 4 | 0 | .250 | 0 | 0 | 0 | 0 |
| 12 | Ryan Porter | .235 | 4 | 4 | 17 | 2 | 4 | 1 | 0 | 0 | 3 | 5 | .294 | 1 | 0 | 6 | 0 | .278 | 0 | 0 | 0 | 1 |
| 23 | Braden Mack | .200 | 4 | 2 | 10 | 1 | 2 | 1 | 0 | 0 | 0 | 3 | .300 | 0 | 1 | 1 | 0 | .273 | 0 | 0 | 0 | 0 |
| 15 | Owen Carlson | .167 | 3 | 2 | 6 | 2 | 1 | 0 | 0 | 0 | 0 | 1 | .167 | 2 | 0 | 2 | 0 | .375 | 0 | 0 | 0 | 0 |
| 18 | TJ Swidorski | .167 | 2 | 2 | 6 | 0 | 1 | 0 | 0 | 0 | 3 | 1 | .167 | 1 | 0 | 3 | 0 | .250 | 1 | 1 | 0 | 0 |
| 20 | Kevin Hager | .071 | 4 | 4 | 14 | 0 | 1 | 0 | 0 | 0 | 1 | 1 | .071 | 1 | 0 | 3 | 0 | .133 | 0 | 0 | 0 | 0 |
| TOTALS | | .236 | 6 | | 203 | 30 | 48 | 11 | 2 | 3 | 24 | 72 | .355 | 21 | 7 | 66 | 2 | .328 | 1 | 2 | 3 | 5 |
| OPPONENTS | | .288 | 6 | | 191 | 45 | 55 | 13 | 2 | 12 | 44 | 108 | .565 | 39 | 7 | 30 | 4 | .419 | 4 | 3 | 14 | 16 |

PITCHING STATISTICS

| # | PLAYER | ERA | W | L | APP | GS | CG | SHO | SV | IP | H | R | ER | BB | SO | 2B | 3B | HR | AB | AVG | WP | HBP | BK | SFA | SHA |
|-----------|---------------------|-------|---|---|-----|----|----|-----|----|------|----|----|----|----|----|----|----|----|-----|------|----|-----|----|-----|-----|
| 13 | Ethan Hamill | 4.32 | 0 | 0 | 2 | 0 | 0 | 0/0 | 1 | 8.1 | 8 | 4 | 4 | 2 | 4 | 0 | 0 | 4 | 32 | .250 | 2 | 1 | 0 | 0 | 0 |
| 32 | Carson Mayfield | 5.40 | 0 | 1 | 2 | 2 | 0 | 0/0 | 0 | 8.1 | 8 | 5 | 5 | 4 | 5 | 0 | 1 | 2 | 33 | .242 | 2 | 0 | 0 | 0 | 0 |
| 30 | William Jaun | 7.27 | 1 | 1 | 2 | 2 | 0 | 0/0 | 0 | 8.2 | 6 | 7 | 7 | 9 | 3 | 1 | 0 | 0 | 28 | .214 | 0 | 1 | 0 | 1 | 2 |
| 17 | William Stephens | 0.00 | 0 | 0 | 1 | 0 | 0 | 0/0 | 0 | 0.0 | 0 | 0 | 0 | 1 | 0 | 0 | 0 | 0 | 0 | .000 | 0 | 2 | 0 | 0 | 0 |
| 9 | Story Kimura | 0.00 | 0 | 0 | 2 | 0 | 0 | 0/0 | 0 | 2.2 | 1 | 0 | 0 | 0 | 4 | 0 | 0 | 0 | 8 | .125 | 1 | 0 | 0 | 1 | 0 |
| 16 | Noah Keller | 3.38 | 0 | 1 | 2 | 0 | 0 | 0/0 | 0 | 5.1 | 7 | 6 | 2 | 6 | 4 | 2 | 0 | 0 | 23 | .304 | 0 | 0 | 0 | 0 | 0 |
| 36 | Nathaniel Jennewein | 8.10 | 0 | 1 | 2 | 0 | 0 | 0/0 | 0 | 3.1 | 2 | 3 | 3 | 3 | 3 | 1 | 1 | 0 | 12 | .167 | 0 | 1 | 0 | 0 | 0 |
| 37 | Huxley Holcombe | 13.50 | 0 | 1 | 2 | 1 | 0 | 0/0 | 0 | 5.1 | 12 | 8 | 8 | 4 | 1 | 3 | 0 | 3 | 26 | .462 | 1 | 0 | 0 | 1 | 1 |
| 25 | Beck Urofsky | 13.50 | 0 | 0 | 1 | 0 | 0 | 0/0 | 0 | 0.2 | 2 | 1 | 1 | 1 | 1 | 2 | 0 | 0 | 4 | .500 | 1 | 1 | 0 | 0 | 0 |
| 28 | Max Foster | 13.50 | 0 | 0 | 3 | 0 | 0 | 0/0 | 0 | 2.0 | 5 | 3 | 3 | 1 | 2 | 2 | 0 | 2 | 10 | .500 | 0 | 0 | 0 | 0 | 0 |
| 33 | Von Baker | 16.62 | 0 | 0 | 2 | 1 | 0 | 0/0 | 0 | 4.1 | 4 | 8 | 8 | 8 | 3 | 2 | 0 | 1 | 15 | .267 | 0 | 1 | 0 | 1 | 0 |
| TOTALS | | 7.53 | 1 | 5 | 6 | | 0 | 0/0 | 1 | 49.0 | 55 | 45 | 41 | 39 | 30 | 13 | 2 | 12 | 191 | .288 | 7 | 7 | 0 | 4 | 3 |
| OPPONENTS | | 4.00 | 5 | 1 | 6 | | 0 | 0/0 | 2 | 54.0 | 48 | 30 | 24 | 21 | 66 | 11 | 2 | 3 | 203 | .236 | 2 | 7 | 0 | 1 | 2 |

GAME-BY-GAME INFORMATION

| DATE | OPPONENT | TIME/ FINAL | CORNELL | | | | OPPONENT | | | | | | | WIN | LOSS | SAVE | TIME | ATT |
|------|------------------|-------------------------------------|---------|----|---|-----|----------|----|---|-----|-----|-----|-----|-------------------|-----------------|--------------|------|-------|
| | | | R | H | E | LOB | R | H | E | LOB | REC | IVY | POS | | | | | |
| 2/23 | at Georgia Tech | L, 6-9 | 6 | 8 | 3 | 11 | 9 | 11 | 1 | 12 | 0-1 | — | — | Stanford (1-0) | Keller (0-1) | — | 3:02 | 1,063 |
| 2/24 | at Georgia Tech | L, 2-12 | 2 | 9 | 1 | 8 | 12 | 12 | 0 | 11 | 0-2 | — | — | Finateri (2-0) | Holcombe (0-1) | — | 2:45 | 1,320 |
| 2/25 | at Georgia Tech | W, 11-4 | 11 | 11 | 1 | 6 | 4 | 7 | 2 | 7 | 1-2 | — | — | Jaun (1-0) | Patel (0-1) | Hamill (1) | 2:36 | 1,182 |
| 3/1 | at James Madison | L, 1-5 | 1 | 6 | 1 | 7 | 5 | 8 | 0 | 4 | 1-3 | — | — | Mozoki (1-1) | Mayfield (0-1) | — | 1:57 | 321 |
| 3/2 | at James Madison | L, 5-8 | 5 | 8 | 0 | 5 | 8 | 10 | 1 | 10 | 1-4 | — | — | Kleinfelter (1-0) | Jennewein (0-1) | Logar (2) | 2:30 | 521 |
| 3/3 | at James Madison | L, 5-7 | 5 | 6 | 1 | 4 | 7 | 7 | 0 | 7 | 1-5 | — | — | Kinsler (3-0) | Jaun (1-1) | Vogatsky (2) | 2:18 | 540 |
| 3/9 | at Georgetown | GAME CANCELED (NO MAKEUP SCHEDULED) | | | | | | | | | 1-5 | — | — | | | | | |
| 3/10 | at Georgetown | TBA | | | | | | | | | | | | | | | | |
| 3/10 | at Georgetown | TBA | | | | | | | | | | | | | | | | |
| 3/15 | at Richmond | 1:30 p.m. | | | | | | | | | | | | | | | | |
| 3/16 | at Richmond | 1 p.m. | | | | | | | | | | | | | | | | |
| 3/17 | at Richmond | 12 p.m. | | | | | | | | | | | | | | | | |
| 3/19 | BINGHAMTON | 3 p.m. | | | | | | | | | | | | | | | | |
| 3/23 | at Princeton | 11:30 a.m. | | | | | | | | | | | | | | | | |
| 3/23 | at Princeton | 2:30 p.m. | | | | | | | | | | | | | | | | |
| 3/24 | at Princeton | 12 p.m. | | | | | | | | | | | | | | | | |
| 3/30 | DARTMOUTH | 11:30 a.m. | | | | | | | | | | | | | | | | |
| 3/30 | DARTMOUTH | 2:30 p.m. | | | | | | | | | | | | | | | | |
| 3/31 | DARTMOUTH | 12 p.m. | | | | | | | | | | | | | | | | |
| 4/1 | at Ithaca | TBA | | | | | | | | | | | | | | | | |
| 4/6 | HARVARD | 11:30 a.m. | | | | | | | | | | | | | | | | |
| 4/6 | HARVARD | 2:30 p.m. | | | | | | | | | | | | | | | | |
| 4/7 | HARVARD | 12 p.m. | | | | | | | | | | | | | | | | |
| 4/13 | at Penn | 11:30 a.m. | | | | | | | | | | | | | | | | |
| 4/13 | at Penn | 2:30 p.m. | | | | | | | | | | | | | | | | |
| 4/14 | at Penn | 12 p.m. | | | | | | | | | | | | | | | | |
| 4/16 | at Binghamton | 6:30 p.m. | | | | | | | | | | | | | | | | |
| 4/20 | YALE | 11:30 a.m. | | | | | | | | | | | | | | | | |
| 4/20 | YALE | 2:30 p.m. | | | | | | | | | | | | | | | | |
| 4/21 | YALE | 12 p.m. | | | | | | | | | | | | | | | | |
| 4/27 | COLUMBIA | 11:30 a.m. | | | | | | | | | | | | | | | | |
| 4/27 | COLUMBIA | 2:30 p.m. | | | | | | | | | | | | | | | | |
| 4/28 | COLUMBIA | 12 p.m. | | | | | | | | | | | | | | | | |
| 4/30 | at Binghamton | 6:30 p.m. | | | | | | | | | | | | | | | | |
| 5/4 | at Brown | 11:30 a.m. | | | | | | | | | | | | | | | | |
| 5/4 | at Brown | 2:30 p.m. | | | | | | | | | | | | | | | | |
| 5/5 | at Brown | 12 p.m. | | | | | | | | | | | | | | | | |

2024 CORNELL BASEBALL TV / PHOTO ROSTER



1 JOHN QUINLAN
OF | S/R | Jr. | 5'9" | 180
Menlo Park, Calif.




2 MATT BARNHORST
INF/OF | R/R | Sr. | 6'0" | 195
Ponte Vedra Beach, Fla.




3 CHRIS ELLISON
RHP | R/R | Jr. | 6'0" | 190
Howell, N.J.



4 CADEN WILDMAN
OF | R/R | So. | 6'3" | 215
Woodbury, Minn.



5 WILL LONG
RHP | R/R | Jr. | 6'0" | 170
Great Falls, Va.



6 KYLE MUSSER
OF | R/R | Jr. | 5'10" | 182
Lititz, Pa.



7 MAX JENSEN
INF | L/R | Jr. | 6'3" | 210
Burke, Va.



8 LUKE JOHNSON
INF | R/R | Fr. | 6'1" | 180
Coto de Caza, Calif.



9 STORY KIMURA
RHP | R/R | Sr. | 6'0" | 175
Dallas, Texas



11 MATTHEW WALTERS
OF | R/R | So. | 5'11" | 195
Granbury, Texas



12 RYAN PORTER
OF/RHP | R/R | Jr. | 6'0" | 185
Houston, Texas




13 ETHAN HAMILL
RHP | R/R | So. | 6'3" | 200
Chester, Va.



15 OWEN CARLSON
INF | L/R | Fr. | 5'11" | 180
Los Angeles, Calif.



16 NOAH KELLER
LHP | L/L | So. | 6'1" | 210
Goodrich, Mich.



17 WILLIAM STEPHENS
RHP | R/R | Sr. | 6'2" | 205
Stone Mountain, Ga.



18 TJ SWIDORSKI
INF | R/R | So. | 6'0" | 175
Woodbury, Minn.



19 MARK QUATRANI
C | R/R | Fr. | 5'11" | 200
Springfield, Pa.



20 KEVIN HAGER
INF | R/R | Fr. | 6'0" | 190
Berkeley Heights, N.J.



21 JOHN GERFEN
LHP | R/L | So. | 6'0" | 195
Brewster, N.Y.



22 JAKOBI DAVIS
OF | L/R | Jr. | 6'4" | 210
Sarasota, Fla.



23 BRADEN MACK
C | R/R | Sr. | 6'2" | 210
Woodbridge, Va.



25 BECK UROFSKY
INF/RHP | R/R | So. | 6'4" | 225
Silver Spring, Md.



26 TOM CLANCY
RHP | R/R | Jr. | 6'1" | 190
Westfield, N.J.



28 MAX FOSTER
RHP | R/R | Fr. | 6'3" | 210
Bethel, Conn.




30 WILLIAM JAUN
LHP/IB | L/R | Jr. | 6'3" | 225
Loveland, Ohio



31 GRAHAM BIBEN
RHP | R/R | Fr. | 6'0" | 170
New York, N.Y.



32 CARSON MAYFIELD
RHP | R/R | So. | 6'5" | 200
Annandale, Va.



33 VON BAKER
RHP | R/R | Sr. | 6'7" | 235
St. Johnsville, N.Y.



34 ETHAN VAN SICE
RHP | R/R | Fr. | 5'9" | 170
Arlington, Va.



36 NATHANIEL JENNEW EIN
LHP | R/L | Fr. | 5'11" | 180
Tampa, Fla.



37 HUXLEY HOLCOMBE
LHP/OF | L/L | Fr. | 6'6" | 180
Worcester, Mass.



38 ASHER GARDY
RHP | R/R | So. | 6'2" | 185
Springfield, Va.



40 NATHAN WAUGH
C | R/R | Sr. | 6'5" | 230
Placentia, Calif.



41 JACKSON MARKO
C | R/R | Fr. | 5'10" | 175
Syracuse, N.Y.



42 JOSH SHEA
RHP | R/R | So. | 5'11" | 175
Cortlandt Manor, N.Y.



24 DAN PEPICELLI
Head Coach
9th Season




14 TOM FORD
Associate Head Coach
34th Season



27 JOHN TOPPA
Assistant Coach
2nd Season



44 JUSTIN DEVOID
Volunteer Assistant Coach
2nd Season



GRACE DESTEFANO
Athletic Trainer
2nd Season