

CORNELL BIG RED

2023-24 MEN'S HOCKEY GAME NOTES

TWO-TIME NATIONAL CHAMPIONS [1967, 1970] | 26 IVY LEAGUE CHAMPIONSHIPS | 13 ECAC HOCKEY CHAMPIONSHIPS

2023-24 SCHEDULE

OCTOBER [2-0-0]

14	TMU (EXH.)	ESPN+	W, 6-1
21	U.S. NTDP U-18s (EXH.)	ESPN+	W, 5-4 (OT)
27	#11 MINNESOTA DULUTH	ESPN+	W, 4-1
28	#11 MINNESOTA DULUTH	ESPN+	W, 3-0

NOVEMBER [3-3-1, 2-3-1 ECAC]

3	at Yale*	ESPN+	W, 3-1
4	at Brown*	ESPN+	W, 7-1
10	DARTMOUTH*	ESPN+	T, 2-2 (SOW)
11	HARVARD*	ESPN+	L, 2-3
17	at #7 Quinnipiac*	ESPN+	L, 4-8
18	at Princeton*	ESPN+	L, 1-2 (OT)
25	vs. #5 Boston University ^(RHH)	ESPN+	W, 2-1

DECEMBER [1-1-2, 1-1-0 ECAC]

1	at Colgate*	ESPN+	W, 4-2
2	COLGATE*	ESPN+	L, 2-4
29	vs. #11 UMass ^(AWI)	ESPN+	T, 2-2 (SOW)
30	vs. #13 Arizona St. ^(AWI)	ESPN+	T, 2-2 (SOL)

JANUARY [5-0-1, 3-0-1 ECAC]

12	at #11 Arizona State	P-12 Insider	W, 3-2 (OT)
13	at #11 Arizona State	P-12 Insider	W, 4-1
19	PRINCETON*	ESPN+	W, 6-2
20	#3 QUINNIPAC*	ESPN+	W, 3-2 (OT)
26	at Harvard*	ESPN+	W, 2-0
27	at Dartmouth*	ESPN+	T, 2-2 (SOL)

FEBRUARY [5-1-2, 5-1-2 ECAC]

2	ST. LAWRENCE*	ESPN+	W, 5-1
3	CLARKSON*	ESPN+	W, 7-2
9	at RPI*	ESPN+	W, 4-1
10	at Union*	ESPN+	W, 6-1
16	BROWN*	ESPN+	W, 3-0
17	YALE*	ESPN+	T, 1-1 (SOW)
23	at Clarkson*	ESPN+	L, 3-4 (OT)
24	at St. Lawrence*	ESPN+	T, 2-2 (SOW)

MARCH [5-1-0, 1-1-0 ECAC]

1	UNION*	ESPN+	L, 2-3
2	RPI*	ESPN+	W, 3-1

2024 ECAC MEN'S HOCKEY CHAMPIONSHIP

15	HARVARD	ESPN+	W, 4-3
16	HARVARD	ESPN+	W, 4-1
22	vs. Dartmouth	ESPN+	W, 6-3
23	vs. St. Lawrence	ESPN+	W, 3-1

2024 NCAA DIVISION I MEN'S HOCKEY CHAMPIONSHIP

28	vs. #6 Maine	ESPNNews	5:30 p.m.
----	--------------	----------	-----------

All game times Eastern, subject to change

* - Denotes ECAC Hockey contest

Bold Red CAPS denotes home game

^(RHH) - Red Hot Hockey (New York, N.Y.)

^(AWI) - Adirondack Winter Invitational (Lake Placid, N.Y.)

CORNELL BIG RED

VS

MAINE BLACK BEARS

GAME NO. 34 | THURSDAY, MARCH 28 | 5:30 P.M. | SPRINGFIELD, MASS. | MASSMUTUAL CENTER | SERIES TIED, 7-7-3

21-6-6

12-6-4

12/11

OVERALL ECAC HOCKEY RANKS (USCHO/USA HOCKEY)

Mike Schafer

541-288-111 ^(.635)

29TH SEASON AS HEAD COACH

29TH SEASON AT CORNELL

23-11-2

14-9-1

6/6

OVERALL HOCKEY EAST RANKS (USCHO/USA HOCKEY)

Ben Barr

45-49-11 ^(.481)

3RD SEASON AS HEAD COACH

3RD SEASON AT MAINE

GAME INFORMATION

TV BROADCAST

ESPN

Play-by-Play: Clay Matvick

Analyst: Sean Ritchlin

Live Stats: ncaa.com

RADIO BROADCAST

WHCU 97.3 FM

Play-by-Play: Jason Weinstein

Radio Stream: whcuradio.com

PUCK DROP

► Making its second consecutive appearance and its fifth trip to the NCAA Division I Men's Hockey Championship since 2017-18, the No. 12-ranked Cornell men's hockey team faces No. 6-ranked Maine in the second semifinal of the Springfield Regional at MassMutual Center this evening.

► Game action will be broadcast on ESPNNews, with Clay Matvick on play-by-play and Sean Ritchlin providing analysis. Fans can also access the game with an ESPN+ subscription.

ROAD TO ST. PAUL

► Cornell is participating in its 24th NCAA Division I Men's Ice Hockey Championship this weekend. It is the 10th-most appearances by any program and the second-most by the 12 members of ECAC Hockey, trailing fellow Ivy League program and bitter rival Harvard (27).

► Joining the Big Red in the Springfield Regional are the third-overall seed Denver (33rd appearance), Maine (19th appearance), and UMass (fifth appearance).

► Last season, Cornell upset Denver, 2-0, in the semifinal of the Manchester Regional behind a 27-save shutout by then-sophomore goaltender **IAN SHANE**. The blanking marked just the second time a Big Red netminder logged a shutout in the NCAA Tournament, joining **KEN DRYDEN** (30 saves against North Dakota on March 16, 1967), who did so in the national semifinal setting up Cornell to claim its first national championship title over Boston University.

NOT HIS FIRST RODEO

► **MIKE SCHAFER** '86, the Jay R. Bloom '77 Head Coach of Cornell Men's Ice Hockey, will be coaching in his 14th NCAA Tournament this weekend. He is one of three head coaches in this year's tournament to have coached in at least 10 tournaments, joined by Minnesota's Bob Motzko (12) and Quinnipiac's Rand Pecknold (10).

► Schafer, who coached his first NCAA Tournament game in his first year at the helm of the Big Red program in 1995-96, has an overall record of 10-13 (.435) in the NCAA postseason.

► Under Schafer, the Big Red has made one Frozen Four, which was in 2003, when it was held in Buffalo, N.Y.

► Schafer, a 1986 Cornell graduate, is one of nine head coaches in this year's tournament to be coaching their alma mater. He is joined by North Dakota's Brad Berry, Boston College's Greg Brown, Denver's David Carle, Western Michigan's Pat Ferschweiler, Omaha's Mike Gabinet, Michigan's Brandon Naurato, Michigan State's Adam Nightengale, and Boston University's Jay Pandolfo.

NCAA TOURNAMENT

MOST NCAA TOURNAMENT APPEARANCES

NCAA History

SCHOOL	APPS.
Michigan	41
Minnesota	41
Boston University	39
Boston College	37
North Dakota	35
Denver	33
Michigan State	28
Harvard	27
Wisconsin	27
► Cornell	24

NCAA TOURNAMENT

MOST NCAA TOURNAMENT APPEARANCES

Active Head Coaches

COACH	SCHOOL	TRIPS
► Mike Schafer	Cornell	14
Bob Motzko	Minnesota	12
Rand Pecknold	Quinnipiac	10
Mike Hastings	Wisconsin	9
Brad Berry	North Dakota	5
Four coaches tied with...		4

MEDIA CONTACT

MARSHALL HAIM

Assistant Director of Athletic Communications

✉ mh2348@cornell.edu

☎ (716) 465-4945 (mobile)

2023-24 CORNELL BIG RED ROSTER

NO	NAME	POS	HT	WT	YR	S/C	HOMETOWN	LAST TEAM	NHL	YEAR	RD	PICK
2	Liam Steele	D	6-4	217	Fr.	R	Cobham, England	Salmon Arm Silverbacks (BCHL)				
3	Jack O'Brien	D	6-0	185	So.	L	White Rock, British Columbia	Nanaimo Clippers (BCHL)				
4	Hank Kempf	D	6-2	204	Jr.	L	Wilmette, Ill.	Muskegon Lumberjacks (USHL)		2021	7th	208th
5	Hoyt Stanley	D	6-3	197	Fr.	R	West Vancouver, British Columbia	Victoria Grizzlies (BCHL)		2023	4th	108th
6	George Fegas	D	6-2	209	Fr.	R	Richmond Hill, Ontario	Muskegon Lumberjacks (USHL)		2022	3rd	83rd
7	Jimmy Rayhill	D	5-9	175	Jr.	R	New Hartford, N.Y.	Odessa Jackalopes (NAHL)				
8	Luke Devlin	F	6-3	196	Fr.	L	Memphis, Tenn.	West Kelowna Warriors (BCHL)		2022	6th	182nd
9	Jack O'Leary	A	F	5-7	163	Jr.	St. James, N.Y.	Cedar Rapids RoughRiders (USHL)				
10	Jake Kraft	F	5-8	168	Fr.	L	Churchville, N.Y.	Cedar Rapids RoughRiders (USHL)				
11	Sean Donaldson	F	5-11	188	So.	L	Vancouver, British Columbia	Nanaimo Clippers (BCHL)				
12	Tim Rego	D	6-0	178	Jr.	R	Mansfield, Mass.	Brooks Bandits (AJHL)				
13	Marian Mosko	D	5-11	182	Fr.	L	Visolaje, Slovakia	Fargo Force (USHL)				
14	Ryan Walsh	F	6-1	181	Fr.	R	Rochester, N.Y.	Cedar Rapids RoughRiders (USHL)	(B)	2023	6th	188th
15	Tyler Catalano	F	6-4	235	Fr.	R	St. Louis, Mo.	Youngstown Phantoms (USHL)				
16	Gabriel Seger	A	F	6-4	213	Sr.	Uppsala, Sweden	Union College (ECAC)				
17	Dalton Bancroft	F	6-3	209	So.	R	Madoc, Ontario	Trenton Golden Hawks (OJHL)				
18	Kyler Kovich	F	6-2	185	Jr.	L	Coquitlam, British Columbia	Tri-City Storm (USHL)				
19	Sullivan Mack	F	6-1	192	Jr.	L	Anchorage, Alaska	Salmon Arm Silverbacks (BCHL)				
21	Ben Robertson	D	5-11	185	Fr.	L	Potomac Falls, Va.	Waterloo Black Hawks (USHL)				
22	Kyle Penney	C	F	6-1	205	Jr.	Lawrencetown, Nova Scotia	Chilliwack Chiefs (BCHL)				
23	Winter Wallace	F	6-3	222	So.	R	Boulder, Colo.	Youngstown Phantoms (USHL)				
26	Ondrej Psenicka	F	6-6	216	Jr.	L	Praha, Czechia	Waterloo Black Hawks (USHL)				
27	Michael Suda	D	6-1	192	Jr.	L	Cheektowaga, N.Y.	Fargo Force (USHL)				
28	Nick DeSantis	F	5-9	166	So.	R	Collegeville, Pa.	Madison Capitols (USHL)				
30	Ian Shane	G	6-0	168	Jr.	L	Manhattan Beach, Calif.	Bismarck Bobcats (NAHL)				
33	Remington Keopple	G	6-2	184	So.	L	New Richmond, Wis.	Des Moines Buccaneers (USHL)				
34	Ryan McInchak	G	6-0	178	Sr.	L	Trenton, Mich.	American International College (AHA)				
38	Jonathan Castagna	F	6-2	194	Fr.	L	Etobicoke, Ontario	St. Andrew's College		2023	3rd	70th

COACHING AND SUPPORT STAFF

Head Coach:	Mike Schafer
Associate Head Coach:	Ben Syer
Assistant Coach:	Sean Flanagan
Dir. Hockey Ops / Ast. Coach:	Ben Russell
Athletic Trainer:	Ed Kelly
Equipment Manager:	Sean Schmidt

PRUH-NUHN-SEE-AY-SHN GUIDE

4	Hank Kempf	KEHM-ph
6	George Fegas	feg-AIR-ess
12	Tim Rego	REE-go
13	Marian Mosko	mah-SKOH
16	Gabriel Seger	SEE-gher
26	Ondrej Psenicka	ON-dray zeh-NEET-skuh
27	Michael Suda	SOO-duh
28	Nick DeSantis	duh-SAN-tuhs
33	Remington Keopple	KEH-pull
34	Ryan McInchak	mick-IN-chack
38	Jonathan Castagna	KUH-stan-yuh
HC	Mike Schafer	SHAY-fuhr
AHC	Ben Syer	SIGH-er

ROSTER BREAKDOWN

FRESHMAN (10)

2 Steele
5 Stanley
6 Fegas
8 Devlin
10 Kraft
13 Mosko
14 Walsh
15 Catalano
21 Robertson
38 Castagna

SOPHOMORE (6)

3 O'Brien
11 Donaldson
17 Bancroft
23 Wallace
28 DeSantis
33 Keopple

JUNIOR (10)

4 Kempf
7 Rayhill
9 O'Leary
12 Rego
18 Kovich
19 Mack
22 Penney
26 Psenicka
27 Suda
30 Shane


SENIOR (2)

16 Seger
34 McInchak

BY STATE / PROVINCE / COUNTRY

 New York

5

 England


1

 Slovakia


1

 British Columbia

4

 Illinois


1

 Sweden


1

 Ontario

3

 Massachusetts

1

 Tennessee

1

 Alaska

1

 Michigan

1

 Virginia

1

 California

1

 Missouri


1

 Wisconsin

1

 Colorado


1

 Nova Scotia

1

 Czechia

1

 Pennsylvania

1

CORNELL QUICK FACTS

GENERAL INFORMATION

Location	Ithaca, N.Y.
Enrollment (2023 Fall Undergraduate)	16,071
Founded	1865
Nickname	Big Red
School Colors	Carnelian Red (Pantone 187) and White
Conference	Ivy League / ECAC Hockey
President	Martha E. Pollack
Meakam Smith Director of Athletics	Dr. Nicki Moore
Athletics Website	CornellBigRed.com
Ticket Office Phone	(607) 255-4247
Ticket Office Website	BigRedTix.com

HISTORY

Seasons of Hockey	107th
First Season	1900-01
All-Time Record (Win %)	1230-762-160 (.609)
ECAC Hockey Regular-Season Titles (last)	11 (2020)
Ivy League Regular-Season Titles (last)	26 (2024)
ECAC Hockey Championships (last)	13 (2024)
NCAA Tournament Appearances (last)	24 (2024)
Most Consecutive NCAA Appearances	4 (1967-70)
Frozen Four Appearances (last)	8 (2003)
National Championships	2 (1967, 1970)
NCAA Tournament Record (Win %)	20-24 (.455)

LYNAH RINK

Year Opened (Season)	1957 (67th)
Capacity	4,267
All-Time Record (Win %)	612-232-72 (.707)
Under Mike Schafer (Win %)	283-107-47 (.701)

COACHING STAFF

Head Coach	Mike Schafer (Cornell '86)
Overall Record	541-288-111 (.635)
Record at Cornell	Same as above
Associate Head Coach	Ben Syer (Western Ontario '98)
Assistant Coach	Sean Flanagan (St. Lawrence '10)
Dir. Hockey Ops. / Ast. Coach	Ben Russell (Cornell '20)

2022-23 REVIEW

Overall Record	21-11-2
ECAC Hockey Record (Finish)	15-6-1 (3rd)
Home Record	12-3-1
Road Record	7-6-1
Neutral Record	2-2-0
ECAC Hockey Championship	No. 3 seed / Semifinals Lost to Harvard in ECAC Hockey Semifinals (1-0 — OT)
NCAA Tournament	No. 4 seed / Regional Final Lost to Boston University in Manchester Regional Final (2-1)
USCHO.com Poll Ranking (final)	9th
USA Today Poll Ranking (final)	9th

2023-24 TEAM INFORMATION

Letterwinners Returning / Lost	18 / 10
Newcomers	10
Fr / So / Jr / Sr	10 / 6 / 10 / 2

ATHLETIC COMMUNICATIONS

Jeremy Hartigan	
Associate Director of Athletics for Communications	
Marshall Haim	
Assistant Director of Athletic Communications (Primary MIH)	
Phone (mobile)	(716) 465-4945
Email	mh2348@cornell.edu
Matthew Jensen	
Assistant Director of Athletic Communications	
Aaron Kelly	
Assistant Director of Athletic Communications	
Ben Blakely	
Communications Coordinator	
Mike Hogan	
Communications Coordinator (Secondary MIH)	
Phone (mobile)	(262) 685-7922
Email	mh2564@cornell.edu

Mailing Address	Cornell University Athletics Teagle Hall, 512 Campus Road, Ithaca, N.Y., 14853
Twitter / Instagram	@CornellSports
Facebook	/CornellSports


#YELLCORNELL


TALE OF THE TAPE

as of 3/25/24

		
Overall Record	21-6-6	23-11-2
60-Minute Record	19-4-10	22-11-3
Overtime Record	2-2-6	1-0-2
Shootout Record	4-2	1-1
Team Offense	3.36	3.28
National Rank	12th	15th
Conference Offense	3.36	3.17
Conference Rank	4th	3rd
Team Defense	1.88	2.53
National Rank	1st	16th
Conference Defense	2.05	2.79
Conference Rank	2nd	6th
PP Percentage	18.5%	21.9%
National Rank	41st	T-23rd
Conference PP Pct.	13.8%	28.0%
Conference Rank	11th	3rd
Penalty Kill Pct.	79.4%	80.5%
National Rank	36th	29th
Conference PK Pct.	76.1%	78.9%
Conference Rank	9th	7th

FACEOFF PERCENTAGES

	CORNELL (54.0%; 8th)			
		W	L	PCT
16	Gabriel Seger	464	325	.588
38	Jonathan Castagna	208	170	.550
14	Ryan Walsh	235	230	.505
15	Tyler Catalano	68	77	.469
8	Luke Devlin	26	37	.413

	MAINE (52.1%; 17th)			
		W	L	PCT
22	Harrison Scott	383	300	.561
24	Nolan Renwick	156	125	.555
27	Lynden Breen	340	321	.514
10	Cole Hanson	97	121	.445
17	Felix Trudeau	54	74	.422

LAST TIME OUT

► For an ECAC Hockey-leading 13th time, and the first instance since 2010, Cornell hoisted the Whitelaw Cup following its 3-1 win over St. Lawrence last Saturday at Herb Brooks Arena in Lake Placid, N.Y.

► Freshman forward **JONATHAN CASTAGNA** scored the Big Red's first two goals before junior forward **JACK O'LEARY** tacked on an empty-net goal late in the third period. Junior goaltender **IAN SHANE** stopped 31 shots in the championship-clinching victory for the Big Red, registering his third 30-save performance of the season and the eighth of his collegiate career.

► Castagna was named the Most Outstanding Player of the ECAC Hockey Championship following the conclusion of the championship game. Freshman defenseman **BEN ROBERTSON** and senior forward **GABRIEL SEGER** were also named to the All-Tournament Team.

RED-HOT RED

► Cornell enters this year's NCAA Division I Men's Hockey Championship riding a five-game win streak, tied with Denver and Michigan Tech for the third-longest active win streak among the 16-team tournament field. Boston College (12 games) and RIT (seven games) are the lone programs to have win streaks longer than the Big Red, Pioneers, and Huskies.

► Since Christmas, the Big Red has logged a 15-2-5 record, and its .795 win percentage ranks second among the tournament field only behind Boston College's .900 clip (18-2-0).

► The Big Red's two losses to Clarkson (Feb. 24) and Union (March 1) since Dec. 25 are tied with Boston College for the fewest among the 16 programs entering the NCAA Tournament.

HAVING AN EYE FOR THE GOAL

► With its 112 goals this season, Cornell has surpassed the century mark in scoring in each of its last six years of competition, dating back to the 2017-18 campaign.

► It is the first time the Big Red has netted 100-plus goals in six consecutive seasons since doing so over 27 straight seasons, beginning with the 1964-65 season and ending in 1990-91.

► The 112 goals scored are tied for the 27th-most in a single season, joined by last year's squad. With its next goal, Cornell will have its highest goal total in a single season since it scored 133 markers in 2002-03.

TOURNAMENT TIDBIT

BEST WIN PCT. OF TOURNAMENT TEAMS
Since Christmas

SCHOOL	RECORD	W%
Boston College	18-2-0	.900
► Cornell	15-2-5	.795
Denver	17-4-2	.783
RIT	16-5-2	.739
Boston University	15-5-1	.738
Quinnipiac	14-5-1	.725
Minnesota	13-5-1	.711

NCAA RANKINGS

DCU / USCHO.com Poll (as of 3/25/24)

Bold denotes Cornell opponent in 2023-24

TEAM	RECORD	LAST	PTS
1. Boston College (50)	31-5-1	1	1000
2. Boston University	26-9-2	2	930
3. Denver	28-9-3	3	905
4. Michigan State	24-9-3	5	839
5. North Dakota	26-11-2	4	789
6. Maine	23-11-2	7	711
7. Minnesota	22-10-5	8	667
8. Quinnipiac	26-9-2	6	628
9. Wisconsin	26-11-2	9	614
10. Michigan	21-14-3	10	589
11. Omaha	23-12-4	10	518
12. Cornell	21-6-6	14	445
13. UMass	20-13-3	13	360
14. Western Michigan	21-15-1	15	337
15. Colorado College	21-13-3	12	326
16. Providence	18-13-4	16	211
17. RIT	27-10-2	18	183
18. St. Cloud State	17-16-5	17	165
19. New Hampshire	20-15-1	19	110
20. Michigan Tech	19-14-6	RV	96

Receiving votes: Arizona State (30),
Bemidji State (24), Northeastern (17), AIC (5),
Holy Cross (1)

USA Hockey/The Rink Live Poll (as of 3/25/24)

Bold denotes Cornell opponent in 2023-24

TEAM	RECORD	LAST	PTS
1. Boston College (34)	31-5-1	1	680
2. Boston University	26-9-2	2	633
3. Denver	27-9-3	3	611
4. Michigan State	24-9-3	5	589
5. North Dakota	26-11-2	4	537
6. Maine	23-11-2	7	490
7. Minnesota	22-10-5	8	448
8. Quinnipiac	26-9-2	6	436
9. Wisconsin	26-11-2	9	423
10. Michigan	21-14-3	10	392
11. Cornell	21-6-6	14	325
12. Omaha	23-12-4	11	320
13. Western Michigan	21-15-1	15	247
14. UMass	20-13-3	12	242
15. Colorado College	21-13-3	13	219
16. Providence	18-13-4	16	147
17. St. Cloud State	17-16-5	17	125
18. RIT	27-10-2	19	107
19. New Hampshire	20-15-1	18	69
20. Michigan Tech	19-14-6	RV	57

Receiving votes: Arizona State (17),
Northeastern (16), Bemidji State (7),
Notre Dame (3)

THIS DAY IN CORNELL HOCKEY HISTORY

MARCH

28

Cornell is 1-1-0 all-time on March 28; 1-0-0 under head coach **MIKE SCHAFER**

March 28, 2009: Three unanswered goals from **BLAKE GALLAGHER**, **COLIN GREENING**, and **EVAN BARLOW** aided No. 9-ranked Cornell to a 3-2 victory over No. 6-ranked Northeastern in the semifinal of the Midwest Regional of the 2009 NCAA Division I Men's Hockey Championship at Van Andel Arena in Grand Rapids, Mich.

SHANE NAMED GOALTENDER OF THE YEAR

► Last Thursday at the ECAC Hockey Awards banquet in Lake Placid, N.Y., junior goaltender **IAN SHANE** was named the Ken Dryden Goaltender of the Year, presented by MAC Goaltending, becoming the sixth Big Red netminder to receive the award. He was the program's first recipient of the conference's award for the top goaltender since **MATTHEW GALAJDA** (*guh-LIE-duh*) as a freshman in 2018. **MATT UNDERHILL** (2002), **DAVID LENEVEU** (*LEH-neh-voo*) (2003), **DAVID MCKEE** (2005), and **BEN SCRIVENS** (2010) were the others to receive the honor.

► Shane, who registered a 12-4-4 record in conference games, also had a league-leading 1.81 goals-against average, finishing two points better than Quinnipiac's Vinny Duplessis (1.83).

► The Manhattan Beach, Calif., native was named ECAC Hockey's MAC Goaltending Goaltender of the Month four times (October, November, January, February) and was a six-time MAC Goaltending Goaltender of the Week (Oct. 30, Nov. 6, Nov. 27, Jan. 2, Feb. 12, and Feb. 19).

► Despite not being named one of the three finalists for the Mike Richter Award last Thursday, Shane became the second Cornell goaltender (third instance) to be identified as a semifinalist for the award, as announced by the American College Hockey Association on Feb. 14.

► Galajda was the lone Big Red netminder to be named a semifinalist for the award, finishing as a two-time finalist for his play in the 2017-18 and 2019-20 seasons.

CLEAR THE TROPHY CASE!

► Two weeks ago, ECAC Hockey released its all-league teams, with Cornell having two players named to the All-Rookie Team and a pair of First- and Third-Team selections.

► **JONATHAN CASTAGNA** and **BEN ROBERTSON** were named to the All-Rookie Team, becoming Cornell's first tandem to garner All-Rookie honors since **MIKE DEVIN** and **RILEY NASH** in 2008.

► Sophomore forward **DALTON BANCROFT** and Robertson were announced as Third Team All-ECAC Hockey selections, serving as the first Cornell duo to earn third-team distinctions since goaltender Galajda and defenseman **ALEX GREEN** in 2020. Robertson is just Cornell's second first-year player (first skater) to earn a spot on any of three All-ECAC Hockey teams, as Galajda was a first-team pick in 2018.

► Senior forward **GABRIEL SEGER** and Shane received First Team All-ECAC Hockey honors, as Shane was one of four unanimous first-team selections (Quinnipiac forward Collin Graf, Dartmouth forward Luke Haymes, and Union defenseman John Prokop). It was the 11th time the Big Red had multiple first-team honorees and the first since forward **MORGAN BARRON** and defenseman **YANNI KALDIS** in 2020.

► In addition to ECAC Hockey honors, Shane was unanimously named the Ivy League Player of the Year, and **MIKE SCHAFER** '86 took home his fourth Coach of the Year award in the last six seasons. Seger, the Big Red's Academic All-Ivy selection, joined Shane in earning First Team All-Ivy distinctions, while Castagna and Robertson garnered Second Team All-Ivy honors.

HOCKEY HUMANITARIAN AWARD

► After being named one of 18 nominees for this year's Hockey Humanitarian Award, junior defenseman **HANK KEMPF** was selected as one of five finalists, as announced by the Hockey Humanitarian Award Foundation on Feb. 12.

► Kempf is Cornell's third consecutive nominee, and the fifth overall, from either Big Red hockey program to be named a finalist. He joins women's hockey players **ERIN SCHMALZ**, **ALYSSA GAGLIARDI**, **MORGAN RICHARDSON**, and former men's player **SAM PAOLINI**, who won the award in 2003.

► Since the award was first conferred in 1997, Kempf is the ninth Big Red player nominated for the prestigious award and is just the fourth from the men's program, joining Paolini, **TOPHER SCOTT**, and **ANDY ILES**.

► Kempf is the lone Cornell player nominated for the award that was not in their senior season.

CORNELL RECORD BOOK

HOCKEY HUMANITARIAN AWARD NOMINEES

Cornell Hockey History

PLAYER	SEASON	FINALIST?
Erin Schmalz	1998-99	Yes
Colette Bredin	1999-00	No
Leona Bilodeau	2000-01	No
Sam Paolini	2002-03	Won
Topher Scott	2007-08	No
Andy Iles	2013-14	No
Alyssa Gagliardi	2013-14	Yes
Morgan Richardson	2015-16	Yes
► Hank Kempf	2023-24	Yes

PAIRWISE RANKINGS

NCAA PAIRWISE RANKINGS (as of 3/25/24)

Bold denotes Cornell opponent in 2023-24

TEAM	RECORD	PCWS	RPI
1. Boston College	31-5-1	63	.6298
2. Boston University	26-9-2	62	.6046
3. Denver	28-9-3	61	.5976
4. Michigan State	24-9-3	60	.5906
5. Maine	23-11-2	58	.5739
6. North Dakota	26-11-2	57	.5874
7. Minnesota	22-10-5	57	.5713
8. Wisconsin	26-11-2	56	.5709
9. Quinnipiac	26-9-2	55	.5701
10. Michigan	21-14-3	54	.5602
11. Omaha	23-12-4	54	.5600
12. Cornell	21-6-6	52	.5521
13. Western Michigan	21-15-1	50	.5520
14. UMass	20-13-3	50	.5497
15. Colorado College	21-13-3	48	.5493
16. Providence	18-13-4	48	.5453
17. St. Cloud State	17-16-5	48	.5429
18. New Hampshire	20-15-1	46	.5414
19. Northeastern	17-16-3	45	.5330
20. Arizona State	24-8-6	45	.5308
21. RIT	27-10-2	43	.5298
22. Notre Dame	15-19-2	42	.5147
23. Penn State	15-18-3	41	.5141
24. UConn	15-19-2	40	.5114
25. Alaska	17-14-3	39	.5094
26. Ohio State	14-20-4	38	.5076
27. AIC	20-16-4	37	.5075
28. Holy Cross	21-14-4	36	.5068
29. Dartmouth	13-10-9	35	.5061
30. Minnesota Duluth	12-20-5	34	.5057
31. Bemidji State	20-16-2	33	.4976
32. Michigan Tech	19-14-6	32	.4961
33. Vermont	13-19-3	31	.4959
34. Minnesota State	18-15-4	30	.4951
35. Merrimack	13-21-1	29	.4950
36. Colgate	16-16-4	27	.4924
37. Clarkson	18-16-1	27	.4883
38. Union	16-18-3	26	.4826
39. Alaska Anchorage	15-17-2	25	.4798
40. Augustana	12-18-4	25	.4794
41. UMass Lowell	8-24-4	23	.4793
42. Niagara	18-18-3	22	.4785
43. St. Lawrence	14-19-6	21	.4778
44. Bentley	16-17-2	20	.4743
45. Air Force	18-19-1	19	.4737
46. Lake Superior State	17-20-1	18	.4675
47. St. Thomas	15-20-2	17	.4695
48. Northern Michigan	12-16-6	16	.4610
49. Miami	7-26-3	15	.4593
50. Harvard	7-19-6	14	.4586
51. Yale	10-18-2	13	.4585
52. LIU	15-19-1	12	.4542
53. Sacred Heart	14-19-3	10	.4583
54. RPI	10-23-4	10	.4513
55. Princeton	10-16-4	10	.4496
56. Bowling Green	13-22-1	8	.4440
57. Army	10-23-2	8	.4434
58. Canisius	12-21-4	6	.4431
59. Mercyhurst	9-22-4	5	.4336
60. Robert Morris	11-25-3	4	.4334
61. Brown	8-19-3	3	.4312
62. Lindenwood	6-18-4	2	.4215
63. Ferris State	10-24-2	1	.4171
64. Stonehill	1-33-0	0	.3396

SHOWSTOPPER SHANE

► Junior goaltender **IAN SHANE** has excelled inside the blue paint during his time on East Hill, posting a 48-20-10 record with a 1.71 goals-against average and a .922 save percentage in his 82 appearances between the pipes.

► Shane's 48 victories are tied with **DAVE ELENBAAS** (1970-73) and **CORRIE D'ALESSIO** (1987-91) for the seventh-most wins by a Cornell goaltender in program history. With his next triumph, Shane will supplant himself as the sole holder of seventh place for the most victories by a Big Red netminder.

► With his shutout of Brown on Feb. 16, Shane increased his career shutout total to 11, matching **DAVE LENEVEU** (*LEH-neh-voe*) and **MITCH GILLAM** for the fifth-most shutouts by a Cornell goaltender. Shane is two shutouts away from matching Cornell Athletics and Hockey Hall of Famer **KEN DRYDEN** for fourth (13).

► Shane's 13 shutouts are tied with Wisconsin's Kyle McClellan for the third-most by all active Division I goaltenders. Michigan Tech's Blake Pietila (24) and Minnesota's Justen Close (13) are the only two netminders ahead of Shane and McClellan.

SHANE'S WORLD

► Since Jan. 1, junior goaltender **IAN SHANE** has a 15-2-3 record with a 1.62 goals-against average and a .926 save percentage, ranking first and sixth, respectively, among goaltenders with at least 15 games played during the span.

► Shane's 1.71 career goals-against average stands as the fourth-best in NCAA Division I history, trailing former Cornell netminder **DAVID LENEVEU** (*LEH-neh-voe*) (1.29), former Michigan State standout Ryan Miller (1.54), and Cornell Athletics and Hockey Hall of Famer **KEN DRYDEN** (1.59). Fellow Big Red goaltender **DAVID MCKEE** is four-thousandths of a point behind Shane, giving Cornell four of the top five career goals-against averages in NCAA Division I hockey history.

► Among active leaders, Shane is one of two active Division I netminders with a career goals-against average under 2.00, joined by Minnesota State's Keenan Rancier (1.98).

► Along with his impressive career goals-against average, Shane ranks fifth among active Division I goaltenders in career save percentage (.9225). Wisconsin's Kyle McClellan (.926), Boston College's Jacob Fowler (.925), Notre Dame's Ryan Bischel (.9245), and Minnesota's Justen Close (.9239) are ahead of the Cornell netminder.

REACHING THE CENTURY MARK

► With his third-period goal against RPI on Feb. 9, senior forward **GABRIEL SEGER** became the 14th active player to reach the century mark in points. Seger has since upped his career point total to 115 (35 goals and 80 assists), tied with Minnesota's Bryce Brodzinski (59-56—115) for 10th among active Division I skaters.

► Seger and Brodzinski are tied for the fourth-most points by a player entering this year's tournament, only behind North Dakota's Riese Gaber (64-65—129), Quinnipiac's Collin Graf (54-75—129), and Denver's Massimo Rizzo (39-87—126).

► Among active ECAC Hockey players, Seger is one of three active skaters to eclipse the century mark for points, joining Graf and Clarkson's Mathieu Gosselin (44-73—117).

► Of the 21 active players who have surpassed the century mark for career points, Seger (Union → Cornell) is one of five who have transferred, joining Graf (Union → Quinnipiac), Lukas Sillinger (Bemidji State → Arizona State), Alex Campbell (Clarkson → Northeastern), and Ryan Naumovski (Niagara → Augustana).

CORNELL RECORD BOOK

MOST GOALTENDER WINS

Cornell Program History

PLAYER	YEARS	WINS
1. Ken Dryden	1966-69	76
2. David McKee	2003-06	65
Ben Scrivens	2006-10	65
4. Matthew Galajda	2017-20	60
5. Andy Iles	2010-14	58
6. Brian Cropper	1968-71	50
7. Dave Elenbaas	1970-73	48
Corrie D'Alessio	1987-91	48
► Ian Shane	2021-Pres.	48

NCAA LEADERS

CAREER GOALS-AGAINST AVERAGE LEADERS

All-Time Leaders (Min. 1,500 Minutes)

PLAYER	SCHOOL	YEARS	GAA
David LeNeveu	Cornell	2001-03	1.29
Ryan Miller	Michigan St.	2000-02	1.54
Ken Dryden	Cornell	1967-69	1.59
► Ian Shane	Cornell	2021-24	1.71
David McKee	Cornell	2004-06	1.71

CAREER SAVE PERCENTAGE LEADERS

Active Division I Goaltenders (Min. 25 GP)

PLAYER	SCHOOL	SV%
Kyle McClellan	Wisconsin	.926
Jacob Fowler	Boston College	.925
Ryan Bischel	Notre Dame	.9245
Justen Close	Minnesota	.9239
► Ian Shane	Cornell	.9225
Tommy Scarfone	RIT	.9222
Blake Pietila	Michigan Tech	.9220

TOURNAMENT TIDBIT

HIGHEST CAREER POINT TOTALS

Players in Tournament

PLAYER	SCHOOL	G	A	PTS
Riese Gaber	North Dakota	64	65	129
Collin Graf	Quinnipiac	54	75	129
Massimo Rizzo	Denver	39	87	126
Bryce Brodzinski	Minnesota	59	56	115
► Gabriel Seger	Cornell	35	80	115
Carter Wilkie	RIT	42	69	111
Elijah Gonsalves	RIT	46	61	107
Jack Devine	Denver	44	61	105

SEASON RANKINGS



2023-24 TEAM STATISTICS (as of 3/25/24)

	STAT	NCAA	ECAC
FACEOFF WIN PCT	.540	8th	2nd
PENALTY KILL PCT	.794	36th	8th
POWER-PLAY PCT	.185	41st	8th
SCORING DEFENSE	1.88	1st	1st
SCORING MARGIN	+1.48	6th	2nd
SCORING OFFENSE	3.36	12th	2nd
TOTAL ASSISTS	191	25th	4th
PIM PER GAME	8.97	51st	8th
TOTAL POINTS	302	T-26th	4th
TOTAL PIM	296	T-57th	10th
POWER-PLAY GOALS	22	T-45th	7th
SHORT-HANDED GOALS	1	T-57th	T-11th
WIN PERCENTAGE	.727	5th	2nd

2023-24 INDIVIDUAL LEADERS (as of 3/25/24)

	STAT	NCAA	ECAC
ASSISTS PER GAME			
Gabriel Seger	0.85	12th	1st
FACEOFFS WON			
Gabriel Seger	464	5th	1st
GAME-WINNING GOALS			
Ryan Walsh	5	T-8th	T-1st
GOALTENDER WIN PERCENTAGE			
Ian Shane	.774	2nd	1st
GOALS-AGAINST AVERAGE			
Ian Shane	1.70	1st	1st
POINTS PER GAME			
Gabriel Seger	1.27	14th	2nd
POWER-PLAY GOALS			
Dalton Bancroft	7	T-25th	T-2nd
SAVE PERCENTAGE			
Ian Shane	.922	10th	1st
SHUTOUTS			
Ian Shane	3	T-9th	T-1st

IN THE RANKINGS

DATE	PAIRWISE	USCHO	USA/TRL
Preseason	N/A	11 (414)	14 (253)
Oct. 9	N/A	11 (419)	11 (324)
Oct. 16	N/A	11 (446)	8 (378)
Oct. 23	N/A	12 (413)	11 (322)
Oct. 30	N/A	10 (557)	10 (417)
Nov. 6	N/A	7 (657)	7 (473)
Nov. 13	N/A	10 (538)	10 (372)
Nov. 20	N/A	16 (257)	17 (166)
Nov. 27	21	16 (296)	16 (200)
Dec. 4	23	18 (185)	18 (142)
Dec. 11	21	17 (171)	17 (141)
Dec. 18	21	—	17 (130)
Jan. 2	21	16 (205)	—
Jan. 8	20	18 (155)	17 (124)
Jan. 15	16	14 (329)	15 (207)
Jan. 22	15	13 (411)	13 (279)
Jan. 29	15	13 (390)	13 (269)
Feb. 5	14	13 (424)	12 (297)
Feb. 12	13	12 (459)	12 (310)
Feb. 19	14	11 (487)	13 (298)
Feb. 26	15	13 (365)	15 (224)
March 4	16	13 (356)	15 (220)
March 11	17	15 (324)	15 (213)
March 18	14	14 (351)	14 (234)
March 25	12	12 (445)	11 (325)

Pairwise not officially acknowledged until December due to sample size

RACKING UP THE POINTS

► During his tenure on East Hill, senior forward **GABRIEL SEGER** has amassed 72 points (21 goals, 51 assists), marking the most points by a Big Red player over his first two seasons at Cornell since **RYAN HUGHES** collected 75 points (25 goals, 50 assists) from 1989-91.

► Seger's 51 assists are tied with **MURRAY DEATHE** (*deeth*) (1964-66), **STEVE GIULIANI** (1967-69), **BOB MURRAY** (1971-73), and **DAVE AMBROSIA** (1975-77) for the 11th-most assists by a player in his first two seasons at Cornell. With his next assist, he would **PETE TUFFORD** (1966-68) and **JOE NIEUWENDYK** (1984-86) for the ninth-most assists by a player in his first two seasons at Cornell.

POINT SEGER

► Senior forward **GABRIEL SEGER** (14-28—42) has 42 points this season, the most by a Big Red player since **MATT MOULSON** (22-20—42) during the 2004-05 season.

► Should Seger log another point, he would have the most points in a season since **RYAN VESCE** (19-26—45) in 2002-03.

► With his three-assist performance against Dartmouth last Friday, Seger became just the sixth player in the **MIKE SCHAFER** '86 era, dating back to 1995-96, to register a 40-point season, joining **BRAD CHARTRAND** (24-21—43 in 1995-96), **KYLE KNOPP** (10-32—42 in 1998-99), **STEPHEN BÂBY** (8-33—42 in 2002-03), **RYAN VESCE** (19-26—45 in 2002-03), and Moulson (22-20—42 in 2004-05).

► Last weekend's three-point effort made Seger the sixth Cornell player (seventh instance) since 1980-81 to register a 40-point season within his first two seasons with the Big Red program. The other occurrences came from **JEFF BAIKIE** in 1980-81 (25-26—51), **GARY CULLEN** in 1983-84 (13-29—42), **DUANNE MOESER** in 1983-84 (19-31—50), **JOE NIEUWENDYK** in 1984-85 (21-24—45) and 1985-86 (26-28—54), and **RYAN HUGHES** in 1989-90 (18-34—52).

► In his 33 games this season, Seger has a point in 23 contests, which includes 12 multi-point games. Seger's 12 multi-point games are tied with Quinnipiac's Collin Graf, whom Seger was teammates with at Union in 2021-22, for the second-highest total in ECAC Hockey. Only Graf's teammate, Jacob Quillan, has more multi-point games with 14.

THANKS FOR THE HELP!

► After registering 23 assists last year in his first season at Cornell, senior forward **GABRIEL SEGER** upped his output to 28 assists this season, the most by a Cornell player since **STEPHEN BÂBY** had 33 assists during the 2002-03 campaign.

► Seger is one of three Cornell players to record at least 28 assists under **MIKE SCHAFER** '86's tutelage, joining **KYLE KNOPP** (32) in 1998-99 and Bâby (33) in 2002-03.

► In Cornell's modern era, dating back to 1957-58, Seger is the ninth player to register 23-plus assists in his first two seasons with the Big Red, joining **MURRAY DEATHE** (*deeth*), **DAVID** and **DOUG FERGUSON** (1964-66), **JOHN HUGHES** (1967-69), **LARRY FULLAN** (1969-71), **JOHN HARPER** (1973-75), **LANCE NETHERY** (1975-77), and **ROY KERLING** (1977-78, 1979-80), and **JOE NIEUWENDYK** (1984-86).

► In addition to his 51 assists at Cornell, Seger had 29 helpers in his first two collegiate seasons at Union, giving him 80 career assists, standing as the third-most by an active Division I skater, trailing Northern Michigan's Andre Gbantous (103) and Denver's Massimo Rizzo (87).

► Of the players in this year's NCAA Division I Men's Hockey Championship, Seger has the second-most assists, trailing Rizzo and is one of three players with 70-plus helpers, joined by Quinnipiac's Collin Graf (75).

CORNELL RECORD BOOK

MOST POINTS IN FIRST TWO SEASONS

Cornell Modern Era (Since 1957-58)

RK	PLAYER	YEARS	G	A	PTS
1.	Doug Ferguson	1964-66	64	62	126
24.	Bill Hanson	1970-72	31	44	75
25.	Brian Cornell	1966-68	31	43	74
26.	Dan Lodboa	1967-69	28	45	73
	John Olds	1978-80	27	46	73
► 28.	Gabriel Seger	2022-24	21	51	72

CORNELL RECORD BOOK

MOST POINTS IN A SINGLE SEASON

Mike Schafer Era (Since 1995-96)

PLAYER	SEASON	YR.	G	A	PTS
Brad Chartrand	1995-96	Sr.	24	19	43
Kyle Knopp	1998-99	Sr.	10	32	42
Ryan Vesce	2002-03	Jr.	19	26	45
Matt Moulson	2004-05	Jr.	22	20	42
► Gabriel Seger	2023-24	Sr.	14	28	42

MOST POINTS WITHIN FIRST TWO SEASONS

Since 1980-81

PLAYER	SEASON	YR.	G	A	PTS
Joe Nieuwendyk	1985-86	So.	26	28	54
Ryan Hughes	1989-90	So.	18	34	52
Jeff Baikie	1980-81	So.	25	26	51
Duanne Moeser	1983-84	So.	19	31	50
Joe Nieuwendyk	1984-85	Fr.	21	24	45
Gary Cullen	1983-84	So.	13	29	42
► Gabriel Seger	2023-24	Sr.	14	28	42

CORNELL RECORD BOOK

23-PLUS ASSISTS IN FIRST TWO SEASONS

Cornell Modern Era (Since 1957-58)

PLAYER	SEASONS	AST	AST
Murray Death	1964-66	28	23
David Ferguson	1964-66	25	29
Doug Ferguson	1964-66	28	34
John Hughes	1967-69	24	24
Larry Fullan	1969-71	33	32
John Harper	1973-75	25	32
Lance Nethery	1975-77	27	46
Roy Kerling	1977-78, 1979-80	30	25
Joe Nieuwendyk	1984-86	24	28
► Gabriel Seger	2022-24	23	28

ECAC WEEKLY HONORS

DATE	AWARD	PLAYER (SCHOOL)
Oct. 10	Forward	Cody Monds (Clarkson)
	Defender	Nic Belpedio (Colgate)
	Goalie	Kyle Chauvette (Union)
	Rookie	Mason Marcellus (Quinnipiac)
Oct. 17	Forward	Jacob Quillan (Quinnipiac)
	Defender	Davis Pennington (Quinnipiac)
	Goalie	Carter Gylander (Colgate)
	Rookie	Daimon Gardner (Clarkson)
Oct. 24	Forward	Jacob Quillan (Quinnipiac)
	Defender	Nick Strom (RPI)
	Goalie	Kyle Chauvette (Union)
	Rookie	Andon Cerbone (Quinnipiac)
Oct. 30	Forward	Gabriel Seger (Cornell)
	Defender	Rhys Bentham (Yale)
	Goalie	Ian Shane (Cornell)
	Rookie	Matt Sutton (Brown)
Nov. 6	Forward	Gabriel Seger (Cornell)
	Defender	CJ Foley (Dartmouth)
	Goalie	Ian Shane (Cornell)
	Rookie	Jeremie Payant (RPI)
Nov. 13	Forward	Collin Graf (Quinnipiac)
	Defender	Tyler Rubin (Princeton)
	Goalie	Cooper Black (Dartmouth)
	Rookie	Nikita Nikora (Dartmouth)
Nov. 20	Forward	Collin Graf (Quinnipiac)
	Defender	Jayden Lee (Quinnipiac)
	Goalie	Austin Roden (Clarkson)
	Rookie	Arthur Smith (Princeton)
Nov. 27	Forward	Carter Korpi (Union)
	Defender	John Prokop (Union)
	Goalie	Ian Shane (Cornell)
	Rookie	Cam Johnson (Harvard)
Dec. 4	Forward	Sam Lipkin (Quinnipiac)
	Defender	John Prokop (Union)
	Goalie	Ben Kraws (St. Lawrence)
	Rookie	Jake Schneider (Colgate)
Dec. 11	Forward	Briggs Gammill (Yale)
	Defender	Noah de la Durantaye (Princeton)
	Goalie	Nathan Reid (Yale)
	Rookie	Nikita Nikora (Dartmouth)
Jan. 2	Forward	Ryan Taylor (Clarkson)
	Defender	Nick Carabin (Princeton)
	Goalie	Ian Shane (Cornell)
	Rookie	Tyler Hotson (RPI)
Jan. 8	Forward	Teddy Wooding (Yale)
	Defender	Ian Pierce (Dartmouth)
	Goalie	Jack Watson (RPI)
	Rookie	Jack Stark (Yale)
Jan. 15	Forward	Collin Graf (Quinnipiac)
	Defender	Ryan Healey (Harvard)
	Goalie	Lawton Zacher (Brown)
	Rookie	Jack Stark (Yale)
Jan. 22	Forward	Liam Robertson (Union)
	Defender	Alex Pineau (Brown)
	Goalie	Carter Gylander (Colgate)
	Rookie	Jonathan Castagna (Cornell)
Jan. 29	Forward	Eric Ciccolini (Clarkson)
	Defender	Cullen Ferguson (Union)
	Goalie	Vinny Duplessis (Quinnipiac)
	Rookie	Mason Marcellus (Quinnipiac)
Feb. 5	Forward	Luke Haymes (Dartmouth)
	Defender	Davis Pennington (Quinnipiac)
	Goalie	Jack Stark (Yale)
	Rookie	Ryan Walsh (Cornell)
Feb. 12	Forward	Jonathan Castagna (Cornell)
	Defender	Phillipe Chapeau (St. Lawrence)
	Goalie	Ian Shane (Cornell)
	Rookie	Jack Stark (Yale)
Feb. 19	Forward	Collin Graf (Quinnipiac)
	Defender	John Fusco (Dartmouth)
	Goalie	Ian Shane (Cornell)
	Rookie	Mason Marcellus (Quinnipiac)
Feb. 26	Forward	Ian Murphy (Princeton)
	Defender	Drake Burgin (St. Lawrence)
	Goalie	Arthur Smith (Princeton)
	Rookie	CJ Foley (Dartmouth)
March 4	Forward	Mathieu Gosselin (Clarkson)
	Defender	Pierson Brandon (Colgate)
	Goalie	Austin Roden (Clarkson)
	Rookie	Kai Daniels (Princeton)
March 11	Forward	Caden Villegas (Union)
	Defender	Ian Moore (Harvard)
	Goalie	Aku Koskenvuo (Harvard)
	Rookie	Tyler Hotson (RPI)

STANDINGS AND SCHEDULES

ECAC HOCKEY											OVERALL					
OPPONENT	PTS	GP	W	L	T	OW	OL	SW	GF	GA	GP	W	L	T	GF	GA
Quinnipiac	54	22	17	4	1	0	2	0	99	39	37	26	9	2	152	72
Cornell	44	22	12	6	4	1	2	3	74	45	33	21	6	6	111	62
Colgate	43	22	13	7	2	2	2	2	85	68	36	16	16	4	120	112
Dartmouth	37	22	9	6	7	1	1	3	66	60	32	13	10	9	92	91
Clarkson	36	22	12	9	1	4	2	1	62	58	35	18	16	1	95	97
Union	32	22	9	10	3	1	1	2	75	75	37	16	18	3	123	120
St. Lawrence	29	22	8	10	4	1	1	1	55	68	39	14	19	6	90	118
Harvard	27	22	6	10	6	1	2	3	49	64	32	7	19	6	70	106
Princeton	25	22	8	11	3	4	0	2	70	90	30	10	16	4	89	114
Yale	25	22	7	13	2	1	2	1	46	57	30	10	18	2	63	91
Brown	23	22	6	14	2	2	3	1	43	69	30	8	19	3	61	98
RPI	21	22	6	13	3	0	0	0	58	89	37	10	23	4	93	150

NET 30

► Following his assist on **KYLE PENNEY**'s empty-net goal in the Big Red's 3-0 shutout of Brown on Feb. 16, senior forward **GABRIEL SEGER** became the first Cornell player to have consecutive 30-point seasons since **MORGAN BARRON** in 2018-19 (15-19—34) and 2019-20 (14-18—32).

► Seger, who had seven goals and 23 assists last season, became the first Big Red player with 30 points in his first two years at Cornell since **RILEY NASH** in 2007-08 (12-20—32) and 2008-09 (13-21—34).

► The Feb. 16 assist made Seger the 26th player in the program's modern era, since 1957-58, to reach the 30-point plateau in each of his first two seasons. It is just the third instance under Mike Schafer '86, joining **KYLE KNOPP** (1995-97) and Nash (2007-09), and is the 11th time since 1975-76 the feat has been accomplished. The others include **LANCE NETHERY**, **BROCK TREDWAY**, **ROY KERLING**, **JOHN OLDS**, **GARY CULLEN**, **DUANNE MOESER**, **JOE NIEUWENDYK**, **TRENT ANDISON**, Knopp, and Nash.

FOUR SCORE...

► Cornell is one of four Division I programs with at least two players with multiple four-point games this season. Freshman forward **JONATHAN CASTAGNA** logged four-point games against Princeton on Jan. 19 (3-1—4) and at Union on Feb. 10 (2-2—4), while senior forward **GABRIEL SEGER** registered his four-point outings — both of which came via two goals and two assists — at Colgate on Dec. 1 and in the Big Red's series-clinching win over Harvard in the ECAC Hockey quarterfinals on Feb. 16.

► Cornell is joined in the rare feat by Denver (Massimo Rizzo — 4; Jack Devine, Tristan Broz, and Zeev Buium — twice), Michigan (Gavin Brindley and Rutger McGroarty — thrice, and T.J. Hughes — twice), and Boston College (Cutter Gauthier and Will Smith — twice).

THE GAME'S ON HIS STICK

► Freshman forward **RYAN WALSH** has scored 12 goals this season and paces the Big Red in game-winning goals with five.

► With his game-winning tally last Friday against Dartmouth, Walsh broke his tie with **BROCK TREDWAY** (1977-78) and **MICHAEL REGUSH** (2018-19) for the most game-winning goals by a Cornell freshman in a season. Walsh also broke away from the nine-way tie for the second-most game-winning goals in a Cornell player's first season.

► His game-winning goal against Dartmouth made Walsh the first player with five game-winning goals in a season since **ANTHONY ANGELLO** in 2017-18 while entering a seven-way tie with **DOUG MARRETT** (1972-73), **JOE NIEUWENDYK** (1985-86), **TRENT ANDISON** (1990-91), **DOUG STIENSTRA** (1997-98), **RYAN VESCE** (2002-03), **NICK D'AGOSTINO** (2011-12), and Angello for the eighth-most game-winning goals in a season.

► Walsh and **JOHN HUGHES** are the lone Big Red players in the program's modern era, since 1957-58, to net at least five game-winning goals in his first season with the Big Red, as Hughes also reached the threshold as a sophomore in 1967-68.

CORNELL RECORD BOOK			
30+ POINTS IN FIRST TWO SEASONS			
Cornell Program History (Since 1975-76)			
PLAYER	YEARS	Y1	Y2
Lance Nethery	1975-77	45	78
Brock Tredway	1977-79	41	60
Roy Kerling	1977-78, 1979-80	59	52
John Olds	1978-80	31	42
Gary Cullen	1981-83	35	42
Duanne Moeser	1982-84	34	50
Joe Nieuwendyk	1984-86	45	54
Trent Andison	1987-89	38	33
Kyle Knopp	1995-97	33	32
Riley Nash	2007-10	32	34
► Gabriel Seger	2022-24	30	41

CORNELL RECORD BOOK			
MOST GAME-WINNING GOALS IN FIRST YEAR			
Cornell Program History (Since 1957-58)			
PLAYER	SEASON	YEAR	GWG
John Hughes	1967-68	So.	5
► Ryan Walsh	2023-24	Fr.	5

NCAA TOURNAMENT HISTORY



AT



TOURNAMENT HISTORY

Tournaments	24th
Overall Record	20-24 (.452)
Record Under Mike Schafer	10-13 (.435)
Frozen Four Appearances (Last)	8 (2003)

Overtime Games	3-3 (.500)
One-Goal Games	11-10 (.524)
Games Decided by Two Goals	14-15 (.483)

BY ROUND	
First Round	1-2 (.333)
Quarterfinals	2-3 (.400)
Regional Semifinal	9-3 (.750)
Regional Final	1-8 (.111)
National Semifinal	4-4 (.500)
Third-Place Game	1-2 (.333)
National Championship	2-2 (.500)

GAME-BY-GAME RESULTS

DATE	OPPONENT (SITE)	RESULT
3/16/67	North Dakota (Syracuse, N.Y.)	W, 1-0
3/18/67	Boston University (Syracuse, N.Y.)	W, 4-1
3/15/68	North Dakota (Duluth, Minn.)	L, 1-3
3/16/68	Boston College (Duluth, Minn.)	W, 6-1
3/14/69	Michigan Tech (Colorado Springs, Colo.)	W, 4-3
3/15/69	Denver (Colorado Springs, Colo.)	L, 3-4
3/19/70	Wisconsin (Lake Placid, N.Y.)	W, 2-1
3/21/70	Clarkson (Lake Placid, N.Y.)	W, 6-4
3/17/72	Denver (Boston, Mass.)	W, 7-2
3/18/72	Boston University (Boston, Mass.)	L, 0-4
3/16/73	Wisconsin (Boston, Mass.)	L, 5-6 (OT)
3/17/73	Boston College (Boston, Mass.)	L, 1-3
3/28/80	Northern Michigan (Providence, R.I.)	L, 4-5
3/29/80	Dartmouth (Providence, R.I.)	L, 4-8
3/19/81	Northern Michigan (Marquette, Mich.)	L, 3-7
3/20/81	Northern Michigan (Marquette, Mich.)	W, 4-3
3/21/86	Denver (Denver, Colo.)	L, 2-4
3/22/86	Denver (Denver, Colo.)	W, 4-3
3/15/91	Michigan (Ann Arbor, Mich.)	W, 5-4 (OT)
3/16/91	Michigan (Ann Arbor, Mich.)	L, 4-6
3/17/91	Michigan (Ann Arbor, Mich.)	L, 3-9
3/22/96	Lake Superior State (Albany, N.Y.)	L, 4-5
3/22/97	Miami (Grand Rapids, Mich.)	W, 4-2
3/23/97	North Dakota (Grand Rapids, Mich.)	L, 2-6
3/23/02	Quinnipiac (Worcester, Mass.)	W, 6-1
3/24/02	New Hampshire (Worcester, Mass.)	L, 3-4
3/29/03	Minnesota State (Providence, R.I.)	W, 5-2
3/30/03	Boston College (Providence, R.I.)	W, 2-1 (2OT)
4/10/03	New Hampshire (Buffalo, N.Y.)	L, 2-3
3/26/05	Ohio State (Minneapolis, Minn.)	W, 3-2
3/27/05	Minnesota (Minneapolis, Minn.)	L, 1-2 (OT)
3/25/06	Colorado College (Green Bay, Wis.)	W, 3-2
3/26/06	Wisconsin (Green Bay, Wis.)	L, 0-1 (3OT)
3/28/09	Northeastern (Grand Rapids, Mich.)	W, 3-2
3/29/09	Bemidji State (Grand Rapids, Mich.)	L, 1-4
3/26/10	New Hampshire (Albany, N.Y.)	L, 2-6
3/23/12	Michigan (Green Bay, Wis.)	W, 3-2 (OT)
3/24/12	Ferris State (Green Bay, Wis.)	L, 1-2
3/25/17	UMass Lowell (Manchester, N.H.)	L, 0-5
3/24/18	Boston University (Worcester, Mass.)	L, 1-3
3/30/19	Northeastern (Providence, R.I.)	W, 5-1
3/31/19	Providence (Providence, R.I.)	L, 0-4
3/23/23	Denver (Manchester, N.H.)	W, 2-0
3/25/23	Boston University (Manchester, N.H.)	L, 1-2

YOUTH MOVEMENT

► Freshmen forwards **JONATHAN CASTAGNA** (11-14—25) and **RYAN WALSH** (12-10—22) and defenseman **BEN ROBERTSON** (5-18—23) have all registered at least 20 points this season, making them the first Cornell trio of first-year players to register 20 points in the same season.

► Cornell is one of five Division I programs to have three freshmen with at least 23 points, joined by Boston College (Will Smith, Gabe Perreault, and Ryan Leonard), Boston University (Macklin Celebrini, Shane Lachance, and Tom Willander), Denver (Zeev Buium, Miko Matikka, and Boston Buckberger), and Penn State (Aidan Fink, Matt DiMarsico, and Reese Laubach).

CLIMBING THE RANKINGS

► With his assist against Dartmouth last Friday, freshman defenseman **BEN ROBERTSON** tied **CHRIS NORTON** (4-19—23 in 1984-85) for the most points by a first-year blueliner in program history.

► Robertson's 18 assists are tied with **BRUCE FRAULEY** (1-18—19 in 1987-88) for the second-most helpers by a Cornell freshman defenseman in program history since first-year players were eligible to play beginning with the 1975-76 campaign.

► Robertson's 23 points (5-18—23) are tied with Army's Mac Gadowsky (4-19—23) for the eighth-most points by a freshman defenseman in Division I hockey. His 18 helpers are tied with Boston University's Tom Willander for the 10th-most assists by a first-year blueliner in Division I Hockey.

► Among ECAC Hockey rookies, Robertson has the most points by a first-year blueliner, three ahead of Dartmouth's CJ Foley (5-15—20), and the fourth-most points by an ECAC Hockey freshman. Quinnipiac's Mason Marcellus (14-22—36) and Andon Cerbone (12-14—26), as well as Robertson's teammate **JONATHAN CASTAGNA** (11-14—25), have more points.

STOUT DEFENSE

► Cornell has boasted one of the nation's stingiest defensive units, ranking in the top 10 in scoring defense in the last six seasons it has competed in.

► The Big Red has allowed the fewest goals in Division I hockey this season, surrendering 62 goals across its 33 games, 10 fewer than second-place Quinnipiac (72).

► The Big Red's 1.88 goals allowed per game also leads the nation, making Cornell one of two programs to allow less than two goals per game, joined by Quinnipiac.

► Entering this weekend, the Big Red has allowed just 744 shots on goal this season, 65 shots fewer than Providence and 116 less than Quinnipiac (860), who has yielded the second-fewest shots allowed among the 16 teams in this year's NCAA Division I Men's Hockey Championship.

CORNELL RECORD BOOK

MOST POINTS BY FRESHMAN DEFENSEMAN Since 1975-76

RK	PLAYER	SEASON	GP	G	A	P
1.	Chris Norton	1984-85	29	4	19	23
►	Ben Robertson	2023-24	33	5	18	23
3.	Mark McRae	1999-00	27	5	16	21

MOST ASSISTS BY FRESHMAN DEFENSEMAN Since 1975-76

RK	PLAYER	SEASON	G	A	PTS
1.	Chris Norton	1984-85	4	19	23
2.	Bruce Frauley	1987-88	1	18	19
►	Ben Robertson	2023-24	5	18	23

NCAA LEADERS

TOP SCORING DEFENSES This Season (as of 3/25/24)

SCHOOL	GP	GA	GAPG
► Cornell	33	62	1.88
Quinnipiac	37	72	1.95
Wisconsin	39	78	2.00
Boston College	37	82	2.22
RIT	39	90	2.31
Bentley	35	82	2.34
Providence	35	83	2.37
Holy Cross	39	93	2.38
Boston University	37	89	2.41

CORNELL IN THE NCAA TOURNAMENT

PLAYER	GP	G	A	PTS	SH	SH%	PIM	PPG	SHG	GWG	FOW	FOL	FO%
Jack O'Leary	2	1	1	2	1	1.000	0	0	0	1	0	0	—
Dalton Bancroft	2	1	0	1	1	1.000	5	0	0	0	0	0	—
Gabriel Seger	2	0	1	1	4	.000	0	0	0	0	29	14	.674
Nick DeSantis	2	0	0	0	3	.000	0	0	0	0	0	0	—
Hank Kempf	2	0	0	0	0	.000	0	0	0	0	0	0	—
Kyler Kovich	2	0	0	0	0	.000	0	0	0	0	0	0	—
Kyle Penney	2	0	0	0	3	.000	0	0	0	0	0	0	—
Ondrej Psenicka	2	0	0	0	5	.000	0	0	0	0	0	1	.000
Tim Rego	2	0	0	0	2	.000	0	0	0	0	0	0	—
Michael Suda	2	0	0	0	0	.000	0	0	0	0	0	0	—
Winter Wallace	2	0	0	0	1	.000	2	0	0	0	0	0	—
TOTALS	22	2	2	4	21	.095	7	0	0	12	29	15	.659
PLAYER	GP	GS	MIN	GA	GAA	SV	SV%	W	L	T	SHO	PPG	SHG
Ian Shane	2	2	117:12	2	1.02	46	.958	1	1	0	1	0	0

SERIES HISTORY



SERIES HISTORY

SERIES TIED, 7-7-3

Ithaca, N.Y. (Lynah Rink)	5-0-0 (5-0-0)
Orono, Maine (Alfond Arena)	1-1-1 (1-1-1)
Neutral Sites	1-6-2
Under Mike Schafer	1-5-3

SCORING RECORDS

CORNELL	MAINE
Ithaca 8	Ithaca 4
. COR, 8-2 (2/20/82) COR, 7-4 (3/10/81)
Orono 6	Orono 7
. COR, 6-5 (2/20/83) MAINE, 7-2 (11/29/80)
Neutral Site 4, (2x)	Neutral Site 6, (2x)
. Last: MAINE, 6-4 (12/29/12)	. Last: MAINE, 6-4 (12/29/12)

GAME-BY-GAME RESULTS

DATE	SITE	SCORE
12/28/1978	Ithaca, N.Y.	W, 3-1
1/26/1980	Ithaca, N.Y.	W, 6-2
11/29/1980	Orono, Maine	L, 2-7
3/10/1981	Ithaca, N.Y.	W, 7-4
2/20/1982	Ithaca, N.Y.	W, 8-2
2/20/1983	Orono, Maine	W, 6-5
11/22/1983	Ithaca, N.Y.	W, 6-3
1/2/1994	Minneapolis, Minn.	L, 1-4
1/4/2000	Portland, Maine	T, 2-2 (OT)
11/21/2000	Orono, Maine	T, 1-1 (OT)
12/28/2000	Estero, Fla.	L, 1-2
12/28/2002	Estero, Fla.	L, 2-3
12/29/2004	Estero, Fla.	W, 4-3
12/30/2006	Estero, Fla.	L, 3-6
12/30/2010	Estero, Fla.	L, 2-3 (OT)
12/29/2012	Estero, Fla.	L, 4-6
12/29/2013	Estero, Fla.	T, 1-1 (SOW)

SCOUTING MAINE

► Appearing in its first NCAA Division I Men's Hockey Championship since 2012, No. 6-ranked Maine enters tonight's matchup with an overall record of 23-11-2. The Black Bears concluded Hockey East play with a 14-9-1 record, falling to No. 2-ranked Boston University in the semifinals of the Hockey East Tournament at TD Garden, 4-1, last Friday.

► Maine is seeking its first win in the NCAA Tournament since March 24, 2007, when it defeated UMass, 3-1, to advance to its 11th Frozen Four in St. Louis, Mo. A victory by the Black Bears would also give Maine its most wins in a season since the 2005-06 campaign.

► The freshman brother duo of Bradley (19-27—46) and Josh Nadeau (18-27—45) pace the Black Bears' offense. Lynden Breen has added nine goals and 21 assists, giving Maine its first trio of 30-point scorers in a season since 2011-12.

► Fellow first-year Albin Boija (10-6-1, 2.01, .916) has started the last eight games between the pipes for Maine, assuming starting goaltending duties over senior Victor Ostman (13-5-1, 2.79, .894).

► Tonight will be Maine's 20th game against a ranked opponent this season. The Black Bears are 11-7-1 when squaring off against a foe within the top 20 of the national rankings. Their 11 ranked wins are the most by the program since 2003-04 (12).

45 YEARS, 573 MILES, 17 MEETINGS

► Cornell and Maine have met 17 times, as the series is tied at 7-7-3. After winning six of the first seven games against the Black Bears, Cornell is 1-6-3 against Maine since it moved to Hockey East from ECAC Hockey.

► Each of the last seven meetings came in the Florida College Classic in Estero, Fla., a tournament co-hosted by the two programs.

► Tonight is the first game between the programs since Dec. 29, 2013, when the Big Red posted a shootout victory over the Black Bears following a 1-1 tie in the championship game of the 2013 Florida College Classic.

► The game tonight will be Cornell and Maine's first time facing each other in the NCAA Tournament and will be just the second postseason meeting between the programs. Cornell edged Maine, 7-4, in the quarterfinals of the 1981 ECAC Hockey Championship at Lynah Rink behind a hat trick by 5-foot-7, 155-pound sophomore centerman **LARRY TOBIN**, which sent Cornell to the Boston Garden for a third consecutive season for the ECAC Hockey semifinals.

► A victory by Cornell would be its first over Maine since registering a 4-3 triumph on Dec. 29, 2004, also in the Florida College Classic.

CORNELL - MAINE CONNECTIONS

► **LIAM STEELE** and Ryan Hopkins played at Stanstead College during the 2020-21 season.

► Maine's Liam Lesakowski played with **JAKE KRAFT** and **RYAN WALSH** with the Cedar Rapids RoughRiders last season and with Walsh at the Salisbury School in 2020-21.

► **SEAN DONALDSON** and Ben Poisson were teammates on the 2018-19 Prince George Spruce Kings.

► Sully Scholle was teammates with **REMINGTON KEOPPLE** and **LUKE DEVLIN** on the Des Moines Buccaneers during the 2021-22 season.

► Brandon Chabrier played on the Sioux Falls Stampede with Donaldson for two seasons (2020-22) and **NICK DESANTIS** in 2019-20.

► **DALTON BANCROFT** and Félix Trudeau played on the 2020-21 Amherst Ramblers.

► **KYLER KOVICH** and Parker Lindauer played on the 2020-21 Tri-City Storm.

► Reid Pabich and Brandon Chabrier were teammates with DeSantis on the 2021-22 Madison Capitols and played with Donaldson on the 2020-21 Sioux Falls Stampede.

► Anthony Califiore played on the 2019-20 Cedar Rapids RoughRiders with **MICHAEL SUDA** and **JACK O'LEARY**.

► **RYAN MCINCHAK** and Connor Androlewicz played together on the 2019-20 Lincoln Stars.

► Maine assistant coach Jason Fortier coached **JIMMY RAYHILL** on the Odessa Jackalopes during the 2020-21 season.

MAINE'S NHL CONNECTIONS

► Grayson Arnott is the nephew of Jason Arnott, who played in 1,244 NHL games over 18 seasons with Edmonton, New Jersey, Dallas, Nashville, Washington, and St. Louis from 1993 to 2011.

► Aidan Carney is the son of Keith Carney, who played 1,018 NHL games from 1991 to 2008 with Buffalo, Chicago, Phoenix, Anaheim, Vancouver, and Minnesota.

YEARLY RESULTS

SEASON	OVERALL	W-L%
1957-58	2-4-1	.357
1958-59	3-10-0	.231
1959-60	1-7-0	.125
1960-61	3-8-0	.273
1961-62	8-2-0	.800
1962-63	5-4-1	.550
1963-64	5-5-1	.500
1964-65	11-2-0	.846
1965-66	13-1-0	.929
1966-67	10-1-0	.909
1967-68	12-0-0	1.000
1968-69	12-0-0	1.000
1969-70	12-0-0	1.000
1970-71	13-0-0	1.000
1971-72	12-1-0	.923
1972-73	14-0-1	.967
1973-74	11-1-0	.917
1974-75	9-3-1	.731
1975-76	10-3-0	.769
1976-77	14-2-0	.875
1977-78	13-1-1	.900
1978-79	13-3-0	.813
1979-80	8-5-0	.615
1980-81	12-1-0	.923
1981-82	6-8-0	.429
1982-83	9-1-2	.833
1983-84	7-5-0	.583
1984-85	11-1-1	.885
1985-86	6-4-4	.571
1986-87	6-6-0	.500
1987-88	10-5-0	.667
1988-89	9-3-0	.750
1989-90	10-2-2	.786
1990-91	10-3-2	.733
1991-92	6-3-2	.636
1992-93	4-9-0	.308
1993-94	5-7-2	.429
1994-95	4-4-4	.500
1995-96	11-1-2	.857
1996-97	10-4-2	.688
1997-98	5-6-0	.455
1998-99	6-7-1	.464
1999-00	11-3-0	.786
2000-01	7-2-4	.692
2001-02	14-1-1	.906
2002-03	15-0-0	1.000
2003-04	7-7-5	.500
2004-05	15-0-1	.969
2005-06	12-3-2	.765
2006-07	9-7-2	.556
2007-08	10-5-2	.647
2008-09	12-3-1	.781
2009-10	12-3-1	.781
2010-11	9-8-1	.528
2011-12	10-3-2	.733
2012-13	6-5-2	.538
2013-14	8-5-2	.600
2014-15	7-7-3	.500
2015-16	9-5-2	.625
2016-17	9-4-3	.656
2017-18	15-2-0	.882
2018-19	12-6-0	.667
2019-20	11-0-2	.923
2020-21	— NO SEASON —	
2021-22	9-4-3	.656
2022-23	12-3-1	.781
2023-24	10-3-2	.733
TOTAL	612-232-72	.707



If you've never been to a Big Red hockey game at Cornell's Lynah Rink, there are quite a few things you've never experienced. You've never camped in line to get season tickets and ensure your spot as one of the raucous and devoted "Lynah Faithful." But most importantly, if you've never been to Lynah, you've never experienced all the best that college hockey offers.

Lynah Rink, which enters its 67th year of being the home of Big Red hockey this season, was dedicated on April 6, 1957, in honor of the late James Lynah '05, who served as the director of athletics at Cornell from 1935-43.

Cornell began sponsoring a hockey team in the 1900-01 season, which featured all Big Red home games played on the university's outdoor rink on Beebe Lake. Due to a series of abnormally mild winters, the program was left on "thin ice," causing Cornell to drop the program entirely after the 1947-48 campaign.

Fortunately, the construction of Lynah Rink gave Cornell hockey a new home, ensuring ice hockey would return as a varsity sport beginning with the 1957-58 season.

The facility has received numerous face-lifts since hosting its inaugural game on March 21, 1957, between the New York Rangers and the Rochester Americans of the American Hockey League (AHL).

Cornell spent nearly \$1 million renovating Lynah in the summer of 2000, replacing the rink floor, drainage system, frost protection and refrigeration piping, and adding new boards and seamless glass.

During the summer of 2006, a 16,700-square-foot expansion added new locker rooms, coaches offices, study lounges, new athletic training space, and approximately 450 new seats in the seating bowl.

Over this past winter break, updated Cornell branding on the façade and south concourse brought a more modern look to the facility. Though many physical aspects of Lynah Rink have changed over time, the crowd remains constant. Lynah Rink can hold 4,267 boisterous Cornell hockey fans who provide unwavering support for the Big Red while creating an unparalleled atmosphere in college hockey.

Although many rinks in the nation are bigger in capacity, few are known to be louder. The Cornell fans, aptly named the "Lynah Faithful," stream into every home contest, making themselves as much a part of the game as the players do. Whether they're cheering for the Big Red or joining the pep band in their rendition of "Give My Regards to Davy," the Lynah Faithful reaffirms the old saying, "There's no place like home."

Since the doors opened on Lynah Rink, the Cornell men's hockey program has won a pair of NCAA Division I men's hockey championships in 1967 and 1970, garnering an ECAC Hockey-record 12 tournament championships (1967, 1968, 1969, 1970, 1973, 1980, 1986, 1996, 1997, 2003, 2005, 2010) and 25 Ivy League titles, 21 of which have been won outright.

NCAA HISTORY

TOP DIVISION I HOME WIN PERCENTAGES

Mike Schafer Era (1995-Present)

TEAM	RECORD	W%
Michigan	391-119-37	.749
Quinnipiac	319-104-39	.733
North Dakota	401-132-57	.728
Boston College	320-115-41	.715
Denver	394-147-48	.710
▶ Cornell	283-107-47	.701
Minnesota	389-162-50	.689
Boston University	309-137-54	.672
Maine	310-142-53	.666
New Hampshire	316-150-55	.659



MIKE SCHAFER

36TH SEASON AT CORNELL

Years in Role: 29th Season as Head Coach

College: Cornell '86

MIKE SCHAFER '86, the longest-tenured head coach in Cornell men's hockey history, enters his 29th season at the helm of the Cornell men's hockey program and is in his 36th season on the Big Red's coaching staff.

When Schafer returned to his alma mater in the summer of 1995 to become the 12th head coach in Cornell men's hockey history, Schafer's goal was to bring the Big Red to a position of national prominence.

Schafer has accomplished that objective with his career coaching record of 541-288-111. His 541 victories are the second-most by any Cornell coach with a single team, trailing former softball head coach **DICK BLOOD** (623).

Cornell has consistently been ranked among the nation's elite under Schafer, which includes the Big Red being ranked in the top 20 of the USCHO.com poll 428 times since its inception in 1997-98.

Along with being one of Cornell's legendary head coaches, Schafer's 541 career victories rank sixth among active NCAA men's ice hockey head coaches, and his .635 win percentage is also good for sixth among active Division I coaches with at least 200 victories.

During his 28-plus seasons behind the Big Red bench, Schafer has guided Cornell to 14 NCAA Tournament appearances, which included a trip to Buffalo, N.Y., for the 2003 Frozen Four — the program's first since the 1979-80 campaign. Along with its Frozen Four appearance, the Big Red established the school record for wins (30), claiming one more victory than Cornell's 1969-70 national championship squad, who remains the lone Division I program to go undefeated in a season (29-0-0). In addition to its 30 wins in 2002-03, Cornell had a 19-2-1 mark in ECAC Hockey play, signifying the program's best league play record since going 21-0-0 in 1969-70.

With Schafer serving as Cornell's bench boss, the Big Red have registered 14 20-win seasons and 17 campaigns with at least a .600 win percentage — which includes the 2023-24 campaign. In ECAC Hockey play, the Schafer-led Big Red has won at least 10 conference games on 23 occasions, including each of the last seven seasons in which the Big Red has competed.

In 2020, Schafer was named co-winner of the Spencer Penrose Award, given to the nation's top head coach, sharing the honor with North Dakota's Brad Berry. It was the first time Schafer won the award after being named ECAC Hockey's Coach of the Year five times (2002, 2003, 2005, 2018, 2020).

Cornell has claimed six Whitelaw Cup (ECAC Hockey tournament titles), two more than the late legendary **NED HARKNESS** for the most in Big Red history. Schafer also has guided Cornell to three Cleary Cups (ECAC's regular-season championships) over the past seven years.

Over his illustrious coaching career for Cornell, Schafer has coached 10 players to First Team All-America status (11 instances), eight Ivy League Players of the Year, six ECAC Hockey Ken Dryden Award winners (league's best goaltender), five Rookies of the Year in both ECAC Hockey and the Ivy League, and three ECAC Hockey Players of the Year.

Schafer and his wife, Diane, have two sons, Luke and John '18, and a daughter, Michelle.

SCHAFER'S FILE

COACHING EXPERIENCE

1986-90	Cornell (Assistant Coach)
1990-94	Western Michigan (Assistant Coach)
1994-95	Western Michigan (Associate HC)
1995-Pres.	Cornell (Head Coach)

PLAYING EXPERIENCE

1983-86	Cornell
---------	---------

EDUCATION

Cornell University

- B.A., Business Management & Marketing, 1986


NCAA COACHING CAREER

SEASON	OVERALL	W-L%	CONF.	W-L%
CORNELL (1995 - PRES.)				
1995-96	21-9-4	.676	14-4-4	.727
1996-97	21-9-5	.671	14-6-2	.682
1997-98	15-16-2	.485	9-12-1	.432
1998-99	12-15-4	.452	9-10-3	.477
1999-00	16-14-2	.531	10-9-1	.525
2000-01	16-12-5	.561	11-8-3	.568
2001-02	25-8-2	.743	17-3-2	.818
2002-03	30-5-1	.847	19-2-1	.886
2003-04	16-10-6	.594	13-6-3	.659
2004-05	27-5-3	.814	18-2-2	.864
2005-06	22-9-4	.686	13-6-3	.659
2006-07	14-13-4	.516	10-8-4	.545
2007-08	19-14-3	.569	12-9-1	.568
2008-09	22-10-4	.667	13-6-3	.659
2009-10	21-9-4	.676	14-5-3	.705
2010-11	16-15-3	.515	11-9-2	.545
2011-12	19-9-7	.643	12-4-6	.682
2012-13	15-16-3	.485	8-11-3	.432
2013-14	17-10-5	.609	11-7-4	.591
2014-15	11-14-6	.452	9-9-4	.500
2015-16	16-11-7	.574	8-8-6	.500
2016-17	21-9-5	.671	13-4-5	.705
2017-18	25-6-2	.788	17-3-2	.818
2018-19	21-11-4	.639	13-5-4	.682
2019-20	23-2-4	.862	18-2-2	.864
2020-21	— NO SEASON (COVID-19 PANDEMIC) —			
2021-22	18-10-4	.625	12-6-4	.636
2022-23	21-11-2	.647	15-6-1	.705
2023-24	21-6-6	.727	12-6-4	.636
TOTAL	541-288-111	.635	355-176-83	.646

SCHAFER'S STATISTICAL BREAKDOWN

CATEGORY	2023-24	UNDER SCHAFER	STREAK	CATEGORY	2023-24	UNDER SCHAFER	STREAK	CATEGORY	2023-24	UNDER SCHAFER	STREAK
Overall	21-6-6	541-288-111	Won 5	Scoring First	17-2-4	396-88-55	Won 4	Leading after 1st period	14-0-1	283-46-26	Won 12
ECAC Hockey	12-6-4	355-176-83	Won 1	Opponent Scores First	4-4-2	145-200-49	Won 1	Trailing after 1st period	1-4-1	65-147-29	Won 1
Ivy League	5-2-3	193-93-33	Tied 1	When Shutout	0-0-0	0-49-7	Lost 5	Tied after 1st period	6-2-4	193-95-56	Lost 1
Non-Conference	9-0-2	186-112-28	Won 6	Scores One Goal	0-1-1	21-88-26	Tied 1	Leading after 2nd period	18-0-2	415-22-29	Won 13
Home	10-3-2	283-107-47	Won 3	Scores Two Goals	2-3-5	85-89-43	Lost 1	Trailing after 2nd period	2-3-1	31-193-30	Won 1
Away	8-3-2	195-126-53	Tied 1	Scores Three Goals	7-1-0	147-42-26	Won 2	Tied after 2nd period	1-3-3	95-73-52	Lost 1
Neutral	3-0-2	63-55-11	Won 2	Scores Four Goals	6-1-0	122-16-6	Won 5	Outshooting Opponents	15-4-4	336-133-59	Won 3
October	2-0-0	18-10-2	Won 2	Scores 5+ Goals	6-0-0	166-4-3	Won 108	Outshot by Opponent	6-2-2	188-144-49	Won 2
November	3-3-1	135-63-22	Won 1	Shutout Opponent	3-0-0	111-0-7	Won 25	Tied in Shots	0-0-0	17-11-3	Won 1
December	1-1-2	53-31-19	Tied 2	Allows One Goal	11-0-1	190-16-26	Won 3	In Overtime	2-2-6	51-44-111	Tied 1
January	5-0-1	111-61-35	Tied 1	Allows Two Goals	5-1-5	159-49-43	Tied 1	In Shootouts	4-2	9-10	Won 2
February	5-1-2	131-66-30	Tied 1	Allows Three Goals	2-2-0	61-69-26	Won 2	vs. Ranked Opponents	6-1-2	118-103-30	Won 3
March	5-1-0	93-56-3	Won 5	Allows Four Goals	0-2-0	19-69-6	Lost 3				
April	0-0-0	0-1-0	Lost 1	Allows 5+ Goals	0-1-0	1-85-3	Lost 52				

SCHAFER'S ALUMNI IN THE NHL (AS OF MARCH 25)



MORGAN BARRON

F | Winnipeg | CU from 2017-20

2023-24 STATS

GP	G	A	PTS
70	10	6	16

CAREER

GP	G	A	PTS
172	21	22	43



JACOB MacDONALD

D | San Jose | CU from 2011-15

2023-24 STATS

GP	G	A	PTS
29	6	2	8

CAREER

GP	G	A	PTS
130	9	17	26

BIG RED NHLers UPCOMING SCHEDULE

THURSDAY, MARCH 28

- San Jose at Minnesota, 8:00
- Vegas at Winnipeg, 8:00

SATURDAY, MARCH 30

- Ottawa at Winnipeg, 7:00
- San Jose at St. Louis, 8:00

MONDAY, APRIL 1

- Los Angeles at Winnipeg, 9:00
- Seattle at San Jose, 10:30

BARRON NETS 10TH GOAL, GAME-WINNER IN WIN OVER SABRES

BUFFALO, N.Y. (MARCH 3, 2024) — Former Cornell forward **MORGAN BARRON** scored the second of four unanswered Winnipeg goals as the Jets posted a come-from-behind 5-2 victory over the Buffalo Sabres at KeyBank Center on Sunday, March 3.

Barron's goal at 13:55 of the third period proved to be the game-winner — his third of the year — and was his 10th tally of the season to give the fourth-year veteran his first NHL season with a double-digit goal output.

The victory was the Jets' second third-period comeback in as many nights as Winnipeg netted five unanswered goals against Carolina to defeat the Hurricanes, 5-3, at PNC Arena in Raleigh.

Barron, who snapped a seven-game goalless streak, benefited from a clearing attempt out of Winnipeg's defensive zone from his linemate, Cole Perfetti. Buffalo forward Peyton Krebs tried to secure the wobbling puck off the glass with his hand, but went between his legs and ultimately lead to an open lane on the right side of the ice for Barron to laser a snapshot from the top of the right faceoff circle past Sabres goaltender Ukko-Pekka Luukkonen.

With the goal, Barron became the sixth Cornell alum with a 10-goal season and is the first since **RILEY NASH** had 15 goals with Boston in the 2017-18 season. The other former Big Red players with at least 10 goals in an NHL season include **JOE NIEUWENDYK** (18 times), **MATT MOULSON** (seven times), Nash (twice), **COLIN GREENING** (once), and **LANCE NETHERY** (once).

Winnipeg improved to 9-0-1 on the season when Barron scores a goal and 12-0-1 when he registers at least one point.

FORMER CORNELLIANS PLAYING PROFESSIONALLY

LAST UPDATED: MARCH 25, 2024

NORTH AMERICA

NHL (2)

- Morgan Barron — Winnipeg
- Jacob MacDonald — San Jose

AHL (12)

- Anthony Angello — Milwaukee
- Cole Bardreau — Bridgeport
- Ben Berard — Texas
- Kyle Betts — Belleville
- Alex Green — Chicago
- Cody Haiskanen — Texas
- Jeff Kubiak — Bridgeport
- Sam Malinski — Colorado
- Jeff Malott — Winnipeg
- Travis Mitchell — Bridgeport
- Riley Nash — Hartford
- Matt Stienburg — Colorado

ECHL (6)

- Max Andrejev — Kansas City
- Matt Cairns — Indy
- Sebastian Dirven — Wheeling
- Joe Leahy — Greenville
- Peter Muzyka — Rapid City
- Ben Tupker — Trois-Rivières

INTERNATIONAL

AUSTRIA - ICEHL (1)

- Sean Collins — Black Wings Linz

GERMANY - DEL (1)

- Alec McCrea — Düsseldorfer EG

GERMANY - DEL2 (3)

- Matthew Galajda — Lausitzer Füchse
- Joel Lowry — EC Kassel Huskies
- Jake Weidner — EC Kassel Huskies

JAPAN - ASIA LEAGUE (1)

- Alex Rauter — Yokohoma Griets

NORWAY (1)

- Mitch Gillam — Frisk Asker

RUSSIA - KHL (2)

- Kirill Gotovets — Dynamo Moskva
- Yanni Kaldis — Dinamo Minsk

SWEDEN - SHL (1)

- Joakim Ryan — Malmö Redhawks

CORNELLIANS IN THE NHL



CORNELLIANS ACTIVELY IN THE NHL (2)

PLAYER	YEARS AT CORNELL	NHL SEASON	CURRENT TEAM
Morgan Barron	2017-20	4th	Winnipeg
Jacob MacDonald	2011-15	5th	San Jose

NHLers TO PLAY FOR SCHAFER AT CORNELL (29)

PLAYER	YEAR(S) COACHED	NHL CAREER	TEAM(S)
--------	-----------------	------------	---------

AS AN ASSISTANT COACH (4)

Joe Nieuwendyk	1986-87	1987-07	CGY, DAL, NJ, TOR, FLA
Corrie D'Alessio	1987-90	1992-93	HFD
Dan Ratushny	1988-90	1992-93	VAN
Ryan Hughes	1989-90	1995-96	BOS

AS A HEAD COACH (25)

Brad Chartrand	1995-96	1999-04	LAK
P.C. Drouin	1995-96	1996-97	BOS
Jean-Marc Pelletier	1995-97	1998-04	PHI, PHX
Matt Underhill	1998-02	2003-04	CHI
Douglas Murray	1999-03	2005-14	SJ, PIT, MTL
Ryan Vesce	2000-04	2008-10	SJ
Mike Iggudden	2001-05	2007-09	SJ, NYI
David LeNeveu	2001-03	2005-11	PHX, CBJ
Matt Moulson	2002-06	2007-18	LA, NYI, BUF, MIN
Ryan O'Byrne	2003-06	2007-13	MTL, COL, TOR
Byron Bitz	2003-07	2008-12	BOS, FLA, VAN
Raymond Sawada	2004-08	2008-11	DAL
Colin Greening	2006-10	2010-16	OTT, TOR
Brendon Nash	2006-10	2010-11	MTL
Ben Scrivens	2006-10	2011-16	TOR, LA, EDM, MTL
Riley Nash	2007-10	2011-24	CAR, BOS, CBJ, WPG, TB, ARI, NYR
Sean Collins	2008-12	2012-16	CBJ, WSH
Brian Ferlin	2011-14	2014-15	BOS
Joakim Ryan	2011-15	2017-21	SJ, LA, CAR
Jacob MacDonald	2011-15	2018-24	FLA, COL, SJ
Cole Bardreau	2011-15	2019-23	NYI
Anthony Angello	2015-18	2019-22	PIT
Morgan Barron	2018-20	2020-24	NYR, WPG
Jeff Malott	2016-20	2021-22	WPG
Sam Malinski	2019-23	2023-24	COL

CORNELLIANS IN HOCKEY HALL OF FAME (2)



KEN DRYDEN

G | Montréal | CU from 1966-69

CAREER STATS

GP	SV	GAA	SV%
397	10,213	2.24	.922



5-time Vezina Trophy winner; 6-time All-Star



JOE NIEUWENDYK

C | Calgary, Dallas, New Jersey, Toronto, Florida | CU from 1984-87

CAREER STATS

GP	G	A	PTS
1,257	564	562	1,126



1988 Calder; 1995 Clancy; 1999 Conn Smythe



LIAM STEELE

2023-24 STATS: 0 GP, 0 G, 0 A, 0 PTS, 0 PIM

Height: 6-4 Weight: 217 lbs. Shoots: Right Year: Freshman
Hometown: Cobham, England
Previous Team: Salmon Arm Silverbacks (BCHL)

#2

STEELE AT A GLANCE

Most Goals N/A
Most Assists N/A
Most Points N/A

First Goal N/A
First Assist N/A
Last Goal N/A
Last Assist N/A

Longest Point Streak N/A
Longest Goal Streak N/A
Longest Assist Streak N/A



JACK O'BRIEN

2023-24 STATS: 9 GP, 0 G, 0 A, 0 PTS, 0 PIM

Height: 6-0 Weight: 185 lbs. Shoots: Left Year: Sophomore
Hometown: White Rock, British Columbia
Previous Team: Nanaimo Clippers (BCHL)

#3

O'BRIEN AT A GLANCE

Most Goals N/A
Most Assists N/A
Most Points N/A

First Goal N/A
First Assist N/A
Last Goal N/A
Last Assist N/A

Longest Point Streak N/A
Longest Goal Streak N/A
Longest Assist Streak N/A

SEASON	TEAM	GP	G	A	Points	Shots	Shot%	Pen-Min	+/-	PPG	SHG	GWG	Blk	FOW	FOL	FO%
2022-23	CU	1	0	0	0	1	.000	0 - 0	0	0	0	0	0	0	0	.000
2023-24	CU	9	0	0	0	5	.000	0 - 0	4	0	0	0	2	0	0	.000
TOTAL		10	0	0	0	6	.000	0 - 0	4	0	0	0	2	0	0	.000



HANK KEMPF

2023-24 STATS: 33 GP, 1 G, 7 A, 8 PTS, 12 PIM

Height: 6-2 Weight: 204 lbs. Shoots: Left Year: Junior
Hometown: Wilmette, Ill.
Previous Team: Muskegon Lumberjacks (USHL)

#4

KEMPF AT A GLANCE

Most Goals 1, (2x), Last: at Arizona State (1/13/24)
Most Assists 2, (2x), Last: vs. St. Lawrence (3/23/24)
Most Points 2, (2x), Last: vs. St. Lawrence (3/23/24)

First Goal at RPI (1/7/23)
First Assist at Dartmouth (11/6/21)
Last Goal at Arizona State (1/13/24) - 18 games
Last Assist 2, vs. St. Lawrence (3/23/24)

Longest Point Streak 4 games (11/6/21 - 11/19/21)
Longest Goal Streak N/A
Longest Assist Streak 4 games (11/6/21 - 11/19/21)



SEASON	TEAM	GP	G	A	Points	Shots	Shot%	Pen-Min	+/-	PPG	SHG	GWG	Blk	FOW	FOL	FO%
2021-22	CU	32	0	8	8	54	.000	3 - 6	8	0	0	0	12	0	0	.000
2022-23	CU	31	1	1	2	25	.040	5 - 10	12	0	0	0	30	0	0	.000
2023-24	CU	33	1	7	8	33	.030	6 - 12	14	0	0	1	59	0	0	.000
TOTAL		96	2	16	18	112	.018	14 - 28	34	0	0	1	101	0	0	.000



HOYT STANLEY

2023-24 STATS: 33 GP, 2 G, 7 A, 9 PTS, 22 PIM

Height: 6-3 Weight: 197 lbs. Shoots: Right Year: Freshman
Hometown: West Vancouver, British Columbia
Previous Team: Victoria Grizzlies (BCHL)

#5

STANLEY AT A GLANCE

Most Goals 1, (2x), Last: vs. Brown (2/16/24)
Most Assists 1, (7x), Last: vs. Yale (2/17/24)
Most Points 1, (9x), Last: vs. Yale (2/17/24)

First Goal vs. UMass (12/29/23)
First Assist vs. Minnesota Duluth (10/27/23)
Last Goal vs. Brown (2/16/24) - 9 games
Last Assist vs. Yale (2/17/24) - 8 games

Longest Point Streak 3 games (1/13/24 - 1/20/24)
Longest Goal Streak N/A
Longest Assist Streak 3 games (1/13/24 - 1/20/24)

SEASON	TEAM	GP	G	A	Points	Shots	Shot%	Pen-Min	+/-	PPG	SHG	GWG	Blk	FOW	FOL	FO%
2023-24	CU	33	2	7	9	35	.057	11 - 22	15	0	0	0	23	0	0	.000
TOTAL		33	2	7	9	35	.057	11 - 22	15	0	0	0	23	0	0	.000



GEORGE FEGARAS

2023-24 STATS: 31 GP, 3 G, 4 A, 7 PTS, 12 PIM

Height: 6-2 Weight: 209 lbs. Shoots: Right Year: Freshman
Hometown: Richmond Hill, Ontario
Previous Team: Muskegon Lumberjacks (USHL)

#6

FEGARAS AT A GLANCE

Most Goals 1, (3x), Last: vs. St. Lawrence (2/2/24)
Most Assists 1, (4x), Last: at Clarkson (2/23/24)
Most Points 2, at Brown (11/4/23)

First Goal at Brown (11/4/23)
First Assist at Brown (11/4/23)
Last Goal vs. St. Lawrence (2/2/24) - 11 games
Last Assist at Clarkson (2/24/24) - 6 games

Longest Point Streak 2 games (12/30/23 - 1/12/24)
Longest Goal Streak N/A
Longest Assist Streak N/A

SEASON	TEAM	GP	G	A	Points	Shots	Shot%	Pen-Min	+/-	PPG	SHG	GWG	Blk	FOW	FOL	FO%
2023-24	CU	31	3	4	7	54	.056	6 - 12	8	1	0	0	18	0	0	.000
TOTAL		31	3	4	7	54	.056	6 - 12	8	1	0	0	18	0	0	.000





JIMMY RAYHILL

2023-24 STATS: 0 GP, 0 G, 0 A, 0 PTS, 0 PIM

Height: 5-9 Weight: 175 lbs. Shoots: Right Year: Junior
Hometown: New Hartford, N.Y.
Previous Team: Odessa Jackalopes (NAHL)

#7

RAYHILL AT A GLANCE

Most Goals N/A
Most Assists N/A
Most Points N/A

First Goal N/A
First Assist N/A
Last Goal N/A
Last Assist N/A

Longest Point Streak N/A
Longest Goal Streak N/A
Longest Assist Streak N/A



LUKE DEVLIN

2023-24 STATS: 28 GP, 6 G, 2 A, 8 PTS, 12 PIM

Height: 6-3 Weight: 196 lbs. Shoots: Left Year: Freshman
Hometown: Memphis, Tenn.
Previous Team: West Kelowna Warriors (BCHL)

#8

DEVLIN AT A GLANCE

Most Goals 1, (6x), Last: at RPI (2/9/24)
Most Assists 1, (2x), Last: at Union (2/10/24)
Most Points 2, vs. Clarkson (2/3/24)

First Goal at Yale (11/3/23)
First Assist vs. Clarkson (2/3/24)
Last Goal at RPI (2/9/24) - 6 games
Last Assist at Union (2/10/24) - 5 games

Longest Point Streak 4 games (2/2/24 - 2/10/24)
Longest Goal Streak 3 games (2/2/24 - 2/9/24)
Longest Assist Streak N/A



SEASON	TEAM	GP	G	A	Points	Shots	Shot%	Pen-Min	+/-	PPG	SHG	GWG	Blk	FOW	FOL	FO%
2023-24	CU	26	6	2	8	28	.214	6 - 12	1	0	0	1	7	26	37	.413
TOTAL		26	6	2	8	28	.214	6 - 12	1	0	0	1	7	26	37	.413



JACK O'LEARY

2023-24 STATS: 33 GP, 7 G, 8 A, 15 PTS, 12 PIM

Height: 5-7 Weight: 163 lbs. Shoots: Right Year: Junior
Hometown: St. James, N.Y.
Previous Team: Cedar Rapids RoughRiders (USHL)

#9

O'LEARY AT A GLANCE

Most Goals 1, (14x), Last: vs. St. Lawrence (3/23/24)
Most Assists 1, (20x), Last: vs. Harvard (3/15/24)
Most Points 2, (8x), Last: vs. Harvard (3/15/24)

First Goal at North Dakota (1/7/22)
First Assist at North Dakota (1/7/22)
Last Goal vs. St. Lawrence (3/23/24)
Last Assist vs. Harvard (3/15/24) - 3 games

Longest Point Streak 3, (4x), Last: (2/3/24 - 2/10/24)
Longest Goal Streak 2 games (2/24/23 - 2/25/23)
Longest Assist Streak 3, (3x), Last: (2/3/24 - 2/10/24)

SEASON	TEAM	GP	G	A	Points	Shots	Shot%	Pen-Min	+/-	PPG	SHG	GWG	Blk	FOW	FOL	FO%
2021-22	CU	11	1	1	2	9	.111	4 - 19	3	0	0	0	1	0	0	.000
2022-23	CU	29	6	11	17	30	.200	4 - 8	19	0	0	2	19	0	1	.000
2023-24	CU	33	7	8	15	42	.167	6 - 12	12	0	0	1	12	2	7	.222
TOTAL		73	14	20	34	81	.173	14 - 39	34	0	0	3	32	2	8	.200



JAKE KRAFT

2023-24 STATS: 33 GP, 4 G, 9 A, 13 PTS, 2 PIM

Height: 5-8 Weight: 168 lbs. Shoots: Left Year: Freshman
Hometown: Churchville, N.Y.
Previous Team: Cedar Rapids RoughRiders (USHL)

#10

KRAFT AT A GLANCE

Most Goals 1, (4x), Last: vs. RPI (3/2/24)
Most Assists 1, (9x), Last: vs. Dartmouth (3/22/24)
Most Points 2, vs. St. Lawrence (2/2/24)

First Goal vs. Harvard (11/11/23)
First Assist at Yale (11/3/23)
Last Goal vs. RPI (3/2/24) - 4 games
Last Assist vs. Dartmouth (3/22/24) - 1 game

Longest Point Streak 4 games (1/27/24 - 2/9/24)
Longest Goal Streak 2 games (2/2/24 - 2/3/24)
Longest Assist Streak 2, (2x), Last: (1/27/24 - 2/2/24)

SEASON	TEAM	GP	G	A	Points	Shots	Shot%	Pen-Min	+/-	PPG	SHG	GWG	Blk	FOW	FOL	FO%
2023-24	CU	32	4	9	13	45	.089	1 - 2	6	0	0	1	10	2	0	1.000
TOTAL		32	4	9	13	45	.089	1 - 2	6	0	0	1	10	2	0	1.000



SEAN DONALDSON

2023-24 STATS: 10 GP, 0 G, 0 A, 0 PTS, 0 PIM

Height: 5-11 Weight: 188 lbs. Shoots: Left Year: Sophomore
Hometown: Vancouver, British Columbia
Previous Team: Nanaimo Clippers (BCHL)

#11

DONALDSON AT A GLANCE

Most Goals 1, (3x), Last: vs. Princeton (1/21/23)
Most Assists 2, (2x), Last: vs. Brown (11/19/22)
Most Points 2, (2x), Last: vs. Brown (11/19/22)

First Goal at Minnesota Duluth (10/29/22)
First Assist 2, vs. Yale (11/18/22)
Last Goal vs. Princeton (1/21/23) - 15 games
Last Assist vs. AIC (12/30/22) - 19 games

Longest Point Streak 3 games (11/18/22 - 11/22/22)
Longest Goal Streak N/A
Longest Assist Streak 3 games (11/18/22 - 11/22/22)

SEASON	TEAM	GP	G	A	Points	Shots	Shot%	Pen-Min	+/-	PPG	SHG	GWG	Blk	FOW	FOL	FO%
2022-23	CU	22	3	7	10	34	.088	0 - 0	4	1	0	0	3	0	0	.000
2023-24	CU	10	0	0	0	12	.000	0 - 0	-1	0	0	0	1	0	0	.000
TOTAL		32	3	7	10	46	.065	0 - 0	3	1	0	0	4	0	0	.000



TIM REGO

2023-24 STATS: 33 GP, 2 G, 8 A, 10 PTS, 14 PIM

Height: 6-0 Weight: 178 lbs. Shoots: Right Year: Junior
Hometown: Mansfield, Mass.
Previous Team: Brooks Bandits (AJHL)

SEASON	TEAM	GP	G.	A	Points	Shots	Shot%	Pen-Min	+/-	PPG	SHG	GWG	Blk	FOW	FOL	FO%
2021-22	CU	32	2	9	11	29	.069	3 - 6	4	0	0	0	22	0	0	.000
2022-23	CU	33	2	7	9	28	.071	8 - 16	18	0	0	2	30	0	0	.000
2023-24	CU	33	2	8	10	37	.054	7 - 14	21	1	0	0	49	0	0	.000
TOTAL		98	6	24	30	94	.064	18 - 36	43	1	0	2	101	0	0	.000

#12

REGO AT A GLANCE

Most Goals 2, vs. RPI (11/13/21)
Most Assists 2, at Harvard (11/5/21)
Most Points 3, vs. RPI (11/13/21)

First Goal 2, vs. RPI (11/13/21)
First Assist 2, at Harvard (11/5/21)
Last Goal at Harvard (1/26/24) - 15 games
Last Assist vs. Dartmouth (3/22/24) - 1 game

Longest Point Streak 3 games (2/3/23 - 2/10/23)
Longest Goal Streak N/A
Longest Assist Streak 3 games (2/3/23 - 2/10/23)



MARIAN MOSKO

2023-24 STATS: 11 GP, 0 G, 1 A, 1 PTS, 0 PIM

Height: 5-11 Weight: 182 lbs. Shoots: Left Year: Freshman
Hometown: Visolaje, Slovakia
Previous Team: Fargo Force (USHL)

SEASON	TEAM	GP	G.	A	Points	Shots	Shot%	Pen-Min	+/-	PPG	SHG	GWG	Blk	FOW	FOL	FO%
2023-24	CU	11	0	1	1	2	.000	0 - 0	3	0	0	0	3	0	0	.000
TOTAL		11	0	1	1	2	.000	0 - 0	3	0	0	0	3	0	0	.000

#13

MOSKO AT A GLANCE

Most Goals N/A
Most Assists 1, vs. Princeton (1/19/24)
Most Points 1, vs. Princeton (1/19/24)

First Goal N/A
First Assist vs. Princeton (1/19/24)
Last Goal N/A
Last Assist vs. Princeton (1/19/24) - 7 games

Longest Point Streak N/A
Longest Goal Streak N/A
Longest Assist Streak N/A



RYAN WALSH

2023-24 STATS: 33 GP, 12 G, 10 A, 22 PTS, 14 PIM

Height: 6-1 Weight: 181 lbs. Shoots: Right Year: Freshman
Hometown: Rochester, N.Y.
Previous Team: Cedar Rapids RoughRiders (USHL)

SEASON	TEAM	GP	G.	A	Points	Shots	Shot%	Pen-Min	+/-	PPG	SHG	GWG	Blk	FOW	FOL	FO%
2023-24	CU	33	12	10	22	70	.171	7 - 14	6	4	0	5	9	235	230	.505
TOTAL		33	12	10	22	70	.171	7 - 14	6	4	0	5	9	235	230	.505

#14

WALSH AT A GLANCE

Most Goals 1, (12x), Last: vs. Dartmouth (3/22/24)
Most Assists 2, vs. UMass (12/29/23)
Most Points 2, (4x), Last: vs. Dartmouth (3/22/24)

First Goal vs. Minnesota Duluth (10/27/23)
First Assist vs. Minnesota Duluth (10/27/23)
Last Goal vs. Dartmouth (3/22/24) - 1 game
Last Assist vs. Dartmouth (3/22/24) - 1 game

Longest Point Streak 3, (3x), Last: (2/23/24 - 3/1/24)
Longest Goal Streak 3 games (1/27/24 - 2/3/24)
Longest Assist Streak 3 games (2/23/24 - 3/1/24)



TYLER CATALANO

2023-24 STATS: 22 GP, 1 G, 4 A, 5 PTS, 14 PIM

Height: 6-4 Weight: 235 lbs. Shoots: Right Year: Freshman
Hometown: St. Louis, Mo.
Previous Team: Youngstown Phantoms (USHL)

SEASON	TEAM	GP	G.	A	Points	Shots	Shot%	Pen-Min	+/-	PPG	SHG	GWG	Blk	FOW	FOL	FO%
2023-24	CU	22	1	4	5	18	.056	3 - 14	-1	0	0	0	13	68	77	.469
TOTAL		22	1	4	5	18	.056	3 - 14	-1	0	0	0	13	68	77	.469

#15

CATALANO AT A GLANCE

Most Goals 1, vs. Yale (2/17/24)
Most Assists 1, (4x), Last: vs. RPI (3/2/24)
Most Points 1, (5x), Last: vs. RPI (3/2/24)

First Goal vs. Yale (2/17/24)
First Assist vs. St. Lawrence (2/2/24)
Last Goal vs. Yale (2/17/24) - 8 games
Last Assist vs. RPI (3/2/24) - 4 games

Longest Point Streak 3 games (2/2/24 - 2/9/24)
Longest Goal Streak N/A
Longest Assist Streak 3 games (2/2/24 - 2/9/24)



GABRIEL SEGER

2023-24 STATS: 33 GP, 14 G, 28 A, 42 PTS, 16 PIM

Height: 6-4 Weight: 213 lbs. Shoots: Left Year: Senior
Hometown: Uppsala, Sweden
Previous Team: Union College (ECAC)

SEASON	TEAM	GP	G.	A	Points	Shots	Shot%	Pen-Min	+/-	PPG	SHG	GWG	Blk	FOW	FOL	FO%
2019-20	UNI	37	7	15	22	44	.159	4 - 8	-1	3	0	2	18	204	223	.478
2021-22	UNI	34	7	14	21	54	.130	5 - 21	-2	3	0	0	18	335	306	.523
2022-23	CU	30	7	23	30	44	.159	4 - 19	5	5	0	1	5	300	172	.636
2023-24	CU	33	14	28	42	58	.241	8 - 16	28	4	0	2	21	464	325	.588
TOTAL FOR CU		63	21	51	72	102	.206	12 - 35	33	9	0	3	26	764	497	.606
TOTAL		134	35	80	115	200	.175	21 - 64	30	15	0	5	62	1303	1026	.559

#16

SEGER AT A GLANCE

Most Goals 2, (4x), Last: vs. Harvard (3/16/24)
Most Assists 3, (4x), Last: vs. Dartmouth (3/22/24)
Most Points 4, (2x), Last: vs. Harvard (3/16/24)

First Goal vs. RPI (10/25/19)
First Assist at Army West Point (10/6/19)
Last Goal 2, vs. Harvard (3/16/24) - 2 games
Last Assist 3, vs. Dartmouth (3/22/24) - 1 game

Longest Point Streak 6, (2x), Last: (1/27/24 - 2/16/24)
Longest Goal Streak 3, (2x), Last: (10/28/23 - 11/4/23)
Longest Assist Streak 6 games (12/3/22 - 1/14/23)



DALTON BANCROFT

#17

2023-24 STATS: 32 GP, 12 G, 19 A, 31 PTS, 25 PIM

Height: 6-3 Weight: 209 lbs. Shoots: Right Year: Sophomore
 Hometown: Madoc, Ontario
 Previous Team: Trenton Golden Hawks (OJHL)

SEASON	TEAM	GP	G	A	Points	Shots	Shot%	Pen-Min	+/-	PPG	SHG	GWG	Bik	FOW	FOL	FO%
2022-23	CU	33	9	12	21	66	.136	8 - 19	9	5	0	2	15	1	3	.250
2023-24	CU	32	12	19	31	75	.160	7 - 25	14	7	0	2	19	0	1	.000
TOTAL		65	21	31	52	141	.149	15 - 44	23	12	0	4	34	1	4	.200

BANCROFT AT A GLANCE

Most Goals 3, vs. UConn (11/26/22)
 Most Assists 2, (4x), Last: vs. St. Lawrence (3/23/24)
 Most Points 3, (3x), Last: at Quinnipiac (11/17/23)

First Goal vs. Yale (11/18/22)
 First Assist at Minnesota Duluth (10/28/22)
 Last Goal vs. Dartmouth (3/22/24) - 1 game
 Last Assist 2, vs. St. Lawrence (3/23/24)

Longest Point Streak 4, (4x), Last: (3/15/24 - Present)
 Longest Goal Streak 2, (2x), Last: (3/25/23 - 10/27/23)
 Longest Assist Streak 4 games (3/15/24 - Present)



KYLER KOVICH

#18

2023-24 STATS: 7 GP, 0 G, 1 A, 1 PTS, 2 PIM

Height: 6-2 Weight: 185 lbs. Shoots: Left Year: Junior
 Hometown: Coquitlam, British Columbia
 Previous Team: Tri-City Storm (USHL)

SEASON	TEAM	GP	G	A	Points	Shots	Shot%	Pen-Min	+/-	PPG	SHG	GWG	Bik	FOW	FOL	FO%
2021-22	CU	19	3	1	4	13	.231	4 - 8	6	0	0	1	7	1	0	1.000
2022-23	CU	16	1	2	3	10	.100	2 - 4	3	0	0	0	2	0	0	.000
2023-24	CU	7	0	1	1	7	.000	1 - 2	1	0	0	0	3	0	1	.000
TOTAL		42	4	4	8	30	.133	7 - 14	10	0	0	1	12	1	1	.500

KOVICH AT A GLANCE

Most Goals 1, (4x), Last: at St. Lawrence (11/11/22)
 Most Assists 1, (4x), Last: at Brown (11/4/23)
 Most Points 1, (8x), Last: at Brown (11/4/23)

First Goal vs. Boston University (11/27/21)
 First Assist at Dartmouth (11/6/21)
 Last Goal at St. Lawrence (11/11/22) - 20 games
 Last Assist at Brown (11/4/23) - 3 games

Longest Point Streak 2, (2x), Last: (2/24/23 - 2/25/23)
 Longest Goal Streak 2 games (1/7/22 - 1/8/22)
 Longest Assist Streak 2 games (2/24/23 - 2/25/23)



SULLIVAN MACK

#19

2023-24 STATS: 27 GP, 5 G, 10 A, 15 PTS, 2 PIM

Height: 6-1 Weight: 192 lbs. Shoots: Left Year: Junior
 Hometown: Anchorage, Alaska
 Previous Team: Salmon Arm Silverbacks (BCHL)

SEASON	TEAM	GP	G	A	Points	Shots	Shot%	Pen-Min	+/-	PPG	SHG	GWG	Bik	FOW	FOL	FO%
2021-22	CU	20	1	1	2	27	.037	2 - 4	-3	0	0	1	5	0	0	.000
2022-23	CU	25	6	4	10	29	.207	4 - 8	6	0	0	2	13	0	0	.000
2023-24	CU	27	5	10	15	38	.132	1 - 2	4	0	1	0	6	0	1	.000
TOTAL		72	12	15	27	94	.128	7 - 14	7	0	1	3	24	0	1	.000

MACK AT A GLANCE

Most Goals 2, (2x), Last: at Brown (2/24/23)
 Most Assists 2, (3x), Last: at RPI (2/9/24)
 Most Points 2, (8x), Last: vs. Harvard (3/15/24)

First Goal at Princeton (2/26/22)
 First Assist vs. RPI (11/13/21)
 Last Goal vs. Harvard (3/15/24) - 3 games
 Last Assist vs. St. Lawrence (3/23/24)

Longest Point Streak 4 games (11/18/22 - 11/26/22)
 Longest Goal Streak N/A
 Longest Assist Streak 3 games (2/3/24 - 2/10/24)



BEN ROBERTSON

#21

2023-24 STATS: 33 GP, 5 G, 18 A, 23 PTS, 2 PIM

Height: 5-11 Weight: 185 lbs. Shoots: Left Year: Freshman
 Hometown: Potomac Falls, Va.
 Previous Team: Waterloo Black Hawks (USHL)

SEASON	TEAM	GP	G	A	Points	Shots	Shot%	Pen-Min	+/-	PPG	SHG	GWG	Bik	FOW	FOL	FO%
2023-24	CU	33	5	18	23	73	.068	1 - 2	19	2	0	1	37	0	0	.000
TOTAL		33	5	18	23	73	.068	1 - 2	19	2	0	1	37	0	0	.000

ROBERTSON AT A GLANCE

Most Goals 2, vs. Harvard (3/16/24)
 Most Assists 2, (2x), Last: at Colgate (12/1/23)
 Most Points 2, (3x), Last: vs. Harvard (3/16/24)

First Goal at Arizona State (1/12/24)
 First Assist vs. Minnesota Duluth (10/27/23)
 Last Goal 2, vs. Harvard (3/16/24) - 2 games
 Last Assist vs. Dartmouth (3/22/24) - 1 game

Longest Point Streak 7 games (10/27/23 - 11/17/23)
 Longest Goal Streak 2 games (1/12/24 - 1/13/24)
 Longest Assist Streak 7 games (10/27/23 - 11/17/23)



KYLE PENNEY

#22

2023-24 STATS: 33 GP, 9 G, 17 A, 26 PTS, 18 PIM

Height: 6-1 Weight: 205 lbs. Shoots: Left Year: Junior
 Hometown: Lawrencetown, Nova Scotia
 Previous Team: Chilliwack Chiefs (BCHL)

SEASON	TEAM	GP	G	A	Points	Shots	Shot%	Pen-Min	+/-	PPG	SHG	GWG	Bik	FOW	FOL	FO%
2021-22	CU	32	8	6	14	59	.136	4 - 8	3	0	0	0	23	25	36	.410
2022-23	CU	33	7	11	18	45	.156	2 - 4	9	1	0	1	14	45	60	.429
2023-24	CU	33	9	17	26	62	.145	5 - 18	29	0	0	2	27	21	16	.568
TOTAL		98	24	34	58	166	.145	11 - 30	41	1	0	3	64	91	112	.448

PENNEY AT A GLANCE

Most Goals 1, (24x), Last: vs. Dartmouth (3/22/24)
 Most Assists 2, (6x), Last: vs. Harvard (3/16/24)
 Most Points 3, (2x), Last: at Yale (2/25/23)

First Goal at Dartmouth (11/6/21)
 First Assist vs. Boston University (11/27/21)
 Last Goal vs. Dartmouth (3/22/24) - 1 game
 Last Assist vs. Dartmouth (3/22/24) - 1 game

Longest Point Streak 5 games (2/2/24 - 2/16/24)
 Longest Goal Streak 2, (7x), Last: (2/2/24 - 2/3/24)
 Longest Assist Streak 4 games (12/30/23 - 1/19/24)



WINTER WALLACE

#23

2023-24 STATS: 24 GP, 1 G, 1 A, 2 PTS, 12 PIM

Height: 6-4 Weight: 222 lbs. Shoots: Right Year: Sophomore
 Hometown: Boulder, Colo.
 Previous Team: Youngstown Phantoms (USHL)

SEASON	TEAM	GP	G.	A	Points	Shots	Shot%	Pen-Min	+/-	PPG	SHG	GWG	Bik	FOW	FOL	FO%
2022-23	CU	23	3	5	8	21	.143	9 - 18	7	0	0	0	3	0	0	.000
2023-24	CU	22	1	1	2	15	.067	6 - 12	-1	0	0	0	8	3	7	.300
TOTAL		45	4	6	10	36	.111	15 - 30	6	0	0	0	11	3	7	.300

WALLACE AT A GLANCE

Most Goals 1, (4x), Last: at Union (2/10/24)
 Most Assists 1, (6x), Last: at Brown (11/4/23)
 Most Points 1, (10x), Last: at Union (2/10/24)

First Goal at Minnesota Duluth (10/28/22)
 First Assist at Clarkson (11/12/22)
 Last Goal at Union (2/10/24) - 7 games
 Last Assist at Brown (11/4/23) - 20 games

Longest Point Streak 2, (2x), Last: (2/11/23 - 2/17/23)
 Longest Goal Streak N/A
 Longest Assist Streak 2 games (2/11/23 - 2/17/23)



ONDREJ PSENICKA

#26

2023-24 STATS: 33 GP, 9 G, 12 A, 21 PTS, 30 PIM

Height: 6-6 Weight: 216 lbs. Shoots: Left Year: Junior
 Hometown: Praha, Czechia
 Previous Team: Waterloo Black Hawks (USHL)

SEASON	TEAM	GP	G.	A	Points	Shots	Shot%	Pen-Min	+/-	PPG	SHG	GWG	Bik	FOW	FOL	FO%
2021-22	CU	32	12	9	21	68	.176	9 - 18	21	2	1	3	11	18	17	.514
2022-23	CU	34	8	7	15	60	.133	5 - 10	15	1	0	1	9	41	43	.488
2023-24	CU	33	9	12	21	54	.167	8 - 30	14	2	0	1	29	5	9	.357
TOTAL		99	29	28	57	182	.159	22 - 58	50	5	1	5	49	64	69	.481

PSENICKA AT A GLANCE

Most Goals 2, (3x), Last: at St. Lawrence (2/24/24)
 Most Assists 2, (3x), Last: vs. Harvard (3/16/24)
 Most Points 3, (2x), Last: vs. AIC (12/29/22)

First Goal vs. Alaska (10/29/21)
 First Assist at Dartmouth (11/6/21)
 Last Goal vs. Dartmouth (3/22/24) - 1 game
 Last Assist vs. Dartmouth (3/22/24) - 1 game

Longest Point Streak 4 games (3/11/22 - 10/28/22)
 Longest Goal Streak 2, (6x), Last: (2/9/24 - 2/10/24)
 Longest Assist Streak 4 games (3/11/22 - 10/28/22)



MICHAEL SUDA

#27

2023-24 STATS: 30 GP, 0 G, 5 A, 5 PTS, 10 PIM

Height: 6-1 Weight: 192 lbs. Shoots: Left Year: Junior
 Hometown: Cheektowaga, N.Y.
 Previous Team: Fargo Force (USHL)

SEASON	TEAM	GP	G.	A	Points	Shots	Shot%	Pen-Min	+/-	PPG	SHG	GWG	Bik	FOW	FOL	FO%
2021-22	CU	6	0	0	0	5	.000	0 - 0	-1	0	0	0	1	0	0	.000
2022-23	CU	33	1	6	7	27	.037	4 - 8	8	0	0	1	16	0	1	.000
2023-24	CU	30	0	5	5	43	.000	5 - 10	12	0	0	0	25	0	0	.000
TOTAL		69	1	11	12	75	.013	9 - 18	19	0	0	1	42	0	1	.000

SUDA AT A GLANCE

Most Goals 1, vs. Clarkson (3/10/23)
 Most Assists 2, vs. Quinnipiac (1/20/23)
 Most Points 2, vs. Quinnipiac (1/20/23)

First Goal vs. Clarkson (3/10/23)
 First Assist at Minnesota Duluth (10/29/22)
 Last Goal vs. Clarkson (3/10/23) - 34 games
 Last Assist vs. St. Lawrence (3/23/24)

Longest Point Streak 2 games (11/11/23 - 11/17/23)
 Longest Goal Streak N/A
 Longest Assist Streak 2 games (11/11/23 - 11/17/23)



NICK DeSANTIS

#28

2023-24 STATS: 33 GP, 7 G, 6 A, 13 PTS, 30 PIM

Height: 5-9 Weight: 166 lbs. Shoots: Right Year: Sophomore
 Hometown: Collegeville, Pa.
 Previous Team: Madison Capitols (USHL)

SEASON	TEAM	GP	G.	A	Points	Shots	Shot%	Pen-Min	+/-	PPG	SHG	GWG	Bik	FOW	FOL	FO%
2022-23	CU	30	9	11	20	40	.225	6 - 12	9	3	0	1	4	0	0	.000
2023-24	CU	33	7	6	13	42	.167	11 - 30	16	1	0	1	16	0	0	.000
TOTAL		63	16	17	33	82	.195	17 - 42	25	4	0	2	20	0	0	.000

DeSANTIS AT A GLANCE

Most Goals 2, (4x), Last: vs. Dartmouth (3/22/24)
 Most Assists 4, at RPI (1/7/23)
 Most Points 4, at RPI (1/7/23)

First Goal at St. Lawrence (11/11/22)
 First Assist vs. AIC (12/29/22)
 Last Goal 2, vs. Dartmouth (3/22/24) - 1 game
 Last Assist vs. Dartmouth (3/22/24) - 1 game

Longest Point Streak 6 games (12/29/22 - 1/20/23)
 Longest Goal Streak 3 games (1/12/24 - 1/19/24)
 Longest Assist Streak 4 games (1/6/23 - 1/20/23)



JONATHAN CASTAGNA

#38

2023-24 STATS: 33 GP, 11 G, 14 A, 25 PTS, 23 PIM

Height: 6-2 Weight: 194 lbs. Shoots: Left Year: Freshman
 Hometown: Etobicoke, Ontario
 Previous Team: St. Andrew's College

SEASON	TEAM	GP	G.	A	Points	Shots	Shot%	Pen-Min	+/-	PPG	SHG	GWG	Bik	FOW	FOL	FO%
2023-24	CU	33	11	14	25	57	.193	10 - 23	18	0	0	3	14	208	170	.550
TOTAL		33	11	14	25	57	.193	10 - 23	18	0	0	3	14	208	170	.550

CASTAGNA AT A GLANCE

Most Goals 3, vs. Princeton (1/19/24)
 Most Assists 2, (3x), Last: vs. RPI (3/2/24)
 Most Points 4, (2x), Last: at Union (2/10/24)

First Goal at Brown (11/4/23)
 First Assist vs. Minnesota Duluth (10/27/23)
 Last Goal 2, vs. St. Lawrence (3/23/24)
 Last Assist vs. Harvard (3/15/24) - 3 games

Longest Point Streak 3, (2x), Last: (2/3/24 - 2/10/24)
 Longest Goal Streak 2 games (2/9/24 - 2/10/24)
 Longest Assist Streak 2, (2x), Last: (11/18/23 - 11/25/23)





IAN SHANE

#30

2023-24 STATS: 32 GP / 32 GS, 21-4-6 RECORD, 1.71 GAA, .922 SV%

Height: 6-0 **Weight:** 168 lbs. **Catches:** Left **Year:** Junior
Hometown: Manhattan Beach, Calif.
Previous Team: Bismarck Bobcats (NAHL)

SEASON	TEAM	GP	G	A	Points	Shots	Shot%	Pen-Min	+/-	PPG	SHG	GWG	Blk	FOW	FOL	FO%
2021-22	CU	17	0	0	0	0	.000	0 - 0	0	0	0	0	0	0	0	.000
2022-23	CU	33	0	0	0	0	.000	1 - 2	0	0	0	0	0	0	0	.000
2023-24	CU	32	0	0	0	0	.000	0 - 0	0	0	0	0	0	0	0	.000
TOTAL		82	0	0	0	0	.000	1 - 2	0	0	0	0	0	0	0	.000

SEASON	TEAM	GP-GS	Minutes	GA	GAAvg	Saves	Save%	W	L	T	Sho	PPG	SHG
2021-22	CU	17 - 16	979.45	28	1.72	387	.933	7	6	3	3	10	0
2022-23	CU	33 - 31	1852.89	53	1.72	581	.916	20	10	1	5	17	0
2023-24	CU	32 - 32	1901.77	54	1.71	638	.922	21	4	6	3	20	1
TOTAL		82 - 79	4734.11	135	1.72	1606	.922	48	20	10	11	47	1

SHANE AT A GLANCE

Most Saves 42, at Quinnipiac (2/25/22)
Most Assists N/A

First Game at Arizona State (1/2/22)
First Start at North Dakota (1/7/22)
First Shutout at Yale (1/17/22)

Current Shutout Streak 15:06, 3/23/24 - Present
Longest Shutout Streak 143:41, 2/25/22 - 3/11/22

Last Shutout vs. Brown (2/16/24) - 9 games
Last Assist N/A



REMINGTON KEOPPLE

#33

2023-24 STATS: 2 GP / 1 GS, 0-2-0 RECORD, 3.67 GAA, .863 SV%

Height: 6-2 **Weight:** 184 lbs. **Catches:** Left **Year:** Sophomore
Hometown: New Richmond, Wis.
Previous Team: Des Moines Buccaneers (USHL)

SEASON	TEAM	GP	G	A	Points	Shots	Shot%	Pen-Min	+/-	PPG	SHG	GWG	Blk	FOW	FOL	FO%
2022-23	CU	5	0	0	0	0	.000	0 - 0	0	0	0	0	0	0	0	.000
2023-24	CU	2	0	0	0	0	.000	0 - 0	0	0	0	0	0	0	0	.000
TOTAL		7	0	0	0	0	.000	0 - 0	0	0	0	0	0	0	0	.000

SEASON	TEAM	GP-GS	Minutes	GA	GAAvg	Saves	Save%	W	L	T	Sho	PPG	SHG
2022-23	CU	5 - 3	174.47	9	3.1	52	.852	1	1	1	0	2	1
2023-24	CU	2 - 1	114.57	7	3.67	44	.863	0	2	0	0	1	0
TOTAL		7 - 4	289.04	16	3.33	96	.857	1	3	1	0	3	1

KEOPPLE AT A GLANCE

Most Saves 22, (2x), Last: at Princeton (11/18/23)
Most Assists N/A

First Game at Minnesota Duluth (10/29/22)
First Start at Minnesota Duluth (10/29/22)
First Shutout N/A

Current Shutout Streak 0:00
Longest Shutout Streak 34:08, 11/17/23 - 11/18/23

Last Shutout N/A
Last Assist N/A



RYAN McINCHAK

#34

2023-24 STATS: 0 GP / 0 GS, 0-0-0 RECORD, 0.00 GAA, .000 SV%

Height: 6-0 **Weight:** 178 lbs. **Catches:** Left **Year:** Senior
Hometown: Trenton, Mich.
Previous Team: American International College (AHA)

SEASON	TEAM	GP	G	A	Points	Shots	Shot%	Pen-Min	+/-	PPG	SHG	GWG	Blk	FOW	FOL	FO%
2020-21	AIC	2	0	0	0	0	.000	0 - 0	0	0	0	0	0	0	0	.000
2021-22	AIC	1	0	0	0	0	.000	0 - 0	0	0	0	0	0	0	0	.000
2022-23	CU	2	0	0	0	0	.000	0 - 0	0	0	0	0	0	0	0	.000
TOTAL FOR CU		2	0	0	0	0	.000	0 - 0	0	0	0	0	0	0	0	.000
TOTAL		5	0	0	0	0	.000	0 - 0	0	0	0	0	0	0	0	.000

SEASON	TEAM	GP-GS	Minutes	GA	GAAvg	Saves	Save%	W	L	T	Sho	PPG	SHG
2020-21	AIC	2 - 1	99.55	0	0	37	1.000	1	0	0	1	0	0
2021-22	AIC	1 - 0	33.07	1	1.82	13	.929	0	1	0	0	0	0
2022-23	CU	2 - 0	11.35	1	5.29	2	.667	0	0	0	0	0	0
TOTAL FOR CU		2 - 0	11.35	1	5.29	2	.667	0	0	0	0	0	0
TOTAL		5 - 1	143.97	2	0.84	52	.963	1	1	0	1	0	0

McINCHAK AT A GLANCE

Most Saves 20, vs. Holy Cross (1/30/21)
Most Assists N/A

First Game 1/29/21 vs. Holy Cross
First Start 1/30/21 vs. Holy Cross
First Shutout 1/30/21 vs. Holy Cross

Current Shutout Streak 11:03, 12/29/22 - Present
Longest Shutout Streak 114:53, 1/29/21 - 1/30/22

Last Shutout 1/30/21 vs. Holy Cross - 3 games
Last Assist N/A

2023-24 GOAL SCORING SUMMARIES

PLAYER	SEASON GOALS	BY SITE			BY PERIOD				BY STRENGTH			GAME WINNER	LAST LEADING	LAST GOAL		GAMES SINCE
		HOME	ROAD	NEUTRAL	1ST	2ND	3RD	OT	EV	PP	SH			DATE / OPP	GOALTENDER	
Dalton Bancroft	12	5	5	2	3	5	3	1	5	7	—	2	2	3/22/24 vs. Dartmouth	Black	1
Jonathan Castagna	11	4	5	2	5	5	1	—	11	—	—	3	5	3/23/24 vs. St. Lawrence	Kraws	0
Tyler Catalano	1	1	—	—	1	—	—	—	1	—	—	—	—	2/17/24 vs. Yale	Stark	8
Nick DeSantis	7	3	2	2	2	2	3	—	6	1	—	1	1	3/22/24 vs. Dartmouth	Empty Net	1
Luke Devlin	6	3	3	—	4	—	2	—	6	—	—	1	—	2/9/24 at RPI	Watson	6
Sean Donaldson	—	—	—	—	—	—	—	—	—	—	—	—	—	—	—	—
George Fegaras	3	1	1	1	—	2	1	—	2	1	—	—	—	2/2/24 vs. St. Lawrence	Kraws	11
Hank Kempf	1	—	1	—	1	—	—	—	1	—	—	1	—	1/13/24 at Arizona State	Semptimphelter	18
Kyler Kovich	—	—	—	—	—	—	—	—	—	—	—	—	—	—	—	—
Jake Kraft	4	4	—	—	1	1	2	—	4	—	—	1	—	3/2/24 vs. RPI	Watson	4
Sullivan Mack	5	4	1	—	1	3	1	—	4	—	1	—	—	3/15/24 vs. Harvard	Koskenvuo	3
Marian Mosko	—	—	—	—	—	—	—	—	—	—	—	—	—	—	—	—
Jack O'Brien	—	—	—	—	—	—	—	—	—	—	—	—	—	—	—	—
Jack O'Leary	7	5	1	1	4	—	3	—	7	—	—	1	3	3/23/24 vs. St. Lawrence	Empty Net	0
Kyle Penney	9	5	3	1	1	6	2	—	9	—	—	2	1	3/22/24 vs. Dartmouth	Black	1
Ondrej Psenicka	9	1	6	2	1	2	6	—	7	2	—	1	1	3/23/24 vs. Dartmouth	Black	1
Jimmy Rayhill	—	—	—	—	—	—	—	—	—	—	—	—	—	—	—	—
Tim Rego	2	1	1	—	1	1	—	—	1	1	—	—	—	1/26/24 at Harvard	Mullahy	15
Ben Robertson	5	2	3	—	1	2	1	1	3	2	—	1	2	3/16/24 vs. Harvard	Empty Net	2
Gabriel Seger	14	5	8	1	3	7	4	—	10	4	—	2	1	3/16/24 vs. Harvard	Empty Net	2
Hoyt Stanley	2	1	—	1	—	2	—	—	2	—	—	—	—	2/16/24 vs. Brown	Zacher	9
Liam Steele	—	—	—	—	—	—	—	—	—	—	—	—	—	—	—	—
Michael Suda	—	—	—	—	—	—	—	—	—	—	—	—	—	—	—	—
Winter Wallace	1	—	1	—	—	—	1	—	1	—	—	—	—	2/10/24 at Union	Chauvette	7
Ryan Walsh	12	6	4	2	2	6	4	—	8	4	—	5	5	3/22/24 vs. Dartmouth	Black	1

2023-24 SCORING BREAKDOWN

PLAYER	TOTALS	EVEN	PP	SH	HOME	AWAY	NEUTRAL	1ST	2ND	3RD	OT
Dalton Bancroft	12-19—31	5-12—17	7-7—14	—	5-11—16	5-4—9	2-4—6	3-6—9	5-9—14	3-4—7	1-0—1
Jonathan Castagna	11-14—25	11-14—25	—	—	4-8—12	5-5—10	2-1—3	5-3—8	5-6—11	1-5—6	—
Tyler Catalano	1-4—5	1-4—5	—	—	1-3—4	0-1—1	—	1-3—4	0-1—1	—	—
Nick DeSantis	7-6—13	6-5—11	1-1—2	—	3-1—4	2-3—5	2-2—4	2-2—4	2-1—3	3-3—6	—
Luke Devlin	6-2—8	6-2—8	—	—	3-1—4	3-1—4	—	4-0—4	0-1—1	2-1—3	—
Sean Donaldson	—	—	—	—	—	—	—	—	—	—	—
George Fegaras	3-4—7	2-2—4	1-2—3	—	1-1—2	1-3—4	1-0—1	0-1—1	2-2—4	1-1—2	—
Hank Kempf	1-7—8	1-6—7	0-1—1	—	0-3—3	1-1—2	0-3—3	1-1—2	0-5—5	0-1—1	—
Kyler Kovich	0-1—1	0-1—1	—	—	—	0-1—1	—	—	—	0-1—1	—
Jacob Kraft	4-9—13	4-7—11	0-2—2	—	4-3—7	0-5—5	0-1—1	1-3—4	1-5—6	2-1—3	—
Sullivan Mack	5-10—15	4-9—13	0-1—1	1-0—1	4-6—10	1-3—4	0-1—1	1-4—5	3-3—6	1-2—3	0-1—1
Marian Mosko	0-1—1	0-1—1	—	—	0-1—1	—	—	0-1—1	—	—	—
Jack O'Brien	—	—	—	—	—	—	—	—	—	—	—
Jack O'Leary	7-8—15	7-7—14	—	0-1—1	5-5—10	1-3—4	1-0—1	4-5—9	0-2—2	3-1—4	—
Kyle Penney	9-17—26	9-16—25	0-1—1	—	5-4—9	3-11—14	1-2—3	1-4—5	6-5—11	2-7—9	0-1—1
Ondrej Psenicka	9-12—21	7-11—18	2-1—3	—	1-8—9	6-2—8	2-2—4	1-4—5	2-4—6	6-4—10	—
Jimmy Rayhill	—	—	—	—	—	—	—	—	—	—	—
Tim Rego	2-8—10	1-5—6	1-3—4	—	1-3—4	1-2—3	0-3—3	1-2—3	1-2—3	0-4—4	—
Ben Robertson	5-18—23	3-9—12	2-9—11	—	2-9—11	3-7—10	0-2—2	1-3—4	2-10—12	1-4—5	1-1—2
Gabriel Seger	14-28—42	10-19—29	4-9—13	—	5-10—15	8-14—22	1-4—5	3-6—9	7-8—15	4-13—17	0-1—1
Hoyt Stanley	2-7—9	2-7—9	—	—	1-5—6	0-2—2	1-0—1	0-4—4	2-2—4	0-1—1	—
Liam Steele	—	—	—	—	—	—	—	—	—	—	—
Michael Suda	0-5—5	0-4—4	0-1—1	—	0-2—2	0-2—2	0-1—1	0-3—3	0-1—1	0-1—1	—
Winter Wallace	1-1—2	1-1—2	—	—	—	1-1—2	—	—	—	1-1—2	—
Ryan Walsh	12-10—22	8-4—12	4-6—10	—	6-4—10	4-3—7	2-3—5	2-1—3	6-8—14	4-1—5	—

2023-24 GOALTENDING BREAKDOWN

PLAYER	OVERALL								HOME								ROAD / NEUTRAL							
	GP	REC	SHO	MIN	GA	GAA	SV	SV%	GP	REC	SHO	MIN	GA	GAA	SV	SV%	GP	REC	SHO	MIN	GA	GAA	SV	SV%
Remington Keopple	2	0-2-0	0	114:33	7	3.67	44	.863	—	—	—	—	—	—	—	—	2	0-2-0	0	114:33	7	3.67	44	.863
Ryan McInchak	—	—	—	—	—	—	—	—	—	—	—	—	—	—	—	—	—	—	—	—	—	—	—	—
Ian Shane	32	21-4-6	3	1901:45	54	1.70	638	.922	15	10-3-2	2	907:48	25	1.65	263	.913	17	11-1-4	1	993:57	29	1.75	375	.928
PLAYER	OCTOBER								NOVEMBER								DECEMBER							
	GP	REC	SHO	MIN	GA	GAA	SV	SV%	GP	REC	SHO	MIN	GA	GAA	SV	SV%	GP	REC	SHO	MIN	GA	GAA	SV	SV%
Remington Keopple	—	—	—	—	—	—	—	—	2	0-2-0	0	114:33	7	3.67	44	.863	—	—	—	—	—	—	—	—
Ryan McInchak	—	—	—	—	—	—	—	—	—	—	—	—	—	—	—	—	—	—	—	—	—	—	—	—
Ian Shane	2	2-0-0	1	119:59	1	0.50	35	.972	6	3-1-1	0	313:38	11	2.10	108	.908	4	1-1-2	0	248:33	9	2.17	82	.901
PLAYER	JANUARY								FEBRUARY								MARCH							
	GP	REC	SHO	MIN	GA	GAA	SV	SV%	GP	REC	SHO	MIN	GA	GAA	SV	SV%	GP	REC	SHO	MIN	GA	GAA	SV	SV%
Remington Keopple	—	—	—	—	—	—	—	—	—	—	—	—	—	—	—	—	—	—	—	—	—	—	—	—
Ryan McInchak	—	—	—	—	—	—	—	—	—	—	—	—	—	—	—	—	—	—	—	—	—	—	—	—
Ian Shane	6	5-0-1	1	371:17	9	1.45	116	.928	8	5-1-2	1	491:18	12	1.47	157	.929	6	5-1-0	0	357:00	12	2.02	140	.921

CAREER GOAL SCORING SUMMARIES																
PLAYER	CAREER GOALS	BY SITE			BY PERIOD				BY STRENGTH			GAME WINNER	LAST LEADING	LAST GOAL		GAMES SINCE
		HOME	ROAD	NEUTRAL	1ST	2ND	3RD	OT	EV	PP	SH			DATE / OPP	GOALTENDER	
Dalton Bancroft	21	10	5	6	6	9	5	1	9	12	—	4	4	3/22/24 vs. Dartmouth	Black	1
Jonathan Castagna	11	4	5	2	5	5	1	—	11	—	—	3	5	3/23/24 vs. St. Lawrence	Kraws	0
Tyler Catalano	1	1	—	—	1	—	—	—	1	—	—	—	—	2/17/24 vs. Yale	Stark	8
Nick DeSantis	16	9	5	2	7	3	6	—	12	4	—	2	2	3/22/24 vs. Dartmouth	Empty Net	1
Luke Devlin	6	3	3	—	4	—	2	—	6	—	—	1	—	2/9/24 at RPI	Watson	6
Sean Donaldson	3	1	2	—	1	1	1	—	2	1	—	—	—	1/21/23 vs. Princeton	Pearson	16
George Fegaras	3	1	1	1	—	2	1	—	2	1	—	—	—	2/2/24 vs. St. Lawrence	Kraws	11
Hank Kempf	2	—	2	—	2	—	—	—	2	—	—	1	—	1/13/24 at Arizona State	Semptimphelter	18
Kyler Kovich	4	—	3	1	2	1	1	—	4	—	—	1	1	11/11/22 at St. Lawrence	Zetterquist	21
Jake Kraft	4	4	—	—	1	1	2	—	4	—	—	1	—	3/2/24 vs. RPI	Watson	4
Sullivan Mack	12	8	4	—	2	5	5	—	11	—	1	3	3	3/15/24 vs. Harvard	Koskenvuo	3
Marian Mosko	—	—	—	—	—	—	—	—	—	—	—	—	—	—	—	—
Jack O'Brien	—	—	—	—	—	—	—	—	—	—	—	—	—	—	—	—
Jack O'Leary	14	7	5	2	7	2	5	—	14	—	—	3	5	3/23/24 vs. St. Lawrence	Empty Net	0
Kyle Penney	24	14	9	1	4	11	9	—	23	1	—	3	3	3/22/24 vs. Dartmouth	Black	1
Ondrej Psenicka	29	14	11	4	9	8	12	—	23	5	1	5	4	3/22/24 vs. Dartmouth	Black	1
Jimmy Rayhill	—	—	—	—	—	—	—	—	—	—	—	—	—	—	—	—
Tim Rego	6	3	3	—	2	3	1	—	5	1	—	2	—	1/26/24 at Harvard	Mullahy	15
Ben Robertson	5	2	3	—	1	2	1	1	3	2	—	1	2	3/16/24 vs. Harvard	Empty Net	2
Gabriel Seger	35	17	17	1	8	16	10	1	20	15	—	5	7	3/16/24 vs. Harvard	Empty Net	2
Hoyt Stanley	2	1	—	1	—	2	—	—	2	—	—	—	—	2/16/24 vs. Brown	Zacher	9
Liam Steele	—	—	—	—	—	—	—	—	—	—	—	—	—	—	—	—
Michael Suda	1	1	—	—	—	—	1	—	1	—	—	1	—	3/10/23 vs. Clarkson	Haider	34
Winter Wallace	4	1	3	—	1	1	2	—	4	—	—	—	1	2/10/24 at Union	Chauvette	7
Ryan Walsh	12	6	4	2	2	6	4	—	8	4	—	5	5	3/22/24 vs. Dartmouth	Black	1

CAREER SCORING BREAKDOWN											
PLAYER	TOTALS	EVEN	PP	SH	HOME	AWAY	NEUTRAL	1ST	2ND	3RD	OT
Dalton Bancroft	21-31—52	9-16—25	12-15—27	—	10-19—29	5-8—13	6-4—10	6-10—16	9-13—22	5-8—13	1-0—1
Jonathan Castagna	11-14—25	11-14—25	—	—	4-8—12	5-5—10	2-1—3	5-3—8	5-6—11	1-5—6	—
Tyler Catalano	1-4—5	1-4—5	—	—	1-3—4	0-1—1	—	1-3—4	0-1—1	—	—
Nick DeSantis	16-17—33	12-15—27	4-2—6	—	9-3—12	5-12—17	2-2—4	7-8—15	3-6—9	6-3—9	—
Luke Devlin	6-2—8	6-2—8	—	—	3-1—4	3-1—4	—	4-0—4	0-1—1	2-1—3	—
Sean Donaldson	3-7—10	2-4—6	1-3—4	—	1-7—8	2-0—2	—	1-1—2	1-3—4	1-3—4	—
George Fegaras	3-4—7	2-2—4	1-2—3	—	1-1—2	1-3—4	1-0—1	0-1—1	2-2—4	1-1—2	—
Hank Kempf	2-16—18	2-14—16	0-1—1	0-1—1	0-8—8	2-5—7	0-3—3	2-4—6	0-8—8	0-4—4	—
Kyler Kovich	4-4—8	4-4—8	—	—	—	3-4—7	1-0—1	2-1—3	1-1—2	1-2—3	—
Jacob Kraft	4-9—13	4-7—11	0-2—2	—	4-3—7	0-5—5	0-1—1	1-3—4	1-5—6	2-1—3	—
Sullivan Mack	12-15—27	11-14—25	0-1—1	1-0—1	8-9—17	4-3—7	0-3—3	2-6—8	5-6—11	5-2—7	0-1—1
Marian Mosko	0-1—1	0-1—1	—	—	0-1—1	—	—	0-1—1	—	—	—
Jack O'Brien	—	—	—	—	—	—	—	—	—	—	—
Jack O'Leary	14-20—34	14-19—33	—	0-1—1	7-11—18	5-8—13	2-1—3	7-6—13	2-7—9	5-7—12	—
Kyle Penney	24-34—58	23-32—55	1-2—3	—	14-11—25	9-20—29	1-3—4	4-9—13	11-13—24	9-11—20	0-1—1
Ondrej Psenicka	29-28—57	23-25—48	5-3—8	1-0—1	14-15—29	11-11—22	4-2—6	9-7—16	8-9—17	12-12—24	—
Jimmy Rayhill	—	—	—	—	—	—	—	—	—	—	—
Tim Rego	6-24—30	5-18—23	1-6—7	—	3-10—13	3-9—12	0-5—5	2-9—11	3-6—9	1-9—10	—
Ben Robertson	5-18—23	3-9—12	2-9—11	—	2-9—11	3-7—10	0-2—2	1-3—4	2-10—12	1-4—5	1-1—2
Gabriel Seger	35-80—115	20-56—76	15-24—39	—	17-33—50	17-41—58	1-6—7	8-28—36	16-22—38	10-28—38	1-2—3
Hoyt Stanley	2-7—9	2-7—9	—	—	1-5—6	0-2—2	1-0—1	0-4—4	2-2—4	0-1—1	—
Liam Steele	—	—	—	—	—	—	—	—	—	—	—
Michael Suda	1-11—12	1-10—11	0-1—1	—	1-6—7	0-3—3	0-2—2	0-4—4	0-3—3	1-4—5	—
Winter Wallace	4-6—10	4-5—9	0-1—1	—	1-3—4	3-3—6	—	1-2—3	1-0—1	2-4—6	—
Ryan Walsh	12-10—22	8-4—12	4-6—10	—	6-4—10	4-3—7	2-3—5	2-1—3	6-8—14	4-1—5	—

CAREER GOALTENDING BREAKDOWN																								
PLAYER	OVERALL								HOME								ROAD / NEUTRAL							
	GP	REC	SHO	MIN	GA	GAA	SV	SV%	GP	REC	SHO	MIN	GA	GAA	SV	SV%	GP	REC	SHO	MIN	GA	GAA	SV	SV%
Remington Keopple	7	1-3-1	0	289:01	16	3.32	96	.857	2	1-0-0	0	63:42	3	2.83	19	.864	5	0-3-1	0	225:19	13	3.46	77	.856
Ryan McInchak	5	1-1-0	1	143:58	2	0.83	52	.963	4	1-1-0	1	103:58	2	1.15	35	.946	1	0-0-0	0	40:00	0	0.00	17	1.000
Ian Shane	82	48-20-10	11	4734:05	135	1.71	1606	.922	39	23-10-6	4	2317:55	66	1.71	683	.912	43	25-10-4	7	2416:10	69	1.71	923	.930
PLAYER	OCTOBER								NOVEMBER								DECEMBER							
	GP	REC	SHO	MIN	GA	GAA	SV	SV%	GP	REC	SHO	MIN	GA	GAA	SV	SV%	GP	REC	SHO	MIN	GA	GAA	SV	SV%
Remington Keopple	1	0-1-0	0	40:00	4	6.00	11	.733	4	1-2-0	0	200:17	8	2.40	67	.893	1	0-0-0	0	3:44	2	32.14	2	.500
Ryan McInchak	—	—	—	—	—	—	—	—	—	—	—	—	—	—	—	—	1	0-0-0	0	3:21	1	17.91	1	.500
Ian Shane	4	2-1-0	1	197:27	4	1.22	73	.948	13	8-3-1	1	703:46	20	1.71	237	.922	8	3-2-3	1	486:10	15	1.85	140	.903
PLAYER	JANUARY								FEBRUARY								MARCH							
	GP	REC	SHO	MIN	GA	GAA	SV	SV%	GP	REC	SHO	MIN	GA	GAA	SV	SV%	GP	REC	SHO	MIN	GA	GAA	SV	SV%
Remington Keopple	—	—	—	—	—	—	—	—	1	0-0-1	0	45:00	2	2.67	16	.889	—	—	—	—	—	—	—	—
Ryan McInchak	3	1-1-0	1	132:37	1	0.45	50	.980	1	0-0-0	0	8:00	0	0.00	1	1.000	—	—	—	—	—	—	—	—
Ian Shane	21	14-3-3	3	1261:36	40	1.90	458	.920	22	12-6-3	4	1283:10	33	1.54	416	.927	14	9-5-0	1	801:56	23	1.72	283	.925

2023-24 CORNELL OVERALL STATISTICS

Overall **21-6-6** Home **10-3-2** Away **8-3-2** Neutral **3-0-2** ECAC Hockey **12-6-4**

#	PLAYER	GP	G	A	PTS	SH	SH%	+/-	PN-MIN	MIN	MAJ	OTH	PPG	SHG	FG	GWG	GTG	OTG	HT	PN	UA	BLK	SHOOTOUTS			
																							G	ATT	PCT	
16	Gabriel Seger	33	14	28	42	58	.241	+28	8-16	8	0	0	4	0	2	2	0	0	0	0	0	21	3	6	.500	
17	Dalton Bancroft	32	12	19	31	75	.160	+14	7-25	5	1	1	7	0	3	2	0	1	0	0	1	19	4	6	.667	
22	Kyle Penney	33	9	17	26	62	.145	+29	5-18	4	0	1	0	0	2	2	0	0	0	0	0	27	0	0	—	
38	Jonathan Castagna	33	11	14	25	57	.193	+18	10-23	9	1	0	0	0	5	3	0	0	1	0	3	14	0	0	—	
21	Ben Robertson	33	5	18	23	73	.068	+19	1-2	1	0	0	2	0	1	1	1	1	0	0	1	37	1	1	1.000	
14	Ryan Walsh	33	12	10	22	70	.171	+6	7-14	7	0	0	4	0	2	5	0	0	0	0	0	9	1	1	1.000	
26	Ondrej Psenicka	33	9	12	21	54	.167	+14	8-30	5	2	1	2	0	1	1	1	0	0	0	0	29	0	1	.000	
9	Jack O'Leary	33	7	8	15	42	.167	+12	6-12	6	0	0	0	0	4	1	0	0	0	0	0	12	0	0	—	
19	Sullivan Mack	27	5	10	15	38	.132	+4	1-2	1	0	0	0	1	0	0	0	0	0	1	0	6	0	0	—	
28	Nick DeSantis	33	7	6	13	42	.167	+16	11-30	10	0	1	1	0	2	1	0	0	0	0	0	16	0	0	—	
10	Jake Kraft	33	4	9	13	45	.089	+6	1-2	1	0	0	0	0	0	1	0	0	0	0	0	10	0	0	—	
12	Tim Rego	33	2	8	10	37	.054	+21	7-14	7	0	0	1	0	0	0	1	0	0	0	0	49	0	0	—	
5	Hoyt Stanley	33	2	7	9	35	.057	+15	11-22	11	0	0	0	0	1	0	0	0	0	0	0	23	0	0	—	
8	Luke Devlin	28	6	2	8	28	.214	+1	6-12	6	0	0	0	0	0	1	0	0	0	0	0	7	0	0	—	
4	Hank Kempf	33	1	7	8	33	.030	+14	6-12	6	0	0	0	0	0	1	0	0	0	0	0	59	1	1	1.000	
6	George Fegasas	31	3	4	7	54	.056	+8	6-12	6	0	0	1	0	0	0	0	0	0	0	0	18	0	0	—	
15	Tyler Catalano	22	1	4	5	18	.056	-1	3-14	2	0	1	0	0	0	0	1	0	0	0	0	13	0	2	.000	
27	Michael Suda	30	0	5	5	43	.000	+12	5-10	5	0	0	0	0	0	0	0	0	0	0	0	25	0	0	—	
23	Winter Wallace	24	1	1	2	15	.067	-1	6-12	6	0	0	0	0	0	0	0	0	0	0	0	8	0	1	.000	
13	Marian Mosko	11	0	1	1	2	.000	+3	0-0	0	0	0	0	0	0	0	0	0	0	0	0	3	0	0	—	
18	Kyler Kovich	7	0	1	1	7	.000	+1	1-2	1	0	0	0	0	0	0	0	0	0	0	0	3	0	0	—	
3	Jack O'Brien	9	0	0	0	5	.000	+4	0-0	0	0	0	0	0	0	0	0	0	0	0	0	2	0	0	—	
11	Sean Donaldson	10	0	0	0	12	.000	-1	0-0	0	0	0	0	0	0	0	0	0	0	0	0	1	0	1	.000	
30	Ian Shane	32	0	0	0	0	.000	0	0-0	0	0	0	0	0	0	0	0	0	0	0	0	0	0	0	0	—
33	Remington Keopple	2	0	0	0	0	.000	0	0-0	0	0	0	0	0	0	0	0	0	0	0	0	0	0	0	0	—
TEAM		6-12																								
TOTALS		33	111	191	302	905	.123	+242	122-296	113	4	5	22	1	23	21	4	2	1	1	5	411	10	20	.500	
OPPONENTS		33	62	110	172	744	.083	-251	142-352	131	4	7	21	1	10	6	2	2	0	1	0	390	8	20	.400	

#	PLAYER	GP-GS	MIN	GA	GAA	SV	SV%	W	L	T	SHO	PPG	SHG	ENG
30	Ian Shane	32-32	1901:46	54	1.70	638	.922	21	4	6	3	20	1	0
33	Remington Keopple	2-1	114:34	7	3.67	44	.863	0	2	0	0	1	0	0
EMPTY NET			9:12	1	—	—	—	—	—	—	—	0	0	1
TOTALS		33	2025:32	62	1.84	682	.917	21	6	6	3	21	1	1
OPPONENTS		33	2025:32	111	3.29	794	.877	6	21	6	0	22	1	12

FACEOFFS

POWER-PLAY SCORING

PERIOD-BY-PERIOD STATS

#	PLAYER	W	L	PCT
10	Jake Kraft	2	0	1.000
16	Gabriel Seger	464	325	.588
22	Kyle Penney	21	16	.568
38	Jonathan Castagna	208	170	.550
14	Ryan Walsh	235	230	.505
15	Tyler Catalano	68	77	.469
8	Luke Devlin	26	37	.413
26	Ondrej Psenicka	5	9	.357
23	Winter Wallace	3	7	.300
9	Jack O'Leary	2	7	.222
17	Dalton Bancroft	0	1	.000
18	Kyler Kovich	0	1	.000
19	Sullivan Mack	0	1	.000
TOTALS		1034	881	.540
OPPONENTS		881	1034	.460

#	PLAYER	G	A	PTS	SH	SH%
17	Dalton Bancroft	7	7	14	32	.219
16	Gabriel Seger	4	9	13	18	.222
21	Ben Robertson	2	9	11	22	.091
14	Ryan Walsh	4	6	10	25	.160
12	Tim Rego	1	3	4	7	.143
6	George Fegasas	1	2	3	7	.143
26	Ondrej Psenicka	2	1	3	4	.500
10	Jake Kraft	0	2	2	6	—
28	Nick DeSantis	1	1	2	2	.500
4	Hank Kempf	0	1	1	0	—
19	Sullivan Mack	0	1	1	0	—
22	Kyle Penney	0	1	1	4	—
27	Michael Suda	0	1	1	3	—

GOALS	1ST	2ND	3RD	OT	TOTAL
Cornell	31	44	34	2	111
Opponents	15	26	19	2	62
SHOTS	1ST	2ND	3RD	OT	TOTAL
Cornell	288	313	282	22	905
Opponents	220	251	236	37	744
SAVES	1ST	2ND	3RD	OT	TOTAL
Cornell	205	225	217	35	682
Opponents	257	269	248	20	794

SHORT-HANDED SCORING

#	PLAYER	G	A	PTS	SH	SH%
19	Sullivan Mack	1	0	1	5	.200
9	Jack O'Leary	0	1	1	4	.000

2023-24 CORNELL ECAC HOCKEY STATISTICS

Overall **21-6-6** Home **10-3-2** Away **8-3-2** Neutral **3-0-2** ECAC Hockey **12-6-4**

#	PLAYER	GP	G	A	PTS	SH	SH%	+/-	PN-MIN	MIN	MAJ	OTH	PPG	SHG	FG	GWG	GTG	OTG	HT	PN	UA	BLK	SHOOTOUTS		
																							G	ATT	PCT
16	Gabriel Seger	22	9	17	26	41	.220	+18	3-6	3	0	0	2	0	1	1	0	0	0	0	0	11	2	4	.500
17	Dalton Bancroft	21	9	10	19	53	.170	+7	4-8	4	0	0	4	0	2	2	0	1	0	0	1	9	3	4	.750
38	Jonathan Castagna	22	9	10	19	36	.250	+12	6-15	5	1	0	0	0	4	2	0	0	1	0	3	11	0	0	—
22	Kyle Penney	22	6	11	17	37	.162	+20	4-16	3	0	1	0	0	1	0	0	0	0	0	0	15	0	0	—
14	Ryan Walsh	22	7	6	13	43	.163	+2	4-8	4	0	0	2	0	2	4	0	0	0	0	0	7	1	1	1.000
21	Ben Robertson	22	1	12	13	49	.020	+10	1-2	1	0	0	1	0	0	0	1	0	0	0	0	23	1	1	1.000
26	Ondrej Psenicka	22	6	6	12	33	.182	+8	6-26	3	2	1	2	0	0	0	1	0	0	0	0	17	0	1	.000
19	Sullivan Mack	18	4	8	12	27	.148	+5	1-2	1	0	0	0	1	0	0	0	0	0	1	0	3	0	0	—
10	Jake Kraft	22	4	7	11	30	.133	+7	1-2	1	0	0	0	0	0	1	0	0	0	0	0	8	0	0	—
9	Jack O'Leary	22	4	6	10	28	.143	+11	4-8	4	0	0	0	0	3	1	0	0	0	0	0	8	0	0	—
8	Luke Devlin	17	6	2	8	20	.300	+4	5-10	5	0	0	0	0	0	1	0	0	0	0	0	4	0	0	—
12	Tim Rego	22	2	4	6	28	.071	+11	7-14	7	0	0	1	0	0	0	1	0	0	0	0	28	0	0	—
5	Hoyt Stanley	22	1	5	6	23	.043	+14	7-14	7	0	0	0	0	0	0	0	0	0	0	0	19	0	0	—
6	George Fegaras	20	2	3	5	41	.049	+7	5-10	5	0	0	0	0	0	0	0	0	0	0	0	13	0	0	—
28	Nick DeSantis	22	2	3	5	26	.077	+8	8-24	7	0	1	0	0	1	0	0	0	0	0	0	11	0	0	—
15	Tyler Catalano	16	1	4	5	15	.067	+2	3-14	2	0	1	0	0	0	0	1	0	0	0	0	8	0	2	.000
4	Hank Kempf	22	0	3	3	23	.000	+12	4-8	4	0	0	0	0	0	0	0	0	0	0	0	37	1	1	1.000
27	Michael Suda	19	0	3	3	33	.000	+8	3-6	3	0	0	0	0	0	0	0	0	0	0	0	16	0	0	—
23	Winter Wallace	16	1	1	2	9	.111	+1	3-6	3	0	0	0	0	0	0	0	0	0	0	0	5	0	0	—
13	Marian Mosko	8	0	1	1	2	.000	+3	0-0	0	0	0	0	0	0	0	0	0	0	0	0	3	0	0	—
18	Kyler Kovich	4	0	1	1	4	.000	+1	1-2	1	0	0	0	0	0	0	0	0	0	0	0	2	0	0	—
3	Jack O'Brien	7	0	0	0	4	.000	+4	0-0	0	0	0	0	0	0	0	0	0	0	0	0	2	0	0	—
11	Sean Donaldson	8	0	0	0	9	.000	-1	0-0	0	0	0	0	0	0	0	0	0	0	0	0	1	0	1	.000
30	Ian Shane	21	0	0	0	0	.000	0	0-0	0	0	0	0	0	0	0	0	0	0	0	0	0	0	0	—
33	Remington Keopple	2	0	0	0	0	.000	0	0-0	0	0	0	0	0	0	0	0	0	0	0	0	0	0	0	—
TEAM									5-10																
TOTALS		22	74	123	197	614	.121	+174	85-211	78	3	4	12	1	14	12	4	1	1	1	4	261	8	15	.533
OPPONENTS		22	45	79	124	481	.094	-179	104-254	97	2	5	17	1	8	6	0	2	0	1	0	277	7	15	.467

#	PLAYER	GP-GS	MIN	GA	GAA	SV	SV%	W	L	T	SHO	PPG	SHG	ENG
30	Ian Shane	21-21	1229:34	37	1.81	392	.914	12	4	4	2	16	1	0
33	Remington Keopple	2-1	114:34	7	3.67	44	.863	0	2	0	0	1	0	0
EMPTY NET			7:40	1	—	—	—	—	—	—	—	0	0	1
TOTALS		22	1352:07	45	2.00	436	.906	12	6	4	2	17	1	1
OPPONENTS		22	1352:07	74	3.28	540	.879	6	12	4	0	12	1	6

FACEOFFS

POWER-PLAY SCORING

PERIOD-BY-PERIOD STATS

#	PLAYER	W	L	PCT
10	Jake Kraft	2	0	1.000
22	Kyle Penney	14	8	.636
16	Gabriel Seger	311	222	.583
38	Jonathan Castagna	145	108	.573
15	Tyler Catalano	45	47	.489
14	Ryan Walsh	142	152	.483
8	Luke Devlin	17	26	.395
23	Winter Wallace	3	5	.375
26	Ondrej Psenicka	3	5	.375
17	Dalton Bancroft	0	1	.000
18	Kyler Kovich	0	1	.000
9	Jack O'Leary	0	6	.000
TOTALS		682	581	.540
OPPONENTS		581	682	.540

#	PLAYER	G	A	PTS	SH	SH%
17	Dalton Bancroft	4	4	8	21	.190
16	Gabriel Seger	2	5	7	15	.133
14	Ryan Walsh	2	4	6	15	.133
21	Ben Robertson	1	5	6	16	.063
26	Ondrej Psenicka	2	0	2	2	1.000
6	George Fegaras	0	2	2	7	—
10	Jake Kraft	0	2	2	5	—
12	Tim Rego	1	0	1	6	.167
27	Michael Suda	0	1	1	2	—
28	Nick DeSantis	0	1	1	1	—

SHORT-HANDED SCORING

#	PLAYER	G	A	PTS	SH	SH%
19	Sullivan Mack	1	0	1	3	.333
9	Jack O'Leary	0	1	1	4	—

GOALS	1ST	2ND	3RD	OT	TOTAL
Cornell	20	31	22	1	74
Opponents	14	19	10	2	45
SHOTS	1ST	2ND	3RD	OT	TOTAL
Cornell	208	205	192	9	614
Opponents	148	156	144	33	481
SAVES	1ST	2ND	3RD	OT	TOTAL
Cornell	134	137	134	31	436
Opponents	188	174	170	8	540

2023-24 PERIOD-BY-PERIOD COMPARISONS

DATE		OPPONENT		GOALS																SHOTS															
				TOTAL			CU BY PERIOD				OPP BY PERIOD				+/- BY PERIOD				TOTAL			CU BY PERIOD				OPP BY PERIOD				+/- BY PERIOD					
				CU	OPP	+/-	1	2	3	OT	1	2	3	OT	1	2	3	OT	CU	OPP	+/-	1	2	3	OT	1	2	3	OT	1	2	3	OT		
10/27	Minnesota Duluth	4	1	+3	2	1	1	—	0	1	0	—	+2	0	+1	—	29	19	+10	12	7	10	—	4	6	9	—	+8	+1	+1	—				
10/28	Minnesota Duluth	3	0	+3	0	3	0	—	0	0	0	—	0	+3	0	—	15	17	-2	3	7	5	—	1	9	7	—	+2	-2	-2	—				
11/3	at Yale	3	1	+2	1	1	1	—	1	0	0	—	0	+1	+1	—	23	20	+3	9	4	10	—	7	9	4	—	+2	-5	+6	—				
11/4	at Brown	7	1	+6	0	4	3	—	0	1	0	—	0	+3	+3	—	33	16	+17	7	16	10	—	7	6	3	—	0	+10	+7	—				
11/10	Dartmouth	2	2	0	0	2	0	0	0	2	0	0	0	0	0	0	33	22	+11	13	10	9	1	1	12	3	6	+12	-2	+6	-5				
11/11	Harvard	2	3	-1	1	0	1	—	2	0	1	—	-1	0	0	—	29	16	+13	11	7	11	—	4	5	7	—	+7	+2	+4	—				
11/17	at Quinnipiac	4	8	-4	1	2	1	—	3	2	3	—	-2	0	-2	—	25	36	-11	7	11	7	—	14	11	11	—	-7	0	-4	—				
11/18	at Princeton	1	2	-1	0	1	0	0	0	1	0	1	0	0	0	-1	37	24	+13	9	12	14	2	10	5	6	3	-1	+7	+8	-1				
11/25	vs. Boston Univ.	2	1	+1	0	0	2	—	0	1	0	—	0	-1	+1	—	19	36	-17	2	11	6	—	10	8	18	—	-8	+3	-12	—				
12/1	at Colgate	4	2	+2	1	2	1	—	0	1	1	—	+1	+1	0	—	33	25	+8	10	15	8	—	6	7	12	—	+4	+8	-4	—				
12/2	Colgate	2	4	-2	0	2	0	—	1	1	2	—	-1	+1	-2	—	26	22	+4	13	7	6	—	6	6	10	—	+7	+1	-4	—				
12/29	vs. UMass	2	2	0	0	2	0	0	0	1	1	0	0	+1	-1	0	26	25	+1	4	12	6	4	7	9	7	2	-3	+3	-1	+2				
12/30	vs. Arizona State	2	2	0	1	1	0	0	0	1	1	0	+1	0	-1	0	27	20	+7	5	9	8	5	6	5	7	2	-1	+4	+1	+3				
1/12	at Arizona State	3	2	+1	1	1	0	1	0	0	2	0	+1	+1	-2	+1	28	17	+11	11	8	5	4	8	4	5	0	+3	+4	0	+4				
1/13	at Arizona State	4	1	+3	2	1	1	—	0	0	1	—	+2	+1	0	—	37	20	+17	11	15	11	—	12	6	2	—	-1	+9	+9	—				
1/19	Princeton	6	2	+4	1	2	3	—	0	1	1	—	+1	+1	+2	—	35	17	+18	13	11	11	—	4	9	4	—	+9	+2	+7	—				
1/20	Quinnipiac	3	2	+1	1	1	0	1	0	2	0	0	+1	-1	0	+1	17	24	-7	4	3	9	1	5	13	3	3	-1	-10	+6	-2				
1/26	at Harvard	2	0	+2	2	0	0	—	0	0	0	—	+2	0	0	—	23	17	+6	12	9	2	—	1	8	8	—	+11	+1	-6	—				
1/27	at Dartmouth	2	2	0	0	2	0	0	0	2	0	0	0	0	0	0	22	30	-8	5	7	7	3	10	8	8	4	-5	-1	-1	-1				
2/2	St. Lawrence	5	1	+4	1	2	2	—	1	0	0	—	0	+2	+2	—	34	13	+21	12	13	9	—	5	1	7	—	+7	+12	+2	—				
2/3	Clarkson	7	2	+5	2	3	2	—	2	0	0	—	0	+3	+2	—	26	22	+4	8	11	7	—	14	6	2	—	-6	+5	+5	—				
2/9	at RPI	4	1	+3	2	0	2	—	0	1	0	—	+2	-1	+2	—	32	20	+12	11	12	9	—	10	8	2	—	+1	+4	+7	—				
2/10	at Union	6	1	+5	2	2	2	—	0	1	0	—	+2	+1	+2	—	23	24	-1	7	9	7	—	3	7	14	—	+4	+2	-7	—				
2/16	Brown	3	0	+3	1	1	1	—	0	0	0	—	+1	+1	+1	—	33	10	+23	13	6	14	—	3	3	4	—	+10	+3	+10	—				
2/17	Yale	1	1	0	1	0	0	0	1	0	0	0	0	0	0	0	23	17	+6	5	9	9	0	3	3	6	5	+2	+6	+3	-5				
2/23	at Clarkson	3	4	-1	0	2	1	0	0	2	1	1	0	0	0	-1	22	25	-3	9	5	8	0	8	7	6	4	+1	-2	+2	-4				
2/24	at St. Lawrence	2	2	0	0	0	2	0	1	1	0	0	-1	-1	+2	0	34	38	-4	10	8	14	2	14	10	6	8	-4	-2	+8	-6				
3/1	Union	2	3	-1	1	1	0	—	1	2	0	—	0	-1	0	—	23	21	+2	8	10	5	—	6	7	8	—	+2	+3	-3	—				
3/2	RPI	3	1	+2	2	1	0	—	0	0	1	—	+2	0	-1	—	28	22	+6	12	10	6	—	7	5	10	—	+5	+5	-4	—				
3/15	Harvard	4	3	+1	3	1	0	—	0	1	2	—	+3	0	-2	—	23	25	-2	10	5	8	—	4	12	9	—	+6	-7	-1	—				
3/16	Harvard	4	1	+3	1	1	2	—	0	0	1	—	+1	+1	+1	—	25	22	+3	8	8	9	—	2	9	11	—	+6	-1	-2	—				
3/22	vs. Dartmouth	6	3	+3	0	1	5	—	1	2	0	—	-1	-1	+5	—	33	30	+3	8	11	14	—	9	13	8	—	-1	-2	+6	—				
3/23	vs. St. Lawrence	3	1	+2	1	1	0	—	0	0	1	—	+1	+1	-1	—	29	32	-3	6	15	8	—	9	14	9	—	-3	+1	-1	—				

2023-24 CORNELL BIG RED GAME-BY-GAME SCORING BREAKDOWN

Date	Opponent	Score	2 Steele	3 O'Brien	4 Kempf	5 Stanley	6 Fegasas	7 Rayhill	8 Devlin	9 O'Leary	10 Kraft	11 Donaldson	12 Rego	13 Mosko	14 Walsh
10/27	Minn. Duluth	W, 4-1	DND	0-0-0	0-0-0	0-1-1	0-0-0	DND	0-0-0	1-1-2	0-0-0	DND	0-0-0	DND	1-1-2
10/28	Minn. Duluth	W, 3-0	DND	DND	0-1-1	0-0-0	0-0-0	DND	0-0-0	0-0-0	0-0-0	DND	0-1-1	0-0-0	0-0-0
11/3	at Yale	W, 3-1	DND	DND	0-0-0	0-0-0	0-0-0	DND	1-0-1	0-0-0	0-1-1	DND	0-0-0	0-0-0	1-0-1
11/4	at Brown	W, 7-1	DND	DND	0-1-1	0-1-1	1-1-2	DND	1-0-1	0-0-0	0-1-1	0-0-0	0-0-0	DND	1-0-1
11/10	Dartmouth	T, 2-2	DND	DND	0-0-0	0-0-0	0-0-0	DND	0-0-0	0-0-0	0-0-0	0-0-0	1-0-1	DND	0-1-1
11/11	Harvard	L, 2-3	DND	DND	0-0-0	0-0-0	0-0-0	DND	1-0-1	0-0-0	1-0-1	DND	0-0-0	DND	0-0-0
11/17	at Quinnipiac	L, 4-8	DND	DND	0-0-0	0-0-0	0-0-0	DND	0-0-0	0-1-1	0-0-0	0-0-0	0-0-0	0-0-0	0-0-0
11/18	at Princeton	OTL, 1-2	DND	DND	0-0-0	0-0-0	0-0-0	DND	0-0-0	0-0-0	0-0-0	0-0-0	0-0-0	DND	0-0-0
11/25	vs. Boston Univ.	W, 2-1	DND	DND	0-0-0	0-0-0	0-0-0	DND	0-0-0	0-0-0	0-0-0	0-0-0	0-1-1	DND	1-0-1
12/1	at Colgate	W, 4-2	DND	DND	0-0-0	0-0-0	0-0-0	DND	0-0-0	0-0-0	0-0-0	0-0-0	0-0-0	DND	0-0-0
12/2	Colgate	L, 2-4	DND	DND	0-0-0	0-0-0	0-0-0	DND	0-0-0	0-0-0	0-0-0	DND	0-0-0	DND	1-0-1
12/29	vs. UMass	T, 2-2	DND	DND	0-0-0	1-0-1	0-0-0	DND	0-0-0	0-0-0	0-0-0	DND	0-0-0	DND	0-2-2
12/30	vs. Arizona St.	T, 2-2	DND	0-0-0	0-1-1	0-0-0	1-0-1	DND	0-0-0	0-0-0	0-0-0	DND	0-1-1	DND	0-0-0
1/12	at Arizona St.	OTW, 3-2	DND	DND	0-0-0	0-0-0	0-1-1	DND	0-0-0	0-0-0	0-1-1	0-0-0	0-0-0	DND	0-0-0
1/13	at Arizona St.	W, 4-1	DND	DND	1-0-1	0-1-1	0-0-0	DND	0-0-0	0-0-0	0-0-0	DND	0-0-0	DND	1-0-1
1/19	Princeton	W, 6-2	DND	DND	0-0-0	0-1-1	0-0-0	DND	0-0-0	1-1-2	0-0-0	DND	0-0-0	0-1-1	0-0-0
1/20	Quinnipiac	OTW, 3-2	DND	DND	0-0-0	0-1-1	0-1-1	DND	0-0-0	0-0-0	0-1-1	0-0-0	0-0-0	0-0-0	0-0-0
1/26	at Harvard	W, 2-0	DND	DND	0-0-0	0-0-0	0-0-0	DND	0-0-0	1-0-1	0-0-0	DND	1-0-1	0-0-0	0-0-0
1/27	at Dartmouth	T, 2-2	DND	DND	0-0-0	0-0-0	0-0-0	DND	0-0-0	0-0-0	0-1-1	DND	0-1-1	0-0-0	1-0-1
2/2	St. Lawrence	W, 5-1	DND	0-0-0	0-0-0	0-0-0	1-0-1	DND	1-0-1	0-0-0	1-1-2	DND	0-0-0	DND	1-0-1
2/3	Clarkson	W, 7-2	DND	0-0-0	0-1-1	0-1-1	0-0-0	DND	1-1-2	1-1-2	1-0-1	DND	0-0-0	DND	1-0-1
2/9	at RPI	W, 4-1	DND	0-0-0	0-0-0	0-0-0	0-0-0	DND	1-0-1	0-1-1	0-1-1	DND	0-0-0	DND	0-0-0
2/10	at Union	W, 6-1	DND	0-0-0	0-0-0	0-0-0	DND	DND	0-1-1	0-1-1	0-0-0	DND	0-0-0	DND	0-1-1
2/16	Brown	W, 3-0	DND	DND	0-0-0	1-0-1	0-0-0	DND	0-0-0	0-0-0	0-0-0	DND	0-1-1	0-0-0	1-1-2
2/17	Yale	T, 1-1	DND	0-0-0	0-0-0	0-1-1	0-0-0	DND	DND	0-0-0	0-1-1	DND	0-0-0	DND	0-0-0
2/23	at Clarkson	OTL, 3-4	DND	0-0-0	0-0-0	0-0-0	0-1-1	DND	DND	0-0-0	0-0-0	DND	0-0-0	DND	0-1-1
2/24	at St. Lawrence	T, 2-2	DND	DND	0-0-0	0-0-0	0-0-0	DND	DND	0-0-0	0-0-0	0-0-0	0-1-1	DND	0-1-1
3/1	Union	L, 2-3	DND	DND	0-0-0	0-0-0	0-0-0	DND	DND	0-1-1	0-0-0	0-0-0	0-0-0	DND	0-1-1
3/2	RPI	W, 3-1	DND	0-0-0	0-1-1	0-0-0	DND	DND	DND	1-0-1	1-0-1	DND	0-1-1	0-0-0	0-0-0
3/15	Harvard	W, 4-3	DND	DND	0-0-0	0-0-0	0-0-0	DND	0-0-0	1-1-2	0-0-0	DND	0-0-0	DND	1-0-1
3/16	Harvard	W, 4-1	DND	DND	0-0-0	0-0-0	0-0-0	DND	0-0-0	0-0-0	0-0-0	DND	0-0-0	0-0-0	0-0-0
3/22	vs. Dartmouth	W, 6-3	DND	DND	0-0-0	0-0-0	0-0-0	DND	0-0-0	0-0-0	0-1-1	DND	0-1-1	DND	1-0-1
3/23	vs. St. Lawrence	W, 3-1	DND	DND	0-2-2	0-0-0	0-0-0	DND	0-0-0	1-0-1	0-0-0	DND	0-0-0	0-0-0	0-0-0

Date	Opponent	Score	15 Catalano	16 Seger	17 Bancroft	18 Kovich	19 Mack	21 Robertson	22 Penney	23 Wallace	26 Psenicka	27 Suda	28 DeSantis	38 Castagna
10/27	Minn. Duluth	W, 4-1	DND	0-1-1	1-1-2	0-0-0	DND	0-1-1	1-0-1	0-0-0	0-0-0	0-1-1	0-0-0	0-1-1
10/28	Minn. Duluth	W, 3-0	DND	2-0-2	0-1-1	0-0-0	DND	0-2-2	1-0-1	0-0-0	0-0-0	0-0-0	0-1-1	0-0-0
11/3	at Yale	W, 3-1	DND	1-0-1	0-1-1	0-0-0	DND	0-1-1	0-1-1	0-0-0	0-0-0	0-0-0	0-0-0	0-0-0
11/4	at Brown	W, 7-1	DND	2-1-3	0-0-0	0-1-1	DND	0-1-1	1-1-2	0-1-1	0-1-1	0-0-0	0-0-0	1-1-2
11/10	Dartmouth	T, 2-2	DND	0-0-0	1-0-1	0-0-0	DND	0-1-1	0-0-0	0-0-0	0-0-0	0-0-0	0-0-0	0-1-1
11/11	Harvard	L, 2-3	DND	0-1-1	0-0-0	0-0-0	0-0-0	0-1-1	0-0-0	0-0-0	0-1-1	0-1-1	0-0-0	0-0-0
11/17	at Quinnipiac	L, 4-8	DND	1-1-2	2-1-3	DND	DND	0-1-1	0-1-1	0-0-0	0-0-0	0-1-1	0-0-0	1-0-1
11/18	at Princeton	OTL, 1-2	0-0-0	0-0-0	DND	DND	0-0-0	0-0-0	1-0-1	0-0-0	0-0-0	0-0-0	0-0-0	0-1-1
11/25	vs. Boston Univ.	W, 2-1	DND	0-0-0	0-0-0	DND	0-0-0	0-1-1	0-0-0	0-0-0	1-0-1	0-0-0	0-1-1	0-1-1
12/1	at Colgate	W, 4-2	DND	2-2-4	1-0-1	DND	0-0-0	0-2-2	0-2-2	0-0-0	1-1-2	0-0-0	0-1-1	0-0-0
12/2	Colgate	L, 2-4	0-0-0	0-0-0	0-1-1	DND	1-0-1	0-0-0	0-0-0	0-0-0	0-0-0	0-0-0	0-0-0	0-0-0
12/29	vs. UMass	T, 2-2	DND	0-1-1	1-0-1	0-0-0	0-0-0	0-0-0	0-0-0	0-0-0	0-1-1	0-0-0	0-0-0	0-0-0
12/30	vs. Arizona St.	T, 2-2	DND	1-0-1	0-1-1	DND	0-0-0	0-0-0	0-1-1	0-0-0	0-0-0	0-0-0	0-0-0	0-0-0
1/12	at Arizona St.	OTW, 3-2	0-0-0	0-2-2	0-0-0	DND	0-0-0	1-0-1	0-1-1	DND	1-0-1	0-0-0	1-0-1	0-1-1
1/13	at Arizona St.	W, 4-1	0-0-0	0-2-2	0-1-1	DND	0-0-0	1-0-1	0-1-1	0-0-0	0-0-0	0-0-0	1-0-1	0-0-0
1/19	Princeton	W, 6-2	0-0-0	0-1-1	0-0-0	DND	0-2-2	0-0-0	0-1-1	DND	0-1-1	0-0-0	2-0-2	3-1-4
1/20	Quinnipiac	OTW, 3-2	0-0-0	0-0-0	2-0-2	DND	0-1-1	0-1-1	0-0-0	DND	1-1-2	DND	0-0-0	0-0-0
1/26	at Harvard	W, 2-0	0-0-0	0-0-0	0-0-0	DND	0-0-0	0-0-0	0-2-2	0-0-0	0-0-0	DND	0-1-1	0-0-0
1/27	at Dartmouth	T, 2-2	0-0-0	0-1-1	0-1-1	DND	0-0-0	1-0-1	0-0-0	0-0-0	0-0-0	DND	0-0-0	0-0-0
2/2	St. Lawrence	W, 5-1	0-1-1	0-2-2	0-2-2	DND	0-0-0	0-1-1	1-1-2	DND	0-0-0	0-0-0	0-0-0	0-0-0
2/3	Clarkson	W, 7-2	0-1-1	0-2-2	1-1-2	DND	1-1-2	0-1-1	1-0-1	DND	0-0-0	0-0-0	0-0-0	0-2-2
2/9	at RPI	W, 4-1	0-1-1	1-0-1	0-0-0	DND	0-2-2	0-0-0	0-1-1	DND	1-0-1	0-0-0	0-1-1	1-0-1
2/10	at Union	W, 6-1	0-0-0	1-1-2	0-0-0	DND	1-1-2	0-0-0	0-1-1	1-0-1	1-0-1	0-1-1	0-0-0	2-2-4
2/16	Brown	W, 3-0	0-0-0	0-1-1	0-2-2	DND	0-0-0	0-0-0	1-0-1	DND	0-1-1	0-0-0	0-0-0	0-0-0
2/17	Yale	T, 1-1	1-0-1	0-0-0	0-0-0	DND	0-0-0	0-0-0	0-0-0	0-0-0	0-0-0	0-0-0	0-0-0	0-0-0
2/23	at Clarkson	OTL, 3-4	0-0-0	0-3-3	2-0-2	DND	0-0-0	0-1-1	1-0-1	0-0-0	0-0-0	0-0-0	0-0-0	0-0-0
2/24	at St. Lawrence	T, 2-2	0-0-0	0-1-1	0-0-0	DND	0-0-0	0-1-1	0-0-0	0-0-0	2-0-2	0-0-0	0-0-0	0-0-0
3/1	Union	L, 2-3	0-0-0	1-0-1	0-1-1	DND	0-1-1	0-0-0	0-0-0	0-0-0	0-0-0	0-0-0	0-0-0	1-0-1
3/2	RPI	W, 3-1	0-1-1	0-0-0	0-0-0	DND	1-0-1	0-0-0	0-0-0	0-0-0	0-0-0	0-0-0	0-0-0	0-2-2
3/15	Harvard	W, 4-3	0-0-0	0-0-0	0-1-1	DND	1-1-2	0-1-1	0-0-0	0-0-0	0-2-2	0-0-0	1-0-1	0-1-1
3/16	Harvard	W, 4-1	0-0-0	2-2-4	0-1-1	DND	0-0-0	2-0-2	0-2-2	DND	0-2-2	0-0-0	0-0-0	0-0-0
3/22	vs. Dartmouth	W, 6-3	0-0-0	0-3-3	1-1-2	DND	0-0-0	0-1-1	1-1-2	0-0-0	1-1-2	0-0-0	2-1-3	0-0-0
3/23	vs. St. Lawrence	W, 3-1	0-0-0	0-0-0	0-2-2	DND	0-1-1	0-0-0	0-0-0	DND	0-0-0	0-1-1	0-0-0	2-0-2

NOTE: SHADED DENOTES MULTI-GAME POINT STREAK

2023-24 CORNELL SPECIAL TEAMS GAME-BY-GAME BREAKDOWN

○ 5-on-4 killed; ● 5-on-4 goal; □ 4-on-3 killed; ■ 4-on-3 goal; ⊙ 5-on-4 major penalty killed; ⊕ 5-on-4 major penalty goal; ▣ 4-on-3 major penalty goal;
⊗ 5-on-3 killed; ⊗ 5-on-3 goal; ◇ 4-on-3 then 5-on-4 killed; ◆ 5-on-4 goal after 4-on-3 killed; Ⓢ shorthanded goal; ▤ 4-on-3 major penalty killed

Date	Opponent	1st Per. PPs	2nd Per. PPs	3rd Per. PPs	OT PPs	1st Per. PKs	2nd Per. PKs	3rd Per. PKs	OT PKs
10/27	Minnesota Duluth	②●	○○●				○●	○	
10/28	Minnesota Duluth	○	●	○		○	○	⊙	
11/3	at Yale		○●	○		○⊙	○○	○○	
11/4	at Brown	○	○	○○		○	●○	○○	
11/10	Dartmouth	○○	○●		□	○	●		
11/11	Harvard	○○	○	②		●	○○○	●	
11/17	at Quinnipiac		○○○	○		●	○	●	
11/18	at Princeton	○		○○	□	○	○		
11/25	vs. Boston Univ.	○	○○	○●		○		○②	
12/1	at Colgate	○	○○●	○			○	○●	
12/2	Colgate	○	○	○○			○	○○	
12/29	vs. UMass		●	○		○	○	○	
12/30	vs. Arizona State	●	●○○			○	○●		
1/12	at Arizona State	◇	○	⊙			○		
1/13	at Arizona State	○	○			○	○○	○●○	
1/19	Princeton	○	○				○●	○	
1/20	Quinnipiac	○	○○⑤	○	□		○	○○	
1/26	at Harvard	○○	○				○	○	
1/27	at Dartmouth	○	○■	○○		○○	●	○○	
2/2	St. Lawrence	○	●○	○		○	○	○○	
2/3	Clarkson	●	○	○○		②⊙⊙		⑤	
2/9	at RPI	○○		○●		○	●○○		
2/10	at Union	○	⊙●○	○			○●	○○	
2/16	Brown	○							
2/17	Yale	○	○	○	□	○	○		□
2/23	at Clarkson	○	●	●		⊙○		○○	
2/24	at St. Lawrence	○○	○○	○		●	●	○	□
3/1	Union	○	○●			●●			
3/2	RPI	○	○	○○○		○			
3/15	Harvard		②●			○	○○		
3/16	Harvard	⊙●						○	
3/22	vs. Dartmouth			●			●○		
3/23	vs. St. Lawrence			○○		○	○		

2023-24 CORNELL SPECIAL TEAMS BREAKDOWN

Last Friday vs. Dartmouth					Last Saturday vs. St. Lawrence				Season Totals			
Cornell PP	PPG	Opp.	Opp. Goals	PP Time	PPG	Opp.	Opp. Goals	PP Time	PPG/Opp.	Opp. Goals	Time	PP%
5-on-4	1	1	0	0:48	0	2	0	4:00	21/117	1	189:02	17.9%
5-on-3	—	—	—	—	—	—	—	—	0/4	0	4:40	0.0%
4-on-3	—	—	—	—	—	—	—	—	1/6	0	5:13	16.7%
Cornell PK	PPG	Opp.	CU Goals	PK Time	PPG	Opp.	CU Goals	PK Time	PPG/Opp.	CU Goals	Time	PK%
5-on-4	1	2	0	3:48	0	2	0	4:00	19/102	1	171:43	81.4%
5-on-3	—	—	—	—	—	—	—	—	2/3	0	1:48	33.3%
4-on-3	—	—	—	—	—	—	—	—	0/2	0	2:48	100.0%
Even Strength	CU Goals	Chances	Opp. Goals	Time	CU Goals	Chances	Opp. Goals	Time	CU Goals	Chances	Opp Goals	Time
4-on-4	—	—	—	—	—	—	—	—	0	30	1	35:24
3-on-3	—	—	—	—	—	—	—	—	0	0	0	0:00
Cornell Pulled Goalie	CU Goals	Chances	Opp. Goals	Time	CU Goals	Chances	Opp. Goals	Time	CU Goals	Chances	Opp Goals	Time
6-on-5	—	—	—	—	—	—	—	—	2	6	1	5:44
6-on-4	—	—	—	—	—	—	—	—	0	0	0	0:00
6-on-3	—	—	—	—	—	—	—	—	0	0	0	0:00
Opp. Pulled Goalie	CU Goals	Chances	Opp. Goals	Time	CU Goals	Chances	Opp. Goals	Time	CU Goals	Chances	Opp Goals	Time
6-on-5	2	2	0	2:28	1	1	0	2:48	12	25	2	25:50
6-on-4	—	—	—	—	—	—	—	—	0	3	0	4:20
6-on-3	—	—	—	—	—	—	—	—	0	0	0	0:00

Pulled Goalie situations does not include delayed penalty scenarios

Goals on a delayed penalty: Cornell 5, Opponents 1

THE LAST TIME...

GAME NUMBERS FOR HOME, ROAD, AND NEUTRAL SITES ARE BASED UPON THOSE TYPES OF GAMES

SCORING

Recorded a Hat Trick at Home (9 games)	1/19/24 vs. Princeton (Jonathan Castagna)
Recorded a Hat Trick on the Road (39 games)	12/3/21 at St. Lawrence (Matt Stienburg)
Recorded a Hat Trick at Neutral Site (8 games)	11/26/22 vs. UConn (Dalton Bancroft)
Allowed Hat Trick at Home (383 games)	3/5/99 vs. St. Lawrence (John Poapst)
Allowed Hat Trick on the Road (91 games)	11/5/16 at Harvard (Lewis Zerter-Gossage)
Allowed Hat Trick at Neutral Site (60 games)	3/21/09 vs. Yale (Sean Backman)
Scored Two Hat Tricks in a Game (975 games)	2/26/94 vs. Yale (Jake Karam & Vincent Auger)
Scored Three Hat Tricks in a Game (2,120 games)	1/4/1911 vs. Western Reserve (Stubby Wagner, Frank Crasswaller, Jefferson Vincent)
Defenseman Scored Hat Trick (1,319 games)	2/20/82 vs. Maine (Joe Gallant)
Hat Trick in Consecutive Games (1,070 games)	Doug Derraugh 1/22/91 at Colgate; 1/26/91 at Dartmouth
Hat Trick in 3+ Straight Games (1,443 games)	Brock Tredway 1/21/78 vs. Yale; 1/25/78 vs. Princeton; 1/28/78 vs. Penn
Scored 4+ Goals in a Game (93 games)	11/13/21 vs. RPI (Max Andreev — 4 goals)
Scored 5+ Goals in a Game (1,813 games)	1/13/65 vs. Hamilton (Doug Ferguson — 6 goals)
Two Multi-Goal Scorers in a Game (17 games)	1/19/24 vs. Princeton (Jonathan Castagna, Nick DeSantis)
Three Multi-Goal Scorers in a Game (44 games)	2/4/23 vs. Union (Dalton Bancroft, Nick DeSantis, Sam Malinski)

SCORING MARGINS

Shut out Opponent at Home (5 games)	2/16/24 vs. Ian Shane (Ian Shane, 10 saves)
Shut out Opponent on the Road (5 games)	1/27/23 at Harvard (Ian Shane, 17 saves)
Shut out Opponent at Neutral Site (6 games)	3/23/23 vs. Denver (Ian Shane, 26 saves)
Were Shut out at Home (17 games)	2/18/23 vs. St. Lawrence (Emil Zetterquist, 28 saves)
Were Shut out on the Road (23 games)	11/5/22 at Quinnipiac (Yaniv Perets, 9 saves)
Were Shut out at Neutral Site (7 games)	3/17/22 vs. Harvard (Mitchell Gibson, 15 saves)
Recorded Two Straight Shutouts (70 games)	2/25/22 at Quinnipiac (Ian Shane, 42 saves) 2/26/22 at Princeton (Ian Shane, 23 saves)
Recorded Three Straight Shutouts (100 games)	2/21/20 at Yale (Matthew Galajda, 17 saves) 2/22/20 at Brown (Matthew Galajda, 19 saves) 2/28/20 vs. St. Lawrence (Matthew Galajda, 26 saves)
Recorded Four Straight Shutouts (2,139 games)	2/9/1907 vs. Rochester (George Adler) 2/16/1907 at Army (George Adler) 1/18/1908 at Army (George Adler) 1/28/1908 vs. Rochester (Curtis Yohe) 1/31/1908 at RPI (George Adler) 2/8/1908 vs. Cascadilla (George Adler)
Shut out in Two Straight Games (284 games)	12/28/14 vs. Lake Superior (Gordon Defiel, 39 saves) 12/29/14 vs. Miami (Jay Williams, 15 saves)
Shut out in Three Straight Games (1,911 games)	2/6/60 vs. Princeton (Clifford Michel, 14 saves) 2/12/60 at Dartmouth (Tom Wahman, 15 saves) 2/13/60 at Brown (Roderick McGarry, 26 saves)
Won 1-0 Game at Home (26 games)	12/3/22 vs. Dartmouth (Travis Mitchell)
Lost 1-0 Game at Home (17 games)	2/18/23 vs. St. Lawrence (Aleksi Peltonen)
Won 1-0 Game on Road (28 games)	2/25/22 at Quinnipiac (Jack Malone)
Lost 1-0 Game on Road (104 games)	1/17/16 at RPI (Chris Bradley)
Won 1-0 Game at Neutral Site (238 games)	12/30/67 vs. Toronto (Bob McGuinn)
Lost 1-0 Game at Neutral Site (7 games)	3/17/22 vs. Harvard (Alex Laferriere — OT)
Won by 5+ Goals at Home (6 games)	2/3/24 vs. Clarkson (W, 7-2)
Lost by 5+ Goals at Home (127 games)	3/7/15 vs. Union (L, 0-7)
Won by 5+ Goals on Road (2 games)	2/10/24 at Union (W, 6-1)
Lost by 5+ Goals on Road (46 games)	1/31/20 at Quinnipiac (L, 0-5)
Won by 5+ Goals at Neutral Site (8 games)	11/26/22 vs. UConn (W, 6-0)
Lost by 5+ Goals at Neutral Site (21 games)	3/25/17 vs. UMass Lowell (L, 0-5)
LEADS AND DEFICITS	
Trailed by Two Goals and Won (1 game)	3/22/24 vs. Dartmouth (W, 5-3)
Trailed by Three Goals and Won (817 games)	2/6/99 at Princeton (W, 8-4)
Trailed by Four Goals and Won (1,281 games)	12/10/83 vs. Harvard (W, 6-5)
Trailed by Five Goals and Won (1,567 games)	12/28/73 vs. Colorado College (W, 9-8)
Led by Two Goals and Lost (96 games)	11/5/21 vs. Harvard (L, 2-3)
Led by Three Goals and Lost (262 games)	11/7/15 vs. Quinnipiac (L, 4-5 — OT)
Led by Four Goals and Lost (1,573 games)	3/16/73 vs. Wisconsin (L, 5-6 — OT)

OVERTIMES AND SHOOTOUTS

Won Home Game in Overtime (8 games)	1/20/24 vs. Quinnipiac (Dalton Bancroft)
Lost Home Game in Overtime (27 games)	12/2/22 vs. Harvard (Sean Farrell)
Won Shootout at Home (4 games)	2/17/24 vs. Yale
Lost Shootout at Home (36 games)	2/5/22 vs. Colgate
Won Road Game in Overtime (7 games)	1/12/24 at Arizona State (Ben Robertson)
Lost Road Game in Overtime (1 game)	2/23/24 at Clarkson (Mathieu Gosselin)
Won Shootout on Road (0 games)	2/24/24 at St. Lawrence
Lost Shootout on Road (4 games)	1/27/24 at Dartmouth
Won Neutral Site Game in Overtime (28 games)	12/28/15 vs. Providence (Jeff Kubiak)
Lost Neutral Site Game in Overtime (7 games)	3/17/22 vs. Harvard (Alex Laferriere)
Won Shootout at Neutral Site (3 games)	12/29/23 vs. UMass
Lost Shootout at Neutral Site (2 games)	12/30/23 vs. Arizona State

TEAM SCORING

Scored 10+ Goals at Home (20 games)	2/4/23 vs. Union (W, 10-1)
Allowed 10+ Goals at Home (548 games)	1/21/87 vs. Colgate (L, 4-10)
Scored 10+ Goals on Road (460 games)	2/18/89 at Brown (W, 10-3)
Allowed 10+ Goals on Road (134 games)	3/16/13 at Quinnipiac (L, 0-10)
Scored 10+ Goals at Neutral Site (158 games)	1/4/85 vs. McGill (T, 10-10)
Allowed 10+ Goals at Neutral Site (127 games)	12/27/95 vs. Colorado College (L, 0-11)
5-Goal Period at Home (20 games)	2/4/23 vs. Union (6 goals — 1st period)
5-Goal Period on Road (274 games)	11/17/02 at Vermont (5 goals — 1st period)
5-Goal Period at Neutral Site (1 game)	3/22/24 vs. Dartmouth (5 goals — 3rd period)
Two Goals in Under One Minute (1 game)	3/22/24 vs. Dartmouth (0:50)
Three Goals in Under Three Minutes (43 games)	2/10/23 vs. Colgate (2:20)
Four Goals in Under Four Minutes (44 games)	2/4/23 vs. Union (0:54 & 3:04)
Five Goals in Under Five Minutes (44 games)	2/4/23 vs. Union (3:35)

SPECIAL TEAMS SCORING

Scored 3+ Power-Play Goals (44 games)	2/4/23 vs. Union (6 goals)
Allowed 3+ Power-Play Goals (51 games)	1/7/23 at Union (4 goals)
Scored 4+ Power-Play Goals (44 games)	2/4/23 vs. Union (6 goals)
Allowed 4+ Power-Play Goals (51 games)	1/7/23 at Union (4 goals)
Scored 5+ Power-Play Goals (44 games)	2/4/23 vs. Union (6 goals)
Allowed 5+ Power-Play Goals (571 games)	3/18/06 vs. Harvard (5 goals)
Scored Short-Handed Goal (12 games)	2/3/24 vs. Clarkson (Sullivan Mack)
Scored 2+ Short-Handed Goals (382 games)	1/13/12 at Quinnipiac (Sean Collins & Joel Lowry)
Scored Short-Handed Goal in OT (292 games)	11/14/14 vs. Clarkson (Eric Freschi)
Scored SHG in Consecutive Games (544 games)	2/9/07 at Union (Mitch Carefoot) 2/10/07 at RPI (Mark McCutcheon)
Allowed Short-Handed Goal (16 games)	1/20/24 vs. Quinnipiac (Zach Tupker)
Allowed 2+ Short-Handed Goals (75 games)	2/11/22 at RPI (Jake Johnson & Jakob Lacka)

EMPTY-NET GOALS

Scored Empty-Net Goal at Home (0 games)	3/16/24 vs. Harvard (Ben Robertson & Gabriel Seger)
Scored Empty-Net Goal on Road (2 games)	2/10/24 at Union (Ondrej Psenicka)
Scored Empty-Net Goal at Neutral Site (0 games)	3/23/24 vs. St. Lawrence (Jack O'Leary)
Allowed Empty-Net Goal at Home (10 games)	12/2/23 vs. Colgate (Ryan McGuire)
Allowed Empty-Net Goal on Road (16 games)	1/28/23 at Harvard (Ryan Siedem)
Allowed Empty-Net Goal at Neutral Site (17 games)	11/24/18 vs. Harvard (Adam Fox)
Scored an Extra-Attacker Goal (6 games)	2/24/24 at St. Lawrence (2, Ondrej Psenicka)
Scored Two Extra-Attacker Goals (6 games)	2/24/24 at St. Lawrence (2, Ondrej Psenicka)
Allowed Extra-Attacker Goal (7 games)	2/23/24 at Clarkson (Mathieu Gosselin)

PENALTY SHOTS

Scored on a Penalty Shot (22 games)	12/2/23 vs. Colgate (Sullivan Mack)
Unsuccessful on a Penalty Shot (34 games)	3/23/23 vs. Denver (Nick DeSantis)
Allowed a Goal on a Penalty Shot (16 games)	1/20/24 vs. Quinnipiac (Alex Power)
Stopped Shooter on Penalty Shot (84 games)	1/8/22 at North Dakota (Mark Senden)

GOALTENDING FEATS

Scored a Goal (318 games)	11/26/13 vs. Niagara (Mitch Gillam)
Recorded a Point (131 games)	3/22/19 vs. Brown (Matthew Galajda — assist)
Made 30+ Saves (0 games)	3/24/24 vs. St. Lawrence (Ian Shane - 31 saves)
Made 40+ Saves (70 games)	2/25/22 at Quinnipiac (Ian Shane - 42 saves)
Made 50+ Saves (328 games)	3/17/13 at Quinnipiac (Andy Iles - 60 saves)
Made 60+ Saves (328 games)	3/17/13 at Quinnipiac (Andy Iles - 60 saves)

Bold denotes accomplished during 2023-24 season