

# CORNELL BIG RED

## 2024 BASEBALL GAME NOTES

6 IVY LEAGUE REGULAR-SEASON CHAMPIONSHIPS | 7 ALL-AMERICANS | 57 FIRST TEAM ALL-IVY SELECTIONS

### 2024 SCHEDULE

#### FEBRUARY (1-2)

23	at Georgia Tech	ACCNX	L, 6-9
24	at Georgia Tech	ACCNX	L, 2-12
25	at Georgia Tech	ACCNX	W, 11-4

#### MARCH (1-7)

1	at James Madison		L, 1-5
2	at James Madison		L, 5-8
3	at James Madison		L, 5-7
9	at Georgetown (DH)		Canceled
10	at Georgetown (DH)	MuscoVision	L, 6-24
10	at Georgetown (DH)	MuscoVision	L, 0-20
15	at Richmond	ESPN+	L, 4-8
16	at Richmond	ESPN+	W, 9-3
17	at Richmond	ESPN+	L, 4-8
19	BINGHAMTON	ESPN+	Postponed
22	at Princeton* (DH)	ESPN+	12 p.m.
22	at Princeton* (DH)	ESPN+	3 p.m.
23	at Princeton*	ESPN+	1 p.m.
30	DARTMOUTH* (DH)	ESPN+	11:30 a.m.
30	DARTMOUTH* (DH)	ESPN+	2:30 p.m.
31	DARTMOUTH*	ESPN+	12 p.m.

#### APRIL

1	at Ithaca		TBA
6	HARVARD* (DH)	ESPN+	11:30 a.m.
6	HARVARD* (DH)	ESPN+	2:30 p.m.
7	HARVARD*	ESPN+	12 p.m.
13	at Penn* (DH)	ESPN+	11:30 a.m.
13	at Penn* (DH)	ESPN+	2:30 p.m.
14	at Penn*	ESPN+	12 p.m.
16	at Binghamton		6:30 p.m.
20	YALE* (DH)	ESPN+	11:30 a.m.
20	YALE* (DH)	ESPN+	2:30 p.m.
21	YALE*	ESPN+	12 p.m.
27	COLUMBIA* (DH)	ESPN+	11:30 a.m.
27	COLUMBIA* (DH)	ESPN+	2:30 p.m.
28	COLUMBIA*	ESPN+	12 p.m.
30	at Binghamton		6:30 p.m.

#### MAY

4	at Brown* (DH)	ESPN+	11:30 a.m.
4	at Brown* (DH)	ESPN+	2:30 p.m.
5	at Brown*	ESPN+	12 p.m.

All game times Eastern, subject to change  
\* - Denotes Ivy League contest

Bold Red CAPS denotes home game



### MEDIA CONTACT

#### MARSHALL HAIM

Assistant Director of Athletic Communications

✉ mh2348@cornell.edu

☎ (716) 465-4945 (mobile)

### CORNELL BIG RED

AT

### PRINCETON TIGERS

GAMES 12-14 | MARCH 23-24 | PRINCETON, N.J. | CLARKE FIELD | PRINCETON LEADS SERIES, 159-101-2

2-9

OVERALL

0-0

IVY LEAGUE

-/-/-

RANKS (D1B/NCBWA/USAT)

**Dan Pepicelli**

20TH SEASON AS HEAD COACH

**86-155-1** (.357)

9TH SEASON AT CORNELL

4-12

OVERALL

0-0

IVY LEAGUE

-/-/-

RANKS (D1B/NCBWA/USAT)

**Scott Bradley**

27TH SEASON AS HEAD COACH

**448-596-2** (.429)

27TH SEASON AT PRINCETON

### GAME INFORMATION

#### FRIDAY - GAME ONE

ESPN+

Play-by-Play: Cody Chrusciel

Analyst: Cory Nidoh

Live Stats: [goprincetontigers.com](http://goprincetontigers.com)

#### FRIDAY - GAME TWO

ESPN+

Play-by-Play: Cody Chrusciel

Analyst: Cory Nidoh

Live Stats: [goprincetontigers.com](http://goprincetontigers.com)

#### SATURDAY

ESPN+

Play-by-Play: Cody Chrusciel

Analyst: Cory Nidoh

Live Stats: [goprincetontigers.com](http://goprincetontigers.com)

#### FRIDAY'S FORECAST

☀ 39° ☁ 7:14

Temperature: 49° high | 37° low

Forecast: Mostly sunny

Winds: ENE <5 mph

#### FRIDAY'S FORECAST

☀ 45° ☁ 7:14

Temperature: 49° high | 37° low

Forecast: Mostly sunny

Winds: S 5-10 mph

#### SATURDAY'S FORECAST

☁ 50° ☁ 7:15

Temperature: 51° high | 32° low

Forecast: Rain, 100% chance of rain

Winds: NE 5-10 mph

#### PROBABLE STARTING PITCHERS

RHP **Carson Mayfield** (1-2, 9.82)

RHP **Justin Kim** (1-2, 5.95)

LHP **Noah Keller** (0-1, 6.48)

RHP **Sean Episcopo** (0-3, 11.48)

RHP **Ethan Hamill** (0-1, 7.43)

TBA

### FIRST PITCH

► After its scheduled home opener was postponed due to unfavorable weather forecasts, the Cornell baseball team continues its season-opening road trip this weekend at Princeton, where the Big Red opens Ancient Eight play from Clarke Field.

### WEEKEND REWIND

► Cornell went 1-2 in its three-game series against Richmond at Pitt Field, having a 9-3 win bookended by 8-4 Richmond victories.

► Senior second baseman **MATT BARNHORST** hit .462 (6-of-13) with two home runs and seven RBI. Barnhorst's classmate, senior catcher **NATHAN WAUGH**, also hit two home runs on the weekend and drove in four runs.

► **CARSON MAYFIELD** earned the victory for Cornell in its win last Saturday after a five-inning outing in which the sophomore right-hander allowed two runs on five hits.

### WAUGH[TCHING] IT OFF THE BAT

► Senior catcher **NATHAN WAUGH** enters this weekend riding a 15-game hitting streak, dating back to last season.

► Waugh's 15-game hit streak is the longest active hit streak by an Ivy League player. He is only one of two Ancient Eight players to register hits in at least 10 consecutive games, joining Dartmouth's Tyler Robinson (12 games).

► During Waugh's 15-game on-base streak, he has also registered at least one hit, making him the first Big Red player with a 15-game hit streak since former outfielder **BRIAN BILLIGEN** had a 16-game hit streak during the 2012 campaign. Billigen accomplished his feat from March 4-27, where he slashed .470/.527/.758 with five doubles, a triple, four home runs, and 16 RBI.

► Should Waugh surpass Billigen, he would have the longest hit streak by a Big Red player since **MARSHALL YANZICK** compiled a 19-game hit streak spanning the 2011 and 2012 campaigns.

### LOOKING TO EXTEND THEIR STREAKS

► Waugh (15 games), junior outfielder **JAKOBI DAVIS** (14 games), and sophomore outfielder **CADEN WILDMAN** (11 games) all enter this weekend riding double-digit on-base streaks — the streaks for Waugh and Davis both date back to last season.

► Davis is slashing .265/.357/.367, dating back to April 28, 2023, while Wildman's is .293/.396/.415.

# 2024 CORNELL BIG RED ROSTER

NO	NAME	POS	B/T	HT	WT	YR	HOMETOWN / HIGH SCHOOL (PREVIOUS SCHOOL)
1	John Quinlan	OF	S/R	5-9	180	Jr.	Menlo Park, Calif. / Menlo-Atherton
2	Matt Barnhorst	INF	R/R	6-0	195	Sr.	Ponte Vedra Beach, Fla. / Ponte Vedra
3	Chris Ellison	RHP	R/R	6-0	190	Jr.	Howell, N.J. / Howell
4	Caden Wildman	OF	R/R	6-3	215	So.	Woodbury, Minn. / East Ridge
5	Will Long	RHP	R/R	6-0	170	Jr.	Great Falls, Va. / Langley
6	Kyle Musser	OF	R/R	5-10	182	Jr.	Lititz, Pa. / Manheim Township
7	Max Jensen	INF	L/R	6-3	210	Jr.	Burke, Va. / Lake Braddock
8	Luke Johnson	INF	R/R	6-1	180	Fr.	Coto de Caza, Calif. / Santa Margarita Catholic
9	Story Kimura	RHP	R/R	6-0	175	Sr.	Dallas, Texas / The Lawrenceville School [N.J.]
11	Matthew Walters	OF	R/R	5-11	195	So.	Granbury, Texas / Granbury
12	Ryan Porter	OF/RHP	R/R	6-0	185	Jr.	Houston, Texas / Paetow
13	Ethan Hamill	RHP	R/R	6-3	200	So.	Chester, Va. / Thomas Dale
15	Owen Carlson	INF	L/R	5-11	180	Fr.	Los Angeles, Calif. / Harvard-Westlake School
16	Noah Keller	LHP	L/L	6-1	210	So.	Goodrich, Mich. / Goodrich
17	William Stephens	RHP	R/R	6-2	205	Sr.	Stone Mountain, Ga. / Marist
18	TJ Swidorski	INF	R/R	6-0	185	So.	Woodbury, Minn. / East Ridge
19	Mark Quatrani	C/INF	R/R	5-11	200	Fr.	Springfield, Pa. / The Haverford School
20	Kevin Hager	INF	R/R	6-0	190	Fr.	Berkeley Heights, N.J. / Delbarton School
21	John Gerfen	LHP	R/L	6-0	195	So.	Brewster, N.Y. / Brewster
22	Jakobi Davis	OF	L/L	6-4	210	Jr.	Sarasota, Fla. / Sarasota Riverview
23	Braden Mack	C	R/R	6-2	210	Sr.	Woodbridge, Va. / Potomac
25	Beck Urofsky	RHP/INF	R/R	6-4	225	So.	Silver Spring, Md. / Bethesda-Chevy Chase
26	Tom Clancy	RHP	R/R	6-1	190	Jr.	Westfield, N.J. / Newark
28	Max Foster	RHP	R/R	6-3	210	Fr.	Bethel, Conn. / Bethel
30	William Jaun	LHP/1B	L/L	6-3	225	Jr.	Loveland, Ohio / St. Xavier
31	Graham Biben	RHP	R/R	6-0	170	Fr.	New York, N.Y. / Riverdale Country School
32	Carson Mayfield	RHP	R/R	6-5	200	So.	Annandale, Va. / Bishop O'Connell
33	Von Baker	RHP	R/R	6-7	235	Sr.	St. Johnsville, N.Y. / Oppenheim-Ephratah-St. Johnsville
34	Ethan Van Sice	RHP	R/R	5-9	170	Fr.	Arlington, Va. / Gonzaga College [D.C.]
36	Nathaniel Jennewein	LHP	R/L	5-11	180	Fr.	Tampa, Fla. / T.R. Robinson
37	Huxley Holcombe	LHP/OF	L/L	6-6	180	Fr.	Worcester, Mass. / Worcester Academy
38	Asher Gardy	RHP	R/R	6-2	185	So.	Springfield, Va. / Lake Braddock (James Madison)
40	Nathan Waugh	C	R/R	6-5	230	Sr.	Placentia, Calif. / Yorba Linda
41	Jackson Marko	C	R/R	5-10	175	So.	Syracuse, N.Y. / Christian Brothers Academy
42	Josh Shea	RHP	R/R	5-11	175	So.	Cortlandt Manor, N.Y. / Hendrick Hudson

PITCHERS (16)		
3	Chris Ellison	R/R Jr.
5	Will Long	R/R Jr.
9	Story Kimura	R/R Sr.
13	Ethan Hamill	R/R So.
16	Noah Keller	L/L So.
17	William Stephens	R/R Sr.
21	John Gerfen	R/L So.
26	Tom Clancy	R/R Jr.
28	Max Foster	R/R Fr.
31	Graham Biben	R/R Fr.
32	Carson Mayfield	R/R So.
33	Von Baker	R/R Sr.
34	Ethan Van Sice	R/R Fr.
36	Nathaniel Jennewein	R/L Fr.
38	Asher Gardy	R/R So.
42	Josh Shea	R/R So.

CATCHERS (4)		
19	Mark Quatrani	R/R Fr.
23	Braden Mack	R/R Sr.
40	Nathan Waugh	R/R Sr.
41	Jackson Marko	R/R So.

INFIELDERS (6)		
2	Matt Barnhorst	R/R Sr.
7	Max Jensen	L/R Jr.
8	Luke Johnson	R/R Fr.
15	Owen Carlson	L/R Fr.
18	TJ Swidorski	R/R So.
20	Kevin Hager	R/R Fr.

OUTFIELDERS (5)		
1	John Quinlan	S/R Jr.
4	Caden Wildman	R/R So.
6	Kyle Musser	R/R Jr.
11	Matthew Walters	R/R So.
22	Jakobi Davis	L/L Jr.

UTILITY (4)		
12	Ryan Porter	R/R Jr.
25	Beck Urofsky	R/R So.
30	William Jaun	L/L Jr.
37	Huxley Holcombe	L/L Fr.

## COACHING AND SUPPORT STAFF

Head Coach:	Dan Pepicelli
Associate Head Coach:	Tom Ford
Assistant Coach:	John Toppa
Volunteer Assistant Coach:	Justin Devoid
Athletic Trainer:	Grace DeStefano















## PRUH-NUHN-SEE-AY-SHN GUIDE

6	Kyle Musser	MUH-sir
9	Story Kimura	kih-MURR-uh
18	TJ Swidorski	swih-DOOR-skee
19	Mark Quatrani	kwah-TRAH-knee
20	Kevin Hager	HAY-gher
25	Beck Urofsky	yuhr-OFF-skee
30	William Jaun	john
31	Graham Biben	BYE-bin
34	Ethan Van Sice	van SIYS
36	Nathaniel Jennewein	jen-IH-wine
40	Nathan Waugh	WAH
HC	Dan Pepicelli	PEP-ih-sell-ee
AC	John Toppa	TOE-puh
VAC	Justin Devoid	dih-VOID

## ROSTER BREAKDOWN

FRESHMAN (9)	SOPHOMORE (11)	JUNIOR (9)	SENIOR (6)
8 Johnson	4 Wildman	1 Quinlan	2 Barnhorst
15 Carlson	11 Walters	3 Ellison	9 Kimura
19 Quatrani	13 Hamill	5 Long	17 Stephens
20 Hager	16 Keller	6 Musser	23 Mack
28 Foster	18 Swidorski	7 Jensen	33 Baker
31 Biben	21 Gerfen	12 Porter	40 Waugh
34 Van Sice	25 Urofsky	22 Davis	
36 Jennewein	32 Mayfield	26 Clancy	
37 Holcombe	38 Gardy	30 Jaun	
	41 Marko		
	42 Shea		

### BY STATE / PROVINCE / COUNTRY

 Virginia	7	 Texas	3	 Maryland	1
 New York	5	 Minnesota	2	 Massachusetts	1
 California	4	 Pennsylvania	2	 Michigan	1
 Florida	3	 Connecticut	1	 Ohio	1
 New Jersey	3	 Georgia	1		

## CORNELL QUICK FACTS

### GENERAL INFORMATION

Location . . . . . Ithaca, N.Y.  
Enrollment (2023 Fall Undergraduate) . . . . . 16,071  
Founded . . . . . 1865  
Nickname . . . . . Big Red  
School Colors . . . . . Carnelian Red (Pantone 187) and White  
Conference . . . . . Ivy League  
President . . . . . Martha E. Pollack  
Meakam Smith Director of Athletics . . . . . Dr. Nicki Moore  
Athletics Website . . . . . CornellBigRed.com

### HISTORY

Seasons of Baseball . . . . . 153rd  
First Season . . . . . 1869  
All-Time Record (Win %) . . . . . 1749-1995-35 (.467)  
Ivy League Regular-Season Titles (last) . . . . . 6 (2012)  
Ivy League Championship Titles (last) . . . . . 1 (2012)  
NCAA Tournament Appearances (last) . . . . . 1 (2012)  
Most Consecutive NCAA Appearances . . . . . Never  
College World Series Appearances (last) . . . . . Never  
National Championships . . . . . None  
NCAA Tournament Record (Win %) . . . . . 0-2 (.000)

### BOOTH FIELD

Year Opened (Season) . . . . . 2023 (2nd)  
Dimensions . . . . . 318' (LF/RF), 390' (CF), 397' (LCF/RCF)  
Capacity . . . . . 500  
All-Time Record (Win %) . . . . . 1-5 (.167)  
Under Dan Pepicelli (Win %) . . . . . 1-5 (.167)

### COACHING STAFF

Head Coach . . . . . Dan Pepicelli (SUNY Cortland '90)  
Overall Record . . . . . 307-332-3 (.481)  
Record at Cornell . . . . . 86-155-1 (.357)  
Associate Head Coach . . . . . Tom Ford (Ithaca '79)  
Assistant Coach . . . . . John Toppa (UConn '19)  
Volunteer Assistant . . . . . Justin Devoid (Colby-Sawyer '17)

### 2023 REVIEW

Overall Record . . . . . 9-26  
Ivy League Record (Finish) . . . . . 8-13 (7th)  
Home Record . . . . . 2-8  
Road Record . . . . . 7-16  
Neutral Record . . . . . 0-2  
Ivy League Championship Series . . . . . Did not qualify  
NCAA Tournament . . . . . Not selected  
D1Baseball.com Poll Ranking (final) . . . . . N/A  
NCBWA Poll Ranking (final) . . . . . N/A  
USA Today Poll Ranking (final) . . . . . N/A

### 2024 TEAM INFORMATION

Letterwinners Returning / Lost . . . . . 13 / 8  
Newcomers . . . . . 11  
Fr / So / Jr / Sr . . . . . 9 / 11 / 9 / 6

### ATHLETIC COMMUNICATIONS

Jeremy Hartigan  
Associate Director of Athletics for Communications  
Marshall Haim  
Assistant Director of Athletic Communications (BB)  
Phone (mobile) . . . . . (716) 465-4945  
Email . . . . . mh2348@cornell.edu  
Matthew Jensen  
Assistant Director of Athletic Communications  
Aaron Kelly  
Assistant Director of Athletic Communications  
Ben Blakely  
Communications Coordinator  
Mike Hogan  
Communications Coordinator

Mailing Address . . . . . Cornell University Athletics  
. . . . . Teagle Hall, 512 Campus Road, Ithaca, N.Y., 14853  
Twitter / Instagram . . . . . @CornellSports  
Facebook . . . . . /CornellSports

**#YELLCORNELL**

## SCOUTING REPORT



as of 3/20/24



<b>.252</b>	<b>BATTING AVG.</b>	<b>&gt;&gt;</b>	<b>.261</b>
<b>4.82</b>	<b>RUNS</b>	<b>&gt;&gt;</b>	<b>5.88</b>
<b>1.55</b>	<b>DOUBLES</b>	<b>&gt;&gt;</b>	<b>1.75</b>
<b>0.27</b>	<b>&lt;&lt; TRIPLES</b>		<b>0.25</b>
<b>0.82</b>	<b>HOME RUNS</b>	<b>&gt;&gt;</b>	<b>0.88</b>
<b>4.18</b>	<b>RBI</b>	<b>&gt;&gt;</b>	<b>5.31</b>
<b>.346</b>	<b>ON-BASE PCT.</b>	<b>&gt;&gt;</b>	<b>.361</b>
<b>.385</b>	<b>SLUGGING PCT.</b>	<b>&gt;&gt;</b>	<b>.400</b>
<b>7/12 (.583)</b>	<b>STOLEN BASES</b>	<b>&gt;&gt;</b>	<b>13/15 (.867)</b>
<b>9.60</b>	<b>ERA</b>	<b>&gt;&gt;</b>	<b>8.89</b>
<b>6.00</b>	<b>STRIKEOUTS</b>	<b>&gt;&gt;</b>	<b>6.50</b>
<b>.321</b>	<b>OPPONENT AVG.</b>	<b>&gt;&gt;</b>	<b>.318</b>
<b>2.21</b>	<b>WHIP</b>	<b>&gt;&gt;</b>	<b>2.06</b>
<b>.966</b>	<b>&lt;&lt; FIELDING PCT.</b>		<b>.951</b>

### BATTING LEADERS



CORNELL

	AVG	OBP	SLG	OPS
40 Nathan Waugh	<b>.349</b>	<b>.429</b>	<b>.581</b>	<b>1.010</b>
2 Matt Barnhorst	.343	.410	.543	.953
4 Caden Wildman	.293	.396	.415	.811
7 Max Jensen	.250	<b>.429</b>	.469	.898
22 Jakobi Davis	.200	.314	.300	.614



PRINCETON

	AVG	OBP	SLG	OPS
34 Jake Kernodle	<b>.348</b>	.400	<b>.565</b>	.965
3 Jake Koonin	.322	.429	.559	<b>.988</b>
19 Jake Bold	.321	<b>.486</b>	.464	.950
41 Caden Shapiro	.314	.359	.471	.830
35 Jordan Kelly	.286	.407	.388	.795

## WHEN IT RUNS, IT POURS

► Cornell has shown a knack for scoring runs in bundles this season, as 40 of its 53 runs have come in multi-run innings (75.4 percent of its run production).

► Of the Big Red's 220 runs scored since the beginning of last season, 169 have come in innings that have featured at least two runs crossing home plate (74.6 percent of run production).

► Since the beginning of the 2022 season, Cornell has had at least one multi-run inning in 63 of its 82 games (76.8 percent). At one point, Cornell scored at least two runs in 18 consecutive games from April 24, 2022 (final eight games of season) to March 18, 2023 (first 10 games of season).

► Cornell has had 12 multi-run innings through its first three weekends of play, highlighted by a season-high six-run inning in the opening game of the Big Red's doubleheader against Georgetown at Capital One Park in Tysons, Va., on March 10.

### STAT BREAKDOWN

#### RUN-SCORING BREAKDOWN

2023 & 2024 Seasons

NUMBER OF RUNS	RUNS	PCT
One-Run Innings	51	23.1%
► Multi-Run Innings	169	76.8%

## IVY LEAGUE PRESEASON POLL

► The Ivy League preseason poll was announced on Feb. 19, with Penn pitted as the unanimous favorite following a vote of 16 panelists.

► Columbia was picked second, finishing as the only other program to reach the century mark in points (101). Harvard (97 points) and Princeton (87 points) were the other anticipated programs to round out this year's four-team Ivy League Tournament field.

► Yale was slotted to finish fifth behind its 66 points, while Cornell (37 points) and Brown (35 points) were separated by two points for sixth and seventh places. Dartmouth rounded out the eight-team league with 25 points.

### IVY PRESEASON POLL

#### 2024 IVY LEAGUE PRESEASON POLL

Two Votes Per Program

SCHOOL (First-Place Votes)	POINTS
1. Penn (16)	128
2. Columbia	101
3. Harvard	97
4. Princeton	87
5. Yale	66
► 6. Cornell	37
7. Brown	35
8. Dartmouth	25

## WALK THIS WAY

► Junior infielder **MAX JENSEN** enters this weekend with a 0.43 strikeout-to-walk ratio, which is second behind Brown's Mark Henshon (0.40 — two walks to five strikeouts) among Ivy League hitters, according to data compiled by D1Baseball.com. Along with Henshon and Jensen, Harvard's Ben Rounds (0.55), Dartmouth's Elliot Krewson (0.71), Brown's Reece Rappoli (0.80), and Columbia's Hunter Snyder (0.91) have sub-1.00 strikeout-to-walk ratios.

► Jensen's 16.3 percent walk rate (seven walks in 43 plate appearances) is the third-best average by an Ivy League batter. Columbia's Hunter Snyder (26.2 percent — 11 walks in 42 PAs) and Princeton's Jake Bold (23.0 percent — 17 walks in 74 PAs) have higher clips.



# CARSON MAYFIELD RHP #32

2024 STATS: 1-2, 9.82 ERA, 14.2 IP, 8 BB, 8 SO

Height / Weight: 6-5 / 200 lbs.  
Hometown: Annandale, Va.  
High School: Bishop O'Connell

Bats/Throws: R/R  
Year: Sophomore

## MAYFIELD'S CAREER STATS

	W	L	ERA	G	GS	CG	IP	H	R	ER	HR	BB	SO	GDP	WHIP	AVG
2023	1	2	4.89	18	0	0	46.0	49	36	25	6	12	38	3	1.33	.266
2024	1	2	9.82	4	4	0	14.2	19	16	16	3	8	8	2	1.84	.306
TOTALS	2	4	6.08	22	4	0	60.2	68	52	41	9	20	46	5	1.45	.276

## NEWS & NOTES ON MAYFIELD

► **THIS WEEKEND:** Scheduled to make fifth start of career and season, while appearing in 23rd career game.

► **LAST TIME OUT:** Earned first victory of the season after pitching five innings of work, allowing two runs on five hits ... issued just one walk and struck out a trio of Richmond batters ... 71.1 percent of his 59 pitches went for strikes (42).

► **AGAINST PRINCETON:** Ended up as the losing pitcher after appearing out of bullpen against the Tigers on April 21 of last year ... allowed five runs (two earned) on five hits over five innings of work ... walked two batters and matched his single-game high for strikeouts with five.

## MAYFIELD AGAINST PRINCETON

DATE	W-L	SCORE	IP	H	R	ER	HR	BB	SO	HBP	WP	BK	P/S	S%	LEFT
4/21/2023*	L	8-11	5.0	5	5	2	2	2	5	0	0	0	73/41	56.2%	—

► **2023:** Served as one of Cornell's go-to relievers, tying **SPENCER EDWARDS** for the most appearances on season (18) ... logged 46 innings while striking out 38 and issuing just 12 walks ... posted 1-2 record with a team-leading 4.89 ERA ... struck out a season-high five batters on two occasions (March 18 at George Mason and April 21 vs. Princeton) ... recorded first collegiate save at Yale (March 24) before collecting first victory over Columbia in following weekend (April 2) ... also earned second save at Dartmouth (May 6).

► **PRIOR TO CORNELL:** Four-year letterwinner in baseball at Falls Church and Bishop O'Connell ... named MVP at 2022 Mingo Bay Classic Tournament, where team claimed championship ... two-time captain (Falls Church - 2020; Bishop O'Connell - 2022) ... tabbed Second Team All-Region as a right-handed pitcher in 2019 while at Falls Church ... earned pair of First Team honors, being named First Team Division I All-State in 2021 and First Team All-WCAC in 2022 ... member of Expanded Services Mentoring Program at Bishop O'Connell in 2021-22.

► **PERSONAL:** Son of Jeff and Ann Mayfield, and has an older brother ... currently enrolled in the College of Arts and Sciences.

## MAYFIELD'S 2024 GAME LOG

DATE/OPP	W/L	SCORE	IP	H	R	ER	HR	BB	SO	P/K	LEFT
2/23 at GT	ND	6-9	3.0	4	2	2	0	3	2	81/50	1-2
3/1 at JMU	L	1-5	5.1	4	3	3	2	1	3	78/45	1-2
3/10 (1) at GTWN	L	6-24	1.1	6	9	9	0	3	0	44/20	0-8
3/16 at RIC	W	9-3	5.0	5	2	2	1	1	3	59/42	3-2
TOTALS	1-2	9.82	14.2	19	16	16	3	8	8	262/157	59.9%

\* — denotes relief appearance

## MAYFIELD'S 2024 SPLITS

SPLIT	W	L	G	GS	IP	H	R	ER	HR	BB	SO	ERA	AVG
Total	1	2	4	4	14.2	19	16	16	3	8	8	9.82	.306
Home	—	—	—	—	—	—	—	—	—	—	—	—	—
Away	1	2	4	4	14.2	19	16	16	3	8	8	9.82	.306
Neutral	—	—	—	—	—	—	—	—	—	—	—	—	—
Day	1	2	4	4	14.2	19	16	16	3	8	8	9.82	.306
Night	—	—	—	—	—	—	—	—	—	—	—	—	—
Starter	1	2	4	4	14.2	19	16	16	3	8	8	9.82	.306
Reliever	—	—	—	—	—	—	—	—	—	—	—	—	—
February	0	0	1	1	3.0	4	2	2	0	3	2	6.00	.286
March	1	2	3	3	11.2	15	14	14	3	5	6	10.80	.313
April	—	—	—	—	—	—	—	—	—	—	—	—	—
May	—	—	—	—	—	—	—	—	—	—	—	—	—

## MAYFIELD'S 2024 SPLITS vs. LHB/RHB

	BF	AB	H	2B	3B	HR	BB	SO	AVG	OBP	SLG	OPS
Total	71	62	19	2	2	3	8	8	.306	.394	.548	.943
vs. LHB	26	24	7	0	0	0	2	2	.292	.346	.292	.638
vs. RHB	45	38	12	2	2	3	6	6	.316	.422	.711	1.133

## SINGLE-GAME HIGHS & LOWS

2024	CAREER
5.1, at James Madison (3/1)	IP 5.1, at James Madison (3/1/24)
6, at Georgetown (3/10 - G1)	H 10, at VCU (3/10/23)
9, at Georgetown (3/10 - G1)	R 9, at Georgetown (3/10/24 - G1)
9, at Georgetown (3/10 - G1)	ER 9, at Georgetown (3/10/24 - G1)
3, (2x), Last: at Georgetown (3/10 - G1)	BB 3, (2x), Last: at Georgetown (3/10/24 - G1)
3, (2x), Last: at Richmond (3/16)	SO 5, (2x), Last: vs. Princeton (4/21/23)
2, at James Madison (3/1)	HR 2, (3x), Last: at James Madison (3/1/24)
—	CG —
—	SHO —
—	W STREAK —
2 games (3/3/24 - 3/10/24)	L STREAK 2 games (3/3/24 - 3/10/24)

NOTE: Bold denotes active streak





**NOAH KELLER** LHP

**#16**

2024 STATS: 0-1, 6.48 ERA, 8.1 IP, 12 BB, 9 SO

Height / Weight: 6-1 / 210 lbs.

Hometown: Goodrich, Mich.

High School: Goodrich

Bats/Throws: L/L

Year: Sophomore

KELLER'S CAREER STATS																
	W	L	ERA	G	GS	CG	IP	H	R	ER	HR	BB	SO	GDP	WHIP	AVG
2023	2	5	5.37	12	11	0	52.0	57	35	31	4	29	50	3	1.65	.281
2024	0	1	6.48	4	0	0	8.1	11	13	6	0	12	9	0	2.76	.306
TOTALS	2	6	5.52	16	11	0	60.1	68	48	37	4	41	59	3	1.81	.285

**NEWS & NOTES ON KELLER**

► **THIS WEEKEND:** Slated to make first start of season and his fifth appearance of 2024 ... his start will be the 12th of his collegiate career, while making his 17 career outing on the mound.

► **LAST TIME OUT:** Allowed three baserunners (one hit, two walks) over three shutout innings of relief against Richmond last Friday ... registered season-high five strikeouts during the outing.

► **AGAINST PRINCETON:** Yielded five runs on seven hits over four innings in first weekend at Cornell's brand-new, off-campus facility, Booth Field ... issued three walks and also struck out three batters in the outing.

**KELLER AGAINST PRINCETON**

DATE	W-L	SCORE	IP	H	R	ER	HR	BB	SO	HBP	WP	BK	P/S	S%	LEFT
4/22/2023	L	0-11	4.0	7	5	5	0	3	3	0	2	0	82/44	53.7%	0-5

► **2023:** Started in 11 of his 12 appearances ... his 11 starts matched classmate Ethan Hamill for the most starts by a freshman pitcher in Cornell history ... posted 2-5 record with 5.37 ERA while striking out 50 in 52 innings of work ... registered three quality outings, including back-to-back contests against Brown (April 8 - 7 IP, 1 ER) and Harvard (April 15 - 7 IP, 2 ER) ... struck out season-high seven batters on three occasions (Yale - March 26; Brown - April 8; Harvard - April 15).

► **PRIOR TO CORNELL:** Four-year letterwinner in baseball at Goodrich HS ... three-time All-Conference selection (2019, 2021, 2022) and two-time All-State selection (2021, 2022) ... named to 2022 All-State Dream Team.

► **PERSONAL:** Son of Brent and Adrienne Keller, and has two younger siblings ... enrolled in the School of Industrial and Labor Relations.

KELLER'S 2024 GAME LOG												
DATE/OPP	W/L	SCORE	IP	H	R	ER	HR	BB	SO	P/K	LEFT	
2/23 at GT*	L	6-9	3.1	3	4	0	0	5	3	73/37	—	
3/1 at JMU*	ND	1-5	2.0	4	2	2	0	1	1	35/20	—	
3/10 (1) at GTWN*	ND	6-24	0.0	3	7	4	0	4	0	31/14	—	
3/15 at RIC*	ND	4-8	3.0	1	0	0	0	2	5	54/28	—	
TOTALS	0-1	6.48	8.1	11	13	6	0	12	9	193/99	51.3%	

\* — denotes relief appearance

KELLER'S 2024 SPLITS															
SPLIT	W	L	G	GS	IP	H	R	ER	HR	BB	SO	ERA	AVG		
Total	0	1	4	0	8.1	11	13	6	0	12	9	6.48	.306		
Home	—	—	—	—	—	—	—	—	—	—	—	—	—		
Away	0	1	4	0	8.1	11	13	6	0	12	9	6.48	.306		
Neutral	—	—	—	—	—	—	—	—	—	—	—	—	—		
Day	0	1	4	0	8.1	11	13	6	0	12	9	6.48	.306		
Night	—	—	—	—	—	—	—	—	—	—	—	—	—		
Starter	—	—	—	—	—	—	—	—	—	—	—	—	—		
Reliever	0	1	4	0	8.1	11	13	6	0	12	9	6.48	.306		
February	0	1	1	0	3.1	3	4	0	0	5	3	0.00	.231		
March	0	0	3	0	5.0	8	9	6	0	7	6	10.80	.348		
April	—	—	—	—	—	—	—	—	—	—	—	—	—		
May	—	—	—	—	—	—	—	—	—	—	—	—	—		

KELLER'S 2024 SPLITS vs. LHB/RHB												
	BF	AB	H	2B	3B	HR	BB	SO	AVG	OBP	SLG	OPS
Total	48	36	11	3	0	0	12	9	.306	.479	.389	.868
vs. LHB	13	10	2	0	0	0	3	4	.200	.385	.200	.585
vs. RHB	35	26	9	3	0	0	9	5	.346	.514	.462	.976

SINGLE-GAME HIGHS & LOWS		
	2024	CAREER
	3.1, at Georgia Tech (2/23)	IP 7.0, (2x), Last: at Harvard (4/15/23)
	4, at James Madison (3/1)	H 8, at Dartmouth (5/7/23)
	7, at Georgetown (3/10 - G1)	R 7, at Georgetown (3/10/24 - G1)
	4, at Georgetown (3/10 - G1)	ER 6, (2x), Last: at VCU (3/10/23)
	5, at Georgia Tech (2/23)	BB 5, (2x), Last: at Georgia Tech (2/23/24)
	5, at Richmond (3/15)	SO 7, (3x), Last: at Harvard (4/15/23)
	—	HR 1, (4x), Last: vs. Penn (4/29/23)
	—	CG —
	—	SHO —
	—	W STREAK —
	—	L STREAK 2 games (4/2/23 - 4/8/23)

NOTE: Bold denotes active streak



**ETHAN HAMILL** RHP

2024 STATS: 0-1, 7.43 ERA, 13.1 IP, 7 BB, 7 SO

Height / Weight: 6-3 / 200 lbs.

Hometown: Chester, Va.

High School: Thomas Dale

Bats/Throws: R/R

Year: Sophomore

#13

HAMILL'S CAREER STATS

	W	L	ERA	G	GS	CG	IP	H	R	ER	HR	BB	SO	GDP	WHIP	AVG
2023	2	6	7.38	11	11	0	50.0	69	50	41	12	28	27	3	1.94	.337
2024	0	1	7.43	4	1	0	13.1	17	15	11	5	7	7	2	1.80	.298
TOTALS	2	7	7.39	15	12	0	63.1	86	65	52	17	35	34	5	1.91	.328

NEWS & NOTES ON HAMILL

- **THIS WEEKEND:** Scheduled to make his second start in as many weekends, which also marks his 13th career start in 16 outings.
- **LAST TIME OUT:** Gave up five runs (three earned) on four hits over 4.1 innings of work in a loss to Richmond last Sunday ... gave up one home run while issuing a trio of walks and striking out one.
- **AGAINST PRINCETON:** Resulted in being the losing pitcher for the Big Red in its first weekend series at its brand-new, off-campus facility Booth Field ... allowed seven runs on eight hits, three of which were home runs ... walked just one and struck out a season-high six Tiger batters.

HAMILL AGAINST PRINCETON

DATE	W-L	SCORE	IP	H	R	ER	HR	BB	SO	HBP	WP	BK	P/S	S%	LEFT
4/22/2023	L	5-8	5.0	8	7	7	3	1	6	0	0	0	100/62	62.0%	5-7

- **2023:** Started in all 11 appearances, tying classmate **NOAH KELLER** for most starts by a freshman by a Cornell pitcher in a single season (**BRIAN WILLIAMSON** in 1996, **BRIAN McAFEE** in 2012) ... posted 2-6 record with 7.38 ERA ... lone quality start of season came at George Mason on March 18 (6 IP, 1 ER) ... registered first collegiate victory in road win at Harvard on April 15 ... fanned season-high six batters over 5 IP against Princeton (April 22).
- **PRIOR TO CORNELL:** Earned four letters in baseball at Thomas Dale HS ... named an All-Region and All-Metro selection in 2022 ... two-time district champion (2021 and 2022) ... awarded 2022 US Army Reserve National Scholar-Athlete Award ... nominated for 2022 Richmond Sports Backers Male Scholar-Athlete of the Year ... also earned three varsity letters in football and one letter in volleyball.
- **PERSONAL:** Son of Greg and Donna Hamill ... enrolled in the College of Agriculture and Life Sciences.

CORNELL RECORD BOOK

MOST STARTS BY A FRESHMAN PITCHER  
*On Record in Cornell History*

PLAYER	SEASON	STARTS
Brian Williamson	1996	11
Brian McAfee	2012	11
► Ethan Hamill	2023	11
► Noah Keller	2023	11

HAMILL'S 2024 GAME LOG

DATE/OPP	W/L	SCORE	IP	H	R	ER	HR	BB	SO	P/K	LEFT
2/24 at GT*	SV	11-4	4.0	3	2	2	2	1	2	58/36	—
3/2 at JMU*	ND	5-7	4.1	5	2	2	2	1	2	78/53	—
3/10 (2) at GTWN*	ND	0-20	0.2	5	6	4	0	2	2	33/18	—
3/17 at RIC	L	4-8	4.1	4	5	3	1	3	1	86/46	2-5
TOTALS	0-1	7.43	13.1	17	15	11	5	7	7	255/153	60.0%

\* — denotes relief appearance

HAMILL'S 2024 SPLITS

SPLIT	W	L	G	GS	IP	H	R	ER	HR	BB	SO	ERA	AVG
Total	0	1	4	1	13.1	17	15	11	5	7	7	7.43	.298
Home	—	—	—	—	—	—	—	—	—	—	—	—	—
Away	0	1	4	1	13.1	17	15	11	5	7	7	7.43	.298
Neutral	—	—	—	—	—	—	—	—	—	—	—	—	—
Day	0	1	4	1	13.1	17	15	11	5	7	7	7.43	.298
Night	—	—	—	—	—	—	—	—	—	—	—	—	—
Starter	0	1	1	1	4.1	4	5	3	1	3	1	6.23	.235
Reliever	0	0	3	0	9.0	13	10	8	4	4	6	8.00	.325
February	0	0	1	0	4.0	3	2	2	2	1	2	4.50	.214
March	0	1	3	1	9.1	14	13	9	3	6	5	8.68	.326
April	—	—	—	—	—	—	—	—	—	—	—	—	—
May	—	—	—	—	—	—	—	—	—	—	—	—	—

HAMILL'S 2024 SPLITS vs. LHB/RHB

	BF	AB	H	2B	3B	HR	BB	SO	AVG	OBP	SLG	OPS
Total	67	57	17	2	1	5	7	7	.298	.403	.632	1.035
vs. LHB	19	15	6	2	0	0	4	2	.400	.526	.533	1.060
vs. RHB	48	42	11	0	1	5	3	5	.262	.354	.667	1.021

SINGLE-GAME HIGHS & LOWS

	2024	CAREER
4.1, (2x), Last: at Richmond (3/17)	IP	6.0, (2x), Last: vs. Penn (4/28/23)
5, (2x), Last: at Georgetown (3/10 - G2)	H	11, at VCU (3/11/23)
6, at Georgetown (3/10 - G2)	R	9, vs. Brown (4/8/23)
4, at Georgetown (3/10 - G2)	ER	8, at VCU (3/11/23)
3, at Richmond (3/17)	BB	6, at Dartmouth (5/6/23)
2, (3x), Last: at Georgetown (3/10 - G2)	SO	6, vs. Princeton (4/22/23)
2, (2x), Last: at James Madison (3/3)	HR	3, (2x), Last: vs. Princeton (4/22/23)
—	CG	—
—	SHO	—
—	W STREAK	—
—	L STREAK	3 games, 2/25/23 - 3/11/23

NOTE: Bold denotes active streak

IVY LEAGUE HONORS

DATE	AWARD	PLAYER (SCHOOL)
Feb. 26	Player	Davis Baker (Penn)
	Pitcher	Andy Leon (Columbia)
	Rookie	Miles Newsome (Brown)
March 4	Player	Jack Cooper (Columbia)
	Pitcher	Sean Matson (Harvard)
	Rookie	Nick Spaventa (Penn)
March 11	Player	Matt Giberti (Harvard)
	Pitcher	Jack Seppings (Brown)
	Rookie	Nick Spaventa (Penn)
March 18	Player	Ryan Taylor (Penn)
	Pitcher	Cole Zaffiro (Penn)
	Rookie	Marco Dumsky (Dartmouth)

IVY LEAGUE STANDINGS AND SCHEDULES

as of 3/21/24		IVY LEAGUE				OVERALL						
OPPONENT	W-L	PCT	GB	STREAK	W-L	PCT	STREAK	HOME	AWAY	NEUTRAL	RPI	
Brown	0-0	.000	—	—	4-10	.286	L5	0-3	4-7	0-0	267	
Cornell	0-0	.000	—	—	2-9	.182	L1	0-0	2-9	0-0	153	
Columbia	0-0	.000	—	—	4-11	.267	W1	4-0	0-9	0-2	181	
Dartmouth	0-0	.000	—	—	4-8	.333	W1	0-0	4-8	0-0	73	
Harvard	0-0	.000	—	—	2-11	.154	L4	0-0	1-9	1-2	214	
Penn	0-0	.000	—	—	8-9	.471	W2	4-1	4-8	0-0	124	
Princeton	0-0	.000	—	—	4-12	.250	W1	0-0	4-12	0-0	100	
Yale	0-0	.000	—	—	3-11	.214	W1	1-1	2-10	0-0	291	

LAST WEEK'S SCORES

Monday, March 11

Richmond 24, Princeton 8

Tuesday, March 12

Princeton 10, Old Dominion 8

Santa Clara 14, Columbia 8

Wednesday, March 13

Old Dominion 12, Princeton 1

Penn 8, Villanova 3

E. Tennessee St. 14, Harvard 4

Sacred Heart 6, Yale 2

Dartmouth 3, Long Beach St. 0

Thursday, March 14

LMU 7, Dartmouth 5

Friday, March 15

Richmond 8, Cornell 4

#11 East Carolina 17, Columbia 3

LMU 28, Dartmouth 4

VCU 11, Princeton 7

Saturday, March 16

Cornell 9, Richmond 3

#11 East Carolina 8, Columbia 0

Bryant 17-3, Brown 8-2

Dartmouth 10, LMU 8

Penn 8-3, Lafayette 1-6

VCU 7, Princeton 1

W. Carolina 4-19, Harvard 2-12

Yale 10-0, UMBC 5-7

Sunday, March 17

Richmond 8, Cornell 4

#11 East Carolina 8, Columbia 6

Bryant 6, Brown 3

Dartmouth 10, LMU 2

Penn 22, Lafayette 8

Princeton 15, VCU 11

UMBC 16, Yale 5

Western Carolina 8, Harvard 5

THIS WEEK'S SCORES

Monday, March 18

Pomona-Pitzer 9, Dartmouth 3 (8)

Tuesday, March 12

Binghamton at Cornell, ppd.

Holy Cross 13, Brown 11

Columbia 12, Hofstra 8

Dartmouth 18, Cal. Baptist 12

Wednesday, March 20

Penn 12, Lehigh 11

Yale 6, Quinnipiac 1

Friday, March 22

Cornell at Princeton, 12:00 (DH)

Harvard at Columbia, 11:30 a.m. (DH)

Brown at Penn, 11:30 a.m. (DH)

Dartmouth at Yale, 1:00 (DH)

Saturday, March 23

Cornell at Princeton, 12:00

Sunday, March 24

Harvard at Columbia, 12:00

Brown at Penn, 12:00

Dartmouth at Yale, 12:00



## BOOTH FIELD



After spending over 100-plus years at Hoy Field, Cornell's legendary, and storied, on-campus field, the Cornell baseball team officially moved to Booth Field, the program's brand-new, \$17.5 million off-campus facility on Friday, April 21, 2023.

Booth Field is named in honor of former Cornell pitcher **RICH BOOTH '82**, who has shown “extraordinary leadership and generosity — much of its anonymous — over the last four decades.”

The facility features many state-of-the-art amenities for the Cornell baseball team, including a 1500-square foot team room and lounge, 1500-square foot locker room, and a 7000-square foot indoor area for batting cages and pitching mounds. A nutrition station, Hall of Fame area, and a coaches room is included at the facility, which was completed this past summer.

### BOOTH FIELD FIRSTS [ALL OCCURRED ON 4/7/23 UNLESS DENOTED]

**GAME:** Friday, April 21, 2023 (Princeton 11, Cornell 8)

**CORNELL WIN:**

**ATTENDANCE:** 397

**TIME OF GAME | TEMPERATURE:** 2:21 | 84°F

**FIRST PITCH:** 3:33 p.m. by Spencer Edwards, Cornell; fastball, ball

**BATTER:** Matt Scannell, Princeton (homered)

**PLATE UMPIRE:** Mike Lum

**HIT:** Home run by Matt Scannell, 1st inning, none on

**RUN:** Matt Scannell, Princeton (homered)

**SINGLE:** Brendan Cumming, Princeton, 1st inning

**DOUBLE:** Max Jensen, Cornell, 1st inning

**TRIPLE:** Jakobi Davis, Cornell, 2nd inning

**FIRST RBI:** Matt Scannell, Princeton, 1st inning (homered)

**HOME RUN:** Matt Scannell, Princeton, (1st inning off Spencer Edwards)

**TWO-RUN HOME RUN:** Kyle Vinci, Princeton, (4th inning off Spencer Edwards)

**THREE-RUN HOME RUN:** Kyle Vinci, Princeton, (7th inning off Carson Mayfield)

**GRAND SLAM:** Kyle Vinci, Princeton, 4/8/23, (7th inning off Von Baker)

**PINCH-HIT HOME RUN:** Never happened

**INSIDE-THE-PARK HOME RUN:** Never happened

**WINNING PITCHER:** Jackson Emus, Princeton (starter)

**LOSING PITCHER:** Spencer Edwards, Cornell (starter)

**SAVE:** Jacob Faulkner, Princeton

**PUTOUT:** Matt Barnhorst, Cornell (first out of 6-4-3 DP)

**ASSIST:** Ryan Porter, Cornell (GIDP to shortstop)

**ERROR:** Noah Granet, Princeton, fielding

**CG SHUTOUT:** Tom Chmielewski, Princeton, 4/8/23

**9-INNING CG SHO:** Has not happened

**WALK:** Cornell's John Quinlan by Princeton's Jackson Emus, 1st inning

**STRIKEOUT:** Princeton's Kyle Vinci by Cornell's Spencer Edwards, 1st inning

**STOLEN BASE:** Scott Bandura, Princeton, 4th inning

**DOUBLE PLAY:** Porter to Barnhorst to Jensen, Cornell, 1st inning

**TRIPLE PLAY:** Has not happened

**BALK:** Has not happened

**ONE-HITTER:** Has not happened

**NO-HITTER:** Has not happened



DAILY BATTING LOGS

PLAYER	2/23 at GT	2/24 at GT	2/25 at GT	3/1 at JMU	3/2 at JMU	3/3 at JMU	3/10 (1) at GTWN	3/10 (2) at GTWN	3/15 at RIC	3/16 at RIC	3/17 at RIC	3/22 (1) at PRIN	3/22 (2) at PRIN	3/23 at PRIN
Matt Barnhorst	k1kww		1kww2	1k1o	ko1o		ofok	ed	ok1ww	o1k14	k4eo1			
Owen Carlson		ko1o				kww		1	ok	21wko	ko1o1			
Jakobi Davis	wkk1	kkwk	kk1o	kkh		3kkk	howk		2ook	o1bkk	oko1			
Kevin Hager		k1c		dooo	koco	okow		o		ooh2o	o			
Huxley Holcombe								o						
William Jaun	kkwoo	kk2o		oooo			1oe			1oow				
Max Jensen	wo1ww	hkwhk	ooob	2oo1	ko3o	ooo4	dohwo	ooow	wo12o	1d				
Luke Johnson	2kooo		ooo2h	ookc	1ko1c	ohok		kkkk	oo1ok	1oo				
Braden Mack	2	o	ooho1			ooko	1f11o		ooo	1	hhoo1			
Jackson Marko														
Kyle Musser														
Ryan Porter	ck1wk		11kkk	cooo	ko2o		woowo	okd	ekw1					
Mark Quatrani		kk14			okok			kod			od3w			
John Quinlan		ood1			k2o1	1woo		ook		okoo4	khoo			
TJ Swidorski	oowb		F1kkk				ko22	ow	o1khk		1hkko			
Beck Urofsky							k							
Matthew Walters														
Nathan Waugh	wk1oo	11ok	4okkW	1okk	kk1k	k2dk	ewdw1	o11	k4k1w	k4k1k	oow1o			
Caden Wildman	oowo1	k1ok	12kke	wo1w	howk	12oo	k1oko	kd1	oooo1	kwh14	ooo1k			

KEY: 1-Single, 2-Double, 3-Triple, 4-Home Run, o-Out, k-Strikeout, w-Walk, W-Int. Walk, h-Hit by Pitch, e-Reached on Error, b-Sac Bunt, F-Sac Fly, c-Fielder's Choice, d-Double Play;  
NOTE: Shading denotes started game; read left-to-right for first-to-last AB.

2024 BIG RED HOME RUNS

PLAYER	HR	vL	vR	HOME	ROAD/NEUTRAL	0	1	2	3	0	1	2	TIED GAME	GO AHEAD	LF	LC	CF	RC	RF	TEAM W-L	LAST HR DATE / OPP	PITCHER	AB SINCE
Matt Barnhorst	2	—	2	—	2	—	2	—	—	1	1	—	1	—	1	1	—	—	—	1-1	3/17/24 at Richmond	Kraemer	3
Owen Carlson	—	—	—	—	—	—	—	—	—	—	—	—	—	—	—	—	—	—	—	—	—	—	—
Jakobi Davis	—	—	—	—	—	—	—	—	—	—	—	—	—	—	—	—	—	—	—	—	4/21/23 vs. Princeton	Kim	58
Kevin Hager	—	—	—	—	—	—	—	—	—	—	—	—	—	—	—	—	—	—	—	—	—	—	—
Huxley Holcombe	—	—	—	—	—	—	—	—	—	—	—	—	—	—	—	—	—	—	—	—	—	—	—
William Jaun	—	—	—	—	—	—	—	—	—	—	—	—	—	—	—	—	—	—	—	—	—	—	—
Max Jensen	1	1	—	—	1	1	—	—	—	—	—	1	—	—	—	—	—	1	—	0-1	3/3/24 at JMU	Kinsler	12
Luke Johnson	—	—	—	—	—	—	—	—	—	—	—	—	—	—	—	—	—	—	—	—	—	—	—
Braden Mack	—	—	—	—	—	—	—	—	—	—	—	—	—	—	—	—	—	—	—	—	—	—	—
Jackson Marko	—	—	—	—	—	—	—	—	—	—	—	—	—	—	—	—	—	—	—	—	—	—	—
Kyle Musser	—	—	—	—	—	—	—	—	—	—	—	—	—	—	—	—	—	—	—	—	—	—	—
Ryan Porter	—	—	—	—	—	—	—	—	—	—	—	—	—	—	—	—	—	—	—	—	4/28/23 vs. Penn	Zaffiro	33
Mark Quatrani	1	—	1	—	1	1	—	—	—	1	—	—	—	—	—	—	—	—	1	0-1	2/24/24 at Ga. Tech	Gaudette	10
John Quinlan	1	—	1	—	1	1	—	—	—	—	1	—	—	—	—	—	—	1	—	1-0	3/16/24 at Richmond	Rodriguez	3
TJ Swidorski	—	—	—	—	—	—	—	—	—	—	—	—	—	—	—	—	—	—	—	—	2/25/23 at JMU	Murphy	66
Beck Urofsky	—	—	—	—	—	—	—	—	—	—	—	—	—	—	—	—	—	—	—	—	—	—	—
Matthew Walters	—	—	—	—	—	—	—	—	—	—	—	—	—	—	—	—	—	—	—	—	—	—	—
Nathan Waugh	3	2	1	—	3	2	1	—	—	1	—	2	1	1	—	—	1	1	1	2-1	3/16/24 at Richmond	Reinke	7
Caden Wildman	1	—	1	—	1	1	—	—	—	1	—	—	—	—	1	—	—	—	—	1-0	3/16/24 at Richmond	Rodriguez	5

BIG RED MISCELLANEOUS BATTING

PLAYER	2	3	4	5+	TOTAL	CAREER	2	3	4	5+	TOTAL	CAREER	5-9	10-14	15+	ACTIVE	HIT STREAKS 2024 HIGH	CAREER HIGH	HITS INFIELD	BUNT
Matt Barnhorst	3	1	—	—	4	14	—	1	1	—	2	7	—	—	—	3	4, (2/23 - 3/2)	5, 2022	—	—
Owen Carlson	2	—	—	—	2	2	—	—	—	—	—	—	—	—	—	2	2, (3/16 - 3/17)	2, 2024	—	1
Jakobi Davis	—	—	—	—	—	8	—	—	—	—	—	6	—	—	—	3	3, (3/15 - 3/17)	6, (2x), Last: 2023-24	2	—
Kevin Hager	—	—	—	—	—	—	—	—	—	—	—	—	—	—	—	0	1, (2x), Last: 3/16	—	—	—
Huxley Holcombe	—	—	—	—	—	—	—	—	—	—	—	—	—	—	—	—	—	—	—	—
William Jaun	—	—	—	—	—	—	—	—	—	—	—	—	—	—	—	2	2, (3/10 - 3/16)	2, 2024	1	—
Max Jensen	2	—	—	—	2	21	—	—	—	—	—	11	—	—	—	2	3, (3/1 - 3/3)	8, 2022	—	—
Luke Johnson	1	—	—	—	1	1	1	—	—	—	1	1	—	—	—	2	2, (2x), Last: 3/15 - 3/16	2, (2x), Last: 2024	—	—
Braden Mack	—	1	—	—	1	2	1	—	—	—	1	1	—	—	—	2	2, (3/16 - 3/17)	2, 2024	—	—
Jackson Marko	—	—	—	—	—	—	—	—	—	—	—	—	—	—	—	—	—	—	—	—
Kyle Musser	—	—	—	—	—	1	—	—	—	—	—	2	—	—	—	—	—	4, 2023	—	—
Ryan Porter	1	—	—	—	1	12	1	—	—	—	1	9	—	—	—	1	2, (2/23 - 2/25)	4, 2022-23	1	—
Mark Quatrani	1	—	—	—	1	1	—	—	—	—	—	—	—	—	—	1	1, (2x), Last: (3/17)	—	—	—
John Quinlan	1	—	—	—	1	9	—	—	—	—	—	1	—	—	—	0	4, (2/24 - 3/16)	7, 2023-24	1	—
TJ Swidorski	1	—	—	—	1	4	—	1	—	—	1	2	—	—	—	2	2, (2x), Last: 3/16 - 3/17	3, 2023	—	—
Beck Urofsky	—	—	—	—	—	—	—	—	—	—	—	—	—	—	—	—	—	—	—	—
Matthew Walters	—	—	—	—	—	—	—	—	—	—	—	—	—	—	—	—	—	—	—	—
Nathan Waugh	4	—	—	—	4	21	1	1	—	—	2	12	1	1	—	15	11, (2/23 - 3/17)	15, 2023-24	—	—
Caden Wildman	3	—	—	—	3	3	—	—	—	—	—	—	1	—	—	6	6, (3/3 - 3/17)	6, 2024	3	1

Bold denotes active streak

BIG RED W-L RECORD BY LINEUP CARD

PLAYER	BATTING ORDER (STARTS)									BY POSITION (STARTS)								
	1ST	2ND	3RD	4TH	5TH	6TH	7TH	8TH	9TH	C	1B	2B	3B	SS	LF	CF	RF	DH
Matt Barnhorst	—	—	—	—	—	1-2	1-4	0-1	—	—	—	2-7	—	—	—	—	—	—
Owen Carlson	—	0-2	—	—	—	—	1-0	0-1	—	—	—	0-2	0-1	—	—	—	—	1-0
Jakobi Davis	—	—	—	—	—	0-2	—	0-1	2-4	—	—	—	—	—	—	2-7	—	—
Kevin Hager	—	—	—	—	—	—	0-1	1-2	0-1	—	—	—	—	1-4	—	—	—	—
William Jaun	—	—	—	0-4	1-0	—	—	—	—	—	1-2	—	—	—	—	—	—	0-2
Max Jensen	—	2-7	—	0-1	—	—	—	—	—	—	1-6	—	1-2	—	—	—	—	—
Luke Johnson	1-6	—	—	—	—	—	—	—	—	—	—	—	1-6	—	—	—	—	—
Braden Mack	—	—	—	1-0	0-2	0-2	—	—	—	0-1	0-1	—	—	—	—	—	—	1-2
Jackson Marko	—	—	—	—	—	—	—	—	—	—	—	—	—	—	—	—	—	—
Kyle Musser	—	—	—	—	—	—	—	—	—	—	—	—	—	—	—	—	—	—
Ryan Porter	0-1	—	—	—	1-4	—	—	0-1	—	—	—	—	—	—	1-4	—	0-2	—
Mark Quatrani	—	—	—	—	—	0-1	0-1	0-2	—	0-4	—	—	—	—	—	—	—	—
John Quinlan	1-2	—	—	—	—	—	—	—	0-3	—	—	—	—	—	1-5	—	—	—
TJ Swidorski	—	—	—	—	—	0-1	0-2	1-1	0-1	—	—	—	—	1-5	—	—	—	—
Beck Urofsky	—	—	—	—	—	—	—	—	—	—	—	—	—	—	—	—	—	—
Matthew Walters	—	—	—	—	—	—	—	—	—	—	—	—	—	—	—	—	—	—
Nathan Waugh	—	—	2-9	—	—	—	—	—	—	2-4	—	—	—	—	—	—	—	0-5
Caden Wildman	—	—	—	1-4	0-3	1-1	0-1	—	—	—	—	—	—	—	—	0-2	2-7	—

BIG RED STARTING PITCHER RUN SUPPORT

	RUN		RUN SUPPORT	TOTAL RUNS	TOTAL RUNS	TEAM	QUALITY
PLAYER	GS	SUPPORT	PER 9 IP	IN STARTS	PER START	W-L	STARTS
William Jaun	4	14	8.22	20	5.00	1-3	0
Carson Mayfield	4	5	1.86	13	4.33	1-3	0
Ethan Hamill	1	2	4.15	4	4.00	0-1	0
Von Baker	1	0	0.00	5	5.00	0-1	0
Huxley Holcombe	1	0	0.00	2	2.00	0-1	0
TOTALS	11	21	5.30	53	4.82	2-9	0

RUNS BY INNING

	1	2	3	4	5	6	7	8	9	10	11	12	13	14	15	TOTAL
BIG RED	3	1	7	7	3	9	11	2	10	—	—	—	—	—	—	53
OPPONENTS	24	21	1	14	14	15	7	10	2	—	—	—	—	—	—	108
DIFFERENCE	-21	-20	+6	-7	-11	-6	+4	-8	+8	—	—	—	—	—	—	-55

VICTORY MARGIN

	1	2	3	4	5	6	7	8	9	10	11	12	13	14	15+
BIG RED	—	—	—	—	—	1	1	—	—	—	—	—	—	—	—
OPPONENTS	—	1	2	3	—	—	—	—	—	1	—	—	—	—	2

BIG RED MULTI-RUN INNINGS

	TIMES	LAST TIME
2 Runs	3	3/17 at Richmond (4th inning, 1 hit)
3 Runs	5	3/16 at Richmond (4th inning, 4 hits; 9th inning, 3 hits)
4 Runs	2	3/3 at James Madison (3rd inning, 4 hits)
5 Runs	1	3/2 at James Madison (6th inning, 5 hits)
6 Runs	1	3/10 (G1) at Georgetown (7th inning, 3 hits)
7 Runs	0	—
8 Runs	0	—
9 Runs	0	—
10 Runs	0	—

BIG RED GAME DELAYS

DATE	OPPONENT	DELAY	REASON
------	----------	-------	--------

BIG RED 2024 PITCHING SPLITS

	W	L	SV	G	IP	H	R	ER	HR	BB	SO	ERA	AVG
Total	2	9	1	11	90.0	120	108	96	19	78	66	9.60	.318
Home	—	—	—	—	—	—	—	—	—	—	—	—	—
Away	2	9	1	11	90.0	120	108	96	19	78	66	9.60	.318
Neutral	—	—	—	—	—	—	—	—	—	—	—	—	—
Day	2	9	1	11	90.0	120	108	96	19	78	66	9.60	.318
Night	—	—	—	—	—	—	—	—	—	—	—	—	—
Starter	2	7	0	11	35.2	47	54	52	9	32	20	13.12	.296
Reliever	0	2	1	11	54.1	73	54	44	10	46	46	7.29	.335
February	1	2	1	3	25.0	30	25	21	8	24	19	7.56	.291
March	1	7	0	8	65.0	90	83	75	11	54	47	10.38	.328
April	—	—	—	—	—	—	—	—	—	—	—	—	—
May	—	—	—	—	—	—	—	—	—	—	—	—	—

BIG RED 2024 BATTING SPLITS

	AB	R	H	2B	3B	HR	RBI	BB	SO	AVG	OBP	SLG
Total	378	53	96	17	3	9	46	39	105	.254	.348	.386
Home	—	—	—	—	—	—	—	—	—	—	—	—
Away	378	53	96	17	3	9	46	39	105	.254	.348	.386
Neutral	—	—	—	—	—	—	—	—	—	—	—	—
Day	378	53	96	17	3	9	46	39	105	.254	.348	.386
Night	—	—	—	—	—	—	—	—	—	—	—	—
February	105	19	28	6	0	2	13	14	39	.267	.371	.381
March	273	34	68	11	3	7	33	25	66	.249	.339	.388
April	—	—	—	—	—	—	—	—	—	—	—	—
May	—	—	—	—	—	—	—	—	—	—	—	—

BIG RED LINEUP PRODUCTION

	AB	R	H	2B	3B	HR	RBI	BB	SO	AVG	OBP	SLG
1st	47	5	7	2	0	1	3	2	11	.149	.231	.255
2nd	38	9	10	2	1	0	2	9	5	.263	.440	.368
3rd	44	9	15	1	0	3	11	6	16	.341	.420	.568
4th	42	6	8	1	0	2	3	3	9	.190	.292	.357
5th	45	4	11	2	0	0	4	2	12	.244	.306	.289
6th	42	10	14	2	0	2	11	7	13	.333	.429	.524
7th	42	2	13	2	0	1	3	4	13	.310	.396	.429
8th	41	4	9	3	2	0	5	3	14	.220	.283	.390
9th	36	4	8	2	0	0	4	3	12	.222	.317	.278



## DAN PEPICELLI

9TH SEASON AT CORNELL

**Years in Role:** 9th Season as Head Coach

**College:** SUNY Cortland '90

**Coaching Location:** Dugout

**DAN PEPICELLI** was named the Ted Thoren Head Coach of Cornell Baseball on Aug. 10, 2015, and is currently in his ninth season at the helm of the Cornell baseball program.

Pepicelli's 85 wins as the Big Red's head coach stand as the fifth-most in program history and is three victories shy of assuming sole possession of fourth place in head coaching victories, trailing **TED THOREN** (515), **TOM FORD** (264), and **BILL WALKENBACH** (130).

Under Pepicelli's tutelage, Cornell has produced 21 All-Ivy League selections — including five First Team and eight Second Team selections. Four Big Red players have also been selected in the Major League Baseball Amateur Draft.

Before his arrival on East Hill, Pepicelli spent six seasons at Clemson where he had three coaching titles during his six-year stay. The final three years with the Tigers were as the associate head coach.

He became the Tigers' first pitching coach to lead a staff to Omaha in his first season with the squad. That year, Clemson's pitching staff posted the first of four consecutive seasons with an ERA under 4.00. Pepicelli recruited and developed Matt Crownover, who earned freshman All-America accolades in 2013 and ACC Pitcher of the Year honors in 2015, and was instrumental in assembling Baseball America's ninth-ranked recruiting class in 2015. In total, 10 Clemson pitchers were selected in the Major League Baseball Amateur Draft in Pepicelli's tenure at Clemson.

By joining the Big Red, Pepicelli returned home to upstate New York, where he previously had 11 years of head coaching experience at the Division III level between St. John Fisher and Hartwick.

After serving as an assistant coach for three seasons at Hartwick, Pepicelli was promoted to head coach for the 1999 season. Following his two-year tenure at Hartwick, Pepicelli was head coach and assistant athletic director at St. John Fisher for nine seasons (2001-09). Pepicelli was a two-time Empire 8 Coach of the Year (2001, 2007), with the latter coming when the Cardinals advanced to the NCAA Division III College World Series for the first time in program history.

Pepicelli's teams at St. John Fisher had winning records in each of his last seven seasons. His team garnered national recognition for sportsmanship in 2008 after a line-drive foul ball struck the opposing team's third-base coach in the head during the ninth inning of the play-in game of the 2008 ECAC Upstate Championship. Despite the fact the Cardinals were trailing, Pepicelli and the Cardinals elected to concede the game, ending any hope of clinching a berth an NCAA Tournament berth. The Committee on Sportsmanship and Ethical Conduct presented Pepicelli's team with the NCAA All-Divisions Sportsmanship Award.

Along with being the baseball coach at St. John Fisher, Pepicelli was the head strength and conditioning coach where he spent three years on the NCAA Competitive Safeguards Committee. He is a certified strength and conditioning specialist and is a member of the National Strength & Conditioning Association.

A native of Schenectady, N.Y., Pepicelli is married to the former Robyn Molloy, who played for and served as an assistant coach with the Syracuse women's soccer team. The couple has a daughter, Mia, and a son, Owen.

# #24

### PEPICELLI'S FILE

#### COACHING EXPERIENCE

1996-98	Hartwick (Assistant Coach)
1999-2000	Hartwick (Head Coach)
2001-09	St. John Fisher (Head Coach)
2010	Clemson (Assistant Coach)
2011-12	Clemson (Assistant Head Coach)
2013-15	Clemson (Associate Head Coach)
<b>2016-Pres.</b>	<b>Cornell (Head Coach)</b>

#### PLAYING EXPERIENCE

1987-88	Mohawk Valley Community College
1989	SUNY Oneonta
1990	SUNY Cortland

#### EDUCATION

##### SUNY Cortland

• B.S., Economics and Management, 1990

#### NCAA COACHING CAREER

SEASON	OVERALL	W-L%	CONF.	W-L%
<b>HARTWICK [1999-2000]</b>				
1999	9-22	.290	—	—
2000	12-18	.400	3-3	.500
<b>TOTAL</b>	<b>21-40</b>	<b>.344</b>	<b>3-3</b>	<b>.500</b>

##### ST. JOHN FISHER [2001-09]

2001	19-14	.576	6-2	.750
2002	15-19	.441	3-3	.500
2003	16-16	.500	4-4	.500
2004	27-14	.659	4-4	.500
2005	22-15	.595	5-3	.625
2006	26-15	.634	9-7	.563
2007	28-13	.683	7-5	.583
2008	25-14-2	.634	9-7	.563
2009	22-17	.564	8-8	.500
<b>TOTAL</b>	<b>200-137-2</b>	<b>.593</b>	<b>55-43</b>	<b>.561</b>

##### CORNELL [2016- PRES.]

2016	14-24	.368	7-13	.350
2017	21-17	.553	9-11	.450
2018	14-22-1	.392	9-12	.429
2019	14-24	.368	8-13	.381
2020	1-8	.111	—	—
2021	— NO SEASON (COVID-19 PANDEMIC) —			
2022	11-25	.306	5-16	.238
2023	9-26	.257	8-13	.381
2024	2-9	.182	0-0	.000
<b>TOTAL</b>	<b>86-155-1</b>	<b>.357</b>	<b>46-78</b>	<b>.371</b>
<b>OVERALL</b>	<b>307-332-3</b>	<b>.481</b>	<b>104-124</b>	<b>.456</b>



# #14

## TOM FORD

ASSOCIATE HEAD COACH  
34TH SEASON AT CORNELL



# #27

## JOHN TOPPA

ASSISTANT COACH  
2ND SEASON AT CORNELL



# #44

## JUSTIN DEVOID

VOLUNTEER ASSISTANT COACH  
2ND SEASON AT CORNELL



## THE LAST TIME...

### A CORNELL TEAM SCORED...

10+ Runs in a Game	11, at Georgia Tech (2/25/24 - W, 11-4)
15+ Runs in a Game	15, vs. Princeton (4/20/19 - G2 - W, 15-9)
20+ Runs in a Game	27, at Towson (4/5/17 - W, 27-14)
25+ Runs in a Game	27, at Towson (4/5/17 - W, 27-14)
5+ Runs in an Inning	6, at Georgetown (3/10/24 - G1 - T7 - L, 6-24)
6+ Runs in an Inning	6, at Georgetown (3/10/24 - G1 - T7 - L, 6-24)
7+ Runs in an Inning	7, at Harvard (4/15/23 - G1 - T4 - W, 11-6)
8+ Runs in an Inning	8, vs. Yale (4/2/22 - G2 - B7 - W, 12-9)
9+ Runs in an Inning	12, at Harvard (4/10/11 - G2 - T2 - W, 18-5)
10+ Runs in an Inning	12, at Harvard (4/10/11 - G2 - T2 - W, 18-5)
10+ Runs in Consecutive Games	10, at Columbia (4/2/23 - G2 - W, 13-8) 13, vs. Ithaca (4/4/23 - W, 13-3)
10+ Runs in 3+ Straight Games	15, at James Madison (3/15/14 - G1 - L, 15-16) 17, at James Madison (3/15/14 - G2 - W, 17-8) 14, at James Madison (3/16/14 - W, 14-8 - 10 inn.)
10+ Runs in 4+ Straight Games	16, at Virginia (4/7/1902 - W, 16-10) 10, at Navy (4/9/1902 - W, 10-6) 11, vs. Rochester (4/12/1902 - W, 11-1) 12, vs. Niagara (4/19/1902 - W, 12-4) 10, vs. Columbia (4/26/1902 - W, 10-7)

### A CORNELL TEAM RECORDED...

15+ Hits in a Game	16, at Richmond (3/16/24 - W, 9-3)
20+ Hits in a Game	28, at Towson (4/5/17 - W, 27-14)
25+ Hits in a Game	28, at Towson (4/5/17 - W, 27-14)
5+ Doubles in a Game	6, at Columbia (4/2/23 - G2 - W, 13-8)
6+ Doubles in a Game	6, at Columbia (4/2/23 - G2 - W, 13-8)
7+ Doubles in a Game	7, at George Mason (3/12/17 - W, 9-3)
8+ Doubles in a Game	9, at James Madison (3/15/14 - G1 - L, 15-16)
9+ Doubles in a Game	9, at James Madison (3/15/14 - G1 - L, 15-16)
2+ Triples in a Game	3, vs. Dartmouth (4/23/22 - G1 - W, 12-7)
3+ Triples in a Game	3, vs. Dartmouth (4/23/22 - G1 - W, 12-7)
4+ Triples in a Game	4, at Bucknell (3/4/00 - G2 - W, 8-6)
3+ Home Runs in a Game	4, at Richmond (3/16/24 - W, 9-3)
4+ Home Runs in a Game	4, at Richmond (3/16/24 - W, 9-3)
5+ Home Runs in a Game	5, at James Madison (3/15/14 - G1 - L, 15-16)
Leadoff Home Run	Adam Saks, at Harvard (4/13/19 - G2 - L, 1-7)
Back-to-Back Home Runs	Ryan Porter (2-run) & Matt Barnhorst (solo), vs. Harvard (3/25/22 - G2 - L, 5-11)
Back-to-Back-to-Back Home Runs	Chris Cruz (3-run), Spencer Scorza (solo), & Ryan Karl (solo), at James Madison (3/15/14 - G2 - W, 17-8)
Drew 10+ Walks in a Game	10, at Georgia Tech (2/23/24 - L, 6-9)
Drew 15+ Walks in a Game	16, at Bucknell (5/1/96 - G1 - W, 18-3)
Hit by 3+ Pitches in a Game	4, at Richmond (3/17/24 - L, 4-8)
Hit by 4+ Pitches in a Game	4, at Richmond (3/17/24 - L, 4-8)
Hit by 5+ Pitches in a Game	5, at Yale (4/5/14 - G2 - W, 6-4)
Hit by 6+ Pitches in a Game	7, at Penn (4/15/06 - G2 - W, 23-10)
Hit by 7+ Pitches in a Game	7, at Penn (4/15/06 - G2 - W, 23-10)
4+ Stolen Bases in a Game	5, vs. Princeton (4/22/23 - G1 - L, 5-8)
5+ Stolen Bases in a Game	5, vs. Princeton (4/22/23 - G1 - L, 5-8)
6+ Stolen Bases in a Game	7, at Coppin State (3/5/22 - G2 - W, 14-5)
7+ Stolen Bases in a Game	7, at Coppin State (3/5/22 - G2 - W, 14-5)
8+ Stolen Bases in a Game	9, at George Washington (3/9/14 - G2 - W, 8-1)
9+ Stolen Bases in a Game	9, at George Washington (3/9/14 - G2 - W, 8-1)
10+ Stolen Bases in a Game	10, vs. Sampson Air Force Base (6/2/52 - W, 8-3)

### A CORNELL PITCHING STAFF...

Threw a No-Hitter	Connor Kaufmann, vs. Dartmouth (4/1/12 — W, 2-0)
Threw a Combined No-Hitter	Kerry Brooks (3 inn.), Rob Wilson (3 inn.), Doug Petillo (1 inn.), vs. Rochester (4/5/89 - G1 - W, 2-1)
Threw a Perfect Game	Gary Gronowski, vs. Oneonta (5/11/76 — W, 1-0)
Shutout an Opponent	at Brown (5/7/22 - G2 - W, 3-0)
Shutout an Ivy League Opponent	at Brown (5/7/22 - G2 - W, 3-0)
Posted Consecutive Shutouts	vs. Oneonta (5/2/86 - G1 - W, 4-0) vs. Oneonta (5/2/86 - G2 - W, 5-0)
Struck out 10+ Batters	10, at Richmond (3/15/24 - L, 4-8)
Struck out 11+ Batters	11, vs. Princeton (4/22/23 - G1 - L, 5-8)
Struck out 12+ Batters	14, vs. Niagara (2/29/20 - G2 - L, 6-8)
Struck out 13+ Batters	14, vs. Niagara (2/29/20 - G2 - L, 6-8)
Struck out 14+ Batters	14, vs. Niagara (2/29/20 - G2 - L, 6-8)
Struck out 15+ Batters	15, vs. Canisius (4/4/18 - W, 6-5)
Struck out 16+ Batters	18, at Princeton (4/29/09 - W, 9-0)
Struck out 17+ Batters	18, at Princeton (4/29/09 - W, 9-0)
Struck out 18+ Batters	18, at Princeton (4/29/09 - W, 9-0)

### A CORNELL TEAM ALLOWED...

10+ Runs in a Game	20, at Georgetown (3/10/24 - G2 - L, 0-20)
15+ Runs in a Game	20, at Georgetown (3/10/24 - G2 - L, 0-20)
20+ Runs in a Game	20, at Georgetown (3/10/24 - G2 - L, 0-20)
25+ Runs in a Game	31, at UC Santa Barbara (3/25/04 - L, 3-31)
5+ Runs in an Inning	5, at Georgetown (3/10/24 - G2 - B1 & B5 - L, 0-20)
6+ Runs in an Inning	7, at Georgetown (3/10/24 - G2 - B4 - L, 0-20)
7+ Runs in an Inning	7, at Georgetown (3/10/24 - G2 - B4 - L, 0-20)
8+ Runs in an Inning	16, at Georgetown (3/10/24 - G1 - B2 - L, 6-24)
9+ Runs in an Inning	16, at Georgetown (3/10/24 - G1 - B2 - L, 6-24)
10+ Runs in an Inning	16, at Georgetown (3/10/24 - G1 - B2 - L, 6-24)

### A CORNELL TEAM DEFENSIVELY...

Committed 5+ Errors in a Game	6, vs. Binghamton (4/20/22 - W, 10-9 - 10 inn.)
Committed 6+ Errors in a Game	6, vs. Binghamton (4/20/22 - W, 10-9 - 10 inn.)
Committed 7+ Errors in a Game	7, at Le Moyne (4/15/97 - L, 8-14)
Committed 8+ Errors in a Game	8, at Pacific (3/20/96 - L, 7-18)
Committed 9+ Errors in a Game	10, vs. Le Moyne (4/8/92 - G1 - L, 3-19)
Committed 10+ Errors in a Game	10, vs. Le Moyne (4/8/92 - G1 - L, 3-19)
Turned 3+ Double Plays in a Game	3, at Georgia Tech (2/25/24 - W, 11-4)
Turned 4+ Double Plays in a Game	4, vs. Penn (4/24/11 - G2 - L, 2-10)
No Errors in 3+ Straight Games	4 games (5/3/22 - 5/8/22)
No Errors in 4+ Straight Games	4 games (5/3/22 - 5/8/22)

### A CORNELL TEAM...

Played an Extra-Inning Game	vs. Binghamton (4/20/22 - W, 10-9 - 10 inn.)
Played a Top-25 Team	at #5 Wake Forest (3/5/23 - L, 3-10)
Swept a Doubleheader	at Dartmouth (5/6/23 - W, 6-2; W, 7-2)
Swept a 3-Game Series	at Villanova (3/22/13 - 3/24/13)
Swept a 3-Game Ivy League Series	Not on record
Swept a 4-Game Series	at Maryland Eastern Shore (3/2/12 - 3/4/12)
Swept a 4-Game Ivy League Series	vs. Penn (4/23/05 - 4/24/05)
Swept in Doubleheader	at Georgetown (3/10/24 - L, 6-24; L, 0-20)
Swept in 3-Game Series	at James Madison (3/1/24 - 3/3/24)
Swept in 3-Game Ivy League Series	vs. Princeton (4/21/23 - 4/22/23)
Swept in 4-Game Series	at Columbia (4/18/15 - 4/19/15)
Swept in 4-Game Ivy League Series	at Columbia (4/18/15 - 4/19/15)

*Bold denotes occurred during 2024 season*

## A CORNELL INDIVIDUAL...

Scored 4+ Runs in a Game	4, Sam Kaplan, vs. Dartmouth (4/23/22 - G1 - W, 12-7)
Scored 5+ Runs in a Game	5, Will Simoneit, at Towson (4/5/17 - W, 24-17)
Recorded 4+ Hits in a Game	4, Nathan Waugh, vs. Princeton (4/22/23 - G1 - L, 5-8)
Recorded 5+ Hits in a Game	5, Will Simoneit, at Army (4/3/19 - W, 4-1)
Recorded 6+ Hits in a Game	6, Trey Baur, at Towson (4/5/17 - W, 24-17)
Recorded 2+ Doubles in a Game	<b>2, TJ Swidorski, at Georgetown (3/10/23 - G1 - L, 6-26)</b>
Recorded 3+ Doubles in a Game	3, Max Jensen, vs. Yale (4/2/22 - G2 - W, 12-9)
Recorded 2+ Triples in a Game	2, Sam Kaplan, vs. Dartmouth (4/23/22 - G1 - W, 12-7)
Recorded 3+ Triples in a Game	3, Steve Caputi, vs. Cortland (4/30/79 - W, 15-11)
Had a Multi-Home Run Game	2, Will Simoneit, vs. Penn (4/28/19 - W, 8-7)
Had a 3-Home Run Game	3, Dale Wickham, vs. Princeton (4/30/16 - W, 4-3)
Hit a Grand Slam	Matt Barnhorst, at Yale (3/24/22 - W, 5-3)
Recorded 5+ RBI in a Game	5, Sam Kaplan, vs. Ithaca (4/4/23 - W, 13-3)
Recorded 6+ RBI in a Game	6, Ellis Bitar, vs. Penn (4/21/18 - G1 - W, 10-9)
Recorded 7+ RBI in a Game	7, Adam Jacobs, at UNC Greensboro (3/20/07 - L, 12-13 - 10 inn.)
Recorded 8+ RBI in a Game	8, Ira Degenhardt, vs. Seton Hall (6/9/27 - W, 11-5)
Drew 3+ Walks in a Game	<b>3, Max Jensen, at Georgia Tech (2/23/24 - L, 6-9)</b>
Drew 4+ Walks in a Game	4, Justin Taylor, at Baylor (2/23/19 - L, 3-10)
Drew 5+ Walks in a Game	5, Steve Caputi, at Hawai'i-Hilo (3/21/79 - W, 9-8)
Stole 2+ Bases in a Game	3, Ryan Porter, vs. Princeton (4/22/23 - G1 - L, 5-8)
Stole 3+ Bases in a Game	3, Ryan Porter, vs. Princeton (4/22/23 - G1 - L, 5-8)
Stole 4+ Bases in a Game	6, Tom D'Alessandro, at George Washington (3/9/14 - G2 - W, 8-1)
Stole 5+ Bases in a Game	6, Tom D'Alessandro, at George Washington (3/9/14 - G2 - W, 8-1)
Stole 6+ Bases in a Game	6, Tom D'Alessandro, at George Washington (3/9/14 - G2 - W, 8-1)
Hit by 2+ Pitches in a Game	<b>2, Braden Mack, at Richmond (3/17/24 - L, 4-8)</b>
Hit by 3+ Pitches in a Game	3, Mickey Brodsky, vs. Harvard (4/8/08 - G2 - L, 1-2)
Recorded Walk-Off Win	Max Jensen (hit by pitch), vs. Binghamton (4/20/22 - W, 10-9 - 10 inn.)
Recorded Walk-Off Win on Batted Ball	Matt Barnhorst (sacrifice fly), vs. Yale (4/2/22 - G1 - W, 2-1)
Recorded Walk-Off Home Run	Will Simoneit (3-run), vs. Penn (4/28/19 - W, 8-7)
Recorded a 10-Game Hit Streak	<b>15 games, Nathan Waugh (2023-24)</b>
Recorded a 15-Game Hit Streak	16 games, Brian Billigen (2012)
Recorded a 15-Game On-Base Streak	<b>15 games, Nathan Waugh (2023-24)</b>
Recorded a 20-Game On-Base Streak	23 games, Max Jensen (2022-23)
Recorded a 30-Game On-Base Streak	42 games, Nathan Ford (2008-09)
Recorded a 40-Game On-Base Streak	42 games, Nathan Ford (2008-09)

## A CORNELL PITCHER...

Threw a 7-Inning No-Hitter	Connor Kaufmann, vs. Dartmouth (4/1/12 - W, 2-0)
Threw a 9-Inning No-Hitter	Larry Rafalski, vs. Hartwick (4/25/68 - W, 7-0)
Threw a Perfect Game	Gary Gronowski, vs. Oneonta (5/11/76 - W, 1-0) - 7-inning game
Threw a 7-Inning Complete Game	Tim Willittes, vs. Penn (4/22/17 - G1 - L, 0-5)
Threw a 7-Inning Complete Game Shutout	Brian McAfee, vs. Princeton (4/26/15 - G1 - W, 10-0)
Threw a 9-Inning Complete Game	Luke Yacinich, at Brown (5/7/22 - G1 - W, 3-0) - 111 pitches
Threw a 9-Inning Complete Game Shutout	Luke Yacinich, at Brown (5/7/22 - G1 - W, 3-0) - 111 pitches
Pitched 3+ Scoreless Innings of Relief	<b>Huxley Holcombe (3.0 IP), at Richmond (3/16/24 - W, 9-3) - 45 pitches</b>
Pitched 3+ Hitless Innings of Relief	Spencer Edwards (3.0 IP), at VCU (3/11/22 - L, 5-10) - 48 pitches
Pitched 4+ Scoreless Innings of Relief	<b>Huxley Holcombe (4.1 IP), at James Madison (3/2/24 - L, 5-8) - 70 pitches</b>
Struck out 10+ Batters	10, Justin Lewis, at Navy (3/4/17 - G2 - L, 7-8)
Struck out 11+ Batters	13, Tim Willittes, at Bucknell (3/19/16 - G2 - W, 5-2)
Struck out 12+ Batters	13, Tim Willittes, at Bucknell (3/19/16 - G2 - W, 5-2)
Struck out 13+ Batters	13, Tim Willittes, at Bucknell (3/19/16 - G2 - W, 5-2)
Struck out 14+ Batters	15, Chris Schutt, at Columbia (4/19/03)
Struck out 15+ Batters	15, Chris Schutt, at Columbia (4/19/03)

*Bold denotes occurred during 2024 season*

## BIG RED TRENDS

CATEGORY	2024	UNDER PEPICELLI
Overall	2-9	86-155-1
Ivy League Opponents	0-0	46-78
Non-Conference Opponents	2-9	40-77-1
vs. Power 5 Opponent	1-2	3-23
vs. Non-Power 5 Opponent	1-7	37-54-1
Home	0-0	27-44-1
Away	2-9	54-105
Neutral	0-0	5-6
Day Games (before 5 p.m.)	2-9	83-148-1
Night Games (5 p.m. or later)	0-0	3-7
February	1-2	1-19
March	1-7	31-58
April	0-0	44-68-1
May	0-0	10-10
Scoring 0-2 Runs	0-3	7-70
Scoring 3-5 Runs	0-4	23-57-1
Scoring 6-9 Runs	1-2	30-27
Scoring 10-Plus Runs	1-0	26-1
Allowing 0-2 Runs	0-0	32-8
Allowing 3-5 Runs	2-1	33-33-1
Allowing 6-9 Runs	0-5	19-63
Allowing 10-Plus Runs	0-3	2-51
Leading after Six Innings	2-1	65-11
Trailing after Six Innings	0-8	17-133
Tied after Six Innings	0-0	4-11-1
Leading after Seven Innings	2-0	58-6
Trailing after Seven Innings	0-9	11-122
Tied after Seven Innings	0-0	6-8-1
Leading after Eight Innings	2-0	61-3
Trailing after Eight Innings	0-9	5-126
Tied after Eight Innings	0-0	7-7-1
Big Red with No Home Runs	0-5	36-102
Big Red Hit a Home Run	2-4	50-53-1
Hits One Home Run	1-4	33-44-1
Hits Multiple Home Runs	1-0	17-9
Big Red Are Errorless	0-1	31-36
Big Red Has an Error	2-8	55-119-1
Commits One Error	1-6	29-46-1
Commits Multiple Errors	1-2	26-73
Out-hit Opponent	2-2	68-19
Out-hit by Opponent	0-7	13-128-1
Hits are Equal	0-0	5-8
Big Red Scores First	1-2	53-49-1
Opponent Scores First	1-7	33-106
Extra-Inning Games	0-0	6-9-1
One-Run Games	0-0	22-31
Two-Run Games	0-1	16-22
Five-Plus-Run Games	2-3	23-71
Shutouts	0-1	6-19

INDIVIDUAL AND TEAM GAME HIGHS

INDIVIDUAL GAME HIGHS

BATTING		TEAM GAME HIGHS	
At-Bats	5, (15x), Last: O.Carlson, M.Barnhorst, & C.Wildman, at Richmond (3/17/24)	At-Bats	38, (2x), Last: at Richmond (3/16/24)
Runs Scored	3, (3x), Last: Caden Wildman, at Richmond (3/16/24)	Runs Scored	11, at Georgia Tech (2/25/24)
Hits	3, (2x), Last: Matt Barnhorst, at Richmond (3/16/24)	Hits	15, at Richmond (3/16/24)
Runs Batted In	4, Matt Barnhorst, at Richmond (3/16/24)	Runs Batted In	9, at Richmond (3/16/24)
Doubles	2, TJ Swidorski, at Georgetown (3/10/24 - G1)	Doubles	3, at Georgia Tech (2/25/24)
Triples	1, (3x), Last: Mark Quatrani, at Richmond (3/17/24)	Triples	1, (3x), Last: at Richmond (3/17/24)
Home Runs	1, (9x), Last: Matt Barnhorst, at Richmond (3/17/24)	Home Runs	4, at Richmond (3/16/24)
Walks Drawn	3, Max Jensen, at Georgia Tech (2/23/24)	Walks Drawn	10, at Georgia Tech (2/25/24)
Strikeouts	4, Luke Johnson, at Georgetown (3/10/24 - G2)	Strikeouts	14, (2x), Last: at Georgia Tech (2/25/24)
Sacrifice Bunts	1, (4x), Last: Caden Wildman & Jakobi Davis, at Richmond (3/16/24)	Sacrifice Bunts	2, at Richmond (3/16/24)
Sacrifice Flies	1, TJ Swidorski, at Georgia Tech (2/25/24)	Sacrifice Flies	1, at Georgia Tech (2/25/24)
Stolen Bases	1, (7x), Last: John Quinlan, at Richmond (3/17/24)	Stolen Bases	2, at Richmond (3/16/24)
Hit by Pitches	2, (2x), Last: Braden Mack, at Richmond (3/17/24)	Hit by Pitches	4, at Richmond (3/17/24)
Caught Stealing	1, (5x), Last: Matt Barnhorst, at Richmond (3/15/24)	Caught Stealing	2, at Georgetown (3/10/24 - G1)
PITCHING		Hit into Double Plays	4, at Georgetown (3/10/24 - G2)
Innings Pitched	5.1, Carson Mayfield, at James Madison (3/1/24)	Runners Left on Base	12, (2x), Last: at Richmond (3/17/24)
Hits Allowed	7, Huxley Holcombe, at Georgia Tech (2/24/24)	PITCHING	
Runs Allowed	9, Carson Mayfield, at Georgetown (3/10/24 - G1)	Innings Pitched	9.0, (2x), Last: at Richmond (3/16/24)
Earned Runs	9, Carson Mayfield, at Georgetown (3/10/24 - G1)	Hits Allowed	20, at Georgetown (3/10/24 - G1)
Walks Issued	5, (3x), Last: William Jaun, at James Madison (3/3/24)	Runs Allowed	24, at Georgetown (3/10/24 - G1)
Strikeouts	5, (2x), Last: William Jaun & Noah Keller, at Richmond (3/15/24)	Earned Runs	21, at Georgetown (3/10/24 - G1)
Doubles Allowed	3, Huxley Holcombe, at Georgia Tech (2/24/24)	Walks Issued	16, at Georgetown (3/10/24 - G1)
Triples Allowed	1, (6x), Last: Carson Mayfield, at Richmond (3/16/24)	Strikeouts	10, (2x), Last: at Richmond (3/15/24)
Home Runs Allowed	3, Huxley Holcombe, at Georgia Tech (2/24/24)	Doubles Allowed	6, at Georgia Tech (2/24/24)
Wild Pitches	2, (2x), Last: William Jaun, at Richmond (3/15/24)	Triples Allowed	2, at Georgetown (3/10/24 - G1)
Hit Batsmen	2, (2x), Last: Ethan Hamill, at Richmond (3/17/24)	Home Runs Allowed	4, at Georgia Tech (2/24/24)
FIELDING		Wild Pitches	3, (2x), Last: at Richmond (3/17/24)
Putouts	11, (2x), Last: Max Jensen, at James Madison (3/2/24)	Hit Batsmen	3, (2x), Last: at Georgetown (3/10/24 - G2)
Assists	6, (2x), Last: Matt Barnhorst, at Richmond (3/17/24)	FIELDING	
Errors	2, Nathan Waugh, at Georgia Tech (2/23/24)	Putouts	27, (2x), Last: at Richmond (3/16/24)
Passed Balls	2, Nathan Waugh, at Richmond (3/15/24)	Assists	16, at Richmond (3/16/24)
		Errors	3, at Georgia Tech (2/23/24)
		Passed Balls	2, at Richmond (3/15/24)
		Double Plays Turned	3, at Georgia Tech (2/25/24)

2024 CORNELL BASEBALL JERSEY TRACKER



**WHITE**  
Home: 0-0  
Road: 0-0  
Neutral: 0-0



**GRAY**  
Home: 0-0  
Road: 0-3  
Neutral: 0-0



**RED**  
Home: 0-0  
Road: 1-2  
Neutral: 0-0



**BLACK**  
Home: 0-0  
Road: 1-4  
Neutral: 0-0

Date	Opponent	Result	Date	Opponent	Result	Date	Opponent	Result	Date	Opponent	Result
			2/23	at Georgia Tech	L, 6-9	2/24	at Georgia Tech	L, 2-12	2/25	at Georgia Tech	W, 11-4
			3/1	at James Madison	L, 1-5	3/2	at James Madison	L, 5-8	3/3	at James Madison	L, 5-7
			3/15	at Richmond	L, 4-8	3/16	at Richmond	W, 9-3	3/10 (1)	at Georgetown	L, 6-24
									3/10 (2)	at Georgetown	L, 0-20
									3/17	at Richmond	L, 4-8



2024 GAME-BY-GAME BATTING STATISTICS

DATE	OPPONENT	AB	R	H	RBI	2B	3B	HR	TB	BB	IBB	SB	CS	HBP	SAC	SF	GDP	SO	PO	A	E	LOB	AVG	OBP	SLG	OPS
2/23	at Georgia Tech	33	6	8	4	2	0	0	10	10	0	1	1	0	1	0	0	11	24	8	3	11	.242	.419	.303	.722
2/24	at Georgia Tech	34	2	9	2	1	0	1	13	2	0	0	0	2	0	0	1	14	24	7	1	8	.254	.383	.343	.726
2/25	at Georgia Tech	38	11	11	7	3	0	1	17	2	1	0	1	2	1	1	0	14	27	14	1	6	.267	.371	.381	.752
3/1	at James Madison	32	1	6	1	1	0	0	7	2	0	0	0	1	0	0	0	6	24	13	1	7	.248	.346	.343	.689
3/2	at James Madison	35	5	8	5	2	1	0	12	1	0	1	0	1	0	0	0	12	24	8	0	5	.244	.332	.343	.675
3/3	at James Madison	31	5	6	5	2	1	1	13	4	0	1	0	1	0	0	1	9	24	7	1	4	.236	.328	.355	.682
3/10	at Georgetown	34	6	8	5	2	0	0	10	6	0	0	2	2	0	0	2	6	24	5	2	9	.236	.336	.346	.682
3/10	at Georgetown	28	0	4	0	0	0	0	4	2	0	1	0	0	0	0	4	8	24	10	1	3	.226	.322	.325	.647
3/15	at Richmond	37	4	10	4	2	0	1	15	5	0	0	1	1	0	0	0	9	24	5	1	12	.232	.329	.334	.663
3/16	at Richmond	39	9	16	9	2	0	4	30	3	0	2	0	2	1	0	1	9	27	16	2	9	.252	.345	.384	.729
3/17	at Richmond	37	4	10	4	0	1	1	15	2	0	1	0	4	0	0	1	7	24	7	1	12	.254	.348	.386	.734

2024 GAME-BY-GAME PITCHING STATISTICS

DATE	OPPONENT	IP	H	R	ER	BB	SO	2B	3B	HR	WP	BK	HBP	DP	IBB	SCORE	W	L	SV	ERA	WHIP	BB/9	SO/9
2/23	at Georgia Tech	8.0	11	9	5	10	8	3	1	2	2	0	0	0	0	6-9	0	1	0	5.63	2.63	11.25	9.00
2/24	at Georgia Tech	8.0	12	12	12	9	8	6	0	4	2	0	3	1	0	2-12	0	2	0	9.56	2.63	10.69	9.00
2/25	at Georgia Tech	9.0	7	4	4	5	3	1	0	2	1	0	1	3	0	11-4	1	2	1	7.56	2.16	8.64	6.84
3/1	at James Madison	8.0	8	5	5	2	4	1	0	2	0	0	0	1	0	1-5	1	3	1	7.09	1.94	7.09	6.27
3/2	at James Madison	8.0	10	8	8	7	3	2	1	0	1	0	2	0	0	5-8	1	4	1	7.46	1.98	7.24	5.71
3/3	at James Madison	8.0	7	7	7	6	4	0	0	2	1	0	1	0	0	5-7	1	5	1	7.53	1.92	7.16	5.51
3/10	at Georgetown	8.0	20	24	21	16	6	4	2	1	1	0	1	0	0	6-24	1	6	1	9.79	2.28	8.68	5.68
3/10	at Georgetown	8.0	18	20	18	10	10	2	1	2	3	0	3	0	0	0-20	1	7	1	11.08	2.43	9.00	6.37
3/15	at Richmond	8.0	9	8	7	6	10	0	0	1	2	0	0	0	0	4-8	1	8	1	10.73	2.37	8.75	6.90
3/16	at Richmond	9.0	9	3	3	1	6	2	1	2	0	0	2	2	0	9-3	2	8	1	9.88	2.23	7.90	6.80
3/17	at Richmond	8.0	9	8	6	6	4	4	0	1	3	1	2	1	0	4-8	2	9	1	9.60	2.20	7.80	6.60

2024 CORNELL OVERALL STATISTICS

Overall	2-9	Home	0-0	Away	2-9	Neutral	0-0	Ivy League	0-0
---------	-----	------	-----	------	-----	---------	-----	------------	-----

BATTING STATISTICS

#	PLAYER	AVG	GP	GS	AB	R	H	2B	3B	HR	RBI	TB	SLG%	BB	HBP	SO	GDP	OB%	SF	SH	SB	ATT
40	Nathan Waugh	.349	11	11	43	9	15	1	0	3	11	25	.581	6	0	16	2	.429	0	0	0	0
2	Matt Barnhorst	.343	9	9	35	6	12	1	0	2	9	19	.543	4	0	11	1	.410	0	0	1	2
4	Caden Wildman	.293	11	11	41	7	12	2	0	1	2	17	.415	5	2	10	1	.396	0	1	2	3
7	Max Jensen	.250	10	10	32	8	8	2	1	1	3	15	.469	7	3	3	2	.429	0	1	1	1
22	Jakobi Davis	.200	9	9	30	5	6	1	1	0	3	9	.300	3	2	17	0	.314	0	1	0	1
30	William Jaun	.158	9	9	19	0	3	1	0	0	1	4	.211	2	0	4	0	.238	0	0	0	0
15	Owen Carlson	.333	7	4	18	3	6	1	0	0	0	7	.389	3	0	5	0	.429	0	0	1	1
23	Braden Mack	.318	8	5	22	4	7	1	0	0	2	8	.364	0	3	1	0	.400	0	0	0	1
18	TJ Swidorski	.263	6	6	19	1	5	2	0	0	3	7	.368	2	2	8	0	.375	1	1	0	0
1	John Quinlan	.217	6	6	23	2	5	1	0	1	2	9	.391	1	1	4	1	.280	0	0	1	1
19	Mark Quatrani	.214	5	4	14	1	3	0	1	1	3	8	.571	1	0	5	2	.267	0	0	0	0
12	Ryan Porter	.192	8	7	26	4	5	1	0	0	3	6	.231	4	0	8	1	.300	0	0	0	1
8	Luke Johnson	.182	8	7	33	3	6	2	0	0	2	8	.242	0	2	9	0	.229	0	0	1	1
20	Kevin Hager	.100	7	5	20	0	2	1	0	0	2	3	.150	1	1	3	0	.182	0	0	0	0
25	Beck Urofsky	.000	2	0	1	0	0	0	0	0	0	0	.000	0	0	1	0	.000	0	0	0	0
37	Huxley Holcombe	.000	6	1	1	0	0	0	0	0	0	0	.000	0	0	0	0	.000	0	0	0	0
TOTALS		.252	11		377	53	95	17	3	9	46	145	.385	39	16	105	10	.346	1	4	7	12
OPPONENTS		.321	11		377	108	121	25	6	19	102	215	.570	78	15	66	7	.451	4	5	23	26

PITCHING STATISTICS

#	PLAYER	ERA	W	L	APP	GS	CG	SHO	SV	IP	H	R	ER	BB	SO	2B	3B	HR	AB	AVG	WP	HBP	BK	SFA	SHA
13	Ethan Hamill	7.43	0	1	4	1	0	0/0	1	13.1	17	15	11	7	7	2	1	5	57	.298	3	3	1	0	0
32	Carson Mayfield	9.82	1	2	4	4	0	0/0	0	14.2	19	16	16	8	8	2	2	3	62	.306	2	1	0	0	0
37	Huxley Holcombe	10.80	0	1	4	1	0	0/0	0	11.2	21	14	14	8	4	4	1	4	53	.396	2	1	0	1	1
30	William Jaun	11.74	1	3	4	4	0	0/0	0	15.1	16	20	20	16	11	2	0	2	56	.286	3	2	0	1	3
12	Ryan Porter	0.00	0	0	2	0	0	0/0	0	2.0	2	0	0	0	1	0	0	0	8	.250	0	0	0	0	0
17	William Stephens	0.00	0	0	1	0	0	0/0	0	0.0	0	0	0	1	0	0	0	0	0	.000	0	2	0	0	0
16	Noah Keller	6.48	0	1	4	0	0	0/0	0	8.1	11	13	6	12	9	3	0	0	36	.306	0	0	0	0	0
3	Chris Ellison	7.71	0	0	3	0	0	0/0	0	2.1	3	3	2	2	4	0	0	0	10	.300	0	0	0	0	1
9	Story Kimura	7.71	0	0	4	0	0	0/0	0	4.2	7	4	4	1	6	1	0	1	20	.350	2	1	0	1	0
28	Max Foster	9.64	0	0	6	0	0	0/0	0	4.2	9	5	5	9	6	3	1	2	22	.409	1	0	0	0	0
33	Von Baker	12.38	0	0	4	1	0	0/0	0	8.0	9	11	11	9	5	4	0	1	31	.290	1	2	0	1	0
36	Nathaniel Jennewein	12.46	0	1	3	0	0	0/0	0	4.1	5	6	6	4	4	2	1	1	18	.278	1	2	0	0	0
25	Beck Urofsky	13.50	0	0	1	0	0	0/0	0	0.2	2	1	1	1	1	2	0	0	4	.500	1	1	0	0	0
TOTALS		9.60	2	9	11		0	0	1	90.0	121	108	96	78	66	25	6	19	377	.321	16	15	1	4	5
OPPONENTS		3.64	9	2	11		0	1	4	99.0	95	53	40	39	105	17	3	9	377	.252	6	16	0	1	4

GAME-BY-GAME INFORMATION

DATE	OPPONENT	TIME/ FINAL	CORNELL				OPPONENT				REC	IVY	POS	WIN	LOSS	SAVE	TIME	ATT	
			R	H	E	LOB	R	H	E	LOB									
2/23	at Georgia Tech	L, 6-9	6	8	3	11	9	11	1	12	0-1	—	—	Stanford (1-0)	Keller (0-1)	—	3:02	1,063	
2/24	at Georgia Tech	L, 2-12	2	9	1	8	12	12	0	11	0-2	—	—	Finateri (2-0)	Holcombe (0-1)	—	2:45	1,320	
2/25	at Georgia Tech	W, 11-4	11	11	1	6	4	7	2	7	1-2	—	—	Jaun (1-0)	Patel (0-1)	Hamill (1)	2:36	1,182	
3/1	at James Madison	L, 1-5	1	6	1	7	5	8	0	4	1-3	—	—	Mozoki (1-1)	Mayfield (0-1)	—	1:57	321	
3/2	at James Madison	L, 5-8	5	8	0	5	8	10	1	10	1-4	—	—	Kleinfelter (1-0)	Jennewein (0-1)	Logar (2)	2:30	521	
3/3	at James Madison	L, 5-7	5	6	1	4	7	7	0	7	1-5	—	—	Kinsler (3-0)	Jaun (1-1)	Vogatsky (2)	2:18	540	
3/9	at Georgetown	GAME CANCELED (NO MAKEUP SCHEDULED)										1-5	—	—					
3/10	at Georgetown	L, 6-24	6	8	2	9	24	20	3	13	1-6	—	—	Williams (2-0)	Mayfield (0-2)	—	3:20	297	
3/10	at Georgetown	L, 0-20	0	4	1	3	20	18	1	11	1-7	—	—	Mastroianni (2-0)	Jaun (1-2)	Leckzas (2)	2:41	301	
3/15	at Richmond	L, 4-8	4	10	1	12	8	9	1	8	1-8	—	—	Roche (2-3)	Jaun (1-3)	Hentschel (2)	2:40	215	
3/16	at Richmond	W, 9-3	9	16	2	9	3	9	0	8	2-8	—	—	Mayfield (1-2)	Reinke (0-3)	—	2:28	333	
3/17	at Richmond	L, 4-8	4	10	1	12	8	9	1	9	2-9	—	—	Corso (1-0)	Hamill (0-1)	—	2:39	374	
3/19	BINGHAMTON	GAME POSTPONED (MAKEUP TBA)										2-9	—	—					
3/23	at Princeton	11:30 a.m.																	
3/23	at Princeton	2:30 p.m.																	
3/24	at Princeton	12 p.m.																	
3/30	DARTMOUTH	11:30 a.m.																	
3/30	DARTMOUTH	2:30 p.m.																	
3/31	DARTMOUTH	12 p.m.																	
4/1	at Ithaca	TBA																	
4/6	HARVARD	11:30 a.m.																	
4/6	HARVARD	2:30 p.m.																	
4/7	HARVARD	12 p.m.																	
4/13	at Penn	11:30 a.m.																	
4/13	at Penn	2:30 p.m.																	
4/14	at Penn	12 p.m.																	
4/16	at Binghamton	6:30 p.m.																	
4/20	YALE	11:30 a.m.																	
4/20	YALE	2:30 p.m.																	
4/21	YALE	12 p.m.																	
4/27	COLUMBIA	11:30 a.m.																	
4/27	COLUMBIA	2:30 p.m.																	
4/28	COLUMBIA	12 p.m.																	
4/30	at Binghamton	6:30 p.m.																	
5/4	at Brown	11:30 a.m.																	
5/4	at Brown	2:30 p.m.																	
5/5	at Brown	12 p.m.																	



# 2024 CORNELL BASEBALL TV / PHOTO ROSTER



**1 JOHN QUINLAN**  
OF | S/R | Jr. | 5'9" | 180  
Menlo Park, Calif.



**2 MATT BARNHORST**  
INF/OF | R/R | Sr. | 6'0" | 195  
Ponte Vedra Beach, Fla.




**3 CHRIS ELLISON**  
RHP | R/R | Jr. | 6'0" | 190  
Howell, N.J.



**4 CADEN WILDMAN**  
OF | R/R | So. | 6'3" | 215  
Woodbury, Minn.



**5 WILL LONG**  
RHP | R/R | Jr. | 6'0" | 170  
Great Falls, Va.



**6 KYLE MUSSER**  
OF | R/R | Jr. | 5'10" | 182  
Lititz, Pa.



**7 MAX JENSEN**  
INF | L/R | Jr. | 6'3" | 210  
Burke, Va.



**8 LUKE JOHNSON**  
INF | R/L | Fr. | 6'1" | 180  
Coto de Caza, Calif.



**9 STORY KIMURA**  
RHP | R/R | Sr. | 6'0" | 175  
Dallas, Texas



**11 MATTHEW WALTERS**  
OF | R/R | So. | 5'11" | 195  
Granbury, Texas




**12 RYAN PORTER**  
OF/RHP | R/R | Jr. | 6'0" | 185  
Houston, Texas



**13 ETHAN HAMILL**  
RHP | R/R | So. | 6'3" | 200  
Chester, Va.



**15 OWEN CARLSON**  
INF | L/L | Fr. | 5'11" | 180  
Los Angeles, Calif.



**16 NOAH KELLER**  
LHP | L/L | So. | 6'1" | 210  
Goodrich, Mich.



**17 WILLIAM STEPHENS**  
RHP | R/R | Sr. | 6'2" | 205  
Stone Mountain, Ga.



**18 TJ SWIDORSKI**  
INF | R/R | So. | 6'0" | 175  
Woodbury, Minn.



**19 MARK QUATRANI**  
C | R/L | Fr. | 5'11" | 200  
Springfield, Pa.



**20 KEVIN HAGER**  
INF | R/R | Fr. | 6'0" | 190  
Berkeley Heights, N.J.



**21 JOHN GERFEN**  
LHP | R/L | So. | 6'0" | 195  
Brewster, N.Y.



**22 JAKOBI DAVIS**  
OF | L/L | Jr. | 6'4" | 210  
Sarasota, Fla.



**23 BRADEN MACK**  
C | R/R | Sr. | 6'2" | 210  
Woodbridge, Va.




**25 BECK UROFSKY**  
INF/RHP | R/R | So. | 6'4" | 225  
Silver Spring, Md.



**26 TOM CLANCY**  
RHP | R/R | Jr. | 6'1" | 190  
Westfield, N.J.



**28 MAX FOSTER**  
RHP | R/R | Fr. | 6'3" | 210  
Bethel, Conn.




**30 WILLIAM JAUN**  
LHP/IB | L/L | Jr. | 6'3" | 225  
Loveland, Ohio



**31 GRAHAM BIBEN**  
RHP | R/R | Fr. | 6'0" | 170  
New York, N.Y.



**32 CARSON MAYFIELD**  
RHP | R/R | So. | 6'5" | 200  
Annandale, Va.



**33 VON BAKER**  
RHP | R/R | Sr. | 6'7" | 235  
St. Johnsville, N.Y.



**34 ETHAN VAN SICE**  
RHP | R/R | Fr. | 5'9" | 170  
Arlington, Va.




**36 NATHANIEL JENNEW EIN**  
LHP | R/L | Fr. | 5'11" | 180  
Tampa, Fla.



**37 HUXLEY HOLCOMBE**  
LHP/OF | L/L | Fr. | 6'6" | 180  
Worcester, Mass.




**38 ASHER GARDY**  
RHP | R/R | So. | 6'2" | 185  
Springfield, Va.



**40 NATHAN WAUGH**  
C | R/R | Sr. | 6'5" | 230  
Placentia, Calif.



**41 JACKSON MARKO**  
C | R/R | Fr. | 5'10" | 175  
Syracuse, N.Y.



**42 JOSH SHEA**  
RHP | R/R | So. | 5'11" | 175  
Cortlandt Manor, N.Y.



**24 DAN PEPICELLI**  
Head Coach  
9th Season




**14 TOM FORD**  
Associate Head Coach  
34th Season



**27 JOHN TOPPA**  
Assistant Coach  
2nd Season



**44 JUSTIN DEVOID**  
Volunteer Assistant Coach  
2nd Season



**GRACE DESTEFANO**  
Athletic Trainer  
2nd Season