

CORNELL BIG RED

2024 BASEBALL GAME NOTES

6 IVY LEAGUE REGULAR-SEASON CHAMPIONSHIPS | 7 ALL-AMERICANS | 57 FIRST TEAM ALL-IVY SELECTIONS

2024 SCHEDULE

FEBRUARY (1-2)

23	at Georgia Tech	ACCNX	L, 6-9
24	at Georgia Tech	ACCNX	L, 2-12
25	at Georgia Tech	ACCNX	W, 11-4

MARCH (0-5)

1	at James Madison		L, 1-5
2	at James Madison		L, 5-8
3	at James Madison		L, 5-7
9	at Georgetown (DH)		Canceled
10	at Georgetown (DH)	MuscoVision	L, 6-24
10	at Georgetown (DH)	MuscoVision	L, 0-20
15	at Richmond	ESPN+	1:30 p.m.
16	at Richmond	ESPN+	1 p.m.
17	at Richmond	ESPN+	12 p.m.
19	BINGHAMTON	ESPN+	3 p.m.
23	at Princeton* (DH)	ESPN+	11:30 a.m.
23	at Princeton* (DH)	ESPN+	2:30 p.m.
24	at Princeton*	ESPN+	12 p.m.
30	DARTMOUTH* (DH)	ESPN+	11:30 a.m.
30	DARTMOUTH* (DH)	ESPN+	2:30 p.m.
31	DARTMOUTH*	ESPN+	12 p.m.

APRIL

1	at Ithaca		TBA
6	HARVARD* (DH)	ESPN+	11:30 a.m.
6	HARVARD* (DH)	ESPN+	2:30 p.m.
7	HARVARD*	ESPN+	12 p.m.
13	at Penn* (DH)	ESPN+	11:30 a.m.
13	at Penn* (DH)	ESPN+	2:30 p.m.
14	at Penn*	ESPN+	12 p.m.
16	at Binghamton		6:30 p.m.
20	YALE* (DH)	ESPN+	11:30 a.m.
20	YALE* (DH)	ESPN+	2:30 p.m.
21	YALE*	ESPN+	12 p.m.
27	COLUMBIA* (DH)	ESPN+	11:30 a.m.
27	COLUMBIA* (DH)	ESPN+	2:30 p.m.
28	COLUMBIA*	ESPN+	12 p.m.
30	at Binghamton		6:30 p.m.

MAY

4	at Brown* (DH)	ESPN+	11:30 a.m.
4	at Brown* (DH)	ESPN+	2:30 p.m.
5	at Brown*	ESPN+	12 p.m.

All game times Eastern, subject to change

* - Denotes Ivy League contest

Bold Red CAPS denotes home game



MEDIA CONTACT

MARSHALL HAIM

Assistant Director of Athletic Communications

✉ mh2348@cornell.edu

☎ (716) 465-4945 (mobile)

CORNELL BIG RED

AT

RICHMOND SPIDERS

GAMES 9-11 | MARCH 15-17 | RICHMOND, VA. | PITT FIELD | RICHMOND LEADS SERIES, 6-2

1-7

OVERALL

0-0

IVY LEAGUE

-/-/-

RANKS (D1B/NCBWA/USAT)

Dan Pepicelli

20TH SEASON AS HEAD COACH

85-153-1 (.358)

9TH SEASON AT CORNELL

7-9

OVERALL

0-0

ATLANTIC 10

-/-/-

RANKS (D1B/NCBWA/USAT)

Mik Aoki

23RD SEASON AS HEAD COACH

7-9 (.438)

1ST SEASON AT RICHMOND

SERIES INFORMATION

FRIDAY

ESPN+

Play-by-Play: Miles McQuiggan

Live Stats: statbroadcast.com

FRIDAY FORECAST

☁ 75° ☀ 7:18

Temperature: 77° high | 50° low

Forecast: Cloudy, 15% chance of rain

Winds: SW 10-15 mph

SATURDAY

ESPN+

Play-by-Play: Blaine McCormick

Live Stats: statbroadcast.com

SATURDAY FORECAST

☀ 62° ☀ 7:19

Temperature: 68° high | 48° low

Forecast: Mostly sunny

Winds: NNW 5-10 mph

SUNDAY

ESPN+

Play-by-Play: Miles McQuiggan

Live Stats: statbroadcast.com

SUNDAY FORECAST

☁ 64° ☀ 7:20

Temperature: 69° high | 41° low

Forecast: Cloudy, <5% chance of rain

Winds: W 10-15 mph

PROBABLE STARTING PITCHERS

LHP William Jaun (1-2, 11.25)

RHP Kyle Roche (1-3, 2.13)

RHP Carson Mayfield (0-2, 13.03)

LHP Brian Reinke (0-2, 3.60)

RHP Ethan Hamill (0-0, 8.00)

TBA

FIRST PITCH

- The Cornell baseball team is scheduled to conclude its season-opening 11-game road trip this weekend when it squares off against Richmond at Pitt Field in a three-game series.
- All three games of the series will be broadcast on ESPN+, with the Saturday only having a high-home angle available.

WELCOME (BACK) TO THE COMMONWEALTH!

- This weekend will be the last of three consecutive series Cornell will play inside the Commonwealth of Virginia. Cornell opened the string of games in the Commonwealth being swept by James Madison in a three-game series in Harrisonburg, 5-1, 7-5, and 8-5. Last weekend,
- Cornell is playing games in Virginia for the fifth consecutive season it has played, having faced VCU in 2019, Niagara in a three-game series in Colonial Heights, Va., in the COVID-shortened 2020 campaign, Virginia and Richmond in 2022, and James Madison, VCU, and George Mason last season.
- Virginia is the most represented state on Cornell's roster this season (seven). Senior catcher **BRADEN MACK** (Woodbridge), junior pitcher **WILL LONG** (Great Falls), junior infielder **MAX JENSEN** (Burke), sophomore pitchers **ETHAN HAMILL** (Chester), **CARSON MAYFIELD** (Annandale), and **ASHER GARDY** (Springfield), and freshman pitcher **ETHAN VAN SICE** (Arlington) all call the Old Dominion home.

LOOKING TO EXTEND THEIR STREAKS

- Senior catcher **NATHAN WAUGH** (12 games) and junior outfielder **JAKOBI DAVIS** (11 games) enter this weekend riding double-digit on-base streaks dating back to last season.
- Davis is slashing .270/.386/.378 during his on-base streak, dating back to April 28, 2023, against Penn. The junior outfielder has two doubles and a triple in the stretch.
- During Waugh's 12-game on-base streak, he has also registered at least one hit, making him the first Big Red player with a 12-game hit streak since former infielder **TOMMY WAGNER** had hit streaks of 12 and 13 games during the 2017 campaign. Wagner opened the 2017 slate with a 12-game hit streak, hitting for a .274 clip (14-of-51) before collecting base knocks in 13 consecutive games from April 5-23, where he registered a .490 average (24-of-49).
- Should Waugh surpass Wagner's 13-game hit streak, he would have Cornell's longest hit streak since **MARSHALL YANZICK** (14 games) and **BRIAN BILLIGEN** (16 games) in 2012. Yanzick opened the season with his 14-game hit streak, slashing .393/.443/.426 with two doubles and 14 RBI, while Billigen slashed .470/.527/.758 with five doubles, a triple, four home runs, and 16 RBI during his hit streak.

2024 CORNELL BIG RED ROSTER

NO	NAME	POS	B/T	HT	WT	YR	HOMETOWN / HIGH SCHOOL (PREVIOUS SCHOOL)
1	John Quinlan	OF	S/R	5-9	180	Jr.	Menlo Park, Calif. / Menlo-Atherton
2	Matt Barnhorst	INF	R/R	6-0	195	Sr.	Ponte Vedra Beach, Fla. / Ponte Vedra
3	Chris Ellison	RHP	R/R	6-0	190	Jr.	Howell, N.J. / Howell
4	Caden Wildman	OF	R/R	6-3	215	So.	Woodbury, Minn. / East Ridge
5	Will Long	RHP	R/R	6-0	170	Jr.	Great Falls, Va. / Langley
6	Kyle Musser	OF	R/R	5-10	182	Jr.	Lititz, Pa. / Manheim Township
7	Max Jensen	INF	L/R	6-3	210	Jr.	Burke, Va. / Lake Braddock
8	Luke Johnson	INF	R/R	6-1	180	Fr.	Coto de Caza, Calif. / Santa Margarita Catholic
9	Story Kimura	RHP	R/R	6-0	175	Sr.	Dallas, Texas / The Lawrenceville School [N.J.]
11	Matthew Walters	OF	R/R	5-11	195	So.	Granbury, Texas / Granbury
12	Ryan Porter	OF/RHP	R/R	6-0	185	Jr.	Houston, Texas / Paetow
13	Ethan Hamill	RHP	R/R	6-3	200	So.	Chester, Va. / Thomas Dale
15	Owen Carlson	INF	L/R	5-11	180	Fr.	Los Angeles, Calif. / Harvard-Westlake School
16	Noah Keller	LHP	L/L	6-1	210	So.	Goodrich, Mich. / Goodrich
17	William Stephens	RHP	R/R	6-2	205	Sr.	Stone Mountain, Ga. / Marist
18	TJ Swidorski	INF	R/R	6-0	185	So.	Woodbury, Minn. / East Ridge
19	Mark Quatrani	C/INF	R/R	5-11	200	Fr.	Springfield, Pa. / The Haverford School
20	Kevin Hager	INF	R/R	6-0	190	Fr.	Berkeley Heights, N.J. / Delbarton School
21	John Gerfen	LHP	R/L	6-0	195	So.	Brewster, N.Y. / Brewster
22	Jakobi Davis	OF	L/L	6-4	210	Jr.	Sarasota, Fla. / Sarasota Riverview
23	Braden Mack	C	R/R	6-2	210	Sr.	Woodbridge, Va. / Potomac
25	Beck Urofsky	RHP/INF	R/R	6-4	225	So.	Silver Spring, Md. / Bethesda-Chevy Chase
26	Tom Clancy	RHP	R/R	6-1	190	Jr.	Westfield, N.J. / Newark
28	Max Foster	RHP	R/R	6-3	210	Fr.	Bethel, Conn. / Bethel
30	William Jaun	LHP/1B	L/L	6-3	225	Jr.	Loveland, Ohio / St. Xavier
31	Graham Biben	RHP	R/R	6-0	170	Fr.	New York, N.Y. / Riverdale Country School
32	Carson Mayfield	RHP	R/R	6-5	200	So.	Annandale, Va. / Bishop O'Connell
33	Von Baker	RHP	R/R	6-7	235	Sr.	St. Johnsville, N.Y. / Oppenheim-Ephratah-St. Johnsville
34	Ethan Van Sice	RHP	R/R	5-9	170	Fr.	Arlington, Va. / Gonzaga College [D.C.]
36	Nathaniel Jennewein	LHP	R/L	5-11	180	Fr.	Tampa, Fla. / T.R. Robinson
37	Huxley Holcombe	LHP/OF	L/L	6-6	180	Fr.	Worcester, Mass. / Worcester Academy
38	Asher Gardy	RHP	R/R	6-2	185	So.	Springfield, Va. / Lake Braddock (James Madison)
40	Nathan Waugh	C	R/R	6-5	230	Sr.	Placentia, Calif. / Yorba Linda
41	Jackson Marko	C	R/R	5-10	175	So.	Syracuse, N.Y. / Christian Brothers Academy
42	Josh Shea	RHP	R/R	5-11	175	So.	Cortlandt Manor, N.Y. / Hendrick Hudson

PITCHERS (16)		
3	Chris Ellison	R/R Jr.
5	Will Long	R/R Jr.
9	Story Kimura	R/R Sr.
13	Ethan Hamill	R/R So.
16	Noah Keller	L/L So.
17	William Stephens	R/R Sr.
21	John Gerfen	R/L So.
26	Tom Clancy	R/R Jr.
28	Max Foster	R/R Fr.
31	Graham Biben	R/R Fr.
32	Carson Mayfield	R/R So.
33	Von Baker	R/R Sr.
34	Ethan Van Sice	R/R Fr.
36	Nathaniel Jennewein	R/L Fr.
38	Asher Gardy	R/R So.
42	Josh Shea	R/R So.

CATCHERS (4)		
19	Mark Quatrani	R/R Fr.
23	Braden Mack	R/R Sr.
40	Nathan Waugh	R/R Sr.
41	Jackson Marko	R/R So.

INFIELDERS (6)		
2	Matt Barnhorst	R/R Sr.
7	Max Jensen	L/R Jr.
8	Luke Johnson	R/R Fr.
15	Owen Carlson	L/R Fr.
18	TJ Swidorski	R/R So.
20	Kevin Hager	R/R Fr.

OUTFIELDERS (5)		
1	John Quinlan	S/R Jr.
4	Caden Wildman	R/R So.
6	Kyle Musser	R/R Jr.
11	Matthew Walters	R/R So.
22	Jakobi Davis	L/L Jr.

UTILITY (4)		
12	Ryan Porter	R/R Jr.
25	Beck Urofsky	R/R So.
30	William Jaun	L/L Jr.
37	Huxley Holcombe	L/L Fr.

COACHING AND SUPPORT STAFF

Head Coach:	Dan Pepicelli
Associate Head Coach:	Tom Ford
Assistant Coach:	John Toppa
Volunteer Assistant Coach:	Justin Devoid
Athletic Trainer:	Grace DeStefano















PRUH-NUHN-SEE-AY-SHN GUIDE

6	Kyle Musser	MUH-sir
9	Story Kimura	kih-MURR-uh
18	TJ Swidorski	swih-DOOR-skee
19	Mark Quatrani	kwah-TRAH-knee
20	Kevin Hager	HAY-gher
25	Beck Urofsky	yuhr-OFF-skee
30	William Jaun	john
31	Graham Biben	BYE-bin
34	Ethan Van Sice	van SIYS
36	Nathaniel Jennewein	jen-IH-wine
40	Nathan Waugh	WAH
HC	Dan Pepicelli	PEP-ih-sell-ee
AC	John Toppa	TOE-puh
VAC	Justin Devoid	dih-VOID

ROSTER BREAKDOWN

FRESHMAN (9)	SOPHOMORE (11)	JUNIOR (9)	SENIOR (6)
8 Johnson	4 Wildman	1 Quinlan	2 Barnhorst
15 Carlson	11 Walters	3 Ellison	9 Kimura
19 Quatrani	13 Hamill	5 Long	17 Stephens
20 Hager	16 Keller	6 Musser	23 Mack
28 Foster	18 Swidorski	7 Jensen	33 Baker
31 Biben	21 Gerfen	12 Porter	40 Waugh
34 Van Sice	25 Urofsky	22 Davis	
36 Jennewein	32 Mayfield	26 Clancy	
37 Holcombe	38 Gardy	30 Jaun	
	41 Marko		
	42 Shea		

BY STATE / PROVINCE / COUNTRY

 Virginia	7	 Texas	3	 Maryland	1
 New York	5	 Minnesota	2	 Massachusetts	1
 California	4	 Pennsylvania	2	 Michigan	1
 Florida	3	 Connecticut	1	 Ohio	1
 New Jersey	3	 Georgia	1		

CORNELL QUICK FACTS

GENERAL INFORMATION

Location Ithaca, N.Y.
Enrollment (2023 Fall Undergraduate) 16,071
Founded 1865
Nickname Big Red
School Colors Carnelian Red (Pantone 187) and White
Conference Ivy League
President Martha E. Pollack
Meakam Smith Director of Athletics Dr. Nicki Moore
Athletics Website CornellBigRed.com

HISTORY

Seasons of Baseball 153rd
First Season 1869
All-Time Record (Win %) 1748-1993-35 (.468)
Ivy League Regular-Season Titles (last) 6 (2012)
Ivy League Championship Titles (last) 1 (2012)
NCAA Tournament Appearances (last) 1 (2012)
Most Consecutive NCAA Appearances Never
College World Series Appearances (last) Never
National Championships None
NCAA Tournament Record (Win %) 0-2 (.000)

BOOTH FIELD

Year Opened (Season) 2023 (2nd)
Dimensions 318' (LF/RF), 390' (CF), 397' (LCF/RCF)
Capacity 500
All-Time Record (Win %) 1-5 (.167)
Under Dan Pepicelli (Win %) 1-5 (.167)

COACHING STAFF

Head Coach Dan Pepicelli (SUNY Cortland '90)
Overall Record 306-330-3 (.481)
Record at Cornell 85-153-1 (.358)
Associate Head Coach Tom Ford (Ithaca '79)
Assistant Coach John Toppa (UConn '19)
Volunteer Assistant Justin Devoid (Colby-Sawyer '17)

2023 REVIEW

Overall Record 9-26
Ivy League Record (Finish) 8-13 (7th)
Home Record 2-8
Road Record 7-16
Neutral Record 0-2
Ivy League Championship Series Did not qualify
NCAA Tournament Not selected
D1Baseball.com Poll Ranking (final) N/A
NCBWA Poll Ranking (final) N/A
USA Today Poll Ranking (final) N/A

2024 TEAM INFORMATION

Letterwinners Returning / Lost 13 / 8
Newcomers 11
Fr / So / Jr / Sr 9 / 11 / 9 / 6

ATHLETIC COMMUNICATIONS

Jeremy Hartigan
Associate Director of Athletics for Communications
Marshall Haim
Assistant Director of Athletic Communications (BB)
Phone (mobile) (716) 465-4945
Email mh2348@cornell.edu
Matthew Jensen
Assistant Director of Athletic Communications
Aaron Kelly
Assistant Director of Athletic Communications
Ben Blakely
Communications Coordinator
Mike Hogan
Communications Coordinator

Mailing Address Cornell University Athletics
. Teagle Hall, 512 Campus Road, Ithaca, N.Y., 14853
Twitter / Instagram @CornellSports
Facebook /CornellSports

#YELLCORNELL

SCOUTING REPORT



as of 3/14/24



.226	BATTING AVG.	>>	.269
4.50	RUNS	>>	6.19
1.63	DOUBLES	>>	1.69
0.25	<< TRIPLES		0.19
0.38	HOME RUNS	>>	0.94
3.63	RBI	>>	6.00
.322	ON-BASE PCT.	>>	.394
.325	SLUGGING PCT.	>>	.418
4/8 (.500)	STOLEN BASES	>>	17/22 (.773)
11.08	ERA	>>	5.24
5.75	STRIKEOUTS	>>	9.25
.335	OPPONENT AVG.	>>	.252
2.43	WHIP	>>	1.47
.964	<< FIELDING PCT.		.953

BATTING LEADERS



CORNELL

	AVG	OBP	SLG	OPS
40 Nathan Waugh	.333	.412	.467	.879
4 Caden Wildman	.310	.412	.379	.791
2 Matt Barnhorst	.273	.333	.318	.651
7 Max Jensen	.192	.400	.423	.823
12 Ryan Porter	.174	.269	.217	.486



RICHMOND

	AVG	OBP	SLG	OPS
33 Aidan O'Keefe	.370	.438	.519	.957
23 Jason Shockley	.346	.375	.538	.913
6 Phil Bernstein	.339	.425	.484	.909
9 D.J. Pacheco	.326	.463	.558	1.021
10 Jake Topolski	.260	.377	.520	.897

WHEN IT RUNS, IT POURS

► Cornell has shown a knack for scoring runs in bundles this season, as 27 of its 36 runs have come in multi-run innings (75.0 percent of its run production).

► Of the Big Red's 203 runs scored since the beginning of last season, 156 have come in innings that have featured at least two runs crossing home plate (74.6 percent of run production).

► Since the beginning of the 2022 season, Cornell has had at least one multi-run inning in 60 of its 79 games (75.9 percent). At one point, Cornell scored at least two runs in 18 consecutive games from April 24, 2022 (final eight games of season) to March 18, 2023 (first 10 games of season).

► Cornell has had seven multi-run innings through its first three weekends of play, highlighted by a season-high six-run inning last weekend in the opening game of the Big Red's doubleheader against Georgetown at Capital One Park in Tysons, Va.

STAT BREAKDOWN

RUN-SCORING BREAKDOWN

2023 & 2024 Seasons

NUMBER OF RUNS	RUNS	PCT
One-Run Innings	53	25.4%
► Multi-Run Innings	156	74.6%

IVY LEAGUE PRESEASON POLL

► The Ivy League preseason poll was announced on Feb. 19, with Penn pitted as the unanimous favorite following a vote of 16 panelists.

► Columbia was picked second, finishing as the only other program to reach the century mark in points (101). Harvard (97 points) and Princeton (87 points) were the other anticipated programs to round out this year's four-team Ivy League Tournament field.

► Yale was slotted to finish fifth behind its 66 points, while Cornell (37 points) and Brown (35 points) were separated by two points for sixth and seventh places. Dartmouth rounded out the eight-team league with 25 points.

IVY PRESEASON POLL

2024 IVY LEAGUE PRESEASON POLL

Two Votes Per Program

SCHOOL (First-Place Votes)	POINTS
1. Penn (16)	128
2. Columbia	101
3. Harvard	97
4. Princeton	87
5. Yale	66
► 6. Cornell	37
7. Brown	35
8. Dartmouth	25

WALK THIS WAY

► Junior infielder **MAX JENSEN** enters this weekend with a 0.50 strikeout-to-walk ratio, which is tied with Harvard's Ben Rounds for the best rate among Ivy League hitters, according to data compiled by D1Baseball.com. Jensen has drawn six walks compared to three strikeouts across his 26 at-bats on the season.

► Jensen's 16.7 percent walk rate (six walks in 36 plate appearances) is the fifth-best average by an Ivy League batter. Columbia's Hunter Snyder (28.1 percent — nine walks in 32 PAs) and Owen Estabrook (20.8 percent — five walks in 24 PAs), Princeton's Jake Bold (20.4 percent — 11 walks in 54 PAs), and Harvard's Ben Rounds (18.2 percent — eight walks in 44 PAs) have higher clips.



WILLIAM JAUN LHP

#30

2024 STATS: 1-2, 11.25 ERA, 12.0 IP, 13 BB, 6 SO

Height / Weight: 6-3 / 225 lbs.

Hometown: Loveland, Ohio

High School: St. Xavier

Bats/Throws: L/L

Year: Junior

JAUN'S CAREER STATS

	W	L	ERA	G	GS	CG	IP	H	R	ER	HR	BB	SO	GIDP	WHIP	AVG
2022	— DID NOT PLAY (INJURY) —															
2023	— DID NOT PLAY (INJURY) —															
2024	1	2	11.25	3	3	0	12.0	11	15	15	1	13	6	2	2.00	.268
TOTALS	1	2	11.25	3	3	0	12.0	11	15	15	1	13	6	2	2.00	.268

NEWS & NOTES ON JAUN

- ▶ **THIS WEEKEND:** Slated to make fourth start and appearance of collegiate career and season this weekend.
- ▶ **LAST TIME OUT:** Allowed eight runs on five hits over his 3.1 innings of work in the nightcap of last Sunday's doubleheader with Georgetown at Capital One Park in Tysons, Va. ... registered season-high three strikeouts in outing while issuing four free passes.
- ▶ **AGAINST RICHMOND:** Will be first appearance against Richmond in his collegiate career.
- ▶ **2023:** Missed season due to injury.
- ▶ **2022:** Missed season due to injury.
- ▶ **PRIOR TO CORNELL:** Played four years at St. Xavier HS as first baseman and pitcher, helping team claim Greater Catholic League South Division titles in 2019 and 2021 ... GCL Pitcher of the Year, All-City First Team, and All-State honorable mention in 2021 ... All-GCL First Team as a pitcher in 2021 and second team selection at first base in 2019 ... received St. Xavier's Most Valuable Player, Most Outstanding Pitcher and Scholar-Athlete awards in 2021 ... competed at club level with Midland Redskins, earning Central Region Honorable Mention for 2021 Perfect Game Preseason All-American and All-Region teams ... garnered Honorable Mention in 2020 for the Perfect Game Preseason Underclassmen All-American Teams ... tabbed fourth among first basemen in Ohio and top 1,000 nationally among classmates by Perfect Game ... member of National Honor Society and National Latin Honor Society ... AP Scholar with Distinction.
- ▶ **PERSONAL:** Son Gregory and Cynthia Jaun, and he has two sisters and one brother ... father was a pitcher on baseball team at Notre Dame (1980-83), and brother, Eric, was outfielder at Babson (2016-19) ... enrolled in the College of Arts and Sciences.

JAUN'S 2024 GAME LOG

DATE/OPP	W/L	SCORE	IP	H	R	ER	HR	BB	SO	P/K	LEFT
2/25 at GT	W	11-4	5.0	4	2	2	0	4	1	82/44	7-0
3/3 at JMU	L	5-7	3.2	2	5	5	0	5	2	77/41	4-2
3/10 (2) at GTWN	L	0-20	3.1	5	8	8	1	4	3	76/45	0-6
TOTALS	1-2	11.25	12.0	11	15	15	1	13	6	235/130	55.3%

* — denotes relief appearance

JAUN'S 2024 SPLITS

SPLIT	W	L	G	GS	IP	H	R	ER	HR	BB	SO	ERA	AVG
Total	1	2	3	3	12.0	11	15	15	1	13	6	11.25	.268
Home	—	—	—	—	—	—	—	—	—	—	—	—	—
Away	1	2	3	3	12.0	11	15	15	1	13	6	11.25	.268
Neutral	—	—	—	—	—	—	—	—	—	—	—	—	—
Day	1	2	3	3	12.0	11	15	15	1	13	6	11.25	.268
Night	—	—	—	—	—	—	—	—	—	—	—	—	—
Starter	1	2	3	3	12.0	11	15	15	1	13	6	11.25	.268
Reliever	—	—	—	—	—	—	—	—	—	—	—	—	—
February	1	0	1	1	5.0	4	2	2	0	4	1	3.60	.222
March	0	2	2	2	7.0	7	13	13	1	9	5	16.71	.304
April	—	—	—	—	—	—	—	—	—	—	—	—	—
May	—	—	—	—	—	—	—	—	—	—	—	—	—

JAUN'S 2024 SPLITS vs. LHB/RHB

	BF	AB	H	2B	3B	HR	BB	SO	AVG	OBP	SLG	OPS
Total	60	41	11	2	0	1	13	6	.268	.456	.390	.846
vs. LHB	17	11	5	1	0	1	5	3	.455	.647	.818	1.465
vs. RHB	43	30	6	1	0	0	8	3	.200	.375	.233	.608

SINGLE-GAME HIGHS & LOWS

2024	CAREER
5.0, at Georgia Tech (2/25)	IP 5.0, at Georgia Tech (2/25/24)
5, at Georgetown (3/10 - G2)	H 5, at Georgetown (3/10/24 - G2)
8, at Georgetown (3/10 - G2)	R 8, at Georgetown (3/3/24 - G2)
8, at Georgetown (3/10 - G2)	ER 8, at Georgetown (3/3/24 - G2)
5, at James Madison (3/1)	BB 5, at James Madison (3/1/24)
3, at Georgetown (3/10 - G2)	SO 3, at Georgetown (3/10/24 - G2)
1, at Georgetown (3/10 - G2)	HR 1, at Georgetown (3/10/24 - G2)
—	CG —
—	SHO —
—	W STREAK —
2 games (3/3/24 - 3/10/24)	L STREAK 2 games (3/3/24 - 3/10/24)

NOTE: Bold denotes active streak



CARSON MAYFIELD RHP #32

2024 STATS: 0-2, 13.03 ERA, 9.2 IP, 7 BB, 5 SO

Height / Weight: 6-5 / 200 lbs.
Hometown: Annandale, Va.
High School: Bishop O'Connell

Bats/Throws: R/R
Year: Sophomore

MAYFIELD'S CAREER STATS

	W	L	ERA	G	GS	CG	IP	H	R	ER	HR	BB	SO	GDP	WHIP	AVG
2023	1	2	4.89	18	0	0	46.0	49	36	25	6	12	38	3	1.33	.266
2024	0	2	13.03	3	3	0	9.2	14	14	14	2	7	5	1	2.17	.326
TOTALS	1	4	6.31	21	3	0	55.2	63	50	39	8	19	43	4	1.47	.278

NEWS & NOTES ON MAYFIELD

- **THIS WEEKEND:** Slated to make his fourth start of season and career, and appear in his 22nd game with the Big Red this weekend.
- **LAST TIME OUT:** Retired Georgetown in order to begin the game before allowing a career-high nine runs on six hits over the next third of an inning prior to being pulled.
- **AGAINST RICHMOND:** Scheduled to make his first appearance against Richmond in his collegiate career.
- **2023:** Served as one of Cornell's go-to relievers, tying **SPENCER EDWARDS** for the most appearances on season (18) ... logged 46 innings while striking out 38 and issuing just 12 walks ... posted 1-2 record with a team-leading 4.89 ERA ... struck out a season-high five batters on two occasions (March 18 at George Mason and April 21 vs. Princeton) ... recorded first collegiate save at Yale (March 24) before collecting first victory over Columbia in following weekend (April 2) ... also earned second save at Dartmouth (May 6).
- **PRIOR TO CORNELL:** Four-year letterwinner in baseball at Falls Church and Bishop O'Connell ... named MVP at 2022 Mingo Bay Classic Tournament, where team claimed championship ... two-time captain (Falls Church - 2020; Bishop O'Connell - 2022) ... tabbed Second Team All-Region as a right-handed pitcher in 2019 while at Falls Church ... earned pair of First Team honors, being named First Team Division I All-State in 2021 and First Team All-WCAC in 2022 ... member of Expanded Services Mentoring Program at Bishop O'Connell in 2021-22.
- **PERSONAL:** Son of Jeff and Ann Mayfield, and has an older brother ... currently enrolled in the College of Arts and Sciences.

MAYFIELD'S 2024 GAME LOG

DATE/OPP	W/L	SCORE	IP	H	R	ER	HR	BB	SO	P/K	LEFT
2/23 at GT	ND	6-9	3.0	4	2	2	0	3	2	81/50	1-2
3/1 at JMU	L	1-5	5.1	4	3	3	2	1	3	78/45	1-2
3/10 (1) at GTWN	L	6-24	1.1	6	9	9	0	3	0	44/20	0-8
TOTALS	0-2	13.03	9.2	14	14	14	2	7	5	203/115	56.7%

* — denotes relief appearance

MAYFIELD'S 2024 SPLITS

SPLIT	W	L	G	GS	IP	H	R	ER	HR	BB	SO	ERA	AVG
Total	0	2	3	3	9.2	14	14	14	2	7	5	13.03	.326
Home	—	—	—	—	—	—	—	—	—	—	—	—	—
Away	0	2	3	3	9.2	14	14	14	2	7	5	13.03	.326
Neutral	—	—	—	—	—	—	—	—	—	—	—	—	—
Day	0	2	3	3	9.2	14	14	14	2	7	5	13.03	.326
Night	—	—	—	—	—	—	—	—	—	—	—	—	—
Starter	0	2	3	3	9.2	14	14	14	2	7	5	13.03	.326
Reliever	—	—	—	—	—	—	—	—	—	—	—	—	—
February	0	0	1	1	3.0	4	2	2	0	3	2	6.00	.286
March	0	2	2	2	6.2	10	12	12	2	4	3	16.20	.345
April	—	—	—	—	—	—	—	—	—	—	—	—	—
May	—	—	—	—	—	—	—	—	—	—	—	—	—

MAYFIELD'S 2024 SPLITS vs. LHB/RHB

	BF	AB	H	2B	3B	HR	BB	SO	AVG	OBP	SLG	OPS
Total	50	43	14	2	1	2	7	5	.326	.420	.558	.978
vs. LHB	19	17	5	0	0	0	2	0	.294	.368	.294	.663
vs. RHB	31	26	9	2	1	2	5	5	.346	.452	.731	1.182

SINGLE-GAME HIGHS & LOWS

2024	CAREER
5.1, at James Madison (3/1)	IP 5.1, at James Madison (3/1/24)
6, at Georgetown (3/10 - G1)	H 10, at VCU (3/10/23)
9, at Georgetown (3/10 - G1)	R 9, at Georgetown (3/10/24 - G1)
9, at Georgetown (3/10 - G1)	ER 9, at Georgetown (3/10/24 - G1)
3, (2x), Last: at Georgetown (3/10 - G1)	BB 3, (2x), Last: at Georgetown (3/10/24 - G1)
3, at James Madison (3/1)	SO 5, (2x), Last: vs. Princeton (4/21/23)
2, at James Madison (3/1)	HR 2, (3x), Last: at James Madison (3/1/24)
—	CG —
—	SHO —
—	W STREAK —
2 games (3/3/24 - 3/10/24)	L STREAK 2 games (3/3/24 - 3/10/24)

NOTE: Bold denotes active streak



ETHAN HAMILL RHP

2024 STATS: 0-0, 8.00 ERA, 9.0 IP, 4 BB, 6 SO

#13

Height / Weight: 6-3 / 200 lbs.
Hometown: Chester, Va.
High School: Thomas Dale

Bats/Throws: R/R
Year: Sophomore

HAMILL'S CAREER STATS

	W	L	ERA	G	GS	CG	IP	H	R	ER	HR	BB	SO	GDP	WHIP	AVG
2023	2	6	7.38	11	11	0	50.0	69	50	41	12	28	27	3	1.94	.337
2024	0	0	8.00	3	0	0	9.0	13	10	8	4	4	6	1	1.89	.325
TOTALS	2	6	7.47	14	11	0	59.0	82	60	49	16	32	33	4	1.93	.335

NEWS & NOTES ON HAMILL

► **THIS WEEKEND:** Scheduled to make fourth appearance of season and the 15th of his career ... slated to make first start of season and the 12th of career ... will be first start since nightcap of May 6 doubleheader against Dartmouth in what was Cornell's penultimate game of the 2023 campaign.

► **LAST TIME OUT:** Made third relief appearance of season in nightcap of last Sunday's doubleheader with Georgetown in Tysons, Va. ... allowed six runs (four earned) on five hits in two-thirds of an inning ... both outs came via punchout, matching his single-game high for the third time this season.

► **AGAINST RICHMOND:** Scheduled to make his first appearance against Richmond in his collegiate career.

► **2023:** Started in all 11 appearances, tying classmate **NOAH KELLER** for most starts by a freshman by a Cornell pitcher in a single season (**BRIAN WILLIAMSON** in 1996, **BRIAN MCAFEE** in 2012) ... posted 2-6 record with 7.38 ERA ... lone quality start of season came at George Mason on March 18 (6 IP, 1 ER) ... registered first collegiate victory in road win at Harvard on April 15 ... fanned season-high six batters over 5 IP against Princeton (April 22).

► **PRIOR TO CORNELL:** Earned four letters in baseball at Thomas Dale HS ... named an All-Region and All-Metro selection in 2022 ... two-time district champion (2021 and 2022) ... awarded 2022 US Army Reserve National Scholar-Athlete Award ... nominated for 2022 Richmond Sports Backers Male Scholar-Athlete of the Year ... also earned three varsity letters in football and one letter in volleyball.

► **PERSONAL:** Son of Greg and Donna Hamill ... enrolled in the College of Agriculture and Life Sciences.

CORNELL RECORD BOOK

MOST STARTS BY A FRESHMAN PITCHER
On Record in Cornell History

PLAYER	SEASON	STARTS
Brian Williamson	1996	11
Brian McAfee	2012	11
► Ethan Hamill	2023	11
► Noah Keller	2023	11

HAMILL'S 2024 GAME LOG

DATE/OPP	W/L	SCORE	IP	H	R	ER	HR	BB	SO	P/K	LEFT
2/24 at GT*	SV	11-4	4.0	3	2	2	2	1	2	58/36	—
3/2 at JMU*	ND	5-7	4.1	5	2	2	2	1	2	78/53	—
3/10 (2) at GTWN*	ND	0-20	0.2	5	6	4	0	2	2	33/18	—
TOTALS	0-0	8.00	9.0	13	10	8	4	4	6	169/107	63.3%

* — denotes relief appearance

HAMILL'S 2024 SPLITS

SPLIT	W	L	G	GS	IP	H	R	ER	HR	BB	SO	ERA	AVG
Total	0	1	3	0	9.0	13	10	8	4	4	6	8.00	.325
Home	—	—	—	—	—	—	—	—	—	—	—	—	—
Away	0	1	3	0	9.0	13	10	8	4	4	6	8.00	.325
Neutral	—	—	—	—	—	—	—	—	—	—	—	—	—
Day	0	1	3	0	9.0	13	10	8	4	4	6	8.00	.325
Night	—	—	—	—	—	—	—	—	—	—	—	—	—
Starter	—	—	—	—	—	—	—	—	—	—	—	—	—
Reliever	0	1	3	0	9.0	13	10	8	4	4	6	8.00	.325
February	0	0	1	0	4.0	3	2	2	2	1	2	4.50	.214
March	0	0	2	0	5.0	10	8	6	2	3	4	10.80	.385
April	—	—	—	—	—	—	—	—	—	—	—	—	—
May	—	—	—	—	—	—	—	—	—	—	—	—	—

HAMILL'S 2024 SPLITS vs. LHB/RHB

	BF	AB	H	2B	3B	HR	BB	SO	AVG	OBP	SLG	OPS
Total	45	40	13	0	1	4	4	6	.325	.400	.675	1.075
vs. LHB	12	9	4	0	0	0	3	2	.444	.583	.444	1.028
vs. RHB	33	31	9	0	1	4	1	4	.290	.333	.742	1.075

SINGLE-GAME HIGHS & LOWS

2024	CAREER
4.1, at James Madison (3/3)	IP 6.0, (2x), Last: vs. Penn (4/28/23)
5, (2x), Last: at Georgetown (3/10 - G2)	H 11, at VCU (3/11/23)
6, at Georgetown (3/10 - G2)	R 9, vs. Brown (4/8/23)
4, at Georgetown (3/10 - G2)	ER 8, at VCU (3/11/23)
2, at Georgetown (3/10 - G2)	BB 6, at Dartmouth (5/6/23)
2, (3x), Last: at Georgetown (3/10 - G2)	SO 6, vs. Princeton (4/22/23)
2, (2x), Last: at James Madison (3/3)	HR 3, (2x), Last: vs. Princeton (4/22/23)
—	CG —
—	SHO —
—	W STREAK —
—	L STREAK 3 games, 2/25/23 - 3/11/23

NOTE: Bold denotes active streak

IVY LEAGUE HONORS

DATE	AWARD	PLAYER (SCHOOL)
Feb. 26	Player	Davis Baker (Penn)
	Pitcher	Andy Leon (Columbia)
	Rookie	Miles Newsome (Brown)
March 4	Player	Jack Cooper (Columbia)
	Pitcher	Sean Matson (Harvard)
	Rookie	Nick Spaventa (Penn)
March 11	Player	Matt Giberti (Harvard)
	Pitcher	Jack Seppings (Brown)
	Rookie	Nick Spaventa (Penn)

IVY LEAGUE STANDINGS AND SCHEDULES

as of 3/14/24	IVY LEAGUE					OVERALL						
	OPPONENT	W-L	PCT	GB	STREAK	W-L	PCT	STREAK	HOME	AWAY	NEUTRAL	RPI
	Brown	0-0	.000	—	—	4-6	.400	L1	0-0	4-6	0-0	184
	Cornell	0-0	.000	—	—	1-7	.125	L5	0-0	1-7	0-0	136
	Columbia	0-0	.000	—	—	3-8	.273	L5	3-0	0-6	0-2	190
	Dartmouth	0-0	.000	—	—	1-5	.167	W1	0-0	1-5	0-0	161
	Harvard	0-0	.000	—	—	2-8	.200	L1	0-0	1-6	1-2	165
	Penn	0-0	.000	—	—	5-8	.385	W2	1-0	4-8	0-0	99
	Princeton	0-0	.000	—	—	3-9	.250	L1	0-0	3-9	0-0	141
	Yale	0-0	.000	—	—	1-9	.100	L1	0-1	1-8	0-0	300

LAST WEEK'S SCORES

Tuesday, March 5

Penn 9, Charleston Southern 6

Wednesday, March 6

Charleston Southern 11, Penn 5

Friday, March 8

Brown 16, Davidson 13

Charleston 11, Penn 5

Penn State 5-8, Harvard 3-7

Towson 2, Yale 1

UC Irvine 32, Columbia 2

Saturday, March 9

Charleston 7, Penn 4

Fresno State 8, Columbia 5

Navy 7, Princeton 6 (13 inn.)

UC Irvine 25, Columbia 7

Sunday, March 10

Georgetown 24-20, Cornell 6-0

Brown 6-5, Davidson 4-12

Fresno State 15, Columbia 4

Harvard 6, Penn State 5

Navy 6-12, Princeton 5-22

Penn 6, Charleston 5

Towson 3-0, Yale 1-1

THIS WEEK'S SCORES

Monday, March 11

Richmond 24, Princeton 8

Tuesday, March 12

Princeton 10, Old Dominion 8

Santa Clara 14, Columbia 8

Wednesday, March 13

Old Dominion 12, Princeton 1

Penn 8, Villanova 3

East Tennessee St. 14, Harvard 4

Sacred Heart 6, Yale 2

Dartmouth 3, Long Beach St. 0

Thursday, March 14

Dartmouth at LMU, 9:00 ET

Friday, March 15

Cornell at Richmond, 1:30

Columbia at #11 E. Carolina, 6:00

Princeton at VCU, 3:00

Harvard at Western Carolina, 4:00

Dartmouth at LMU, 9:00 ET

THIS WEEKEND'S SCHEDULE

Saturday, March 16

Cornell at Richmond, 1:00

Columbia at #11 E. Carolina, 4:00

Bryant at Brown, 11:30 a.m. (DH)

Lafayette at Penn, 11:30 a.m. (DH)

Yale at UMBC, 12:00 (DH)

Princeton at VCU, 1:00

Harvard at Western Carolina, 2:00

Dartmouth at LMU, 7:00 ET

Sunday, March 17

Cornell at Richmond, 12:00

Columbia at #11 ECU, 11:30 a.m.

Harvard at WCU, 11:00 a.m.

Lafayette at Penn, 12:00

Brown at Bryant, 1:00

Yale at UMBC, 1:00

Princeton at VCU, 1:00

Dartmouth at LMU, 4:00 ET

NOTHING EXTRA, PLEASE

► Cornell has not played an extra-inning contest in any of its last 53 games, dating back to a 10-9 walk-off victory against Central New York rival Binghamton on April 20, 2022, at Hoy Field.

► Saint Peter's is the only Division I program to have its last extra-inning contest later than the Big Red. The Peacocks have not played extra innings since May 8, 2021, when they played a pair of eight-inning contests against Monmouth on both ends of a scheduled seven-inning doubleheader.

► Last season, Cornell was one of seven NCAA Division I programs not to play an extra-inning game, joined by Alabama A&M, East Tennessee State, Georgia Southern, Kansas State, Princeton, and Saint Peter's.

► Cornell's lone contest last year that did not end in nine innings was the nightcap of an April 22 doubleheader against Princeton, 11-0, which was halted after seven innings due to rain.

► Excluding the COVID-shortened 2020 season, last year's campaign was Cornell's first without any contests going to extra innings since 1997.

FAMILY MATTERS

► Freshman infielder **KEVIN HAGER** and freshman right-handed pitcher **GRAHAM BIBEN** are the younger brothers of former Cornell baseball alums.

► Hager's older brother, Frank, was a member of the Cornell baseball team from 2009-12 before returning to his alma mater in 2016, where he served as a volunteer assistant coach for **DAN PEPICELLI** in his first year at the helm of the Cornell baseball program. Frank was elevated to assistant coach and recruiting coordinator the following year, aiding the program to a 21-17 record, and remained with the Big Red program until the conclusion of the 2022 campaign. While on staff, Frank also earned his master of professional studies from the Johnson Graduate School of Management in 2020.

► Biben's older brother, August, graduated from Cornell last spring and was a member of the Big Red program from 2019-23. In addition to his brother, Graham's older sister, Dylan, is also currently enrolled at Cornell, which is also where his father, Matthew, and his grandfather also attended.

NCAA LEADERS

LONGEST STRETCH WITHOUT EXTRA INNINGS

Active Streaks

SCHOOL	DATE	OPP.	INN.
Saint Peter's	5/8/21	Monmouth	8
►Cornell	4/20/22	Binghamton	10
Ga. Southern	4/20/22	Florida State	11
Alabama A&M	4/27/22	Tougaloo	10
FDU	5/14/22	LIU	10
Bellarmine	2/19/23	New Mexico St.	11
Ohio State	2/24/23	Gonzaga	10

SERIES HISTORY



AT



SERIES HISTORY

RICHMOND LEADS, 6-2

Ithaca, N.Y. (Booth Field)	0-0 (0-0)
Richmond, Va. (Pitt Field)	1-6 (0-0)
Neutral Sites	1-0
Under Dan Pepicelli	1-3

SCORING RECORDS

CORNELL	RICHMOND
Ithaca	Ithaca
Richmond	Richmond
Neutral Site	Neutral Site

GAME-BY-GAME RESULTS

DATE	SITE	SCORE
4/5/38	Richmond, Va.	L, 3-9
4/3/39	Richmond, Va.	L, 2-14
3/26/68	Fort Eustis, Va.	W, 6-4 (7 inn.)
3/31/15	Richmond, Va.	L, 7-23
3/17/17	Richmond, Va.	L, 7-8 (10 inn.)
3/18/22	Richmond, Va.	L, 6-15
3/19/22	Richmond, Va.	L, 2-9
3/20/22	Richmond, Va.	W, 7-4

SCOUTING RICHMOND

- ▶ Richmond is scheduled to conclude what ended up being a 19-game homestand to open the 2024 season this weekend.
- ▶ After hosting its first 12 games of the season at Pitt Field, the Spiders' first scheduled road game against James Madison on March 6 was postponed.
- ▶ The Spiders are one of 14 Division I baseball programs that have yet to play a road game, joining Arkansas, Auburn, California, Clemson, Coastal Carolina, College of Charleston, Houston, Kansas, Louisville, Mississippi State, Oregon State, Tennessee, and Vanderbilt. Of the 14 programs, only Coastal Carolina and the College of Charleston join Richmond in having all of their games so far on the season come on their home turf.
- ▶ Aidan O'Keefe (.370/.438/.519), Jason Shockley (.346/.375/.538), Phil Bernstein (.339/.425/.484), and D.J. Pacheco (.326/.463/.558) all enter this weekend's series with batting averages above .320. Pacheco boasts the top on-base and slugging percentages, and has a Richmond-leading 1.021 OPS.
- ▶ On the mound, Richmond has struck out 148 batters in 139 innings pitched, averaging out to a 9.58 strikeout-per-9-inning ratio. Kyle Roche has excelled on the rubber, striking out 22 batters in 25.1 innings of work and has yet to issue a walk. Despite his 1-3 record, Roche has a 2.13 ERA and a 0.95 WHIP (walks and hits per inning pitched).

85 YEARS, 435 MILES, 8 MEETINGS

- ▶ This weekend will be the second time in the last three years in which Cornell and Richmond will be playing a three-game series. The last time the Big Red and Spiders squared off on the baseball diamond was from March 18-20, 2022, also at Pitt Field in Richmond, Va.
- ▶ In the last meeting with the Spiders, Cornell prevented Richmond of claiming a three-game sweep as freshman outfielder **JAKOBI DAVIS** and junior **WILS GUY** posted consecutive two-run hits to highlight a five-run ninth inning for Cornell in its 7-4 victory.
- ▶ Cornell trailed 4-2 after eight innings before junior **RYAN ROSS** and freshman **RYAN PORTER** worked back-to-back walks, bringing the go-ahead run to the plate with no outs in the ninth.
- ▶ Guy, who finished the day 3-for-4 with two RBI and a pair of stolen bases, padded the Big Red's lead with heads-up baserunning, scoring from third on a wild pitch that never got more than 20 feet from the plate.
- ▶ **BRADEN MACK** earned the victory in relief, recording the final six outs — three via strikeout — while working around a pair of hits and a walk. Right-handed pitcher **LUKE YACINICH** was solid in a no-decision, completing seven innings for the first time in his collegiate career.
- ▶ **MAX JENSEN** cranked his first collegiate home run with a runner on in the fourth inning to tie the game at 2-all.
- ▶ The only other victory for Cornell over Richmond came on March 26, 1968, in Fort Eustis, Va., 6-4, in a seven-inning contest. **JIM PIERSANTI** pitched the first six innings for the Big Red, while **BILL KUNSMAN** held the Spiders hitless in the final frame.
- ▶ Cornell jumped out to a 4-0 lead in the first inning behind an RBI double by **ED MAHONEY** and a two-run single by **HANK ZALE**. The second Big Red run of the inning came after **CHRIS RITTER** reached on an error. Ritter drove in Cornell's next run in the third to up the Big Red's lead to 5-1 before it took a 6-3 lead in the fifth behind an RBI double by **LOU VERDI**.

CORNELL VS. RICHMOND

PLAYER	GP	GS	AB	R	H	2B	3B	HR	RBI	BB	HBP	SO	SF	SH	SB	AVG	OBP	SLG	
Ryan Porter	2	2	5	3	2	0	0	0	0	3	0	2	0	0	0	.400	.625	.400	
John Quinlan	3	0	3	1	1	0	0	0	0	0	0	1	0	0	0	.333	.333	.333	
Matt Barnhorst	2	2	6	2	2	0	0	1	2	0	2	1	0	0	0	.333	.500	.833	
Jakobi Davis	3	3	10	2	3	1	1	0	4	1	0	2	0	0	0	.300	.364	.600	
Braden Mack	1	1	4	1	1	0	0	0	0	0	0	0	0	0	0	.250	.250	.250	
Max Jensen	3	3	12	1	1	0	0	1	2	1	0	1	0	0	0	.083	.154	.333	
Nathan Waugh	2	1	6	1	1	0	0	0	0	0	0	2	0	0	0	.000	.000	.000	
TOTALS	3		46	11	11	1	1	2	8	5	2	9	0	0	0	.239	.340	.435	
PLAYER	W-L	ERA	APP	GS	CG	SHO	SV	IP	H	R	ER	BB	SO	AVG	WP	HP	BK	SF	SH
Braden Mack	1-0	0.00	1	0	0	0/0	0	0.2	3	3	0	1	1	.500	1	0	0	0	0
Chris Ellison	0-0	5.40	1	0	0	0/0	0	3.1	4	3	2	1	0	.333	0	0	0	0	1
Ryan Porter	0-0	6.75	1	0	0	0/0	0	2.2	2	3	2	0	3	.182	0	1	0	0	0
Von Baker	0-1	18.00	1	1	0	0/0	0	2.0	1	4	4	2	3	.167	1	5	0	1	0
Tom Clancy	0-0	∞	1	0	0	0/0	0	0.0	0	3	2	1	0	—	0	2	0	0	0
TOTALS	1-1	10.38	5	1	0	0/0	0	8.2	10	16	10	5	7	.286	2	8	0	1	1

BOOTH FIELD



After spending over 100-plus years at Hoy Field, Cornell's legendary, and storied, on-campus field, the Cornell baseball team officially moved to Booth Field, the program's brand-new, \$17.5 million off-campus facility on Friday, April 21, 2023.

Booth Field is named in honor of former Cornell pitcher **RICH BOOTH '82**, who has shown “extraordinary leadership and generosity — much of its anonymous — over the last four decades.”

The facility features many state-of-the-art amenities for the Cornell baseball team, including a 1500-square foot team room and lounge, 1500-square foot locker room, and a 7000-square foot indoor area for batting cages and pitching mounds. A nutrition station, Hall of Fame area, and a coaches room is included at the facility, which was completed this past summer.

BOOTH FIELD FIRSTS [ALL OCCURRED ON 4/7/23 UNLESS DENOTED]

GAME: Friday, April 21, 2023 (Princeton 11, Cornell 8)

CORNELL WIN:

ATTENDANCE: 397

TIME OF GAME | TEMPERATURE: 2:21 | 84°F

FIRST PITCH: 3:33 p.m. by Spencer Edwards, Cornell; fastball, ball

BATTER: Matt Scannell, Princeton (homered)

PLATE UMPIRE: Mike Lum

HIT: Home run by Matt Scannell, 1st inning, none on

RUN: Matt Scannell, Princeton (homered)

SINGLE: Brendan Cumming, Princeton, 1st inning

DOUBLE: Max Jensen, Cornell, 1st inning

TRIPLE: Jakobi Davis, Cornell, 2nd inning

FIRST RBI: Matt Scannell, Princeton, 1st inning (homered)

HOME RUN: Matt Scannell, Princeton, (1st inning off Spencer Edwards)

TWO-RUN HOME RUN: Kyle Vinci, Princeton, (4th inning off Spencer Edwards)

THREE-RUN HOME RUN: Kyle Vinci, Princeton, (7th inning off Carson Mayfield)

GRAND SLAM: Kyle Vinci, Princeton, 4/8/23, (7th inning off Von Baker)

PINCH-HIT HOME RUN: Never happened

INSIDE-THE-PARK HOME RUN: Never happened

WINNING PITCHER: Jackson Emus, Princeton (starter)

LOSING PITCHER: Spencer Edwards, Cornell (starter)

SAVE: Jacob Faulkner, Princeton

PUTOUT: Matt Barnhorst, Cornell (first out of 6-4-3 DP)

ASSIST: Ryan Porter, Cornell (GIDP to shortstop)

ERROR: Noah Granet, Princeton, fielding

CG SHUTOUT: Tom Chmielewski, Princeton, 4/8/23

9-INNING CG SHO: Has not happened

WALK: Cornell's John Quinlan by Princeton's Jackson Emus, 1st inning

STRIKEOUT: Princeton's Kyle Vinci by Cornell's Spencer Edwards, 1st inning

STOLEN BASE: Scott Bandura, Princeton, 4th inning

DOUBLE PLAY: Porter to Barnhorst to Jensen, Cornell, 1st inning

TRIPLE PLAY: Has not happened

BALK: Has not happened

ONE-HITTER: Has not happened

NO-HITTER: Has not happened

DAILY BATTING LOGS

PLAYER	2/23 at GT	2/24 at GT	2/25 at GT	3/1 at JMU	3/2 at JMU	3/3 at JMU	3/10 (1) at GTWN	3/10 (2) at GTWN	3/15 at RIC	3/16 at RIC	3/17 at RIC	3/19 BING	3/23 (1) at PRIN	3/23 (2) at PRIN	3/24 at PRIN
Matt Barnhorst	k1kwk		1kwk2	1k1o	ko1o		ofok	ed							
Owen Carlson		ko1o				kww		1							
Jakobi Davis	wkk1	kkwk	kk1o	kkh		3kkk	howk								
Kevin Hager		k1c		dooo	koco	okow		o							
Huxley Holcombe								o							
William Jaun	kkwoo	kko2		oooo			1oee								
Max Jensen	wo1ww	hkwhk	oooeb	2oo1	ko3o	ooo4	dohwo	ooow							
Luke Johnson	2kooo		ooo2h	ookc	1ko1c	ohok		kkkk							
Braden Mack	2	o	ooho1			ooko	1f11o								
Jackson Marko															
Kyle Musser															
Ryan Porter	ck1wk		11kkk	cooo	ko2o		woowo	okd							
Mark Quatrani		kk14			okok			kod							
John Quinlan		oodo1			k2o1	1woo		ook							
TJ Swidorski	oowb		F1kkk				ko22	ow							
Beck Urofsky							k								
Matthew Walters															
Nathan Waugh	wk1oo	11ok	4okkW	1okk	kk1k	k2dk	ewdw1	o11							
Caden Wildman	oowo1	k1ok	12kke	wo1w	howk	12oo	k1oko	kd1							

KEY: 1-Single, 2-Double, 3-Triple, 4-Home Run, o-Out, k-Strikeout, w-Walk, W-Int. Walk, h-Hit by Pitch, e-Reached on Error, b-Sac Bunt, F-Sac Fly, c-Fielder's Choice, d-Double Play;
NOTE: Shading denotes started game; read left-to-right for first-to-last AB.

2024 BIG RED HOME RUNS

PLAYER	HR	vL	vR	HOME	ROAD/ NEUTRAL	RUNNERS ON				OUTS			TIED	GO	DIRECTION				TEAM	LAST HR			
						0	1	2	3	0	1	2	GAME	AHEAD	LF	LC	CF	RC	RF	W-L	DATE / OPP	PITCHER	AB SINCE
Matt Barnhorst	—	—	—	—	—	—	—	—	—	—	—	—	—	—	—	—	—	—	—	—	5/6/23 at Dartmouth	Sarcone	28
Owen Carlson	—	—	—	—	—	—	—	—	—	—	—	—	—	—	—	—	—	—	—	—	—	—	—
Jakobi Davis	—	—	—	—	—	—	—	—	—	—	—	—	—	—	—	—	—	—	—	—	4/21/23 vs. Princeton	Kim	46
Kevin Hager	—	—	—	—	—	—	—	—	—	—	—	—	—	—	—	—	—	—	—	—	—	—	—
Huxley Holcombe	—	—	—	—	—	—	—	—	—	—	—	—	—	—	—	—	—	—	—	—	—	—	—
William Jaun	—	—	—	—	—	—	—	—	—	—	—	—	—	—	—	—	—	—	—	—	—	—	—
Max Jensen	1	1	—	—	1	1	—	—	—	—	—	1	—	—	—	—	—	1	—	0-1	3/3/24 at JMU	Kinsler	6
Luke Johnson	—	—	—	—	—	—	—	—	—	—	—	—	—	—	—	—	—	—	—	—	—	—	—
Braden Mack	—	—	—	—	—	—	—	—	—	—	—	—	—	—	—	—	—	—	—	—	—	—	—
Jackson Marko	—	—	—	—	—	—	—	—	—	—	—	—	—	—	—	—	—	—	—	—	—	—	—
Kyle Musser	—	—	—	—	—	—	—	—	—	—	—	—	—	—	—	—	—	—	—	—	—	—	—
Ryan Porter	—	—	—	—	—	—	—	—	—	—	—	—	—	—	—	—	—	—	—	—	4/28/23 vs. Penn	Zaffiro	30
Mark Quatrani	1	—	1	—	1	1	—	—	—	1	—	—	—	—	—	—	—	—	1	0-1	2/24/24 at Ga. Tech	Gaudette	7
John Quinlan	—	—	—	—	—	—	—	—	—	—	—	—	—	—	—	—	—	—	—	—	3/4/23 vs. PFW	Fine	137
TJ Swidorski	—	—	—	—	—	—	—	—	—	—	—	—	—	—	—	—	—	—	—	—	2/25/23 at JMU	Murphy	58
Beck Urofsky	—	—	—	—	—	—	—	—	—	—	—	—	—	—	—	—	—	—	—	—	—	—	—
Matthew Walters	—	—	—	—	—	—	—	—	—	—	—	—	—	—	—	—	—	—	—	—	—	—	—
Nathan Waugh	1	—	1	—	1	1	—	—	—	—	—	1	—	1	—	—	1	—	—	1-0	2/25/24 at Ga. Tech	Patel	21
Caden Wildman	—	—	—	—	—	—	—	—	—	—	—	—	—	—	—	—	—	—	—	—	—	—	—

BIG RED MISCELLANEOUS BATTING

PLAYER	MULTI-HIT GAMES						MULTI-RBI GAMES						HIT STREAKS				HITS			
	2	3	4	5+	TOTAL	CAREER	2	3	4	5+	TOTAL	CAREER	5-9	10-14	15+	ACTIVE	2024 HIGH	CAREER HIGH	INFIELD	BUNT
Matt Barnhorst	2	—	—	—	2	12	—	—	—	—	—	5	—	—	—	0	4, (2/23 - 3/2)	5, 2022	—	—
Owen Carlson	—	—	—	—	—	—	—	—	—	—	—	—	—	—	—	1	1, (2x), Last: (3/10)	—	—	1
Jakobi Davis	—	—	—	—	—	8	—	—	—	—	—	6	—	—	—	0	1, (3x), Last: (3/3)	6, (2x), Last: 2023-24	2	—
Kevin Hager	—	—	—	—	—	—	—	—	—	—	—	—	—	—	—	0	1, (2/24)	—	—	—
Huxley Holcombe	—	—	—	—	—	—	—	—	—	—	—	—	—	—	—	—	—	—	—	—
William Jaun	—	—	—	—	—	—	—	—	—	—	—	—	—	—	—	1	1, (2x), Last: (3/10)	—	—	—
Max Jensen	1	—	—	—	1	20	—	—	—	—	—	11	—	—	—	0	3, (3/1 - 3/3)	8, 2022	—	—
Luke Johnson	1	—	—	—	1	1	1	—	—	—	1	1	—	—	—	0	2, (2/23 - 2/25)	2, 2024	—	—
Braden Mack	—	1	—	—	1	2	1	—	—	—	1	1	—	—	—	1	1, (3x), Last: (3/10)	—	—	—
Jackson Marko	—	—	—	—	—	—	—	—	—	—	—	—	—	—	—	—	—	—	—	—
Kyle Musser	—	—	—	—	—	1	—	—	—	—	—	2	—	—	—	—	—	4, 2023	—	—
Ryan Porter	1	—	—	—	1	12	1	—	—	—	1	9	—	—	—	0	2, (2/23 - 2/25)	4, 2022-23	1	—
Mark Quatrani	1	—	—	—	1	1	—	—	—	—	—	—	—	—	—	0	1, (2/24)	—	—	—
John Quinlan	1	—	—	—	1	9	—	—	—	—	—	1	—	—	—	6	3, (2/24 - 3/3)	6, 2023-24	1	—
TJ Swidorski	1	—	—	—	1	4	—	1	—	—	1	2	—	—	—	0	2, (2/25 - 3/10)	3, 2023	—	—
Beck Urofsky	—	—	—	—	—	—	—	—	—	—	—	—	—	—	—	—	—	—	—	—
Matthew Walters	—	—	—	—	—	—	—	—	—	—	—	—	—	—	—	—	—	—	—	—
Nathan Waugh	2	—	—	—	2	19	1	—	—	—	1	11	1	—	—	12	8, (2/23 - 3/3)	12, 2023-24	—	—
Caden Wildman	2	—	—	—	2	2	—	—	—	—	—	—	—	—	—	3	4, (2/23 - 3/1)	4, 2024	1	—

Bold denotes active streak

BIG RED W-L RECORD BY LINEUP CARD

PLAYER	BATTING ORDER (STARTS)									BY POSITION (STARTS)								
	1ST	2ND	3RD	4TH	5TH	6TH	7TH	8TH	9TH	C	1B	2B	3B	SS	LF	CF	RF	DH
Matt Barnhorst	—	—	—	—	—	—	1-4	0-1	—	—	—	1-5	—	—	—	—	—	—
Owen Carlson	—	0-1	—	—	—	—	—	0-1	—	—	—	0-2	—	—	—	—	—	—
Jakobi Davis	—	—	—	—	—	0-2	—	0-1	1-2	—	—	—	—	—	—	1-5	—	—
Kevin Hager	—	—	—	—	—	—	0-1	0-2	0-1	—	—	—	—	0-4	—	—	—	—
William Jaun	—	—	—	0-4	—	—	—	—	—	—	0-2	—	—	—	—	—	—	0-2
Max Jensen	—	1-6	—	0-1	—	—	—	—	—	—	1-5	—	0-2	—	—	—	—	—
Luke Johnson	1-5	—	—	—	—	—	—	—	—	—	—	—	1-5	—	—	—	—	—
Braden Mack	—	—	—	1-0	—	0-2	—	—	—	0-1	—	—	—	—	—	—	—	1-1
Jackson Marko	—	—	—	—	—	—	—	—	—	—	—	—	—	—	—	—	—	—
Kyle Musser	—	—	—	—	—	—	—	—	—	—	—	—	—	—	—	—	—	—
Ryan Porter	0-1	—	—	—	1-4	—	—	—	—	—	—	—	—	—	1-3	—	0-2	—
Mark Quatrani	—	—	—	—	—	0-1	0-1	0-1	—	0-3	—	—	—	—	—	—	—	—
John Quinlan	0-1	—	—	—	—	—	—	—	0-3	—	—	—	—	—	0-4	—	—	—
TJ Swidorski	—	—	—	—	—	0-1	—	1-1	0-1	—	—	—	—	1-3	—	—	—	—
Beck Urofsky	—	—	—	—	—	—	—	—	—	—	—	—	—	—	—	—	—	—
Matthew Walters	—	—	—	—	—	—	—	—	—	—	—	—	—	—	—	—	—	—
Nathan Waugh	—	—	1-7	—	—	—	—	—	—	1-3	—	—	—	—	—	—	—	0-4
Caden Wildman	—	—	—	0-2	0-3	1-1	0-1	—	—	—	—	—	—	—	0-2	1-5	—	—

BIG RED STARTING PITCHER RUN SUPPORT

PLAYER	RUN		RUN SUPPORT		TOTAL RUNS		TOTAL RUNS		TEAM	QUALITY
	GS	SUPPORT	PER 9	IP	IN STARTS	PER START	W-L	STARTS		
William Jaun	3	11	8.25		16	5.33	1-2	0		
Carson Mayfield	3	2	1.86		13	4.33	0-3	0		
Von Baker	1	0	0.00		5	5.00	0-1	0		
Huxley Holcombe	1	0	0.00		2	2.00	0-1	0		
TOTALS	8	13	5.09		36	4.50	1-7	0		

RUNS BY INNING

	1	2	3	4	5	6	7	8	9	10	11	12	13	14	15	TOTAL
BIG RED	3	1	4	2	3	8	8	1	6	—	—	—	—	—	—	36
OPPONENTS	20	17	1	14	10	15	4	7	1	—	—	—	—	—	—	89
DIFFERENCE	-18	-16	+3	-12	-7	-7	+4	-6	+5	—	—	—	—	—	—	-33

VICTORY MARGIN

	1	2	3	4	5	6	7	8	9	10	11	12	13	14	15+
BIG RED	—	—	—	—	—	—	1	—	—	—	—	—	—	—	—
OPPONENTS	—	1	2	1	—	—	—	—	—	1	—	—	—	—	2

BIG RED MULTI-RUN INNINGS

	TIMES	LAST TIME
2 Runs	1	2/25 at Georgia Tech (4th inning, 3 hits)
3 Runs	2	2/25 at Georgia Tech (6th inning, 2 hits)
4 Runs	2	3/3 at James Madison (3rd inning, 4 hits)
5 Runs	1	3/2 at James Madison (6th inning, 5 hits)
6 Runs	1	3/10 (G1) at Georgetown (7th inning, 3 hits)
7 Runs	0	—
8 Runs	0	—
9 Runs	0	—
10 Runs	0	—

BIG RED GAME DELAYS

DATE	OPPONENT	DELAY	REASON
------	----------	-------	--------

BIG RED 2024 PITCHING SPLITS

	W	L	SV	G	IP	H	R	ER	HR	BB	SO	ERA	AVG
Total	1	7	1	8	65.0	93	89	80	15	65	46	11.08	.337
Home	—	—	—	—	—	—	—	—	—	—	—	—	—
Away	1	7	1	8	65.0	93	89	80	15	65	46	11.08	.337
Neutral	—	—	—	—	—	—	—	—	—	—	—	—	—
Day	1	7	1	8	65.0	93	89	80	15	65	46	11.08	.337
Night	—	—	—	—	—	—	—	—	—	—	—	—	—
Starter	1	5	0	8	23.0	34	42	42	6	25	11	16.43	.315
Reliever	0	2	1	8	42.0	59	47	38	9	40	35	8.14	.351
February	1	2	1	3	25.0	30	25	21	8	24	19	7.56	.291
March	0	5	0	5	40.0	63	64	59	7	41	27	13.28	.364
April	—	—	—	—	—	—	—	—	—	—	—	—	—
May	—	—	—	—	—	—	—	—	—	—	—	—	—

BIG RED 2024 BATTING SPLITS

	AB	R	H	2B	3B	HR	RBI	BB	SO	AVG	OBP	SLG
Total	265	36	60	13	2	3	29	29	80	.226	.322	.325
Home	—	—	—	—	—	—	—	—	—	—	—	—
Away	265	36	60	13	2	3	29	29	80	.226	.322	.325
Neutral	—	—	—	—	—	—	—	—	—	—	—	—
Day	265	36	60	13	2	3	29	29	80	.226	.322	.325
Night	—	—	—	—	—	—	—	—	—	—	—	—
February	105	19	28	6	0	2	13	14	39	.267	.371	.381
March	160	17	32	7	2	1	16	15	41	.200	.289	.288
April	—	—	—	—	—	—	—	—	—	—	—	—
May	—	—	—	—	—	—	—	—	—	—	—	—

BIG RED LINEUP PRODUCTION

	AB	R	H	2B	3B	HR	RBI	BB	SO	AVG	OBP	SLG
1st	33	4	5	2	0	0	2	2	8	.152	.243	.212
2nd	24	7	4	1	1	0	2	8	4	.167	.429	.292
3rd	31	6	10	1	0	1	7	4	11	.323	.400	.452
4th	30	3	5	1	0	1	2	2	7	.167	.265	.300
5th	33	2	8	2	0	0	4	1	11	.242	.265	.303
6th	29	6	8	2	0	0	4	5	10	.276	.382	.345
7th	30	2	9	1	0	1	3	3	8	.300	.364	.433
8th	31	3	6	2	1	0	3	1	13	.194	.212	.323
9th	24	3	5	1	0	0	2	3	8	.208	.345	.250



DAN PEPICELLI

9TH SEASON AT CORNELL

Years in Role: 9th Season as Head Coach

College: SUNY Cortland '90

Coaching Location: Dugout

DAN PEPICELLI was named the Ted Thoren Head Coach of Cornell Baseball on Aug. 10, 2015, and is currently in his ninth season at the helm of the Cornell baseball program.

Pepicelli's 85 wins as the Big Red's head coach stand as the fifth-most in program history and is three victories shy of assuming sole possession of fourth place in head coaching victories, trailing **TED THOREN** (515), **TOM FORD** (264), and **BILL WALKENBACH** (130).

Under Pepicelli's tutelage, Cornell has produced 21 All-Ivy League selections — including five First Team and eight Second Team selections. Four Big Red players have also been selected in the Major League Baseball Amateur Draft.

Before his arrival on East Hill, Pepicelli spent six seasons at Clemson where he had three coaching titles during his six-year stay. The final three years with the Tigers were as the associate head coach.

He became the Tigers' first pitching coach to lead a staff to Omaha in his first season with the squad. That year, Clemson's pitching staff posted the first of four consecutive seasons with an ERA under 4.00. Pepicelli recruited and developed Matt Crownover, who earned freshman All-America accolades in 2013 and ACC Pitcher of the Year honors in 2015, and was instrumental in assembling Baseball America's ninth-ranked recruiting class in 2015. In total, 10 Clemson pitchers were selected in the Major League Baseball Amateur Draft in Pepicelli's tenure at Clemson.

By joining the Big Red, Pepicelli returned home to upstate New York, where he previously had 11 years of head coaching experience at the Division III level between St. John Fisher and Hartwick.

After serving as an assistant coach for three seasons at Hartwick, Pepicelli was promoted to head coach for the 1999 season. Following his two-year tenure at Hartwick, Pepicelli was head coach and assistant athletic director at St. John Fisher for nine seasons (2001-09). Pepicelli was a two-time Empire 8 Coach of the Year (2001, 2007), with the latter coming when the Cardinals advanced to the NCAA Division III College World Series for the first time in program history.

Pepicelli's teams at St. John Fisher had winning records in each of his last seven seasons. His team garnered national recognition for sportsmanship in 2008 after a line-drive foul ball struck the opposing team's third-base coach in the head during the ninth inning of the play-in game of the 2008 ECAC Upstate Championship. Despite the fact the Cardinals were trailing, Pepicelli and the Cardinals elected to concede the game, ending any hope of clinching a berth an NCAA Tournament berth. The Committee on Sportsmanship and Ethical Conduct presented Pepicelli's team with the NCAA All-Divisions Sportsmanship Award.

Along with being the baseball coach at St. John Fisher, Pepicelli was the head strength and conditioning coach where he spent three years on the NCAA Competitive Safeguards Committee. He is a certified strength and conditioning specialist and is a member of the National Strength & Conditioning Association.

A native of Schenectady, N.Y., Pepicelli is married to the former Robyn Molloy, who played for and served as an assistant coach with the Syracuse women's soccer team. The couple has a daughter, Mia, and a son, Owen.

#24

PEPICELLI'S FILE

COACHING EXPERIENCE

1996-98	Hartwick (Assistant Coach)
1999-2000	Hartwick (Head Coach)
2001-09	St. John Fisher (Head Coach)
2010	Clemson (Assistant Coach)
2011-12	Clemson (Assistant Head Coach)
2013-15	Clemson (Associate Head Coach)
2016-Pres.	Cornell (Head Coach)

PLAYING EXPERIENCE

1987-88	Mohawk Valley Community College
1989	SUNY Oneonta
1990	SUNY Cortland

EDUCATION

SUNY Cortland

- B.S., Economics and Management, 1990

NCAA COACHING CAREER

SEASON	OVERALL	W-L%	CONF.	W-L%
HARTWICK [1999-2000]				
1999	9-22	.290	—	—
2000	12-18	.400	3-3	.500
TOTAL	21-40	.344	3-3	.500

ST. JOHN FISHER [2001-09]

2001	19-14	.576	6-2	.750
2002	15-19	.441	3-3	.500
2003	16-16	.500	4-4	.500
2004	27-14	.659	4-4	.500
2005	22-15	.595	5-3	.625
2006	26-15	.634	9-7	.563
2007	28-13	.683	7-5	.583
2008	25-14-2	.634	9-7	.563
2009	22-17	.564	8-8	.500
TOTAL	200-137-2	.593	55-43	.561

CORNELL [2016- PRES.]

2016	14-24	.368	7-13	.350
2017	21-17	.553	9-11	.450
2018	14-22-1	.392	9-12	.429
2019	14-24	.368	8-13	.381
2020	1-8	.111	—	—
2021	— NO SEASON (COVID-19 PANDEMIC) —			
2022	11-25	.306	5-16	.238
2023	9-26	.257	8-13	.381
2024	1-7	.125	0-0	.000
TOTAL	85-153-1	.358	46-78	.371
OVERALL	306-330-3	.481	104-124	.456



#14

TOM FORD

ASSOCIATE HEAD COACH
34TH SEASON AT CORNELL



#27

JOHN TOPPA

ASSISTANT COACH
2ND SEASON AT CORNELL



#44

JUSTIN DEVOID

VOLUNTEER ASSISTANT COACH
2ND SEASON AT CORNELL

THE LAST TIME...

A CORNELL TEAM SCORED...

10+ Runs in a Game	11, at Georgia Tech (2/25/24 - W, 11-4)
15+ Runs in a Game	15, vs. Princeton (4/20/19 - G2 - W, 15-9)
20+ Runs in a Game	27, at Towson (4/5/17 - W, 27-14)
25+ Runs in a Game	27, at Towson (4/5/17 - W, 27-14)
5+ Runs in an Inning	6, at Georgetown (3/10/24 - G1 - T7 - L, 6-24)
6+ Runs in an Inning	6, at Georgetown (3/10/24 - G1 - T7 - L, 6-24)
7+ Runs in an Inning	7, at Harvard (4/15/23 - G1 - T4 - W, 11-6)
8+ Runs in an Inning	8, vs. Yale (4/2/22 - G2 - B7 - W, 12-9)
9+ Runs in an Inning	12, at Harvard (4/10/11 - G2 - T2 - W, 18-5)
10+ Runs in an Inning	12, at Harvard (4/10/11 - G2 - T2 - W, 18-5)
10+ Runs in Consecutive Games	10, at Columbia (4/2/23 - G2 - W, 13-8) 13, vs. Ithaca (4/4/23 - W, 13-3)
10+ Runs in 3+ Straight Games	15, at James Madison (3/15/14 - G1 - L, 15-16) 17, at James Madison (3/15/14 - G2 - W, 17-8) 14, at James Madison (3/16/14 - W, 14-8 - 10 inn.)
10+ Runs in 4+ Straight Games	16, at Virginia (4/7/1902 - W, 16-10) 10, at Navy (4/9/1902 - W, 10-6) 11, vs. Rochester (4/12/1902 - W, 11-1) 12, vs. Niagara (4/19/1902 - W, 12-4) 10, vs. Columbia (4/26/1902 - W, 10-7)

A CORNELL TEAM RECORDED...

15+ Hits in a Game	15, vs. Penn (4/28/23 - G2 - W, 11-9)
20+ Hits in a Game	28, at Towson (4/5/17 - W, 27-14)
25+ Hits in a Game	28, at Towson (4/5/17 - W, 27-14)
5+ Doubles in a Game	6, at Columbia (4/2/23 - G2 - W, 13-8)
6+ Doubles in a Game	6, at Columbia (4/2/23 - G2 - W, 13-8)
7+ Doubles in a Game	7, at George Mason (3/12/17 - W, 9-3)
8+ Doubles in a Game	9, at James Madison (3/15/14 - G1 - L, 15-16)
9+ Doubles in a Game	9, at James Madison (3/15/14 - G1 - L, 15-16)
2+ Triples in a Game	3, vs. Dartmouth (4/23/22 - G1 - W, 12-7)
3+ Triples in a Game	3, vs. Dartmouth (4/23/22 - G1 - W, 12-7)
4+ Triples in a Game	4, at Bucknell (3/4/00 - G2 - W, 8-6)
3+ Home Runs in a Game	3, at Dartmouth (5/6/23 - G2 - W, 7-2)
4+ Home Runs in a Game	4, vs. Dartmouth (4/23/22 - G1 - W, 12-7)
5+ Home Runs in a Game	5, at James Madison (3/15/14 - G1 - L, 15-16)
Leadoff Home Run	Adam Saks, at Harvard (4/13/19 - G2 - L, 1-7)
Back-to-Back Home Runs	Ryan Porter (2-run) & Matt Barnhorst (solo), vs. Harvard (3/25/22 - G2 - L, 5-11)
Back-to-Back-to-Back Home Runs	Chris Cruz (3-run), Spencer Scorza (solo), & Ryan Karl (solo), at James Madison (3/15/14 - G2 - W, 17-8)
Drew 10+ Walks in a Game	10, at Georgia Tech (2/23/24 - L, 6-9)
Drew 15+ Walks in a Game	16, at Bucknell (5/1/96 - G1 - W, 18-3)
Hit by 3+ Pitches in a Game	3, vs. Penn (4/28/23 - G2 - W, 11-9)
Hit by 4+ Pitches in a Game	4, vs. Harvard (3/26/22 - L, 11-12)
Hit by 5+ Pitches in a Game	5, at Yale (4/5/14 - G2 - W, 6-4)
Hit by 6+ Pitches in a Game	7, at Penn (4/15/06 - G2 - W, 23-10)
Hit by 7+ Pitches in a Game	7, at Penn (4/15/06 - G2 - W, 23-10)
4+ Stolen Bases in a Game	5, vs. Princeton (4/22/23 - G1 - L, 5-8)
5+ Stolen Bases in a Game	5, vs. Princeton (4/22/23 - G1 - L, 5-8)
6+ Stolen Bases in a Game	7, at Coppin State (3/5/22 - G2 - W, 14-5)
7+ Stolen Bases in a Game	7, at Coppin State (3/5/22 - G2 - W, 14-5)
8+ Stolen Bases in a Game	9, at George Washington (3/9/14 - G2 - W, 8-1)
9+ Stolen Bases in a Game	9, at George Washington (3/9/14 - G2 - W, 8-1)
10+ Stolen Bases in a Game	10, vs. Sampson Air Force Base (6/2/52 - W, 8-3)

A CORNELL PITCHING STAFF...

Threw a No-Hitter	Connor Kaufmann, vs. Dartmouth (4/1/12 — W, 2-0)
Threw a Combined No-Hitter	Kerry Brooks (3 inn.), Rob Wilson (3 inn.), Doug Petillo (1 inn.), vs. Rochester (4/5/89 - G1 - W, 2-1)
Threw a Perfect Game	Gary Gronowski, vs. Oneonta (5/11/76 — W, 1-0)
Shutout an Opponent	at Brown (5/7/22 - G2 - W, 3-0)
Shutout an Ivy League Opponent	at Brown (5/7/22 - G2 - W, 3-0)
Posted Consecutive Shutouts	vs. Oneonta (5/2/86 - G1 - W, 4-0) vs. Oneonta (5/2/86 - G2 - W, 5-0)
Struck out 10+ Batters	10, at Georgetown (3/10/24 - G2 - L, 0-20)
Struck out 11+ Batters	11, vs. Princeton (4/22/23 - G1 - L, 5-8)
Struck out 12+ Batters	14, vs. Niagara (2/29/20 - G2 - L, 6-8)
Struck out 13+ Batters	14, vs. Niagara (2/29/20 - G2 - L, 6-8)
Struck out 14+ Batters	14, vs. Niagara (2/29/20 - G2 - L, 6-8)
Struck out 15+ Batters	15, vs. Canisius (4/4/18 - W, 6-5)
Struck out 16+ Batters	18, at Princeton (4/29/09 - W, 9-0)
Struck out 17+ Batters	18, at Princeton (4/29/09 - W, 9-0)
Struck out 18+ Batters	18, at Princeton (4/29/09 - W, 9-0)

A CORNELL TEAM ALLOWED...

10+ Runs in a Game	20, at Georgetown (3/10/24 - G2 - L, 0-20)
15+ Runs in a Game	20, at Georgetown (3/10/24 - G2 - L, 0-20)
20+ Runs in a Game	20, at Georgetown (3/10/24 - G2 - L, 0-20)
25+ Runs in a Game	31, at UC Santa Barbara (3/25/04 - L, 3-31)
5+ Runs in an Inning	5, at Georgetown (3/10/24 - G2 - B1 & B5 - L, 0-20)
6+ Runs in an Inning	7, at Georgetown (3/10/24 - G2 - B4 - L, 0-20)
7+ Runs in an Inning	7, at Georgetown (3/10/24 - G2 - B4 - L, 0-20)
8+ Runs in an Inning	16, at Georgetown (3/10/24 - G1 - B2 - L, 6-24)
9+ Runs in an Inning	16, at Georgetown (3/10/24 - G1 - B2 - L, 6-24)
10+ Runs in an Inning	16, at Georgetown (3/10/24 - G1 - B2 - L, 6-24)

A CORNELL TEAM DEFENSIVELY...

Committed 5+ Errors in a Game	6, vs. Binghamton (4/20/22 - W, 10-9 - 10 inn.)
Committed 6+ Errors in a Game	6, vs. Binghamton (4/20/22 - W, 10-9 - 10 inn.)
Committed 7+ Errors in a Game	7, at Le Moyne (4/15/97 - L, 8-14)
Committed 8+ Errors in a Game	8, at Pacific (3/20/96 - L, 7-18)
Committed 9+ Errors in a Game	10, vs. Le Moyne (4/8/92 - G1 - L, 3-19)
Committed 10+ Errors in a Game	10, vs. Le Moyne (4/8/92 - G1 - L, 3-19)
Turned 3+ Double Plays in a Game	3, at Georgia Tech (2/25/24 - W, 11-4)
Turned 4+ Double Plays in a Game	4, vs. Penn (4/24/11 - G2 - L, 2-10)
No Errors in 3+ Straight Games	4 games (5/3/22 - 5/8/22)
No Errors in 4+ Straight Games	4 games (5/3/22 - 5/8/22)

A CORNELL TEAM...

Played an Extra-Inning Game	vs. Binghamton (4/20/22 - W, 10-9 - 10 inn.)
Played a Top-25 Team	at #5 Wake Forest (3/5/23 - L, 3-10)
Swept a Doubleheader	at Dartmouth (5/6/23 - W, 6-2; W, 7-2)
Swept a 3-Game Series	at Villanova (3/22/13 - 3/24/13)
Swept a 3-Game Ivy League Series	Not on record
Swept a 4-Game Series	at Maryland Eastern Shore (3/2/12 - 3/4/12)
Swept a 4-Game Ivy League Series	vs. Penn (4/23/05 - 4/24/05)
Swept in Doubleheader	at Georgetown (3/10/24 - L, 6-24; L, 0-20)
Swept in 3-Game Series	at James Madison (3/1/24 - 3/3/24)
Swept in 3-Game Ivy League Series	vs. Princeton (4/21/23 - 4/22/23)
Swept in 4-Game Series	at Columbia (4/18/15 - 4/19/15)
Swept in 4-Game Ivy League Series	at Columbia (4/18/15 - 4/19/15)

Bold denotes occurred during 2024 season

A CORNELL INDIVIDUAL...

Scored 4+ Runs in a Game	4, Sam Kaplan, vs. Dartmouth (4/23/22 - G1 - W, 12-7)
Scored 5+ Runs in a Game	5, Will Simoneit, at Towson (4/5/17 - W, 24-17)
Recorded 4+ Hits in a Game	4, Nathan Waugh, vs. Princeton (4/22/23 - G1 - L, 5-8)
Recorded 5+ Hits in a Game	5, Will Simoneit, at Army (4/3/19 - W, 4-1)
Recorded 6+ Hits in a Game	6, Trey Baur, at Towson (4/5/17 - W, 24-17)
Recorded 2+ Doubles in a Game	2, TJ Swidorski, at Georgetown (3/10/23 - G1 - L, 6-26)
Recorded 3+ Doubles in a Game	3, Max Jensen, vs. Yale (4/2/22 - G2 - W, 12-9)
Recorded 2+ Triples in a Game	2, Sam Kaplan, vs. Dartmouth (4/23/22 - G1 - W, 12-7)
Recorded 3+ Triples in a Game	3, Steve Caputi, vs. Cortland (4/30/79 - W, 15-11)
Had a Multi-Home Run Game	2, Will Simoneit, vs. Penn (4/28/19 - W, 8-7)
Had a 3-Home Run Game	3, Dale Wickham, vs. Princeton (4/30/16 - W, 4-3)
Hit a Grand Slam	Matt Barnhorst, at Yale (3/24/22 - W, 5-3)
Recorded 5+ RBI in a Game	5, Sam Kaplan, vs. Ithaca (4/4/23 - W, 13-3)
Recorded 6+ RBI in a Game	6, Ellis Bitar, vs. Penn (4/21/18 - G1 - W, 10-9)
Recorded 7+ RBI in a Game	7, Adam Jacobs, at UNC Greensboro (3/20/07 - L, 12-13 - 10 inn.)
Recorded 8+ RBI in a Game	8, Ira Degenhardt, vs. Seton Hall (6/9/27 - W, 11-5)
Drew 3+ Walks in a Game	3, Max Jensen, at Georgia Tech (2/23/24 - L, 6-9)
Drew 4+ Walks in a Game	4, Justin Taylor, at Baylor (2/23/19 - L, 3-10)
Drew 5+ Walks in a Game	5, Steve Caputi, at Hawai'i-Hilo (3/21/79 - W, 9-8)
Stole 2+ Bases in a Game	3, Ryan Porter, vs. Princeton (4/22/23 - G1 - L, 5-8)
Stole 3+ Bases in a Game	3, Ryan Porter, vs. Princeton (4/22/23 - G1 - L, 5-8)
Stole 4+ Bases in a Game	6, Tom D'Alessandro, at George Washington (3/9/14 - G2 - W, 8-1)
Stole 5+ Bases in a Game	6, Tom D'Alessandro, at George Washington (3/9/14 - G2 - W, 8-1)
Stole 6+ Bases in a Game	6, Tom D'Alessandro, at George Washington (3/9/14 - G2 - W, 8-1)
Hit by 2+ Pitches in a Game	2, Max Jensen, at Georgia Tech (2/24/24 - L, 2-12)
Hit by 3+ Pitches in a Game	3, Mickey Brodsky, vs. Harvard (4/8/08 - G2 - L, 1-2)
Recorded Walk-Off Win	Max Jensen (hit by pitch), vs. Binghamton (4/20/22 - W, 10-9 - 10 inn.)
Recorded Walk-Off Win on Batted Ball	Matt Barnhorst (sacrifice fly), vs. Yale (4/2/22 - G1 - W, 2-1)
Recorded Walk-Off Win on Base Hit	
Recorded Walk-Off Home Run	Will Simoneit (3-run), vs. Penn (4/28/19 - W, 8-7)
Recorded a 10-Game Hit Streak	12 games, Nathan Waugh (2023-24)
Recorded a 15-Game Hit Streak	16 games, Brian Billigen (2012)
Recorded a 15-Game On-Base Streak	23 games, Max Jensen (2022-23)
Recorded a 20-Game On-Base Streak	23 games, Max Jensen (2022-23)
Recorded a 30-Game On-Base Streak	42 games, Nathan Ford (2008-09)
Recorded a 40-Game On-Base Streak	42 games, Nathan Ford (2008-09)

A CORNELL PITCHER...

Threw a 7-Inning No-Hitter	Connor Kaufmann, vs. Dartmouth (4/1/12 - W, 2-0)
Threw a 9-Inning No-Hitter	Larry Rafalski, vs. Hartwick (4/25/68 - W, 7-0)
Threw a Perfect Game	Gary Gronowski, vs. Oneonta (5/11/76 - W, 1-0) - 7-inning game
Threw a 7-Inning Complete Game	Tim Willittes, vs. Penn (4/22/17 - G1 - L, 0-5)
Threw a 7-Inning Complete Game Shutout	Brian McAfee, vs. Princeton (4/26/15 - G1 - W, 10-0)
Threw a 9-Inning Complete Game	Luke Yacinich, at Brown (5/7/22 - G1 - W, 3-0) - 111 pitches
Threw a 9-Inning Complete Game Shutout	Luke Yacinich, at Brown (5/7/22 - G1 - W, 3-0) - 111 pitches
Pitched 3+ Scoreless Innings of Relief	Huxley Holcombe (4.1 IP), at James Madison (3/2/24 - L, 5-8) - 70 pitches
Pitched 3+ Hitless Innings of Relief	Spencer Edwards (3.0 IP), at VCU (3/11/22 - L, 5-10) - 48 pitches
Pitched 4+ Scoreless Innings of Relief	Huxley Holcombe (4.1 IP), at James Madison (3/2/24 - L, 5-8) - 70 pitches
Struck out 10+ Batters	10, Justin Lewis, at Navy (3/4/17 - G2 - L, 7-8)
Struck out 11+ Batters	13, Tim Willittes, at Bucknell (3/19/16 - G2 - W, 5-2)
Struck out 12+ Batters	13, Tim Willittes, at Bucknell (3/19/16 - G2 - W, 5-2)
Struck out 13+ Batters	13, Tim Willittes, at Bucknell (3/19/16 - G2 - W, 5-2)
Struck out 14+ Batters	15, Chris Schutt, at Columbia (4/19/03)
Struck out 15+ Batters	15, Chris Schutt, at Columbia (4/19/03)

Bold denotes occurred during 2024 season

BIG RED TRENDS

CATEGORY	2024	UNDER PEPICELLI
Overall	1-7	85-153-1
Ivy League Opponents	0-0	46-78
Non-Conference Opponents	1-7	39-75-1
vs. Power 5 Opponent	1-2	3-23
vs. Non-Power 5 Opponent	0-5	36-52-1
Home	0-0	27-44-1
Away	1-7	53-103
Neutral	0-0	5-6
Day Games (before 5 p.m.)	1-7	82-146-1
Night Games (5 p.m. or later)	0-0	3-7
February	1-2	1-19
March	0-5	30-56
April	0-0	44-68-1
May	0-0	10-10
Scoring 0-2 Runs	0-3	7-70
Scoring 3-5 Runs	0-2	23-55-1
Scoring 6-9 Runs	0-2	29-27
Scoring 10-Plus Runs	1-0	26-1
Allowing 0-2 Runs	0-0	32-8
Allowing 3-5 Runs	1-1	32-33-1
Allowing 6-9 Runs	0-3	19-61
Allowing 10-Plus Runs	0-3	2-51
Leading after Six Innings	1-1	64-11
Trailing after Six Innings	0-6	17-131
Tied after Six Innings	0-0	4-11-1
Leading after Seven Innings	1-0	57-6
Trailing after Seven Innings	0-7	11-120
Tied after Seven Innings	0-0	6-8-1
Leading after Eight Innings	1-0	60-3
Trailing after Eight Innings	0-7	5-124
Tied after Eight Innings	0-0	7-7-1
Big Red with No Home Runs	0-5	36-102
Big Red Hit a Home Run	1-2	49-51-1
Hits One Home Run	1-2	33-42-1
Hits Multiple Home Runs	0-0	16-9
Big Red Are Errorless	0-1	31-36
Big Red Has an Error	1-6	54-117-1
Commits One Error	1-4	29-44-1
Commits Multiple Errors	0-2	25-73
Out-hit Opponent	1-0	67-17
Out-hit by Opponent	0-7	13-128-1
Hits are Equal	0-0	5-8
Big Red Scores First	1-2	53-49-1
Opponent Scores First	0-5	32-104
Extra-Inning Games	0-0	6-9-1
One-Run Games	0-0	22-31
Two-Run Games	0-1	16-22
Five-Plus-Run Games	1-3	22-71
Shutouts	0-1	6-19

INDIVIDUAL AND TEAM GAME HIGHS

INDIVIDUAL GAME HIGHS

BATTING			TEAM GAME HIGHS		
At-Bats	5, (7x), Last: Braden Mack & Caden Wildman, at Georgetown (3/10/24 - G1)		At-Bats	38, at Georgia Tech (2/25/24)	
Runs Scored	3, (2x), Last: Caden Wildman, at Georgia Tech (2/25/24)		Runs Scored	11, at Georgia Tech (2/25/24)	
Hits	3, Braden Mack, at Georgetown (3/10/24 - G1)		Hits	11, at Georgia Tech (2/25/24)	
Runs Batted In	3, TJ Swidorski, at Georgia Tech (2/25/24)		Runs Batted In	7, at Georgia Tech (2/25/24)	
Doubles	2, TJ Swidorski, at Georgetown (3/10/24 - G1)		Doubles	3, at Georgia Tech (2/25/24)	
Triples	1, (2x), Last: Jakobi Davis, at James Madison (3/3/24)		Triples	1, (2x), Last: at James Madison (3/3/24)	
Home Runs	1, (3x), Last: Max Jensen, at James Madison (3/3/24)		Home Runs	1, (3x), Last: at James Madison (3/3/24)	
Walks Drawn	3, Max Jensen, at Georgia Tech (2/23/24)		Walks Drawn	10, at Georgia Tech (2/25/24)	
Strikeouts	4, Luke Johnson, at Georgetown (3/10/24 - G2)		Strikeouts	14, (2x), Last: at Georgia Tech (2/25/24)	
Sacrifice Bunts	1, (2x), Last: Max Jensen, at Georgia Tech (2/25/24)		Sacrifice Bunts	1, (2x), Last: at Georgia Tech (2/25/24)	
Sacrifice Flies	1, TJ Swidorski, at Georgia Tech (2/25/24)		Sacrifice Flies	1, at Georgia Tech (2/25/24)	
Stolen Bases	1, (4x), Last: Matt Barnhorst, at Georgetown (3/10/24 - G2)		Stolen Bases	1, (4x), Last: at Georgetown (3/10/24 - G2)	
Hit by Pitches	2, Max Jensen, at Georgia Tech (2/24/24)		Hit by Pitches	2, (3x), Last: at Georgetown (3/10/24 - G1)	
Caught Stealing	1, (4x), Last: Braden Mack & Jakobi Davis, at Georgetown (3/10/24 - G1)		Caught Stealing	2, at Georgetown (3/10/24 - G1)	
PITCHING			Hit into Double Plays	4, at Georgetown (3/10/24 - G2)	
Innings Pitched	5.1, Carson Mayfield, at James Madison (3/1/24)		Runners Left on Base	11, at Georgia Tech (2/23/24)	
Hits Allowed	7, Huxley Holcombe, at Georgia Tech (2/24/24)		PITCHING		
Runs Allowed	9, Carson Mayfield, at Georgetown (3/10/24 - G1)		Innings Pitched	9.0, at Georgia Tech (2/25/24)	
Earned Runs	9, Carson Mayfield, at Georgetown (3/10/24 - G1)		Hits Allowed	20, at Georgetown (3/10/24 - G1)	
Walks Issued	5, (3x), Last: William Jaun, at James Madison (3/3/24)		Runs Allowed	24, at Georgetown (3/10/24 - G1)	
Strikeouts	4, (2x), Last: Max Foster, at Georgetown (3/10/24 - G1)		Earned Runs	21, at Georgetown (3/10/24 - G1)	
Doubles Allowed	3, Huxley Holcombe, at Georgia Tech (2/24/24)		Walks Issued	16, at Georgetown (3/10/24 - G1)	
Triples Allowed	1, (5x), Last: Ethan Hamill, at Georgetown (3/10/24 - G2)		Strikeouts	10, at Georgetown (3/10/24 - G2)	
Home Runs Allowed	3, Huxley Holcombe, at Georgia Tech (2/24/24)		Doubles Allowed	6, at Georgia Tech (2/24/24)	
Wild Pitches	2, Carson Mayfield, at Georgia Tech (2/23/24)		Triples Allowed	2, at Georgetown (3/10/24 - G1)	
Hit Batsmen	2, William Stephens, at Georgia Tech (2/24/24)		Home Runs Allowed	4, at Georgia Tech (2/24/24)	
FIELDING			Wild Pitches	3, at Georgetown (3/10/24 - G2)	
Putouts	11, (2x), Last: Max Jensen, at James Madison (3/2/24)		Hit Batsmen	3, (2x), Last: at Georgetown (3/10/24 - G2)	
Assists	5, (2x), Last: Luke Johnson, at Georgetown (3/10/24 - G2)		FIELDING		
Errors	2, Nathan Waugh, at Georgia Tech (2/23/24)		Putouts	27, at Georgia Tech (2/25/24)	
Passed Balls	1, (3x), Last: Braden Mack, at Georgetown (3/10/24 - G1)		Assists	14, at Georgia Tech (2/25/24)	
			Errors	3, at Georgia Tech (2/23/24)	
			Passed Balls	1, (3x), Last: at Georgetown (3/10/24 - G1)	
			Double Plays Turned	3, at Georgia Tech (2/25/24)	

2024 CORNELL BASEBALL JERSEY TRACKER



WHITE
Home: 0-0
Road: 0-0
Neutral: 0-0



GRAY
Home: 0-0
Road: 0-2
Neutral: 0-0



RED
Home: 0-0
Road: 0-2
Neutral: 0-0



BLACK
Home: 0-0
Road: 1-3
Neutral: 0-0

Date	Opponent	Result	Date	Opponent	Result	Date	Opponent	Result	Date	Opponent	Result
			2/23	at Georgia Tech	L, 6-9	2/24	at Georgia Tech	L, 2-12	2/25	at Georgia Tech	W, 11-4
			3/1	at James Madison	L, 1-5	3/2	at James Madison	L, 5-8	3/3	at James Madison	L, 5-7
									3/10 (1)	at Georgetown	L, 6-24
									3/10 (2)	at Georgetown	L, 0-20

2024 GAME-BY-GAME BATTING STATISTICS

DATE	OPPONENT	AB	R	H	RBI	2B	3B	HR	TB	BB	IBB	SB	CS	HBP	SAC	SF	GDP	SO	PO	A	E	LOB	AVG	OBP	SLG	OPS
2/23	at Georgia Tech	33	6	8	4	2	0	0	10	10	0	1	1	0	1	0	0	11	24	8	3	11	.242	.419	.303	.722
2/24	at Georgia Tech	34	2	9	2	1	0	1	13	2	0	0	0	2	0	0	1	14	24	7	1	8	.254	.383	.343	.726
2/25	at Georgia Tech	38	11	11	7	3	0	1	17	2	1	0	1	2	1	1	0	14	27	14	1	6	.267	.371	.381	.752
3/1	at James Madison	32	1	6	1	1	0	0	7	2	0	0	0	1	0	0	0	6	24	13	1	7	.248	.346	.343	.689
3/2	at James Madison	35	5	8	5	2	1	0	12	1	0	1	0	1	0	0	0	12	24	8	0	5	.244	.332	.343	.675
3/3	at James Madison	31	5	6	5	2	1	1	13	4	0	1	0	1	0	0	1	9	24	7	1	4	.236	.328	.355	.682
3/10	at Georgetown	34	6	8	5	2	0	0	10	6	0	0	2	2	0	0	2	6	24	5	2	9	.236	.336	.346	.682
3/10	at Georgetown	28	0	4	0	0	0	0	4	2	0	1	0	0	0	0	4	8	24	10	1	3	.226	.322	.325	.647

2024 GAME-BY-GAME PITCHING STATISTICS

DATE	OPPONENT	IP	H	R	ER	BB	SO	2B	3B	HR	WP	BK	HBP	DP	IBB	SCORE	W	L	SV	ERA	WHIP	BB/9	SO/9
2/23	at Georgia Tech	8.0	11	9	5	10	8	3	1	2	2	0	0	0	0	6-9	0	1	0	5.63	2.63	11.25	9.00
2/24	at Georgia Tech	8.0	12	12	12	9	8	6	0	4	2	0	3	1	0	2-12	0	2	0	9.56	2.63	10.69	9.00
2/25	at Georgia Tech	9.0	7	4	4	5	3	1	0	2	1	0	1	3	0	11-4	1	2	1	7.56	2.16	8.64	6.84
3/1	at James Madison	8.0	8	5	5	2	4	1	0	2	0	0	0	1	0	1-5	1	3	1	7.09	1.94	7.09	6.27
3/2	at James Madison	8.0	10	8	8	7	3	2	1	0	1	0	2	0	0	5-8	1	4	1	7.46	1.98	7.24	5.71
3/3	at James Madison	8.0	7	7	7	6	4	0	0	2	1	0	1	0	0	5-7	1	5	1	7.53	1.92	7.16	5.51
3/10	at Georgetown	8.0	20	24	21	16	6	4	2	1	1	0	1	0	0	6-24	1	6	1	9.79	2.28	8.68	5.68
3/10	at Georgetown	8.0	18	20	18	10	10	2	1	2	3	0	3	0	0	0-20	1	7	1	11.08	2.43	9.00	6.37

2024 CORNELL OVERALL STATISTICS

Overall1-7

Home0-0

Away1-7

Neutral0-0

Ivy League0-0

BATTING STATISTICS

#	PLAYER	AVG	GP	GS	AB	R	H	2B	3B	HR	RBI	TB	SLG%	BB	HBP	SO	GDP	OB%	SF	SH	SB	ATT
40	Nathan Waugh	.333	8	8	30	6	10	1	0	1	7	14	.467	4	0	11	2	.412	0	0	0	0
4	Caden Wildman	.310	8	8	29	4	9	2	0	0	1	11	.379	4	1	8	1	.412	0	0	1	2
2	Matt Barnhorst	.273	6	6	22	2	6	1	0	0	2	7	.318	2	0	8	1	.333	0	0	1	1
7	Max Jensen	.192	8	8	26	7	5	1	1	1	3	11	.423	6	3	3	1	.400	0	1	1	1
12	Ryan Porter	.174	6	6	23	3	4	1	0	0	3	5	.217	3	0	7	1	.269	0	0	0	1
22	Jakobi Davis	.167	6	6	18	4	3	0	1	0	1	5	.278	3	2	13	0	.348	0	0	0	1
8	Luke Johnson	.160	6	6	25	3	4	2	0	0	2	6	.240	0	2	8	0	.222	0	0	1	1
30	William Jaun	.125	7	7	16	0	2	1	0	0	1	3	.188	1	0	4	0	.176	0	0	0	0
23	Braden Mack	.333	5	3	15	2	5	1	0	0	2	6	.400	0	1	1	0	.375	0	0	0	1
15	Owen Carlson	.286	4	2	7	2	2	0	0	0	0	2	.286	2	0	2	0	.444	0	0	0	0
18	TJ Swidorski	.273	4	4	11	1	3	2	0	0	3	5	.455	2	0	4	0	.357	1	1	0	0
1	John Quinlan	.267	4	4	15	1	4	1	0	0	1	5	.333	1	0	2	1	.313	0	0	0	0
19	Mark Quatrani	.182	4	3	11	1	2	0	0	1	2	5	.455	0	0	5	1	.182	0	0	0	0
20	Kevin Hager	.067	5	4	15	0	1	0	0	0	1	1	.067	1	0	3	0	.125	0	0	0	0
25	Beck Urofsky	.000	2	0	1	0	0	0	0	0	0	0	.000	0	0	1	0	.000	0	0	0	0
37	Huxley Holcombe	.000	4	1	1	0	0	0	0	0	0	0	.000	0	0	0	0	.000	0	0	0	0
TOTALS		.226	8		265	36	60	13	2	3	29	86	.325	29	9	80	8	.322	1	2	4	8
OPPONENTS		.337	8		276	89	93	19	5	15	86	167	.605	65	11	46	4	.475	4	4	20	23

PITCHING STATISTICS

#	PLAYER	ERA	W	L	APP	GS	CG	SHO	SV	IP	H	R	ER	BB	SO	2B	3B	HR	AB	AVG	WP	HBP	BK	SFA	SHA
13	Ethan Hamill	8.00	0	0	3	0	0	0/0	1	9.0	13	10	8	4	6	0	1	4	40	.325	2	1	0	0	0
30	William Jaun	11.25	1	2	3	3	0	0/0	0	12.0	11	15	15	13	6	2	0	1	41	.268	1	2	0	1	3
32	Carson Mayfield	13.03	0	2	3	3	0	0/0	0	9.2	14	14	14	7	5	2	1	2	43	.326	2	0	0	0	0
37	Huxley Holcombe	14.54	0	1	3	1	0	0/0	0	8.2	18	14	14	8	2	3	1	4	42	.429	2	0	0	1	1
12	Ryan Porter	0.00	0	0	1	0	0	0/0	0	1.0	1	0	0	0	0	0	0	0	4	.250	0	0	0	0	0
17	William Stephens	0.00	0	0	1	0	0	0/0	0	0.0	0	0	0	1	0	0	0	0	0	.000	0	2	0	0	0
3	Chris Ellison	0.00	0	0	1	0	0	0/0	0	1.0	0	0	0	2	3	0	0	0	3	.000	0	0	0	0	0
9	Story Kimura	7.36	0	0	3	0	0	0/0	0	3.2	5	3	3	1	5	0	0	0	15	.333	2	1	0	1	0
28	Max Foster	9.00	0	0	4	0	0	0/0	0	4.0	8	4	4	5	6	3	1	2	19	.421	0	0	0	0	0
16	Noah Keller	10.13	0	1	3	0	0	0/0	0	5.1	10	13	6	10	4	3	0	0	26	.385	0	0	0	0	0
36	Nathaniel Jennewein	12.46	0	1	3	0	0	0/0	0	4.1	5	6	6	4	4	2	1	1	18	.278	1	2	0	0	0
25	Beck Urofsky	13.50	0	0	1	0	0	0/0	0	0.2	2	1	1	1	1	2	0	0	4	.500	1	1	0	0	0
33	Von Baker	14.29	0	0	3	1	0	0/0	0	5.2	6	9	9	9	4	2	0	1	21	.286	0	2	0	1	0
TOTALS		11.08	1	7		8	0	0/0	1	65.0	93	89	80	65	46	19	5	15	276	.337	11	11	0	4	4
OPPONENTS		3.50	7	1		8	0	0/0	3	72.0	60	36	28	29	80	13	2	3	265	.226	2	9	0	1	2

GAME-BY-GAME INFORMATION

DATE	OPPONENT	TIME/ FINAL	CORNELL				OPPONENT				REC	IVY	POS	WIN	LOSS	SAVE	TIME	ATT	
			R	H	E	LOB	R	H	E	LOB									
2/23	at Georgia Tech	L, 6-9	6	8	3	11	9	11	1	12	0-1	—	—	Stanford (1-0)	Keller (0-1)	—	3:02	1,063	
2/24	at Georgia Tech	L, 2-12	2	9	1	8	12	12	0	11	0-2	—	—	Finateri (2-0)	Holcombe (0-1)	—	2:45	1,320	
2/25	at Georgia Tech	W, 11-4	11	11	1	6	4	7	2	7	1-2	—	—	Jaun (1-0)	Patel (0-1)	Hamill (1)	2:36	1,182	
3/1	at James Madison	L, 1-5	1	6	1	7	5	8	0	4	1-3	—	—	Mozoki (1-1)	Mayfield (0-1)	—	1:57	321	
3/2	at James Madison	L, 5-8	5	8	0	5	8	10	1	10	1-4	—	—	Kleinfelter (1-0)	Jennewein (0-1)	Logar (2)	2:30	521	
3/3	at James Madison	L, 5-7	5	6	1	4	7	7	0	7	1-5	—	—	Kinsler (3-0)	Jaun (1-1)	Vogatsky (2)	2:18	540	
3/9	at Georgetown	GAME CANCELED (NO MAKEUP SCHEDULED)										1-5	—	—					
3/10	at Georgetown	L, 6-24	6	8	2	9	24	20	3	13	1-6	—	—	Williams (2-0)	Mayfield (0-2)	—	3:20	297	
3/10	at Georgetown	L, 0-20	0	4	1	3	20	18	1	11	1-7	—	—	Mastroianni (2-0)	Jaun (1-2)	Leckszas (2)	2:41	301	
3/15	at Richmond	1:30 p.m.																	
3/16	at Richmond	1 p.m.																	
3/17	at Richmond	12 p.m.																	
3/19	BINGHAMTON	3 p.m.																	
3/23	at Princeton	11:30 a.m.																	
3/23	at Princeton	2:30 p.m.																	
3/24	at Princeton	12 p.m.																	
3/30	DARTMOUTH	11:30 a.m.																	
3/30	DARTMOUTH	2:30 p.m.																	
3/31	DARTMOUTH	12 p.m.																	
4/1	at Ithaca	TBA																	
4/6	HARVARD	11:30 a.m.																	
4/6	HARVARD	2:30 p.m.																	
4/7	HARVARD	12 p.m.																	
4/13	at Penn	11:30 a.m.																	
4/13	at Penn	2:30 p.m.																	
4/14	at Penn	12 p.m.																	
4/16	at Binghamton	6:30 p.m.																	
4/20	YALE	11:30 a.m.																	
4/20	YALE	2:30 p.m.																	
4/21	YALE	12 p.m.																	
4/27	COLUMBIA	11:30 a.m.																	
4/27	COLUMBIA	2:30 p.m.																	
4/28	COLUMBIA	12 p.m.																	
4/30	at Binghamton	6:30 p.m.																	
5/4	at Brown	11:30 a.m.																	
5/4	at Brown	2:30 p.m.																	
5/5	at Brown	12 p.m.																	

2024 CORNELL BASEBALL TV / PHOTO ROSTER



1 JOHN QUINLAN
OF | S/R | Jr. | 5'9" | 180
Menlo Park, Calif.




2 MATT BARNHORST
INF/OF | R/R | Sr. | 6'0" | 195
Ponte Vedra Beach, Fla.




3 CHRIS ELLISON
RHP | R/R | Jr. | 6'0" | 190
Howell, N.J.



4 CADEN WILDMAN
OF | R/R | So. | 6'3" | 215
Woodbury, Minn.



5 WILL LONG
RHP | R/R | Jr. | 6'0" | 170
Great Falls, Va.



6 KYLE MUSSER
OF | R/R | Jr. | 5'10" | 182
Lititz, Pa.



7 MAX JENSEN
INF | L/R | Jr. | 6'3" | 210
Burke, Va.



8 LUKE JOHNSON
INF | R/L | Fr. | 6'1" | 180
Coto de Caza, Calif.



9 STORY KIMURA
RHP | R/R | Sr. | 6'0" | 175
Dallas, Texas



11 MATTHEW WALTERS
OF | R/R | So. | 5'11" | 195
Granbury, Texas



12 RYAN PORTER
OF/RHP | R/R | Jr. | 6'3" | 185
Houston, Texas




13 ETHAN HAMILL
RHP | R/R | So. | 6'3" | 200
Chester, Va.



15 OWEN CARLSON
INF | L/R | Fr. | 5'11" | 180
Los Angeles, Calif.



16 NOAH KELLER
LHP | L/L | So. | 6'1" | 210
Goodrich, Mich.



17 WILLIAM STEPHENS
RHP | R/R | Sr. | 6'2" | 205
Stone Mountain, Ga.



18 TJ SWIDORSKI
INF | R/R | So. | 6'0" | 175
Woodbury, Minn.



19 MARK QUATRANI
C | R/L | Fr. | 5'11" | 200
Springfield, Pa.



20 KEVIN HAGER
INF | R/R | Fr. | 6'0" | 190
Berkeley Heights, N.J.



21 JOHN GERFEN
LHP | R/L | So. | 6'0" | 195
Brewster, N.Y.



22 JAKOBI DAVIS
OF | L/R | Jr. | 6'4" | 210
Sarasota, Fla.



23 BRADEN MACK
C | R/R | Sr. | 6'2" | 210
Woodbridge, Va.



25 BECK UROFSKY
INF/RHP | R/R | So. | 6'4" | 225
Silver Spring, Md.



26 TOM CLANCY
RHP | R/R | Jr. | 6'1" | 190
Westfield, N.J.



28 MAX FOSTER
RHP | R/R | Fr. | 6'3" | 210
Bethel, Conn.




30 WILLIAM JAUN
LHP/IB | L/R | Jr. | 6'3" | 225
Loveland, Ohio



31 GRAHAM BIBEN
RHP | R/R | Fr. | 6'0" | 170
New York, N.Y.



32 CARSON MAYFIELD
RHP | R/R | So. | 6'5" | 200
Annandale, Va.



33 VON BAKER
RHP | R/R | Sr. | 6'7" | 235
St. Johnsville, N.Y.



34 ETHAN VAN SICE
RHP | R/R | Fr. | 5'9" | 170
Arlington, Va.



36 NATHANIEL JENNEW EIN
LHP | R/L | Fr. | 5'11" | 180
Tampa, Fla.



37 HUXLEY HOLCOMBE
LHP/OF | L/L | Fr. | 6'6" | 180
Worcester, Mass.



38 ASHER GARDY
RHP | R/R | So. | 6'2" | 185
Springfield, Va.



40 NATHAN WAUGH
C | R/R | Sr. | 6'5" | 230
Placentia, Calif.



41 JACKSON MARKO
C | R/R | Fr. | 5'10" | 175
Syracuse, N.Y.



42 JOSH SHEA
RHP | R/R | So. | 5'11" | 175
Cortlandt Manor, N.Y.



24 DAN PEPICELLI
Head Coach
9th Season




14 TOM FORD
Associate Head Coach
34th Season



27 JOHN TOPPA
Assistant Coach
2nd Season



44 JUSTIN DEVOID
Volunteer Assistant Coach
2nd Season



GRACE DESTEFANO
Athletic Trainer
2nd Season