

CORNELL BIG RED

2024 BASEBALL GAME NOTES

6 IVY LEAGUE REGULAR-SEASON CHAMPIONSHIPS | 7 ALL-AMERICANS | 57 FIRST TEAM ALL-IVY SELECTIONS

2024 SCHEDULE

FEBRUARY (1-2)

23	at Georgia Tech	ACCNX	L, 6-9
24	at Georgia Tech	ACCNX	L, 2-12
25	at Georgia Tech	ACCNX	W, 11-4

MARCH

1	at James Madison		2 p.m.
2	at James Madison		2 p.m.
3	at James Madison		1 p.m.
9	at Georgetown (DH)	MuscoVision	12 p.m.
9	at Georgetown (DH)	MuscoVision	4 p.m.
10	at Georgetown	MuscoVision	1 p.m.
15	at Richmond	ESPN+	1:30 p.m.
16	at Richmond	ESPN+	1 p.m.
17	at Richmond	ESPN+	12 p.m.
19	BINGHAMTON	ESPN+	3 p.m.
23	at Princeton* (DH)	ESPN+	11:30 a.m.
23	at Princeton* (DH)	ESPN+	2:30 p.m.
24	at Princeton*	ESPN+	12 p.m.
30	DARTMOUTH* (DH)	ESPN+	11:30 a.m.
30	DARTMOUTH* (DH)	ESPN+	2:30 p.m.
31	DARTMOUTH*	ESPN+	12 p.m.

APRIL

1	at Ithaca		TBA
6	HARVARD* (DH)	ESPN+	11:30 a.m.
6	HARVARD* (DH)	ESPN+	2:30 p.m.
7	HARVARD*	ESPN+	12 p.m.
13	at Penn* (DH)	ESPN+	11:30 a.m.
13	at Penn* (DH)	ESPN+	2:30 p.m.
14	at Penn*	ESPN+	12 p.m.
16	at Binghamton		6:30 p.m.
20	YALE* (DH)	ESPN+	11:30 a.m.
20	YALE* (DH)	ESPN+	2:30 p.m.
21	YALE*	ESPN+	12 p.m.
27	COLUMBIA* (DH)	ESPN+	11:30 a.m.
27	COLUMBIA* (DH)	ESPN+	2:30 p.m.
28	COLUMBIA*	ESPN+	12 p.m.
30	at Binghamton		6:30 p.m.

MAY

4	at Brown* (DH)	ESPN+	11:30 a.m.
4	at Brown* (DH)	ESPN+	2:30 p.m.
5	at Brown*	ESPN+	12 p.m.

All game times Eastern, subject to change
* - Denotes Ivy League contest

Bold Red CAPS denotes home game

CORNELL BIG RED

AT

JAMES MADISON DUKES

GAMES 4-6 | MARCH 1-3 | HARRISONBURG, VA. | EAGLE FIELD AT VETERANS MEMORIAL PARK | JMU LEADS SERIES, 6-2

1-2

OVERALL

0-0

IVY LEAGUE

-/-/-

RANKS (D1B/NCBWA/USAT)

Dan Pepicelli

20TH SEASON AS HEAD COACH

85-148-1 (.365)

9TH SEASON AT CORNELL

5-3

OVERALL

0-0

SUN BELT

-/-/-

RANKS (D1B/NCBWA/USAT)

Marlin Ikenberry

20TH SEASON AS HEAD COACH

198-187 (.503)

9TH SEASON AT JAMES MADISON

SERIES INFORMATION

FRIDAY

No live video stream

Radio: JMUSports.com

Live Stats: statbroadcast.com

SATURDAY

No live video stream

Radio: JMUSports.com

Live Stats: statbroadcast.com

SUNDAY

No live video stream

Radio: JMUSports.com

Live Stats: statbroadcast.com

FRIDAY'S FORECAST

☁ 47° ☀ 6:09

Temperature: 47° high | 38° low

Forecast: Cloudy, 20% chance of rain

Winds: SSE 10 mph

SATURDAY'S FORECAST

☁ 53° ☀ 6:10

Temperature: 57° high | 42° low

Forecast: Cloudy, 20% chance of rain

Winds: ENE 2 mph

SUNDAY'S FORECAST

☁ 58° ☀ 6:12

Temperature: 62° high | 44° low

Forecast: Partly cloudy

Winds: SSE 5 mph

PROBABLE STARTING PITCHERS

RHP Carson Mayfield (0-0, 6.00)

RHP Todd Mozoki (0-1, 12.86)

RHP Von Baker (0-0, 6.75)

LHP Max Kuhle (0-1, 3.38)

LHP William Jaun (1-0, 3.60)

RHP Ryan Murphy (1-0, 5.19)

FIRST PITCH

► The Cornell baseball team continues its 12-game season-opening road trip with a three-game series against James Madison in Harrisonburg, Va., at Eagle Field at Veterans Memorial Park.

► No live streams will be available this weekend, but a radio call from James Madison will be provided for each contest. Curt Dudley will supply the play-by-play on each day.

WEEKEND REWIND

► Cornell opened its 153rd season of baseball with a three-game set in Atlanta against Georgia Tech at Mac Nease Baseball Park at Russ Chandler Stadium last weekend.

► The Big Red avoided being swept by the Yellow Jackets with an 11-4 victory on Sunday after suffering 9-6 and 12-2 setbacks on Friday and Saturday, respectively.

► Seniors **MATT BARNHORST** (3-for-8, two runs, double, RBI) and **NATHAN WAUGH** (4-for-12, three runs, home run, two RBI), junior **RYAN PORTER** (3-for-9, two RBI), and sophomore **CADEN WILDMAN** (4-for-13, three runs, double) all had batting averages north of .300 on the weekend.

► Freshmen **LUKE JOHNSON** (2-for-9, two runs, two doubles, two RBI), **MARK QUATRANI** (2-for-4, home run, RBI), **KEVIN HAGER** (1-for-3, RBI), and **OWEN CARLSON** (1-for-4), and junior **WILLIAM JAUN** (1-for-8, double) all collected their first collegiate hits on the weekend.

► Jaun, who was the starting pitcher last Sunday, made his first appearance on the mound for the Big Red and collected the win, logging 5.0 innings of work, allowing a pair of runs on four hits. Sophomore **ETHAN HAMILL** registered his first collegiate save in the victory for the Big Red, pitching the final four innings and allowing two runs and three hits.

► Last Sunday's victory was the first time Cornell was not swept in its first weekend of play since posting a 2-1 record against Navy to open the 2017 season.

WELCOME (BACK) TO THE COMMONWEALTH!

► This weekend will mark the first of nine consecutive games for Cornell inside the Commonwealth of Virginia. The Big Red will return for a three-game series against Georgetown in Tyson, Va., which begins with a Saturday doubleheader from Capital One Park. Cornell's final trip to Virginia this season will be against Richmond, where it will play the Spiders from March 15-17.

► Virginia is the most represented state on the roster with seven representatives. Senior catcher **BRADEN MACK** (Woodbridge), junior pitcher **WILL LONG** (Great Falls), junior infielder **MAX JENSEN** (Burke), sophomore pitchers **ETHAN HAMILL** (Chester), **CARSON MAYFIELD** (Annandale), and **ASHER GARDY** (Springfield), and freshman pitcher **ETHAN VAN SICE** (Arlington) all hail from the Old Dominion.



MEDIA CONTACT

MARSHALL HAIM

Assistant Director of Athletic Communications

✉ mh2348@cornell.edu

☎ (716) 465-4945 (mobile)

2024 CORNELL BIG RED ROSTER

NO	NAME	POS	B/T	HT	WT	YR	HOMETOWN / HIGH SCHOOL (PREVIOUS SCHOOL)
1	John Quinlan	OF	S/R	5-9	180	Jr.	Menlo Park, Calif. / Menlo-Atherton
2	Matt Barnhorst	INF	R/R	6-0	195	Sr.	Ponte Vedra Beach, Fla. / Ponte Vedra
3	Chris Ellison	RHP	R/R	6-0	190	Jr.	Howell, N.J. / Howell
4	Caden Wildman	OF	R/R	6-3	215	So.	Woodbury, Minn. / East Ridge
5	Will Long	RHP	R/R	6-0	170	Jr.	Great Falls, Va. / Langley
6	Kyle Musser	OF	R/R	5-10	182	Jr.	Lititz, Pa. / Manheim Township
7	Max Jensen	INF	L/R	6-3	210	Jr.	Burke, Va. / Lake Braddock
8	Luke Johnson	INF	R/R	6-1	180	Fr.	Coto de Caza, Calif. / Santa Margarita Catholic
9	Story Kimura	RHP	R/R	6-0	175	Sr.	Dallas, Texas / The Lawrenceville School [N.J.]
11	Matthew Walters	OF	R/R	5-11	195	So.	Granbury, Texas / Granbury
12	Ryan Porter	OF/RHP	R/R	6-0	185	Jr.	Houston, Texas / Paetow
13	Ethan Hamill	RHP	R/R	6-3	200	So.	Chester, Va. / Thomas Dale
15	Owen Carlson	INF	L/R	5-11	180	Fr.	Los Angeles, Calif. / Harvard-Westlake School
16	Noah Keller	LHP	L/L	6-1	210	So.	Goodrich, Mich. / Goodrich
17	William Stephens	RHP	R/R	6-2	205	Sr.	Stone Mountain, Ga. / Marist
18	TJ Swidorski	INF	R/R	6-0	185	So.	Woodbury, Minn. / East Ridge
19	Mark Quatrani	C/INF	R/R	5-11	200	Fr.	Springfield, Pa. / The Haverford School
20	Kevin Hager	INF	R/R	6-0	190	Fr.	Berkeley Heights, N.J. / Delbarton School
21	John Gerfen	LHP	R/L	6-0	195	So.	Brewster, N.Y. / Brewster
22	Jakobi Davis	OF	L/L	6-4	210	Jr.	Sarasota, Fla. / Sarasota Riverview
23	Braden Mack	C	R/R	6-2	210	Sr.	Woodbridge, Va. / Potomac
25	Beck Urofsky	RHP/INF	R/R	6-4	225	So.	Silver Spring, Md. / Bethesda-Chevy Chase
26	Tom Clancy	RHP	R/R	6-1	190	Jr.	Westfield, N.J. / Newark
28	Max Foster	RHP	R/R	6-3	210	Fr.	Bethel, Conn. / Bethel
30	William Jaun	LHP/1B	L/L	6-3	225	Jr.	Loveland, Ohio / St. Xavier
31	Graham Biben	RHP	R/R	6-0	170	Fr.	New York, N.Y. / Riverdale Country School
32	Carson Mayfield	RHP	R/R	6-5	200	So.	Annandale, Va. / Bishop O'Connell
33	Von Baker	RHP	R/R	6-7	235	Sr.	St. Johnsville, N.Y. / Oppenheim-Ephratah-St. Johnsville
34	Ethan Van Sice	RHP	R/R	5-9	170	Fr.	Arlington, Va. / Gonzaga College [D.C.]
36	Nathaniel Jennewein	LHP	R/L	5-11	180	Fr.	Tampa, Fla. / T.R. Robinson
37	Huxley Holcombe	LHP/OF	L/L	6-6	180	Fr.	Worcester, Mass. / Worcester Academy
38	Asher Gardy	RHP	R/R	6-2	185	So.	Springfield, Va. / Lake Braddock (James Madison)
40	Nathan Waugh	C	R/R	6-5	230	Sr.	Placentia, Calif. / Yorba Linda
41	Jackson Marko	C	R/R	5-10	175	So.	Syracuse, N.Y. / Christian Brothers Academy
42	Josh Shea	RHP	R/R	5-11	175	So.	Cortlandt Manor, N.Y. / Hendrick Hudson

PITCHERS (16)		
3	Chris Ellison	R/R Jr.
5	Will Long	R/R Jr.
9	Story Kimura	R/R Sr.
13	Ethan Hamill	R/R So.
16	Noah Keller	L/L So.
17	William Stephens	R/R Sr.
21	John Gerfen	R/L So.
26	Tom Clancy	R/R Jr.
28	Max Foster	R/R Fr.
31	Graham Biben	R/R Fr.
32	Carson Mayfield	R/R So.
33	Von Baker	R/R Sr.
34	Ethan Van Sice	R/R Fr.
36	Nathaniel Jennewein	R/L Fr.
38	Asher Gardy	R/R So.
42	Josh Shea	R/R So.

CATCHERS (4)		
19	Mark Quatrani	R/R Fr.
23	Braden Mack	R/R Sr.
40	Nathan Waugh	R/R Sr.
41	Jackson Marko	R/R So.

INFIELDERS (6)		
2	Matt Barnhorst	R/R Sr.
7	Max Jensen	L/R Jr.
8	Luke Johnson	R/R Fr.
15	Owen Carlson	L/R Fr.
18	TJ Swidorski	R/R So.
20	Kevin Hager	R/R Fr.

OUTFIELDERS (5)		
1	John Quinlan	S/R Jr.
4	Caden Wildman	R/R So.
6	Kyle Musser	R/R Jr.
11	Matthew Walters	R/R So.
22	Jakobi Davis	L/L Jr.

UTILITY (4)		
12	Ryan Porter	R/R Jr.
25	Beck Urofsky	R/R So.
30	William Jaun	L/L Jr.
37	Huxley Holcombe	L/L Fr.

COACHING AND SUPPORT STAFF

Head Coach:	Dan Pepicelli
Associate Head Coach:	Tom Ford
Assistant Coach:	John Toppa
Volunteer Assistant Coach:	Justin Devoid
Athletic Trainer:	Grace DeStefano















PRUH-NUHN-SEE-AY-SHN GUIDE

6	Kyle Musser	MUH-sir
9	Story Kimura	kih-MURR-uh
18	TJ Swidorski	swih-DOOR-skee
19	Mark Quatrani	kwah-TRAH-knee
20	Kevin Hager	HAY-gher
25	Beck Urofsky	yuhr-OFF-skee
30	William Jaun	john
31	Graham Biben	BYE-bin
34	Ethan Van Sice	van SIYS
36	Nathaniel Jennewein	jen-IH-wine
40	Nathan Waugh	WAH
HC	Dan Pepicelli	PEP-ih-sell-ee
AC	John Toppa	TOE-puh
VAC	Justin Devoid	dih-VOID

ROSTER BREAKDOWN

FRESHMAN (9)	SOPHOMORE (11)	JUNIOR (9)	SENIOR (6)
8 Johnson	4 Wildman	1 Quinlan	2 Barnhorst
15 Carlson	11 Walters	3 Ellison	9 Kimura
19 Quatrani	13 Hamill	5 Long	17 Stephens
20 Hager	16 Keller	6 Musser	23 Mack
28 Foster	18 Swidorski	7 Jensen	33 Baker
31 Biben	21 Gerfen	12 Porter	40 Waugh
34 Van Sice	25 Urofsky	22 Davis	
36 Jennewein	32 Mayfield	26 Clancy	
37 Holcombe	38 Gardy	30 Jaun	
	41 Marko		
	42 Shea		

BY STATE / PROVINCE / COUNTRY

 Virginia	7	 Texas	3	 Maryland	1
 New York	5	 Minnesota	2	 Massachusetts	1
 California	4	 Pennsylvania	2	 Michigan	1
 Florida	3	 Connecticut	1	 Ohio	1
 New Jersey	3	 Georgia	1		

CORNELL QUICK FACTS

GENERAL INFORMATION

Location Ithaca, N.Y.
Enrollment (2023 Fall Undergraduate) 16,071
Founded 1865
Nickname Big Red
School Colors Carnelian Red (Pantone 187) and White
Conference Ivy League
President Martha E. Pollack
Meakam Smith Director of Athletics Dr. Nicki Moore
Athletics Website CornellBigRed.com

HISTORY

Seasons of Baseball 153rd
First Season 1869
All-Time Record (Win %) 1748-1988-35 (.468)
Ivy League Regular-Season Titles (last) 6 (2012)
Ivy League Championship Titles (last) 1 (2012)
NCAA Tournament Appearances (last) 1 (2012)
Most Consecutive NCAA Appearances Never
College World Series Appearances (last) Never
National Championships None
NCAA Tournament Record (Win %) 0-2 (.000)

BOOTH FIELD

Year Opened (Season) 2023 (2nd)
Dimensions 318' (LF/RF), 390' (CF), 397' (LCF/RCF)
Capacity 500
All-Time Record (Win %) 1-5 (.167)
Under Dan Pepicelli (Win %) 1-5 (.167)

COACHING STAFF

Head Coach Dan Pepicelli (SUNY Cortland '90)
Overall Record 306-325-3 (.485)
Record at Cornell 85-148-1 (.365)
Associate Head Coach Tom Ford (Ithaca '79)
Assistant Coach John Toppa (UConn '19)
Volunteer Assistant Justin Devoid (Colby-Sawyer '17)

2023 REVIEW

Overall Record 9-26
Ivy League Record (Finish) 8-13 (7th)
Home Record 2-8
Road Record 7-16
Neutral Record 0-2
Ivy League Championship Series Did not qualify
NCAA Tournament Not selected
D1Baseball.com Poll Ranking (final) N/A
NCBWA Poll Ranking (final) N/A
USA Today Poll Ranking (final) N/A

2024 TEAM INFORMATION

Letterwinners Returning / Lost 13 / 8
Newcomers 11
Fr / So / Jr / Sr 9 / 11 / 9 / 6

ATHLETIC COMMUNICATIONS

Jeremy Hartigan
Associate Director of Athletics for Communications
Marshall Haim
Assistant Director of Athletic Communications (BB)
Phone (mobile) (716) 465-4945
Email mh2348@cornell.edu
Matthew Jensen
Assistant Director of Athletic Communications
Aaron Kelly
Assistant Director of Athletic Communications
Ben Blakely
Communications Coordinator
Mike Hogan
Communications Coordinator

Mailing Address Cornell University Athletics
Teagle Hall, 512 Campus Road, Ithaca, N.Y., 14853
Twitter / Instagram @CornellSports
Facebook /CornellSports

#YELLCORNELL

SCOUTING REPORT

CORNELL		as of 2/28/24		JMU	
.267	BATTING AVG.	>>	.311		
6.33	RUNS	>>	6.75		
2.00	<< DOUBLES		1.50		
0.00	TRIPLES	>>	0.13		
0.67	HOME RUNS	>>	1.63		
4.33	RBI	>>	6.25		
.371	ON-BASE PCT.	>>	.390		
.381	SLUGGING PCT.	>>	.518		
1/3 (.333)	STOLEN BASES	>>	13/17 (.765)		
7.56	ERA	>>	6.21		
6.33	STRIKEOUTS	>>	7.75		
.291	<< OPPONENT AVG.		.326		
2.16	WHIP	>>	1.85		
.954	FIELDING PCT.	>>	.972		

12 YEARS, 387 MILES, 8 MEETINGS

► Cornell and James Madison return to the diamond for a second consecutive season as the Dukes swept a three-game series from the Big Red.

► Four of the last seven games with James Madison have featured Cornell scoring at least 12 runs.

SCOUTING JAMES MADISON

► James Madison enters this weekend with a 5-3 overall record. The Dukes won its first game of the season against No. 3-ranked Arkansas, 7-3, on Feb. 18, but has won its last four games since its trip to Fayetteville, Ark.

► Coleman Calabrese leads the Dukes with his .469 batting average, and is one of three Dukes with at least a .400 batting average early on in the season, as Ryan Dooley and Wyatt Peifer each have identical .400 averages.

► Calabrese is tied for the team lead in home runs (four) and RBI (nine) with Brendan O'Donnell, who is a graduate transfer from Rider, who set the Broncs' single-season (2022) and career HR records.

AGAINST JAMES MADISON

► Cornell was swept by James Madison in a season-opening three-game series against the Dukes last season, falling by scores of 11-5, 9-2, and 7-5.

► Senior catcher **NATHAN WAUGH** (3-for-9, two runs, home run, two RBI) and junior infielder **MAX JENSEN** (3-for-10, run, RBI) both had batting averages north of .300 in the series. Waugh and Jensen both recorded one hit apiece off of Todd Mozoki, who is the Dukes' scheduled starter for Friday.

► Sophomore infielder **TJ SWIDORSKI** (2-for-7, home run, 2 RBI) clubbed his first home run in his first collegiate at-bat against Ryan Murphy, who is James Madison's slated starter for Sunday. Junior outfielder **JAKOBI DAVIS** (3-for-13, two doubles, home run, two RBI), senior infielder **MATT BARNHORST** (2-for-10, home run), and since-graduated infielder **RYAN ROSS** (1-for-6, home run, three RBI) all hit round-trippers for the Big Red in last year's series.

WAUGH(TCH) IT FLY

► Senior catcher **NATHAN WAUGH** was Cornell's hottest hitter to conclude the 2023 campaign, and he picked up right where he left off last weekend at Georgia Tech (where he is slated to play his post-graduate year in 2025).

► Over his final 11 games last year and the first three games this year, Waugh is slashing .418/.492/.655 with four doubles, three home runs, and 12 RBI.

► After batting just .133 (4-of-30) in his first nine games in 2023, Waugh has hit for a .400 clip (34-of-85) with seven doubles, six home runs, and 23 RBI over his last 22 games, dating back to last season. Waugh also has 10 multi-hit games — including two four-hit games — and five multi-RBI performances, featuring a pair of four-RBI games.

WHEN IT RUNS, IT POURS

► Cornell has displayed a knack of scoring runs in bundles since the beginning of last season.

► Of the Big Red's 192 runs scored since the 2023 season opener, 138 have come in innings that have featured at least two runs cross home plate (71.9 percent of run production).

► Across its previous 50 games, going back to the 2022 season, Cornell had at least one multi-run inning in 40 games (80.0 percent).

► So far this year, Cornell has recorded one two-run inning, a pair of three-run innings, and also plated a season-high four runs (all of which were unearned) in the ninth inning of its 11-4 victory over Georgia Tech last Sunday.

STAT BREAKDOWN

WAUGH'S STAT BREAKDOWN
2023 and 2024 Seasons

GAMES	AVG	OBP	SLG	OPS
First Nine	.133	.297	.233	.531
► Last 14	.418	.492	.655	1.147
► Last 22	.400	.470	.694	1.164

STAT BREAKDOWN

RUN-SCORING BREAKDOWN
2023 & 2024 Seasons

NUMBER OF RUNS	RUNS	PCT
One-Run Innings	54	28.1%
► Multi-Run Innings	138	71.9%



CARSON MAYFIELD RHP #32

2024 STATS: 0-0, 6.00 ERA, 3.0 IP, 3 BB, 2 SO

Height / Weight: 6-5 / 200 lbs.
Hometown: Annandale, Va.
High School: Bishop O'Connell

Bats/Throws: R/R
Year: Sophomore

MAYFIELD'S CAREER STATS

	W	L	ERA	G	GS	CG	IP	H	R	ER	HR	BB	SO	GDP	WHIP	AVG
2023	1	2	4.89	18	0	0	46.0	49	36	25	6	12	38	3	1.33	.266
2024	0	0	6.00	1	1	0	3.0	4	2	2	0	3	2	0	2.33	.286
TOTALS	1	2	4.96	19	1	0	49.0	53	38	27	6	15	40	3	1.39	.268

NEWS & NOTES ON MAYFIELD

- **THIS WEEKEND:** Slated to make his 20th career appearance this weekend and his second start in as many outings.
- **LAST TIME OUT:** Allowed two runs on four hits across three innings of work in the Big Red's season opener against Georgia Tech last Friday (Feb. 23) ... issued a trio of free passes and struck out a pair of Yellow Jackets ... outing was his first start of his collegiate career.
- **AGAINST JAMES MADISON:** Made lone appearances against the Dukes in relief of classmate Noah Keller in Big Red's season-opener last Feb. 24 ... allowed three unearned runs over 3.2 innings of work and gave up four hits ... walked one and struck out a pair of JMU batters in collegiate debut.

MAYFIELD AGAINST JAMES MADISON

DATE	W-L	SCORE	IP	H	R	ER	HR	BB	SO	HBP	WP	BK	P/S	S%	LEFT
2/24/2023*	ND	5-11	3.2	4	3	0	0	1	2	0	0	0	60/40	66.7%	—

- **2023:** Served as one of Cornell's go-to relievers, tying **SPENCER EDWARDS** for the most appearances on season (18) ... logged 46 innings while striking out 38 and issuing just 12 walks ... posted 1-2 record with a team-leading 4.89 ERA ... struck out a season-high five batters on two occasions (March 18 at George Mason and April 21 vs. Princeton) ... recorded first collegiate save at Yale (March 24) before collecting first victory over Columbia in following weekend (April 2) ... also earned second save at Dartmouth (May 6).
- **PRIOR TO CORNELL:** Four-year letterwinner in baseball at Falls Church and Bishop O'Connell ... named MVP at 2022 Mingo Bay Classic Tournament, where team claimed championship ... two-time captain (Falls Church - 2020; Bishop O'Connell - 2022) ... tabbed Second Team All-Region as a right-handed pitcher in 2019 while at Falls Church ... earned pair of First Team honors, being named First Team Division I All-State in 2021 and First Team All-WCAC in 2022 ... member of Expanded Services Mentoring Program at Bishop O'Connell in 2021-22.
- **PERSONAL:** Son of Jeff and Ann Mayfield, and has an older brother ... currently enrolled in the College of Arts and Sciences.

MAYFIELD'S 2024 GAME LOG

DATE/OPP	W/L	SCORE	IP	H	R	ER	HR	BB	SO	P/K	LEFT
2/23 at GT	ND	6-9	3.0	4	2	2	0	3	2	81/50	1-2
TOTALS	0-0	6.00	3.0	4	2	2	0	3	2	81/50	61.7%

* — denotes relief appearance

MAYFIELD'S 2024 SPLITS

SPLIT	W	L	G	GS	IP	H	R	ER	HR	BB	SO	ERA	AVG
Total	0	0	1	1	3.0	4	2	2	0	3	2	6.00	.286
Home	—	—	—	—	—	—	—	—	—	—	—	—	—
Away	0	0	1	1	3.0	4	2	2	0	3	2	6.00	.286
Neutral	—	—	—	—	—	—	—	—	—	—	—	—	—
Day	0	0	1	1	3.0	4	2	2	0	3	2	6.00	.286
Night	—	—	—	—	—	—	—	—	—	—	—	—	—
Starter	0	0	1	1	3.0	4	2	2	0	3	2	6.00	.286
Reliever	—	—	—	—	—	—	—	—	—	—	—	—	—
February	0	0	1	1	3.0	4	2	2	0	3	2	6.00	.286
March	—	—	—	—	—	—	—	—	—	—	—	—	—
April	—	—	—	—	—	—	—	—	—	—	—	—	—
May	—	—	—	—	—	—	—	—	—	—	—	—	—

MAYFIELD'S 2024 SPLITS vs. LHB/RHB

	BF	AB	H	2B	3B	HR	BB	SO	AVG	OBP	SLG	OPS
Total	17	14	4	0	1	0	3	2	.286	.412	.429	.840
vs. LHB	2	2	1	0	0	0	0	0	.500	.500	.500	1.000
vs. RHB	15	12	3	0	1	0	3	2	.250	.400	.417	.817

SINGLE-GAME HIGHS & LOWS

	2024	CAREER
3.0, at Georgia Tech (2/23)	IP	5.0, (2x), Last: vs. Princeton (4/21/23)
4, at Georgia Tech (2/23)	H	10, at VCU (3/10/23)
2, at Georgia Tech (2/23)	R	6, at VCU (3/10/23)
2, at Georgia Tech (2/23)	ER	5, at VCU (3/10/23)
3, at Georgia Tech (2/23)	BB	3, at Georgia Tech (2/23/24)
2, at Georgia Tech (2/23)	SO	5, (2x), Last: vs. Princeton (4/21/23)
—	HR	2, (2x), Last: vs. Princeton (4/21/23)
—	CG	—
—	SHO	—
—	W STREAK	—
—	L STREAK	—

NOTE: Bold denotes active streak



VON BAKER RHP
2024 STATS: 0-0, 6.75 ERA, 4.0 IP, 5 BB, 3 SO

#33

Height / Weight: 6-7 / 235 lbs.
Hometown: St. Johnsville, N.Y.
High School: Oppenheim-Ephratah-St. Johnsville
Bats/Throws: R/R
Year: Senior

BAKER'S CAREER STATS

	W	L	ERA	G	GS	CG	IP	H	R	ER	HR	BB	SO	GDP	WHIP	AVG
2021	— NO SEASON (COVID-19 PANDEMIC) —															
2022	0	3	15.04	12	4	0	23.1	30	46	39	3	38	23	2	2.91	.316
2023	0	5	10.55	13	8	0	29.0	29	40	34	3	36	23	4	2.24	.266
2024	0	0	6.75	1	0	0	4.0	2	3	3	1	5	3	1	1.75	.154
TOTALS	0	8	12.14	26	12	0	56.1	61	89	76	7	79	49	7	2.49	.281

NEWS & NOTES ON BAKER

► **THIS WEEKEND:** Scheduled to appear in his 27th career game, while making 13th career start ... would be Baker's first start since April 9, 2023, against Brown, which also served as Cornell's final game at its 101-year-old on-campus facility, Hoyt Field.

► **AGAINST JAMES MADISON:** Started the final game of last year's three-game series against the Dukes ... pitched 5.2 innings, allowing one run on four hits while walking three and struck out six, matching his single-game high for punchouts.

BAKER AGAINST JAMES MADISON

DATE	W-L	SCORE	IP	H	R	ER	HR	BB	SO	HBP	WP	BK	P/S	S%	LEFT
2/26/2023	ND	5-7	5.2	4	1	1	0	3	6	1	0	0	92/53	57.6%	5-1

► **2023:** Appeared in career-high 13 games, making eight starts ... logged season-high 5.2 innings of work in season debut against James Madison on Feb. 26, where he matched single-game high for strikeouts with six.

► **2022:** Made 12 appearances, four of which were starts ... pitched impressive 2.2 relief innings, striking out three, and allowing two baserunners against Maryland (March 13) ... fanned six over 6.1 innings — both figures serving as career-highs — against Harvard (March 25).

► **2021:** Season canceled due to COVID-19 pandemic.

BAKER'S 2024 GAME LOG

DATE/OPP	W/L	SCORE	IP	H	R	ER	HR	BB	SO	P/K	LEFT
2/24 at GT*	ND	2-12	4.0	2	3	3	1	5	3	76/37	—
TOTALS	0-0	6.75	4.0	2	3	3	1	5	3	76/37	48.7%

* — denotes relief appearance

BAKER'S 2024 SPLITS

SPLIT	W	L	G	GS	IP	H	R	ER	HR	BB	SO	ERA	AVG
Total	0	0	1	0	4.0	2	3	3	1	5	3	6.75	.154
Home	—	—	—	—	—	—	—	—	—	—	—	—	—
Away	0	0	1	0	4.0	2	3	3	1	5	3	6.75	.154
Neutral	—	—	—	—	—	—	—	—	—	—	—	—	—
Day	0	0	1	0	4.0	2	3	3	1	5	3	6.75	.154
Night	—	—	—	—	—	—	—	—	—	—	—	—	—
Starter	—	—	—	—	—	—	—	—	—	—	—	—	—
Reliever	0	0	1	0	4.0	2	3	3	1	5	3	6.75	.154
February	0	0	1	0	4.0	2	3	3	1	5	3	6.75	.154
March	—	—	—	—	—	—	—	—	—	—	—	—	—
April	—	—	—	—	—	—	—	—	—	—	—	—	—
May	—	—	—	—	—	—	—	—	—	—	—	—	—

BAKER'S 2024 SPLITS vs. LHB/RHB

	BF	AB	H	2B	3B	HR	BB	SO	AVG	OBP	SLG	OPS
Total	18	13	2	1	0	1	5	3	.154	.389	.462	.850
vs. LHB	2	1	0	0	0	0	1	0	.000	.500	.000	.500
vs. RHB	16	12	2	1	0	1	4	3	.167	.375	.500	.875

SINGLE-GAME HIGHS & LOWS

2024	CAREER
4.0, at Georgia Tech (2/24)	IP 6.1, vs. Harvard (3/25/22)
2, at Georgia Tech (2/24)	H 7, vs. Yale (4/3/22)
3, at Georgia Tech (2/24)	R 9, at Virginia (2/25/22)
3, at Georgia Tech (2/24)	ER 8, (2x), Last: at Yale (3/26/23)
5, at Georgia Tech (2/24)	BB 7, at Virginia (2/25/22)
3, at Georgia Tech (2/24)	SO 6, (2x), Last: at JMU (2/26/23)
1, at Georgia Tech (2/24)	HR 2, (2x), Last: vs. Princeton (4/22/23)
—	CG —
—	SHO —
—	W STREAK —
—	L STREAK 3 games, 3/18/22 - 4/3/22

NOTE: Bold denotes active streak



WILLIAM JAUN LHP
2024 STATS: 1-0, 3.60 ERA, 5.0 IP, 4 BB, 1 SO

#30

Height / Weight: 6-3 / 225 lbs.
Hometown: Loveland, Ohio
High School: St. Xavier
Bats/Throws: L/L
Year: Junior

JAUN'S CAREER STATS

	W	L	ERA	G	GS	CG	IP	H	R	ER	HR	BB	SO	GIDP	WHIP	AVG
2022	— DID NOT PLAY (INJURY) —															
2023	— DID NOT PLAY (INJURY) —															
2024	1	0	3.60	1	1	0	5.0	4	2	2	0	4	1	2	1.60	.222
TOTALS	1	0	3.60	1	1	0	5.0	4	2	2	0	4	1	2	1.60	.222

NEWS & NOTES ON JAUN

- ▶ **THIS WEEKEND:** Slated to make second start of collegiate career and season this weekend.
- ▶ **LAST TIME OUT:** Pitched five-plus innings in his debut on the mound after serving as Cornell's designated hitter and first baseman last Friday and Saturday, respectively ... allowed two runs on four hits while walking four and fanning one.
- ▶ **AGAINST JAMES MADISON:** Will be first appearance against James Madison in his collegiate career.
- ▶ **2023:** Missed season due to injury.
- ▶ **2022:** Missed season due to injury.
- ▶ **PRIOR TO CORNELL:** Played four years at St. Xavier HS as first baseman and pitcher, helping team claim Greater Catholic League South Division titles in 2019 and 2021 ... GCL Pitcher of the Year, All-City First Team, and All-State honorable mention in 2021 ... All-GCL First Team as a pitcher in 2021 and second team selection at first base in 2019 ... received St. Xavier's Most Valuable Player, Most Outstanding Pitcher and Scholar-Athlete awards in 2021 ... competed at club level with Midland Redskins, earning Central Region Honorable Mention for 2021 Perfect Game Preseason All-American and All-Region teams ... garnered Honorable Mention in 2020 for the Perfect Game Preseason Underclassmen All-American Teams ... tabbed fourth among first basemen in Ohio and top 1,000 nationally among classmates by Perfect Game ... member of National Honor Society and National Latin Honor Society ... AP Scholar with Distinction.
- ▶ **PERSONAL:** Son Gregory and Cynthia Jaun, and he has two sisters and one brother ... father was a pitcher on baseball team at Notre Dame (1980-83), and brother, Eric, was outfielder at Babson (2016-19) ... enrolled in the College of Arts and Sciences.

JAUN'S 2024 GAME LOG

DATE/OPP	W/L	SCORE	IP	H	R	ER	HR	BB	SO	P/K	LEFT
2/25 at GT	W	11-4	5.0	4	2	2	0	4	1	82/44	7-0
TOTALS	1-0	3.60	5.0	4	2	2	0	4	1	82/44	53.7%

* — denotes relief appearance

JAUN'S 2024 SPLITS

SPLIT	W	L	G	GS	IP	H	R	ER	HR	BB	SO	ERA	AVG
Total	1	0	1	1	5.0	4	2	2	0	4	1	3.60	.222
Home	—	—	—	—	—	—	—	—	—	—	—	—	—
Away	1	0	1	1	5.0	4	2	2	0	4	1	3.60	.222
Neutral	—	—	—	—	—	—	—	—	—	—	—	—	—
Day	1	0	1	1	5.0	4	2	2	0	4	1	3.60	.222
Night	—	—	—	—	—	—	—	—	—	—	—	—	—
Starter	1	0	1	1	5.0	4	2	2	0	4	1	3.60	.222
Reliever	—	—	—	—	—	—	—	—	—	—	—	—	—
February	1	0	1	1	5.0	4	2	2	0	4	1	3.60	.222
March	—	—	—	—	—	—	—	—	—	—	—	—	—
April	—	—	—	—	—	—	—	—	—	—	—	—	—
May	—	—	—	—	—	—	—	—	—	—	—	—	—

JAUN'S 2024 SPLITS vs. LHB/RHB

	BF	AB	H	2B	3B	HR	BB	SO	AVG	OBP	SLG	OPS
Total	22	18	4	1	0	0	4	1	.222	.364	.278	.641
vs. LHB	3	2	1	0	0	0	1	1	.500	.667	.500	1.167
vs. RHB	19	16	3	1	0	0	3	0	.188	.316	.250	.566

SINGLE-GAME HIGHS & LOWS

2024		CAREER	
5.0, at Georgia Tech (2/25)	IP	5.0, at Georgia Tech (2/25/24)	
4, at Georgia Tech (2/25)	H	4, at Georgia Tech (2/25/24)	
2, at Georgia Tech (2/25)	R	2, at Georgia Tech (2/25/24)	
2, at Georgia Tech (2/25)	ER	2, at Georgia Tech (2/25/24)	
4, at Georgia Tech (2/25)	BB	4, at Georgia Tech (2/25/24)	
1, at Georgia Tech (2/25)	SO	1, at Georgia Tech (2/25/24)	
—	HR	—	
—	CG	—	
—	SHO	—	
1 game, (2/25 - Present)	W STREAK	1 game, (2/25/24 - Present)	
—	L STREAK	—	

NOTE: Bold denotes active streak

IVY LEAGUE HONORS

DATE	AWARD	PLAYER (SCHOOL)
Feb. 26	Player	Davis Baker (Penn)
	Pitcher	Andy Leon (Columbia)
	Rookie	Miles Newsome (Brown)

IVY LEAGUE STANDINGS AND SCHEDULES

OPPONENT	IVY LEAGUE				OVERALL			HOME	AWAY	NEUTRAL	RPI
	W-L	PCT	GB	STREAK	W-L	PCT	STREAK				
Brown	0-0	.000	—	—	1-2	.333	W1	0-0	1-2	0-0	—
Princeton	0-0	.000	—	—	1-2	.333	L1	0-0	1-2	0-0	—
Cornell	0-0	.000	—	—	1-2	.333	W1	0-0	1-2	0-0	—
Columbia	0-0	.000	—	—	0-3	.000	L3	0-0	0-3	0-0	—
Dartmouth	0-0	.000	—	—	0-3	.000	L3	0-0	0-3	0-0	—
Harvard	0-0	.000	—	—	0-3	.000	L3	0-0	0-3	0-0	—
Penn	0-0	.000	—	—	1-3	.250	L1	0-0	1-3	0-0	—
Yale	0-0	.000	—	—	0-3	.000	L3	0-0	0-3	0-0	—

LAST WEEK'S SCHEDULE

Friday, Feb. 23

Georgia Tech 9, Cornell 6

#4 Florida 15, Columbia 6

Abilene Christian 4, Penn 3

North Florida 13, Yale 6

Sam Houston 7, Dartmouth 2

Troy 4, Harvard 3

UNC Wilmington 14, Princeton 1

UT Martin 12, Brown 2 (7 inn.)

Friday, Feb. 24

Georgia Tech 12, Cornell 2

#4 Florida 7, Columbia 3

Abilene Christian 10-2, Penn 4-7

North Florida 6, Yale 1

Princeton 2, UNC Wilmington 1

Sam Houston 8, Dartmouth 3

Troy 14, Harvard 3

UT Martin 3, Brown 2

Saturday, Feb. 25

Cornell 11, Georgia Tech 4

#4 Florida 12, Columbia 5

Abilene Christian 9, Penn 3

Brown 13, UT Martin 6

North Florida 3, Yale 1

Sam Houston 11, Dartmouth 3

Troy 11, Harvard 1

UNC Wilmington 5, Princeton 3

THIS WEEK'S SCHEDULE

Friday, March 1

Cornell at James Madison, 2:00

Marist at Columbia, 3:00

Penn at USC Upstate, 3:00

Princeton at North Carolina, 3:00

Harvard at The Citadel, 5:00

Dartmouth at North Florida, 6:00

Brown at Stetson, 6:30

Yale at Tulane, 7:30 ET

Saturday, March 2

Cornell at James Madison, 2:00

Marist at Columbia, 12:00 (DH)

Princeton at North Carolina, 1:00

Harvard at The Citadel, 2:00

Penn at USC Upstate, 2:00

Brown at Stetson, 2:00 (DH)

Yale at Tulane, 3:00 ET

Dartmouth at North Florida, 3:00

Sunday, March 3

Cornell at James Madison, 1:00

Dartmouth at North Florida, 11:00 a.m.

Princeton at North Carolina, 12:00

Harvard at The Citadel, 1:00

Penn at USC Upstate, 1:00

Brown at Stetson, 1:00

Marist at Columbia, 1:00

Yale at Tulane, 2:00 ET

IVY LEAGUE PRESEASON POLL

► The Ivy League preseason poll was announced Feb. 19 with Penn pitted as the unanimous favorite following a vote of 16 panelists.

► Columbia was picked second, finishing as the only other program to reach the century mark in points (101). Harvard (97 points) and Princeton (87 points) were the other anticipated programs to round out this year's four-team Ivy League Tournament field.

► Yale was slotted to finish fifth behind its 66 points, while Cornell (37 points) and Brown (35 points) were separated by two points for sixth and seventh places. Dartmouth rounded out the eight-team poll with its 25 points.

TURN 'EM!

► Cornell turned four double plays in last weekend's three-game series at Georgia Tech, three of which came in the Big Red's victory last Sunday.

► The trio of twin-killings was the first time Cornell had recorded at least three double plays in a game since April 21, 2022, against Princeton.

► Cornell's 1.33 double plays per game ranks as the 10th-best average in Division I baseball entering this weekend, and is second-best by an Ivy League program behind Princeton (1.67), who is tied with Merrimack for the nation's lead.

NOTHING EXTRA, PLEASE

► Cornell has not gone to extra innings in any of its last 48 games, dating back to a 10-9 walk-off victory over Central New York rival Binghamton on April 20, 2022, at the program's former on-campus home, Hoy Field.

► The Big Red was one of seven NCAA Division I programs to not have any of its games go to extra innings last season (Alabama A&M, East Tennessee State, Georgia Southern, Kansas State, and Saint Peter's), and was one of two Ivy League programs (Princeton) to accomplish the rare feat.

► Last year, the only game Cornell played in that did not end in nine innings was in the nightcap of an April 22 doubleheader when the Big Red fell to Princeton, 11-0, in seven innings as play was halted due to rain.

IVY PRESEASON POLL

2024 IVY LEAGUE PRESEASON POLL

Two Votes Per Program

SCHOOL (First-Place Votes)	POINTS
1. Penn (16)	128
2. Columbia	101
3. Harvard	97
4. Princeton	87
5. Yale	66
► 6. Cornell	37
7. Brown	35
8. Dartmouth	25

7 | 2024 BIG RED BASEBALL

CORNELL GAME NOTES | GAMES 4-6 AT JAMES MADISON

BOOTH FIELD



After spending over 100-plus years at Hoy Field, Cornell's legendary, and storied, on-campus field, the Cornell baseball team officially moved to Booth Field, the program's brand-new, \$17.5 million off-campus facility on Friday, April 21, 2023.

Booth Field is named in honor of former Cornell pitcher **RICH BOOTH '82**, who has shown “extraordinary leadership and generosity — much of its anonymous — over the last four decades.”

The facility features many state-of-the-art amenities for the Cornell baseball team, including a 1500-square foot team room and lounge, 1500-square foot locker room, and a 7000-square foot indoor area for batting cages and pitching mounds. A nutrition station, Hall of Fame area, and a coaches room is included at the facility, which was completed this past summer.

BOOTH FIELD FIRSTS [ALL OCCURRED ON 4/7/23 UNLESS DENOTED]

GAME: Friday, April 21, 2023 (Princeton 11, Cornell 8)

CORNELL WIN:

ATTENDANCE: 397

TIME OF GAME | TEMPERATURE: 2:21 | 84°F

FIRST PITCH: 3:33 p.m. by Spencer Edwards, Cornell; fastball, ball

BATTER: Matt Scannell, Princeton (homered)

PLATE UMPIRE: Mike Lum

HIT: Home run by Matt Scannell, 1st inning, none on

RUN: Matt Scannell, Princeton (homered)

SINGLE: Brendan Cumming, Princeton, 1st inning

DOUBLE: Max Jensen, Cornell, 1st inning

TRIPLE: Jakobi Davis, Cornell, 2nd inning

FIRST RBI: Matt Scannell, Princeton, 1st inning (homered)

HOME RUN: Matt Scannell, Princeton, (1st inning off Spencer Edwards)

TWO-RUN HOME RUN: Kyle Vinci, Princeton, (4th inning off Spencer Edwards)

THREE-RUN HOME RUN: Kyle Vinci, Princeton, (7th inning off Carson Mayfield)

GRAND SLAM: Kyle Vinci, Princeton, 4/8/23, (7th inning off Von Baker)

PINCH-HIT HOME RUN: Never happened

INSIDE-THE-PARK HOME RUN: Never happened

WINNING PITCHER: Jackson Emus, Princeton (starter)

LOSING PITCHER: Spencer Edwards, Cornell (starter)

SAVE: Jacob Faulkner, Princeton

PUTOUT: Matt Barnhorst, Cornell (first out of 6-4-3 DP)

ASSIST: Ryan Porter, Cornell (GIDP to shortstop)

ERROR: Noah Granet, Princeton, fielding

CG SHUTOUT: Tom Chmielewski, Princeton, 4/8/23

9-INNING CG SHO: Has not happened

WALK: Cornell's John Quinlan by Princeton's Jackson Emus, 1st inning

STRIKEOUT: Princeton's Kyle Vinci by Cornell's Spencer Edwards, 1st inning

STOLEN BASE: Scott Bandura, Princeton, 4th inning

DOUBLE PLAY: Porter to Barnhorst to Jensen, Cornell, 1st inning

TRIPLE PLAY: Has not happened

BALK: Has not happened

ONE-HITTER: Has not happened

NO-HITTER: Has not happened

2024 BIG RED HOME RUNS

PLAYER	HR	vL	vR	ROAD/		RUNNERS ON				OUTS			TIED	GO	DIRECTION						TEAM	LAST HR		
				HOME	NEUTRAL	0	1	2	3	0	1	2			GAME	AHEAD	LF	LC	CF	RC		RF	W-L	DATE / OPP
Matt Barnhorst	—	—	—	—	—	—	—	—	—	—	—	—	—	—	—	—	—	—	—	—	5/6/23 at Dartmouth	Sarcone	14	
Owen Carlson	—	—	—	—	—	—	—	—	—	—	—	—	—	—	—	—	—	—	—	—	—	—	—	
Jakobi Davis	—	—	—	—	—	—	—	—	—	—	—	—	—	—	—	—	—	—	—	—	4/21/23 vs. Princeton	Kim	38	
Kevin Hager	—	—	—	—	—	—	—	—	—	—	—	—	—	—	—	—	—	—	—	—	—	—	—	
William Jaun	—	—	—	—	—	—	—	—	—	—	—	—	—	—	—	—	—	—	—	—	—	—	—	
Max Jensen	—	—	—	—	—	—	—	—	—	—	—	—	—	—	—	—	—	—	—	—	4/2/23 at Columbia	Palfrey	78	
Luke Johnson	—	—	—	—	—	—	—	—	—	—	—	—	—	—	—	—	—	—	—	—	—	—	—	
Braden Mack	—	—	—	—	—	—	—	—	—	—	—	—	—	—	—	—	—	—	—	—	—	—	—	
Jackson Marko	—	—	—	—	—	—	—	—	—	—	—	—	—	—	—	—	—	—	—	—	—	—	—	
Kyle Musser	—	—	—	—	—	—	—	—	—	—	—	—	—	—	—	—	—	—	—	—	—	—	—	
Ryan Porter	—	—	—	—	—	—	—	—	—	—	—	—	—	—	—	—	—	—	—	—	4/28/23 vs. Penn	Zaffiro	16	
Mark Quatrani	1	—	1	—	1	1	—	—	—	1	—	—	—	—	—	—	—	—	1	0-1	2/24/24 at Ga. Tech	Gaudette	0	
John Quinlan	—	—	—	—	—	—	—	—	—	—	—	—	—	—	—	—	—	—	—	—	3/4/23 vs. PFW	Fine	127	
TJ Swidorski	—	—	—	—	—	—	—	—	—	—	—	—	—	—	—	—	—	—	—	—	2/25/23 at JMU	Murphy	53	
Beck Urofsky	—	—	—	—	—	—	—	—	—	—	—	—	—	—	—	—	—	—	—	—	—	—	—	
Matthew Walters	—	—	—	—	—	—	—	—	—	—	—	—	—	—	—	—	—	—	—	—	—	—	—	
Nathan Waugh	1	—	1	—	1	1	—	—	—	—	—	1	—	1	—	—	1	—	—	1-0	2/25/24 at Ga. Tech	Patel	3	
Caden Wildman	—	—	—	—	—	—	—	—	—	—	—	—	—	—	—	—	—	—	—	—	—	—	—	

2-HR GAMES [0]

PLAYER (CAREER NO.) DATE/OPP

— —

GRAND SLAMS [0]

PLAYER (CAREER NO.) DATE/OPP

— —

LEADOFF HOME RUNS [0]

PLAYER (CAREER NO.) DATE/OPP

— —

INSIDE-THE-PARK HRs [0]

PLAYER (CAREER NO.) DATE/OPP

— —

3-HR GAMES [0]

PLAYER (CAREER NO.) DATE/OPP

— —

PINCH-HIT HR [0]

PLAYER (CAREER NO.) DATE/OPP

— —

WALK-OFF HR [0]

PLAYER (CAREER NO.) DATE/OPP

— —

BACK-TO-BACK HRs [0]

PLAYERS DATE/OPP

— —

BIG RED MISCELLANEOUS BATTING

PLAYER	MULTI-HIT GAMES						MULTI-RBI GAMES						HIT STREAKS				HITS			
	2	3	4	5+	TOTAL	CAREER	2	3	4	5+	TOTAL	CAREER	5-9	10-14	15+	ACTIVE	2024 HIGH	CAREER HIGH	INFIELD	BUNT
Matt Barnhorst	1	—	—	—	1	10	—	—	—	—	—	5	—	—	—	2	2 games, 2024	5 games, 2022	—	—
Owen Carlson	—	—	—	—	—	—	—	—	—	—	—	—	—	—	—	1	—	—	—	—
Jakobi Davis	—	—	—	—	—	8	—	—	—	—	—	6	—	—	—	1	—	6 games, 2023	1	—
Kevin Hager	—	—	—	—	—	—	—	—	—	—	—	—	—	—	—	1	—	—	—	—
William Jaun	—	—	—	—	—	—	—	—	—	—	—	—	—	—	—	1	—	—	—	—
Max Jensen	—	—	—	—	—	20	—	—	—	—	—	12	—	—	—	0	—	8 games, 2022	—	—
Luke Johnson	—	—	—	—	—	—	1	—	—	—	1	1	—	—	—	2	2 games, 2024	2 games, 2024	—	—
Braden Mack	—	—	—	—	—	1	—	—	—	—	—	0	—	—	—	1	—	—	—	—
Jackson Marko	—	—	—	—	—	—	—	—	—	—	—	—	—	—	—	—	—	—	—	—
Kyle Musser	—	—	—	—	—	1	—	—	—	—	—	2	—	—	—	1	—	4 games, 2023	—	—
Ryan Porter	1	—	—	—	1	12	1	—	—	—	1	9	—	—	—	2	2 games, 2024	4 games, 2022-23	1	—
Mark Quatrani	1	—	—	—	1	1	—	—	—	—	—	—	—	—	—	1	—	—	—	—
John Quinlan	—	—	—	—	—	7	—	—	—	—	—	1	—	—	—	4	—	5 games, 2023	—	—
TJ Swidorski	—	—	—	—	—	4	—	1	—	—	1	2	—	—	—	1	—	3 games, 2023	1	—
Beck Urofsky	—	—	—	—	—	0	—	—	—	—	—	0	—	—	—	0	—	—	—	—
Matthew Walters	—	—	—	—	—	0	—	—	—	—	—	0	—	—	—	0	—	—	—	—
Nathan Waugh	1	—	—	—	1	17	—	—	—	—	—	9	—	—	—	7	3 games, 2024	6, (2x), Last: 2023	—	—
Caden Wildman	1	—	—	—	1	1	—	—	—	—	—	0	—	—	—	3	3 games, 2024	3 games, 2024	1	—

BIG RED W-L RECORD BY LINEUP CARD

PLAYER	BATTING ORDER (STARTS)									BY POSITION (STARTS)								
	1ST	2ND	3RD	4TH	5TH	6TH	7TH	8TH	9TH	C	1B	2B	3B	SS	LF	CF	RF	DH
Matt Barnhorst	—	—	—	—	—	—	1-0	0-1	—	—	—	1-1	—	—	—	—	—	—
Owen Carlson	—	—	—	—	—	—	—	0-1	—	—	—	0-1	—	—	—	—	—	—
Jakobi Davis	—	—	—	—	—	0-2	—	—	1-0	—	—	—	—	—	—	1-2	—	—
Kevin Hager	—	—	—	—	—	—	—	—	0-1	—	—	—	—	0-1	—	—	—	—
William Jaun	—	—	—	0-2	—	—	—	—	—	—	0-1	—	—	—	—	—	—	0-1
Max Jensen	—	1-2	—	—	—	—	—	—	—	—	1-1	—	0-1	—	—	—	—	—
Luke Johnson	1-1	—	—	—	—	—	—	—	—	—	—	—	1-1	—	—	—	—	—
Braden Mack	—	—	—	1-0	—	—	—	—	—	—	—	—	—	—	—	—	—	1-0
Jackson Marko	—	—	—	—	—	—	—	—	—	—	—	—	—	—	—	—	—	—
Kyle Musser	—	—	—	—	—	—	—	—	—	—	—	—	—	—	—	—	—	—
Ryan Porter	—	—	—	—	1-1	—	—	—	—	—	—	—	—	—	1-1	—	—	—
Mark Quatrani	—	—	—	—	—	—	0-1	—	—	0-1	—	—	—	—	—	—	—	—
John Quinlan	0-1	—	—	—	—	—	—	—	—	—	—	—	—	0-1	—	—	—	—
TJ Swidorski	—	—	—	—	—	—	—	1-0	0-1	—	—	—	—	1-1	—	—	—	—
Beck Urofsky	—	—	—	—	—	—	—	—	—	—	—	—	—	—	—	—	—	—
Matthew Walters	—	—	—	—	—	—	—	—	—	—	—	—	—	—	—	—	—	—
Nathan Waugh	—	—	1-2	—	—	—	—	—	—	1-1	—	—	—	—	—	—	—	0-1
Caden Wildman	—	—	—	—	0-1	1-0	0-1	—	—	—	—	—	—	—	—	1-2	—	—

BIG RED STARTING PITCHER RUN SUPPORT

PLAYER	RUN		RUN SUPPORT		TOTAL RUNS		TOTAL RUNS		TEAM	QUALITY
	GS	SUPPORT	PER 9 IP	IN STARTS	PER START	W-L	STARTS			
Huxley Holcombe	1	0	0.00	2	2.00	0-1	0			
William Jaun	1	7	12.60	11	11.00	1-0	0			
Carson Mayfield	1	1	3.00	6	6.00	0-1	0			
Von Baker	0	—	—	—	—	—	—			
TOTALS	3	8	8.00	19	6.33	1-2	0			

RUNS BY INNING

	1	2	3	4	5	6	7	8	9	10	11	12	13	14	15	TOTAL
BIG RED	2	1	0	2	3	3	2	0	6	—	—	—	—	—	—	19
OPPONENTS	9	0	1	0	1	6	4	3	1	—	—	—	—	—	—	25
DIFFERENCE	-7	+1	-1	+2	+2	-3	-2	-3	+5	—	—	—	—	—	—	-6

VICTORY MARGIN

	1	2	3	4	5	6	7	8	9	10	11	12	13	14	15+
BIG RED	—	—	—	—	—	—	1	—	—	—	—	—	—	—	—
OPPONENTS	—	—	1	—	—	—	—	—	—	1	—	—	—	—	—

BIG RED MULTI-RUN INNINGS

	TIMES	LAST TIME
2 Runs	1	2/25 at Georgia Tech (4th inning, 3 hits)
3 Runs	2	2/25 at Georgia Tech (6th inning, 2 hits)
4 Runs	1	2/25 at Georgia Tech (9th inning, 2 hits)
5 Runs	0	—
6 Runs	0	—
7 Runs	0	—
8 Runs	0	—
9 Runs	0	—
10 Runs	0	—

BIG RED GAME DELAYS

DATE	OPPONENT	DELAY	REASON
------	----------	-------	--------

BIG RED 2024 PITCHING SPLITS

	W	L	SV	G	IP	H	R	ER	HR	BB	SO	ERA	AVG
Total	1	2	1	3	25.0	30	25	21	8	24	19	7.56	.291
Home	—	—	—	—	—	—	—	—	—	—	—	—	—
Away	1	2	1	3	25.0	30	25	21	8	24	19	7.56	.291
Neutral	—	—	—	—	—	—	—	—	—	—	—	—	—
Day	1	2	1	3	25.0	30	25	21	8	24	19	7.56	.291
Night	—	—	—	—	—	—	—	—	—	—	—	—	—
Starter	1	1	0	3	9.0	15	12	12	3	9	3	12.00	.357
Reliever	0	1	1	3	16.0	15	13	9	5	15	16	5.06	.246
February	1	2	1	3	25.0	30	25	21	8	24	19	7.56	.291
March	—	—	—	—	—	—	—	—	—	—	—	—	—
April	—	—	—	—	—	—	—	—	—	—	—	—	—
May	—	—	—	—	—	—	—	—	—	—	—	—	—

BIG RED 2024 BATTING SPLITS

	AB	R	H	2B	3B	HR	RBI	BB	SO	AVG	OBP	SLG
Total	105	19	28	6	0	2	13	14	39	.267	.371	.381
Home	—	—	—	—	—	—	—	—	—	—	—	—
Away	105	19	28	6	0	2	13	14	39	.267	.371	.381
Neutral	—	—	—	—	—	—	—	—	—	—	—	—
Day	105	19	28	6	0	2	13	14	39	.267	.371	.381
Night	—	—	—	—	—	—	—	—	—	—	—	—
February	105	19	28	6	0	2	13	14	39	.267	.371	.381
March	—	—	—	—	—	—	—	—	—	—	—	—
April	—	—	—	—	—	—	—	—	—	—	—	—
May	—	—	—	—	—	—	—	—	—	—	—	—

BIG RED LINEUP PRODUCTION

	AB	R	H	2B	3B	HR	RBI	BB	SO	AVG	OBP	SLG
1st	14	2	3	2	0	0	2	0	1	.214	.267	.357
2nd	8	3	1	0	0	0	0	4	2	.125	.500	.125
3rd	12	3	4	0	0	1	2	2	4	.333	.429	.583
4th	12	1	2	1	0	0	0	1	4	.167	.286	.250
5th	13	1	4	0	0	0	2	1	7	.308	.357	.308
6th	12	5	4	2	0	0	1	2	7	.333	.429	.500
7th	12	2	5	1	0	1	2	2	4	.417	.500	.750
8th	12	1	3	0	0	0	3	1	7	.250	.286	.250
9th	10	1	2	0	0	0	1	1	3	.200	.273	.200



DAN PEPICELLI

9TH SEASON AT CORNELL

Years in Role: 9th Season as Head Coach

College: SUNY Cortland '90

Coaching Location: Dugout

DAN PEPICELLI was named the Ted Thoren Head Coach of Cornell Baseball on Aug. 10, 2015, and is currently in his ninth season at the helm of the Cornell baseball program.

Pepicelli's 85 wins as the Big Red's head coach stand as the fifth-most in program history and is three victories shy of assuming sole possession of fourth place in head coaching victories, trailing **TED THOREN** (515), **TOM FORD** (264), and **BILL WALKENBACH** (130).

Under Pepicelli's tutelage, Cornell has produced 21 All-Ivy League selections — including five First Team and eight Second Team selections. Four Big Red players have also been selected in the Major League Baseball Amateur Draft.

Before his arrival on East Hill, Pepicelli spent six seasons at Clemson where he had three coaching titles during his six-year stay. The final three years with the Tigers were as the associate head coach.

He became the Tigers' first pitching coach to lead a staff to Omaha in his first season with the squad. That year, Clemson's pitching staff posted the first of four consecutive seasons with an ERA under 4.00. Pepicelli recruited and developed Matt Crownover, who earned freshman All-America accolades in 2013 and ACC Pitcher of the Year honors in 2015, and was instrumental in assembling Baseball America's ninth-ranked recruiting class in 2015. In total, 10 Clemson pitchers were selected in the Major League Baseball Amateur Draft in Pepicelli's tenure at Clemson.

By joining the Big Red, Pepicelli returned home to upstate New York, where he previously had 11 years of head coaching experience at the Division III level between St. John Fisher and Hartwick.

After serving as an assistant coach for three seasons at Hartwick, Pepicelli was promoted to head coach for the 1999 season. Following his two-year tenure at Hartwick, Pepicelli was head coach and assistant athletic director at St. John Fisher for nine seasons (2001-09). Pepicelli was a two-time Empire 8 Coach of the Year (2001, 2007), with the latter coming when the Cardinals advanced to the NCAA Division III College World Series for the first time in program history.

Pepicelli's teams at St. John Fisher had winning records in each of his last seven seasons. His team garnered national recognition for sportsmanship in 2008 after a line-drive foul ball struck the opposing team's third-base coach in the head during the ninth inning of the play-in game of the 2008 ECAC Upstate Championship. Despite the fact the Cardinals were trailing, Pepicelli and the Cardinals elected to concede the game, ending any hope of clinching a berth an NCAA Tournament berth. The Committee on Sportsmanship and Ethical Conduct presented Pepicelli's team with the NCAA All-Divisions Sportsmanship Award.

Along with being the baseball coach at St. John Fisher, Pepicelli was the head strength and conditioning coach where he spent three years on the NCAA Competitive Safeguards Committee. He is a certified strength and conditioning specialist and is a member of the National Strength & Conditioning Association.

A native of Schenectady, N.Y., Pepicelli is married to the former Robyn Molloy, who played for and served as an assistant coach with the Syracuse women's soccer team. The couple has a daughter, Mia, and a son, Owen.

#24

PEPICELLI'S FILE

COACHING EXPERIENCE

1996-98	Hartwick (Assistant Coach)
1999-2000	Hartwick (Head Coach)
2001-09	St. John Fisher (Head Coach)
2010	Clemson (Assistant Coach)
2011-12	Clemson (Assistant Head Coach)
2013-15	Clemson (Associate Head Coach)
2016-Pres.	Cornell (Head Coach)

PLAYING EXPERIENCE

1987-88	Mohawk Valley Community College
1989	SUNY Oneonta
1990	SUNY Cortland

EDUCATION

SUNY Cortland

• B.S., Economics and Management, 1990

NCAA COACHING CAREER

SEASON	OVERALL	W-L%	CONF.	W-L%
HARTWICK [1999-2000]				
1999	9-22	.290	—	—
2000	12-18	.400	3-3	.500
TOTAL	21-40	.344	3-3	.500

ST. JOHN FISHER [2001-09]

2001	19-14	.576	6-2	.750
2002	15-19	.441	3-3	.500
2003	16-16	.500	4-4	.500
2004	27-14	.659	4-4	.500
2005	22-15	.595	5-3	.625
2006	26-15	.634	9-7	.563
2007	28-13	.683	7-5	.583
2008	25-14-2	.634	9-7	.563
2009	22-17	.564	8-8	.500
TOTAL	200-137-2	.593	55-43	.561

CORNELL [2016- PRES.]

2016	14-24	.368	7-13	.350
2017	21-17	.553	9-11	.450
2018	14-22-1	.392	9-12	.429
2019	14-24	.368	8-13	.381
2020	1-8	.111	—	—
2021	— NO SEASON (COVID-19 PANDEMIC) —			
2022	11-25	.306	5-16	.238
2023	9-26	.257	8-13	.381
2024	1-2	.333	0-0	.000
TOTAL	85-148-1	.365	46-78	.371
OVERALL	306-325-3	.485	104-124	.456



#14

TOM FORD

ASSOCIATE HEAD COACH
34TH SEASON AT CORNELL



#27

JOHN TOPPA

ASSISTANT COACH
2ND SEASON AT CORNELL



#44

JUSTIN DEVOID

VOLUNTEER ASSISTANT COACH
2ND SEASON AT CORNELL

THE LAST TIME...

A CORNELL TEAM SCORED...

10+ Runs in a Game	11, at Georgia Tech (2/25/24 - W, 11-4)
15+ Runs in a Game	15, vs. Princeton (4/20/19 - G2 - W, 15-9)
20+ Runs in a Game	27, at Towson (4/5/17 - W, 27-14)
25+ Runs in a Game	27, at Towson (4/5/17 - W, 27-14)
5+ Runs in an Inning	5, vs. Penn (4/28/23 - G2 - B8 - W, 11-9)
6+ Runs in an Inning	7, at Harvard (4/15/23 - G1 - T4 - W, 11-6)
7+ Runs in an Inning	7, at Harvard (4/15/23 - G1 - T4 - W, 11-6)
8+ Runs in an Inning	8, vs. Yale (4/2/22 - G2 - B7 - W, 12-9)
9+ Runs in an Inning	12, at Harvard (4/10/11 - G2 - T2 - W, 18-5)
10+ Runs in an Inning	12, at Harvard (4/10/11 - G2 - T2 - W, 18-5)
10+ Runs in Consecutive Games	10, at Columbia (4/2/23 - G2 - W, 13-8) 13, vs. Ithaca (4/4/23 - W, 13-3)
10+ Runs in 3+ Straight Games	15, at James Madison (3/15/14 - G1 - L, 15-16) 17, at James Madison (3/15/14 - G2 - W, 17-8) 14, at James Madison (3/16/14 - W, 14-8 - 10 inn.)
10+ Runs in 4+ Straight Games	16, at Virginia (4/7/1902 - W, 16-10) 10, at Navy (4/9/1902 - W, 10-6) 11, vs. Rochester (4/12/1902 - W, 11-1) 12, vs. Niagara (4/19/1902 - W, 12-4) 10, vs. Columbia (4/26/1902 - W, 10-7)

A CORNELL TEAM RECORDED...

15+ Hits in a Game	15, vs. Penn (4/28/23 - G2 - W, 11-9)
20+ Hits in a Game	28, at Towson (4/5/17 - W, 27-14)
25+ Hits in a Game	28, at Towson (4/5/17 - W, 27-14)
5+ Doubles in a Game	6, at Columbia (4/2/23 - G2 - W, 13-8)
6+ Doubles in a Game	6, at Columbia (4/2/23 - G2 - W, 13-8)
7+ Doubles in a Game	7, at George Mason (3/12/17 - W, 9-3)
8+ Doubles in a Game	9, at James Madison (3/15/14 - G1 - L, 15-16)
9+ Doubles in a Game	9, at James Madison (3/15/14 - G1 - L, 15-16)
2+ Triples in a Game	3, vs. Dartmouth (4/23/22 - G1 - W, 12-7)
3+ Triples in a Game	3, vs. Dartmouth (4/23/22 - G1 - W, 12-7)
4+ Triples in a Game	4, at Bucknell (3/4/00 - G2 - W, 8-6)
3+ Home Runs in a Game	3, at Dartmouth (5/6/23 - G2 - W, 7-2)
4+ Home Runs in a Game	4, vs. Dartmouth (4/23/22 - G1 - W, 12-7)
5+ Home Runs in a Game	5, at James Madison (3/15/14 - G1 - L, 15-16)
Leadoff Home Run	Adam Saks, at Harvard (4/13/19 - G2 - L, 1-7)
Back-to-Back Home Runs	Ryan Porter (2-run) & Matt Barnhorst (solo), vs. Harvard (3/25/22 - G2 - L, 5-11)
Back-to-Back-to-Back Home Runs	Chris Cruz (3-run), Spencer Scorza (solo), & Ryan Karl (solo), at James Madison (3/15/14 - G2 - W, 17-8)
Drew 10+ Walks in a Game	10, at Georgia Tech (2/23/24 - L, 6-9)
Drew 15+ Walks in a Game	16, at Bucknell (5/1/96 - G1 - W, 18-3)
Hit by 3+ Pitches in a Game	3, vs. Penn (4/28/23 - G2 - W, 11-9)
Hit by 4+ Pitches in a Game	4, vs. Harvard (3/26/22 - L, 11-12)
Hit by 5+ Pitches in a Game	5, at Yale (4/5/14 - G2 - W, 6-4)
Hit by 6+ Pitches in a Game	7, at Penn (4/15/06 - G2 - W, 23-10)
Hit by 7+ Pitches in a Game	7, at Penn (4/15/06 - G2 - W, 23-10)
4+ Stolen Bases in a Game	5, vs. Princeton (4/22/23 - G1 - L, 5-8)
5+ Stolen Bases in a Game	5, vs. Princeton (4/22/23 - G1 - L, 5-8)
6+ Stolen Bases in a Game	7, at Coppin State (3/5/22 - G2 - W, 14-5)
7+ Stolen Bases in a Game	7, at Coppin State (3/5/22 - G2 - W, 14-5)
8+ Stolen Bases in a Game	9, at George Washington (3/9/14 - G2 - W, 8-1)
9+ Stolen Bases in a Game	9, at George Washington (3/9/14 - G2 - W, 8-1)
10+ Stolen Bases in a Game	10, vs. Sampson Air Force Base (6/2/52 - W, 8-3)

A CORNELL PITCHING STAFF...

Threw a No-Hitter	Connor Kaufmann, vs. Dartmouth (4/1/12 — W, 2-0)
Threw a Combined No-Hitter	Kerry Brooks (3 inn.), Rob Wilson (3 inn.), Doug Petillo (1 inn.), vs. Rochester (4/5/89 - G1 - W, 2-1)
Threw a Perfect Game	Gary Gronowski, vs. Oneonta (5/11/76 — W, 1-0)
Shutout an Opponent	at Brown (5/7/22 - G2 - W, 3-0)
Shutout an Ivy League Opponent	at Brown (5/7/22 - G2 - W, 3-0)
Posted Consecutive Shutouts	vs. Oneonta (5/2/86 - G1 - W, 4-0) vs. Oneonta (5/2/86 - G2 - W, 5-0)
Struck out 10+ Batters	11, vs. Princeton (4/22/23 - G1 - L, 5-8)
Struck out 11+ Batters	11, vs. Princeton (4/22/23 - G1 - L, 5-8)
Struck out 12+ Batters	14, vs. Niagara (2/29/20 - G2 - L, 6-8)
Struck out 13+ Batters	14, vs. Niagara (2/29/20 - G2 - L, 6-8)
Struck out 14+ Batters	14, vs. Niagara (2/29/20 - G2 - L, 6-8)
Struck out 15+ Batters	15, vs. Canisius (4/4/18 - W, 6-5)
Struck out 16+ Batters	18, at Princeton (4/29/09 - W, 9-0)
Struck out 17+ Batters	18, at Princeton (4/29/09 - W, 9-0)
Struck out 18+ Batters	18, at Princeton (4/29/09 - W, 9-0)

A CORNELL TEAM ALLOWED...

10+ Runs in a Game	12, at Georgia Tech (2/24/24 - L, 2-12)
15+ Runs in a Game	15, at Columbia (4/2/23 - G1 - L, 1-15)
20+ Runs in a Game	21, at Coppin State (3/6/22 - L, 2-21)
25+ Runs in a Game	31, at UC Santa Barbara (3/25/04 - L, 3-31)
5+ Runs in an Inning	8, at Georgia Tech (2/24/24 - B1 - L, 2-12)
6+ Runs in an Inning	8, at Georgia Tech (2/24/24 - B1 - L, 2-12)
7+ Runs in an Inning	8, at Georgia Tech (2/24/24 - B1 - L, 2-12)
8+ Runs in an Inning	8, at Georgia Tech (2/24/24 - B1 - L, 2-12)
9+ Runs in an Inning	11, at George Mason (3/19/23 - B5 - L, 4-15)
10+ Runs in an Inning	11, at George Mason (3/19/23 - B5 - L, 4-15)

A CORNELL TEAM DEFENSIVELY...

Committed 5+ Errors in a Game	6, vs. Binghamton (4/20/22 - W, 10-9 - 10 inn.)
Committed 6+ Errors in a Game	6, vs. Binghamton (4/20/22 - W, 10-9 - 10 inn.)
Committed 7+ Errors in a Game	7, at Le Moyne (4/15/97 - L, 8-14)
Committed 8+ Errors in a Game	8, at Pacific (3/20/96 - L, 7-18)
Committed 9+ Errors in a Game	10, vs. Le Moyne (4/8/92 - G1 - L, 3-19)
Committed 10+ Errors in a Game	10, vs. Le Moyne (4/8/92 - G1 - L, 3-19)
Turned 3+ Double Plays in a Game	3, at Georgia Tech (2/25/24 - W, 11-4)
Turned 4+ Double Plays in a Game	4, vs. Penn (4/24/11 - G2 - L, 2-10)
No Errors in 3+ Straight Games	4 games (5/3/22 - 5/8/22)
No Errors in 4+ Straight Games	4 games (5/3/22 - 5/8/22)

A CORNELL TEAM...

Played an Extra-Inning Game	vs. Binghamton (4/20/22 - W, 10-9 - 10 inn.)
Played a Top-25 Team	at #5 Wake Forest (3/5/23 - L, 3-10)
Swept a Doubleheader	at Dartmouth (5/6/23 - W, 6-2; W, 7-2)
Swept a 3-Game Series	at Villanova (3/22/13 - 3/24/13)
Swept a 3-Game Ivy League Series	Not on record
Swept a 4-Game Series	at Maryland Eastern Shore (3/2/12 - 3/4/12)
Swept a 4-Game Ivy League Series	vs. Penn (4/23/05 - 4/24/05)
Swept in Doubleheader	at Princeton (4/22/22 - L, 5-8; L, 0-11 - 7 inn.)
Swept in 3-Game Series	vs. Princeton (4/21/23 - 4/22/23)
Swept in 3-Game Ivy League Series	vs. Princeton (4/21/23 - 4/22/23)
Swept in 4-Game Series	at Columbia (4/18/15 - 4/19/15)
Swept in 4-Game Ivy League Series	at Columbia (4/18/15 - 4/19/15)

Bold denotes occurred during 2024 season

THE LAST TIME...

A CORNELL INDIVIDUAL...

Scored 4+ Runs in a Game	4, Sam Kaplan, vs. Dartmouth (4/23/22 - G1 - W, 12-7)
Scored 5+ Runs in a Game	5, Will Simoneit, at Towson (4/5/17 - W, 24-17)
Recorded 4+ Hits in a Game	4, Nathan Waugh, vs. Princeton (4/22/23 - G1 - L, 5-8)
Recorded 5+ Hits in a Game	5, Will Simoneit, at Army (4/3/19 - W, 4-1)
Recorded 6+ Hits in a Game	6, Trey Baur, at Towson (4/5/17 - W, 24-17)
Recorded 2+ Doubles in a Game	2, Jakobi Davis, vs. Penn (4/29/23 - L, 3-4)
Recorded 3+ Doubles in a Game	3, Max Jensen, vs. Yale (4/2/22 - G2 - W, 12-9)
Recorded 2+ Triples in a Game	2, Sam Kaplan, vs. Dartmouth (4/23/22 - G1 - W, 12-7)
Recorded 3+ Triples in a Game	3, Steve Caputi, vs. Cortland (4/30/79 - W, 15-11)
Had a Multi-Home Run Game	2, Will Simoneit, vs. Penn (4/28/19 - W, 8-7)
Had a 3-Home Run Game	3, Dale Wickham, vs. Princeton (4/30/16 - W, 4-3)
Hit a Grand Slam	Matt Barnhorst, at Yale (3/24/22 - W, 5-3)
Recorded 5+ RBI in a Game	5, Sam Kaplan, vs. Ithaca (4/4/23 - W, 13-3)
Recorded 6+ RBI in a Game	6, Ellis Bitar, vs. Penn (4/21/18 - G1 - W, 10-9)
Recorded 7+ RBI in a Game	7, Adam Jacobs, at UNC Greensboro (3/20/07 - L, 12-13 - 10 inn.)
Recorded 8+ RBI in a Game	8, Ira Degenhardt, vs. Seton Hall (6/9/27 - W, 11-5)
Drew 3+ Walks in a Game	3, Max Jensen, at Georgia Tech (2/23/24 - L, 6-9)
Drew 4+ Walks in a Game	4, Justin Taylor, at Baylor (2/23/19 - L, 3-10)
Drew 5+ Walks in a Game	5, Steve Caputi, at Hawai'i-Hilo (3/21/79 - W, 9-8)
Stole 2+ Bases in a Game	3, Ryan Porter, vs. Princeton (4/22/23 - G1 - L, 5-8)
Stole 3+ Bases in a Game	3, Ryan Porter, vs. Princeton (4/22/23 - G1 - L, 5-8)
Stole 4+ Bases in a Game	6, Tom D'Alessandro, at George Washington (3/9/14 - G2 - W, 8-1)
Stole 5+ Bases in a Game	6, Tom D'Alessandro, at George Washington (3/9/14 - G2 - W, 8-1)
Stole 6+ Bases in a Game	6, Tom D'Alessandro, at George Washington (3/9/14 - G2 - W, 8-1)
Hit by 2+ Pitches in a Game	2, Max Jensen, at Georgia Tech (2/24/24 - L, 2-12)
Hit by 3+ Pitches in a Game	3, Mickey Brodsky, vs. Harvard (4/8/08 - G2 - L, 1-2)
Recorded Walk-Off Win	Max Jensen (hit by pitch), vs. Binghamton (4/20/22 - W, 10-9 - 10 inn.)
Recorded Walk-Off Win on Batted Ball	Matt Barnhorst (sacrifice fly), vs. Yale (4/2/22 - G1 - W, 2-1)
Recorded Walk-Off Home Run	Will Simoneit (3-run), vs. Penn (4/28/19 - W, 8-7)
Recorded a 10-Game Hit Streak	11 games, Will Simoneit (2019)
Recorded a 15-Game Hit Streak	16 games, Brian Billigen (2012)
Recorded a 15-Game On-Base Streak	26 games, Adam Saks (2019)
Recorded a 20-Game On-Base Streak	26 games, Adam Saks (2019)
Recorded a 30-Game On-Base Streak	40 games, Nathan Ford (2009)
Recorded a 30-Game On-Base Streak	40 games, Nathan Ford (2009)

A CORNELL PITCHER...

Threw a 7-Inning No-Hitter	Connor Kaufmann, vs. Dartmouth (4/1/12 - W, 2-0)
Threw a 9-Inning No-Hitter	Larry Rafalski, vs. Hartwick (4/25/68 - W, 7-0)
Threw a Perfect Game	Gary Gronowski, vs. Oneonta (5/11/76 - W, 1-0) - 7-inning game
Threw a 7-Inning Complete Game	Tim Willittes, vs. Penn (4/22/17 - G1 - L, 0-5)
Threw a 7-Inning Complete Game Shutout	Brian McAfee, vs. Princeton (4/26/15 - G1 - W, 10-0)
Threw a 9-Inning Complete Game	Luke Yacinich, at Brown (5/7/22 - G1 - W, 3-0) - 111 pitches
Threw a 9-Inning Complete Game Shutout	Luke Yacinich, at Brown (5/7/22 - G1 - W, 3-0) - 111 pitches
Pitched 3+ Scoreless Innings of Relief	Beck Urofsky (4.0 IP), at Dartmouth (5/6/23 - G2 - W, 7-2) - 54 pitches
Pitched 3+ Hitless Innings of Relief	Spencer Edwards (3.0 IP), at VCU (3/11/22 - L, 5-10) - 48 pitches
Pitched 4+ Scoreless Innings of Relief	Beck Urofsky (4.0 IP), at Dartmouth (5/6/23 - G2 - W, 7-2) - 54 pitches
Struck out 10+ Batters	10, Justin Lewis, at Navy (3/4/17 - G2 - L, 7-8)
Struck out 11+ Batters	13, Tim Willittes, at Bucknell (3/19/16 - G2 - W, 5-2)
Struck out 12+ Batters	13, Tim Willittes, at Bucknell (3/19/16 - G2 - W, 5-2)
Struck out 13+ Batters	13, Tim Willittes, at Bucknell (3/19/16 - G2 - W, 5-2)
Struck out 14+ Batters	15, Chris Schutt, at Columbia (4/19/03)
Struck out 15+ Batters	15, Chris Schutt, at Columbia (4/19/03)

Bold denotes occurred during 2024 season

BIG RED TRENDS

CATEGORY	2024	UNDER PEPICELLI
Overall	1-2	85-148-1
Ivy League Opponents	0-0	46-78
Non-Conference Opponents	1-2	39-70-1
vs. Power 5 Opponent	1-2	3-23
vs. Non-Power 5 Opponent	0-0	36-47-1
Home	0-0	27-44-1
Away	1-2	53-98
Neutral	0-0	5-6
Day Games (before 5 p.m.)	1-2	82-141-1
Night Games (5 p.m. or later)	0-0	3-7
February	1-2	1-19
March	0-0	30-51
April	0-0	44-68-1
May	0-0	10-10
Scoring 0-2 Runs	0-1	7-68
Scoring 3-5 Runs	0-0	23-53-1
Scoring 6-9 Runs	0-1	29-26
Scoring 10-Plus Runs	1-0	26-1
Allowing 0-2 Runs	0-0	32-8
Allowing 3-5 Runs	1-0	32-32-1
Allowing 6-9 Runs	0-1	19-59
Allowing 10-Plus Runs	0-1	2-49
Leading after Six Innings	1-1	64-11
Trailing after Six Innings	0-1	17-126
Tied after Six Innings	0-0	4-11-1
Leading after Seven Innings	1-0	57-6
Trailing after Seven Innings	0-2	11-115
Tied after Seven Innings	0-0	6-8-1
Leading after Eight Innings	1-0	60-3
Trailing after Eight Innings	0-2	5-119
Tied after Eight Innings	0-0	7-7-1
Big Red with No Home Runs	0-1	36-98
Big Red Hit a Home Run	1-1	49-50-1
Hits One Home Run	1-1	33-41-1
Hits Multiple Home Runs	0-0	16-9
Big Red Are Errorless	0-0	31-35
Big Red Has an Error	1-2	54-113-1
Commits One Error	1-1	29-41-1
Commits Multiple Errors	0-1	25-72
Out-hit Opponent	1-0	67-17
Out-hit by Opponent	0-2	13-123-1
Hits are Equal	0-0	5-8
Big Red Scores First	1-1	53-48-1
Opponent Scores First	0-1	32-100
Extra-Inning Games	0-0	6-9-1
One-Run Games	0-0	22-31
Two-Run Games	0-0	16-21
Five-Plus-Run Games	1-1	22-69
Shutouts	0-0	6-18

INDIVIDUAL AND TEAM GAME HIGHS

INDIVIDUAL GAME HIGHS

BATTING

At-Bats	5, (4x), Last: Ryan Porter & Caden Wildman, at Georgia Tech (2/25/24)
Runs Scored	3, (2x), Last: Caden Wildman, at Georgia Tech (2/25/24)
Hits	2, (5x), Last: R.Porter, C.Wildman, & M.Barnhorst, at Georgia Tech (2/25/24)
Runs Batted In	3, TJ Swidorski, at Georgia Tech (2/25/24)
Doubles	1, (6x), Last: L.Johnson, C.Wildman, & M.Barnhorst, at Georgia Tech (2/25/24)
Triples	—
Home Runs	1, (2x), Last: Nathan Waugh, at Georgia Tech (2/25/24)
Walks Drawn	3, Max Jensen, at Georgia Tech (2/23/24)
Strikeouts	3, (4x), Last: Ryan Porter & TJ Swidorski, at Georgia Tech (2/25/24)
Sacrifice Bunts	1, (2x), Last: Max Jensen, at Georgia Tech (2/25/24)
Sacrifice Flies	1, TJ Swidorski, at Georgia Tech (2/25/24)
Stolen Bases	1, Max Jensen, at Georgia Tech (2/23/24)
Hit by Pitches	2, Max Jensen, at Georgia Tech (2/24/24)
Caught Stealing	1, (2x), Last: Ryan Porter, at Georgia Tech (2/25/24)

PITCHING

Innings Pitched	5.0, William Jaun, at Georgia Tech (2/25/24)
Hits Allowed	7, Huxley Holcombe, at Georgia Tech (2/24/24)
Runs Allowed	8, Huxley Holcombe, at Georgia Tech (2/24/24)
Earned Runs	8, Huxley Holcombe, at Georgia Tech (2/24/24)
Walks Issued	5, (2x), Last: Von Baker, at Georgia Tech (2/24/24)
Strikeouts	4, Story Kimura, at Georgia Tech (2/24/24)
Doubles Allowed	3, Huxley Holcombe, at Georgia Tech (2/24/24)
Triples Allowed	1, Carson Mayfield, at Georgia Tech (2/23/24)
Home Runs Allowed	3, Huxley Holcombe, at Georgia Tech (2/24/24)
Wild Pitches	2, Carson Mayfield, at Georgia Tech (2/23/24)
Hit Batsmen	2, William Stephens, at Georgia Tech (2/24/24)

FIELDING

Putouts	10, Max Jensen, at Georgia Tech (2/25/24)
Assists	5, TJ Swidorski, at Georgia Tech (2/25/24)
Errors	2, Nathan Waugh, at Georgia Tech (2/23/24)
Passed Balls	—

TEAM GAME HIGHS

BATTING

At-Bats	38, at Georgia Tech (2/25/24)
Runs Scored	11, at Georgia Tech (2/25/24)
Hits	11, at Georgia Tech (2/25/24)
Runs Batted In	7, at Georgia Tech (2/25/24)
Doubles	3, at Georgia Tech (2/25/24)
Triples	—
Home Runs	1, (2x), Last: at Georgia Tech (2/25/24)
Walks Drawn	10, at Georgia Tech (2/25/24)
Strikeouts	14, (2x), Last: at Georgia Tech (2/25/24)
Sacrifice Bunts	1, (2x), Last: at Georgia Tech (2/25/24)
Sacrifice Flies	1, at Georgia Tech (2/25/24)
Stolen Bases	1, at Georgia Tech (2/23/24)
Hit by Pitches	2, (2x), Last: at Georgia Tech (2/25/24)
Caught Stealing	1, (2x), Last: at Georgia Tech (2/25/24)
Hit into Double Plays	1, at Georgia Tech (2/24/24)
Runners Left on Base	11, at Georgia Tech (2/23/24)

PITCHING

Innings Pitched	9.0, at Georgia Tech (2/25/24)
Hits Allowed	12, at Georgia Tech (2/24/24)
Runs Allowed	12, at Georgia Tech (2/24/24)
Earned Runs	12, at Georgia Tech (2/24/24)
Walks Issued	10, at Georgia Tech (2/23/24)
Strikeouts	8, (2x), Last: at Georgia Tech (2/24/24)
Doubles Allowed	6, at Georgia Tech (2/24/24)
Triples Allowed	1, at Georgia Tech (2/23/24)
Home Runs Allowed	4, at Georgia Tech (2/24/24)
Wild Pitches	2, (2x), Last: at Georgia Tech (2/24/24)
Hit Batsmen	3, at Georgia Tech (2/24/24)

FIELDING

Putouts	27, at Georgia Tech (2/25/24)
Assists	14, at Georgia Tech (2/25/24)
Errors	3, at Georgia Tech (2/23/24)
Passed Balls	—
Double Plays Turned	3, at Georgia Tech (2/25/24)

2024 CORNELL BASEBALL JERSEY TRACKER



WHITE
Home: 0-0
Road: 0-0
Neutral: 0-0



GRAY
Home: 0-0
Road: 0-1
Neutral: 0-0



RED
Home: 0-0
Road: 0-1
Neutral: 0-0



BLACK
Home: 0-0
Road: 1-0
Neutral: 0-0

Date	Opponent	Result	Date	Opponent	Result	Date	Opponent	Result	Date	Opponent	Result
2/23	at Georgia Tech	L, 6-9	2/24	at Georgia Tech	L, 2-12	2/25	at Georgia Tech	W, 11-4			

2024 GAME-BY-GAME BATTING STATISTICS

DATE	OPPONENT	AB	R	H	RBI	2B	3B	HR	TB	BB	IBB	SB	CS	HBP	SAC	SF	GDP	SO	PO	A	E	LOB	AVG	OBP	SLG	OPS
2/23	at Georgia Tech	33	6	8	4	2	0	0	10	10	0	1	1	0	1	0	0	11	24	8	3	11	.242	.419	.303	.722
2/24	at Georgia Tech	34	2	9	2	1	0	1	13	2	0	0	0	2	0	0	1	14	24	7	1	8	.254	.383	.343	.726
2/25	at Georgia Tech	38	11	11	7	3	0	1	17	2	1	0	1	2	1	1	0	14	27	14	1	6	.267	.371	.381	.752

2024 GAME-BY-GAME PITCHING STATISTICS

DATE	OPPONENT	IP	H	R	ER	BB	SO	2B	3B	HR	WP	BK	HBP	DP	IBB	SCORE	W	L	SV	ERA	WHIP	BB/9	SO/9
2/23	at Georgia Tech	8.0	11	9	5	10	8	3	1	2	2	0	0	0	0	6-9	0	1	0	5.63	2.63	11.25	9.00
2/24	at Georgia Tech	8.0	12	12	12	9	8	6	0	4	2	0	3	1	0	2-12	0	2	0	9.56	2.63	10.69	9.00
2/25	at Georgia Tech	9.0	7	4	4	5	3	1	0	2	1	0	1	3	0	11-4	1	0	1	7.56	2.16	8.64	6.84

2024 CORNELL OVERALL STATISTICS

Overall1-2

Home0-0

Away1-2

Neutral0-0

Ivy League0-0

BATTING STATISTICS

#	PLAYER	AVG	GP	GS	AB	R	H	2B	3B	HR	RBI	TB	SLG%	BB	HBP	SO	GDP	OB%	SF	SH	SB	ATT
40	Nathan Waugh	.333	3	3	12	3	4	0	0	1	2	7	.583	2	0	4	0	.429	0	0	0	0
23	Braden Mack	.333	3	1	6	1	2	1	0	0	0	3	.500	0	1	0	0	.429	0	0	0	0
4	Caden Wildman	.308	3	3	13	3	4	1	0	0	0	5	.385	1	0	4	0	.357	0	0	0	1
22	Jakobi Davis	.200	3	3	10	2	2	0	0	0	1	2	.200	2	0	7	0	.333	0	0	0	0
30	William Jaun	.125	3	3	8	0	1	1	0	0	0	2	.250	1	0	4	0	.222	0	0	0	0
7	Max Jensen	.125	3	3	8	3	1	0	0	0	0	1	.125	4	2	2	0	.500	0	1	1	1
19	Mark Quatrani	.500	1	1	4	1	2	0	0	1	1	5	1.250	0	0	2	0	.500	0	0	0	0
2	Matt Barnhorst	.375	2	2	8	2	3	1	0	0	1	4	.500	2	0	5	0	.500	0	0	0	0
12	Ryan Porter	.333	2	2	9	1	3	0	0	0	2	3	.333	1	0	5	0	.400	0	0	0	1
20	Kevin Hager	.333	1	1	3	0	1	0	0	0	1	1	.333	0	0	1	0	.333	0	0	0	0
15	Owen Carlson	.250	2	1	4	1	1	0	0	0	0	1	.250	0	0	1	0	.250	0	0	0	0
8	Luke Johnson	.222	2	2	9	2	2	2	0	0	2	4	.444	0	1	1	0	.300	0	0	0	0
1	John Quinlan	.200	1	1	5	0	1	0	0	0	0	1	.200	0	0	0	1	.200	0	0	0	0
18	TJ Swidorski	.167	2	2	6	0	1	0	0	0	3	1	.167	1	0	3	0	.250	1	1	0	0
TOTALS		.267	3		105	19	28	6	0	2	13	40	.381	14	4	39	1	.371	1	2	1	3
OPPONENTS		.291	3		103	25	30	10	1	8	25	66	.641	24	4	19	3	.443	0	0	8	8

PITCHING STATISTICS

#	PLAYER	ERA	W	L	APP	GS	CG	SHO	SV	IP	H	R	ER	BB	SO	2B	3B	HR	AB	AVG	WP	HBP	BK	SFA	SHA
16	Noah Keller	0.00	0	1	1	0	0	0/0	0	3.1	3	4	0	5	3	1	0	0	13	.231	0	0	0	0	0
30	William Jaun	3.60	1	0	1	1	0	0/0	0	5.0	4	2	2	4	1	1	0	0	18	.222	0	0	0	0	0
13	Ethan Hamill	4.50	0	0	1	0	0	0/0	1	4.0	3	2	2	1	2	0	0	2	14	.214	1	1	0	0	0
32	Carson Mayfield	6.00	0	0	1	1	0	0/0	0	3.0	4	2	2	3	2	0	1	0	14	.286	2	0	0	0	0
33	Von Baker	6.75	0	0	1	0	0	0/0	0	4.0	2	3	3	5	3	1	0	1	13	.154	0	0	0	0	0
17	William Stephens	0.00	0	0	1	0	0	0/0	0	0.0	0	0	0	1	0	0	0	0	0	.000	0	2	0	0	0
36	Nathaniel Jennewein	0.00	0	0	1	0	0	0/0	0	1.0	0	0	0	1	2	0	0	0	3	.000	0	0	0	0	0
9	Story Kimura	0.00	0	0	1	0	0	0/0	0	2.0	1	0	0	0	4	0	0	0	7	.143	1	0	0	0	0
25	Beck Urofsky	13.50	0	0	1	0	0	0/0	0	0.2	2	1	1	1	1	2	0	0	4	.500	1	1	0	0	0
28	Max Foster	27.00	0	0	2	0	0	0/0	0	1.0	4	3	3	1	1	2	0	2	7	.571	0	0	0	0	0
37	Huxley Holcombe	72.00	0	1	1	1	0	0/0	0	1.0	7	8	8	2	0	3	0	3	10	.700	0	0	0	0	0
TOTALS		7.56	1	2		3	0	0/0	1	25.0	30	25	21	24	19	10	1	8	103	.291	5	4	0	0	0
OPPONENTS		4.33	2	1		3	0	0/0	0	27.0	28	19	13	14	39	6	0	2	105	.267	2	4	0	1	2

GAME-BY-GAME INFORMATION

DATE	OPPONENT	TIME/ FINAL	CORNELL				OPPONENT							WIN	LOSS	SAVE	TIME	ATT
			R	H	E	LOB	R	H	E	LOB	REC	IVY	POS					
2/23	at Georgia Tech	L, 6-9	6	8	3	11	9	11	1	12	0-1	—	—	Stanford (1-0)	Keller (0-1)	—	3:02	1,063
2/24	at Georgia Tech	L, 2-12	2	9	1	8	12	12	0	11	0-2	—	—	Finateri (2-0)	Holcombe (0-1)	—	2:45	1,320
2/25	at Georgia Tech	W, 11-4	11	11	1	6	4	7	2	7	1-2	—	—	Jaun (1-0)	Patel (0-1)	Hamill (1)	2:36	1,182
3/1	at James Madison	2 p.m.																
3/2	at James Madison	2 p.m.																
3/3	at James Madison	1 p.m.																
3/9	at Georgetown	12 p.m.																
3/9	at Georgetown	4 p.m.																
3/10	at Georgetown	1 p.m.																
3/15	at Richmond	1:30 p.m.																
3/16	at Richmond	1 p.m.																
3/17	at Richmond	12 p.m.																
3/19	BINGHAMTON	3 p.m.																
3/23	at Princeton	11:30 a.m.																
3/23	at Princeton	2:30 p.m.																
3/24	at Princeton	12 p.m.																
3/30	DARTMOUTH	11:30 a.m.																
3/30	DARTMOUTH	2:30 p.m.																
3/31	DARTMOUTH	12 p.m.																
4/1	at Ithaca	TBA																
4/6	HARVARD	11:30 a.m.																
4/6	HARVARD	2:30 p.m.																
4/7	HARVARD	12 p.m.																
4/13	at Penn	11:30 a.m.																
4/13	at Penn	2:30 p.m.																
4/14	at Penn	12 p.m.																
4/16	at Binghamton	6:30 p.m.																
4/20	YALE	11:30 a.m.																
4/20	YALE	2:30 p.m.																
4/21	YALE	12 p.m.																
4/27	COLUMBIA	11:30 a.m.																
4/27	COLUMBIA	2:30 p.m.																
4/28	COLUMBIA	12 p.m.																
4/30	at Binghamton	6:30 p.m.																
5/4	at Brown	11:30 a.m.																
5/4	at Brown	2:30 p.m.																
5/5	at Brown	12 p.m.																

2024 CORNELL BASEBALL TV / PHOTO ROSTER



1 JOHN QUINLAN
OF | S/R | Jr. | 5'9" | 180
Menlo Park, Calif.




2 MATT BARNHORST
INF/OF | R/R | Sr. | 6'0" | 195
Ponte Vedra Beach, Fla.



3 CHRIS ELLISON
RHP | R/R | Jr. | 6'0" | 190
Howell, N.J.




4 CADEN WILDMAN
OF | R/R | So. | 6'3" | 215
Woodbury, Minn.



5 WILL LONG
RHP | R/R | Jr. | 6'0" | 170
Great Falls, Va.



6 KYLE MUSSER
OF | R/R | Jr. | 5'10" | 182
Lititz, Pa.



7 MAX JENSEN
INF | L/R | Jr. | 6'3" | 210
Burke, Va.



8 LUKE JOHNSON
INF | R/L | Fr. | 6'1" | 180
Coto de Caza, Calif.



9 STORY KIMURA
RHP | R/R | Sr. | 6'0" | 175
Dallas, Texas



11 MATTHEW WALTERS
OF | R/R | So. | 5'11" | 195
Granbury, Texas




12 RYAN PORTER
OF/RHP | R/R | Jr. | 6'0" | 185
Houston, Texas




13 ETHAN HAMILL
RHP | R/L | So. | 6'3" | 200
Chester, Va.



15 OWEN CARLSON
INF | L/L | Fr. | 5'11" | 180
Los Angeles, Calif.



16 NOAH KELLER
LHP | L/L | So. | 6'1" | 210
Goodrich, Mich.



17 WILLIAM STEPHENS
RHP | R/R | Sr. | 6'2" | 205
Stone Mountain, Ga.



18 TJ SWIDORSKI
INF | R/R | So. | 6'0" | 175
Woodbury, Minn.



19 MARK QUATRANI
C | R/L | Fr. | 5'11" | 200
Springfield, Pa.



20 KEVIN HAGER
INF | R/L | Fr. | 6'0" | 190
Berkeley Heights, N.J.



21 JOHN GERFEN
LHP | R/L | So. | 6'0" | 195
Brewster, N.Y.



22 JAKOBI DAVIS
OF | L/L | Jr. | 6'4" | 210
Sarasota, Fla.



23 BRADEN MACK
C | R/R | Sr. | 6'2" | 210
Woodbridge, Va.




25 BECK UROFSKY
INF/RHP | R/R | So. | 6'4" | 225
Silver Spring, Md.




26 TOM CLANCY
RHP | R/R | Jr. | 6'1" | 190
Westfield, N.J.



28 MAX FOSTER
RHP | R/R | Fr. | 6'3" | 210
Bethel, Conn.




30 WILLIAM JAUN
LHP/IB | L/L | Jr. | 6'3" | 225
Loveland, Ohio



31 GRAHAM BIBEN
RHP | R/L | Fr. | 6'0" | 170
New York, N.Y.



32 CARSON MAYFIELD
RHP | R/R | So. | 6'5" | 200
Annandale, Va.



33 VON BAKER
RHP | R/R | Sr. | 6'7" | 235
St. Johnsville, N.Y.



34 ETHAN VAN SICE
RHP | R/R | Fr. | 5'9" | 170
Arlington, Va.




36 NATHANIEL JENNEW EIN
LHP | R/L | Fr. | 5'11" | 180
Tampa, Fla.



37 HUXLEY HOLCOMBE
LHP/OF | L/L | Fr. | 6'6" | 180
Worcester, Mass.




38 ASHER GARDY
RHP | R/R | So. | 6'2" | 185
Springfield, Va.



40 NATHAN WAUGH
C | R/R | Sr. | 6'5" | 230
Placentia, Calif.



41 JACKSON MARKO
C | R/R | Fr. | 5'10" | 175
Syracuse, N.Y.



42 JOSH SHEA
RHP | R/R | So. | 5'11" | 175
Cortlandt Manor, N.Y.



24 DAN PEPICELLI
Head Coach
9th Season




14 TOM FORD
Associate Head Coach
34th Season



27 JOHN TOPPA
Assistant Coach
2nd Season



44 JUSTIN DEVOID
Volunteer Assistant Coach
2nd Season



GRACE DESTEFANO
Athletic Trainer
2nd Season