

# CORNELL BIG RED

## 2024-25 MEN'S HOCKEY GAME NOTES

TWO NATIONAL CHAMPIONSHIPS (1967, 1970) | 26 IVY LEAGUE CHAMPIONSHIPS | 13 ECAC HOCKEY CHAMPIONSHIPS

### 2024-25 SCHEDULE

#### OCTOBER

26 **TORONTO (EXH.)** (ESPN+) W, 6-2

#### NOVEMBER (4-2-2, 2-2-2 ECAC)

1 **#7 NORTH DAKOTA** (ESPN+/SNY) W, 4-1

2 **#7 NORTH DAKOTA** (ESPN+) W, 5-3

8 **YALE\*** (ESPN+) T, 2-2 (SOL)

9 **BROWN\*** (ESPN+) W, 3-1

15 at #17 Dartmouth\* (ESPN+) L, 3-4

16 at #20 Harvard\* (ESPN+/NESN) T, 2-2 (SOW)

22 **#18 QUINNIPIAC\*** (ESPN+/TSN+) L, 1-3

23 **PRINCETON\*** (ESPN+) W, 5-0

#### FROZEN APPLE (NEW YORK, N.Y.)

30 vs. #18 Quinnipiac (ESPN+/TSN+) 8 p.m.

#### DECEMBER

6 **COLGATE\*** (ESPN+) 7 p.m.

7 at Colgate\* (ESPN+) 7 p.m.

#### JANUARY

##### DESERT HOCKEY CLASSIC (TEMPE, ARIZ.)

3 vs. UMass (NCHC.tv) 5 p.m.

4 vs. RMU/#19 Arizona State. (NCHC.tv) TBD

10 at Sacred Heart (FloHockey) 7 p.m.

11 at Sacred Heart (FloHockey) 5 p.m.

17 at Princeton\* (ESPN+) 7 p.m.

18 at #18 Quinnipiac\* (ESPN+/NESN) 7 p.m.

24 **HARVARD\*** (ESPN+) 7 p.m.

25 **#15 DARTMOUTH\*** (ESPN+) 7 p.m.

31 at St. Lawrence\* (ESPN+) 7 p.m.

#### FEBRUARY

1 at #20 Clarkson\* (ESPN+) 7 p.m.

7 **RPI\*** (ESPN+) 7 p.m.

8 **UNION\*** (ESPN+) 7 p.m.

14 at Brown\* (ESPN+) 7 p.m.

15 at Yale\* (ESPN+) 7 p.m.

21 **#20 CLARKSON\*** (ESPN+) 7 p.m.

22 **ST. LAWRENCE\*** (ESPN+) 7 p.m.

28 at Union\* (ESPN+) 7 p.m.

#### MARCH

1 at RPI\* (ESPN+) 7 p.m.

All game times Eastern, subject to change

\* - Denotes Ivy League contest

Bold Red CAPS denotes home game

### QUINNIPIAC BOBCATS

VS

### CORNELL BIG RED

GAME NO. 9 | SATURDAY, NOV. 30 | 8 P.M. | NEW YORK, N.Y. | MADISON SQUARE GARDEN | CORNELL LEADS SERIES, 27-21-4

**6-6-0**

OVERALL

**3-3-0**

ECAC HOCKEY

**18/18**

USCHO/USA TODAY

**Rand Pecknold**

31ST SEASON AS HEAD COACH

**648-353-105** (.633)

31ST SEASON AT QUINNIPIAC

**4-2-2**

OVERALL

**2-2-2**

ECAC HOCKEY

**11/11**

USCHO/USA TODAY

**Mike Schafer**

30TH SEASON AS HEAD COACH

**546-291-113** (.634)

30TH SEASON AT CORNELL

### WEEKEND INFORMATION

#### TV BROADCAST

**ESPN+ TSN+**

Play-by-Play: Grady Whittenburg

Live Stats: [cornellbigred.com](http://cornellbigred.com)

#### RADIO BROADCAST

**WHCU 870**

Play-by-Play: Jason Weinstein

Analyst: Tony Eisenhut '88

Radio Stream: [cortacatoday.com](http://cortacatoday.com)

### PUCK DROP

► For the second time in eight days, the No. 11-ranked Cornell men's hockey team will face off against ECAC Hockey rival No. 18-ranked Quinnipiac in a non-conference match at Madison Square Garden in New York City. This game marks the sixth edition of the biennial Frozen Apple series.

► Puck drop between the Big Red and Bobcats is scheduled for 8 p.m. The game will be broadcast on ESPN+ and simulcast on TSN+ for Canadian viewers, with **GRADY WHITTENBURG** providing play-by-play. An additional international streaming option will be available on Stretch Internet. Game action will also be broadcast over the airwaves on WHCU (870 AM, 97.7 FM, [cortacatoday.com](http://cortacatoday.com)), with **JASON WEINSTEIN** (play-by-play) and former Big Red blueliner **TONY EISENHUT** '88 (analyst) on the call.

### RETURN OF THE FROZEN APPLE

► Tonight's game between Cornell and Quinnipiac marks the sixth installment of the biennial Frozen Apple series, which began in the 2012-13 season.

► Cornell holds a record of 4-1 in the Frozen Apple series. The Big Red won its first matchup against Michigan in 2012 before securing consecutive 3-1 victories over Penn State in 2014 and New Hampshire in 2016. Harvard claimed the 2018 edition, 4-1, but Cornell bounced back in 2022, shutting out UConn 6-0, thanks to a hat trick by then-freshman forward **DALTON BANCROFT**.

### BACK IN THE NEW YORK GROOVE

► Cornell will play its 29th all-time game at Madison Square Garden this evening and the 21st at its current location. The Big Red holds a record of 18-8-2 at the World's Most Famous Arena, including a 7-1-1 mark in its last nine games.

► Third-period goals from **RYAN WALSH** and **ONDREJ PSENICKA** fueled Cornell to defeat No. 5-ranked Boston University, 2-1, at last year's biennial Red Hot Hockey event. Goaltender **IAN SHANE** made 35 saves, leading the Big Red to hoist the Kelley-Harkness Trophy for a fourth straight time.

### FRESHMEN SCORING AT MSG

► First-year players have consistently shown their scoring ability at Madison Square Garden, with a freshman finding the back of the net in seven of the last eight games.

► Since first-year players were eligible to compete on the Big Red's varsity team for the 1975-76 season, 11 freshmen have scored at least one goal at Madison Square Garden. The players to have achieved the feat include **LANCE NETHERY** (1975-76), **RILEY NASH** (2007-08), **TEEMU TIITINEN** (2012-13), **ANTHONY ANGELLO** (2015-16), **NOAH BAULD** (2016-17), **TRISTAN MULLIN** (2017-18), **LIAM MOTLEY** (2018-19), **KYLER KOVICH** (2021-22), **ONDREJ PSENICKA** (2021-22), **DALTON BANCROFT** (2022-23), and **RYAN WALSH** (2023-24).

► Walsh scored the game-tying goal in the third period of last year's 2-1 win over Boston University, ultimately setting up Psenicka for his game-winning goal.

► Two years ago, Bancroft became the second Cornell player overall and the first freshman to score a hat trick at Madison Square Garden, joining **DICK BERTRAND** '70, who did so on Dec. 22, 1969, in a 7-2 win over St. Lawrence.

### CORNELL RECORD BOOK

FRESHMEN TO SCORE A GOAL AT MSG  
*Cornell Program History (Since 1975-76)*

PLAYER	DATE (OPPONENT)	G
Lance Nethery	1/4/76 (Penn)	1
Riley Nash	11/24/07 (Boston Univ.)	2
Teemu Tiitinen	11/24/12 (Michigan)	1
Anthony Angello	11/28/15 (Boston Univ.)	1
Noah Bauld	11/26/16 (UNH)	1
Tristan Mullin	11/25/17 (Boston Univ.)	1
Liam Motley	11/24/18 (Harvard)	1
Kyler Kovich	11/27/21 (Boston Univ.)	1
Ondrej Psenicka	11/27/21 (Boston Univ.)	1
Dalton Bancroft	11/28/22 (UConn)	3
Ryan Walsh	11/25/23 (Boston Univ.)	1



### MEDIA CONTACT

**MARSHALL HAIM**

Assistant Director of Athletic Communications

✉ [mh2348@cornell.edu](mailto:mh2348@cornell.edu)

☎ (716) 465-4945 (mobile)

# 2024-25 CORNELL MEN'S HOCKEY ROSTER

NO	NAME	POS	HT	WT	YR	S/C	HOMETOWN	LAST TEAM	NHL	YR / RD / PICK
2	Liam Steele	D	6-4	240	So.	R	Cobham, England	Salmon Arm Silverbacks (BCHL)		
3	Jack O'Brien	D	6-0	184	Jr.	L	White Rock, British Columbia	Nanaimo Clippers (BCHL)		
4	Hank Kempf	D	6-2	203	Sr.	L	Wilmette, Ill.	Muskegon Lumberjacks (USHL)		2021 / 7 / 208
5	Hoyt Stanley	D	6-3	203	So.	R	West Vancouver, British Columbia	Victoria Grizzlies (BCHL)		2023 / 4 / 108
6	George Fegas	D	6-2	212	So.	R	Richmond Hill, Ontario	Muskegon Lumberjacks (USHL)		2022 / 3 / 83
7	Jimmy Rayhill	D	5-9	174	Sr.	R	New Hartford, N.Y.	Odessa Jackalopes (NAHL)		
8	Luke Devlin	F	6-3	209	So.	L	Memphis, Tenn.	West Kelowna Warriors (BCHL)		2022 / 6 / 182
9	Jack O'Leary	F	5-7	158	Sr.	R	St. James, N.Y.	Cedar Rapids RoughRiders (USHL)		
10	Jake Kraft	F	5-8	180	So.	L	Churchville, N.Y.	Cedar Rapids RoughRiders (USHL)		
11	Sean Donaldson	F	5-11	192	Jr.	L	Vancouver, British Columbia	Nanaimo Clippers (BCHL)		
12	Tim Rego	D	6-0	186	Sr.	R	Mansfield, Mass.	Brooks Bandits (AJHL)		
13	Marian Mosko	D	5-11	181	So.	L	Visolaje, Slovakia	Fargo Force (USHL)		
14	Ryan Walsh	F	6-1	188	So.	R	Rochester, N.Y.	Cedar Rapids RoughRiders (USHL)		2023 / 6 / 188
15	Tyler Catalano	F	6-4	216	So.	R	St. Louis, Mo.	Youngstown Phantoms (USHL)		
16	Charlie Major	F	5-10	180	Fr.	R	Skaneateles, N.Y.	Chicago Steel (USHL)		
17	Dalton Bancroft	F	6-3	207	Jr.	R	Madoc, Ontario	Trenton Golden Hawks (OJHL)		
18	Kyler Kovich	F	6-2	185	Sr.	L	Coquitlam, British Columbia	Tri-City Storm (USHL)		
19	Sullivan Mack	F	6-1	194	Sr.	L	Anchorage, Alaska	Salmon Arm Silverbacks (BCHL)		
21	Ben Robertson	D	5-11	191	So.	L	Potomac Falls, Va.	Waterloo Black Hawks (USHL)		
22	Kyle Penney	F	6-1	210	Sr.	L	Lawrencetown, Nova Scotia	Chilliwack Chiefs (BCHL)		
23	Winter Wallace	F	6-4	222	Jr.	R	Boulder, Colo.	Youngstown Phantoms (USHL)		
24	Nicholas Wolfenberg	D	6-2	212	Fr.	R	Calgary, Alberta	Okotoks Oilers (BCHL)		
26	Ondrej Psenicka	F	6-6	209	Sr.	L	Praha, Czechia	Waterloo Black Hawks (USHL)		
27	Michael Suda	D	6-1	187	Sr.	L	Cheektowaga, N.Y.	Fargo Force (USHL)		
28	Nick DeSantis	F	5-9	163	Jr.	R	Collegeville, Pa.	Madison Capitols (USHL)		
29	Parker Murray	F	6-5	229	Fr.	L	Manhattan Beach, Calif.	Chilliwack Chiefs (BCHL)		
30	Ian Shane	G	6-0	176	Sr.	L	Manhattan Beach, Calif.	Bismarck Bobcats (NAHL)		
33	Remington Keopple	G	6-2	184	Jr.	L	New Richmond, Wis.	Des Moines Buccaneers (USHL)		
37	Justin Katz	G	6-1	176	Fr.	R	Montréal, Québec	Powell River Kings (BCHL)		
38	Jonathan Castagna	F	6-2	200	So.	L	Etobicoke, Ontario	St. Andrew's College		2023 / 3 / 70

## COACHING AND SUPPORT STAFF

Head Coach:	Mike Schafer '86
Associate Head Coach:	Casey Jones '90
Assistant Coach:	Sean Flanagan
Dir. of Hockey Ops./Ast. Coach:	Corey Leivermann
Equipment Manager:	Sean Schmidt
Athletic Trainer:	Kait Petryszyn
Team Physician:	Dr. Dave Wentzel
Strenght & Conditioning:	Mike Missen

## PRUH-NUHN-SEE-AY-SHN GUIDE




















4	Hank Kempf	KEHM-pf
6	George Fegas	fegh-AIR-ess
12	Tim Rego	REE-go
13	Marian Mosko	MAA-skau
17	Dalton Bancroft	BAN-crawft
18	Kyler Kovich	KOH-vich
26	Ondrej Psenicka	AWN-dray zeh-NEET-skuh
27	Michael Suda	SOO-duh
28	Nick DeSantis	duh-SAN-tuhs
33	Remington Keopple	KEH-puhl
38	Jonathan Castagna	KUH-stan-yuh
HC	Mike Schafer	SHAY-fuhr
AT	Kait Petryszyn	puh-TRISH-in

## ROSTER BREAKDOWN

### BY CLASS

FRESHMAN (4)	SOPHOMORES (10)	JUNIORS (6)	SENIORS (10)
16 Major	2 Steele	3 O'Brien	4 Kempf
24 Wolfenberg	5 Stanley	11 Donaldson	7 Rayhill
29 Murray	6 Fegas	17 Bancroft	9 O'Leary
37 Katz	8 Devlin	23 Wallace	12 Rego
	10 Kraft	28 DeSantis	18 Kovich
	13 Mosko	33 Keopple	19 Mack
	14 Walsh		22 Penney
	15 Catalano		26 Psenicka
	21 Robertson		27 Suda
	38 Castagna		30 Shane

### BY STATE

 New York 6	 Alberta 1	 Massachusetts 1	 Slovakia 1
 British Columbia 4	 Colorado 1	 Missouri 1	 Tennessee 1
 Ontario 3	 Czechia 1	 Nova Scotia 1	 Virginia 1
 California 2	 England 1	 Pennsylvania 1	 Wisconsin 1
 Alaska 1	 Illinois 1	 Québec 1	

## CORNELL QUICK FACTS

### GENERAL INFORMATION

Location:	Ithaca, N.Y.
Enrollment (Fall 2023 Undergraduate):	15,735
Founded:	1865
Nickname:	Big Red
School Colors:	Carnelian Red (Pantone 187) and White
Conference:	Ivy League / ECAC Hockey
Interim President:	Michael I. Kotlikoff
Meakam Smith Director of Athletics:	Dr. Nicki Moore
Athletics Website:	CornellBigRed.com
Ticket Office Phone:	(607) 255-4247
Ticket Office Website:	BigRedTix.com
Facebook:	/CornellSports
X / Twitter:	@CornellSports   @CornellMHockey
Instagram:	@CornellSports   @cornellMHockey

### HISTORY

Seasons of Hockey:	108th
First Varsity Season:	1900-01
All-Time Record:	1235-766-162 (.608)
ECAC Hockey Regular-Season Titles (last):	11 (2020)
Ivy League Regular-Season Titles (last):	26 (2024)
ECAC Hockey Championship Titles (last):	13 (2024)
NCAA Tournament Appearances (last):	24 (2024)
Most Consecutive NCAA Appearances:	4 (1967-70)
Frozen Four Appearances:	8 (2003)
National Championships:	2 (1967, 1970)
NCAA Tournament Record:	21-25 (.457)

### LYNAH RINK

Year Opened (Season):	1957 (68th)
Capacity:	4,267
All-Time Record:	617-233-73 (.708)
Under Mike Schafer:	288-108-48 (.703)

### COACHING / SUPPORT STAFF

Head Coach:	Mike Schafer (Cornell '86)
Record at Cornell:	545-291-113 (.634)
Overall Record:	Same as above
Associate Head Coach:	Casey Jones (Cornell '90)
Assistant Coach:	Sean Flanagan (St. Lawrence '10)
Dir. of Hockey Ops./Ast. Coach:	Corey Leivermann (Gustavus Adolphus '14)
Equipment Manager:	Sean Schmidt (Ferris State '09)
Athletic Trainer:	Kait Petryszyn (SUNY Cortland '22)

### 2023-24 IN REVIEW

Overall Record:	22-7-6 (.714)
ECAC Hockey Record (Finish):	12-6-4 (.636) — 2nd
Home Record:	10-3-2 (.733)
Road Record:	8-3-2 (.692)
Neutral Record:	4-1-2 (.714)
ECAC Hockey Tournament:	No. 2 seed / Championship Beat St. Lawrence in ECAC Hockey Championship, 3-1
NCAA Tournament:	No. 3 seed / Regional Final Beat Maine in semis, 3-1; Lost to Denver in final, 2-1
USCHO.com Poll Ranking (final):	9th
USA Hockey/The Rink Live Poll Ranking (final):	9th

### 2024-25 TEAM INFORMATION

Letterwinners Returning / Lost:	26 / 2
Newcomers:	4
Fr / So / Jr / Sr:	4 / 10 / 6 / 10



**#YELLCORNELL**

## TALE OF THE TAPE

as of 11/28/24

		
Overall Record	6-6-0	4-2-2
60-Minute Record	6-5-1	4-2-2
Overtime Record	0-1-0	0-0-2
Shootout Record	0-0	1-1
Team Offense	3.00	3.13
National Rank	T-25th	21st
Conference Offense	2.33	2.67
Conference Rank	8th	5th
Team Defense	2.42	2.00
National Rank	T-19th	10th
Conference Defense	2.33	2.00
Conference Rank	6th	2nd
PP Percentage	.262	.115
National Rank	9th	T-56th
Conference PP. Pct.	.263	.158
Conference Rank	4th	8th
Penalty Kill Pct.	.824	.792
National Rank	25th	T-36th
Conference PK Pct.	.786	.706
National Rank	8th	T-11th

### FACEOFF PERCENTAGES

	CORNELL (53.1%; 13th)			
		W	L	PCT
14	Ryan Walsh	106	73	.592
38	Jonathan Castagna	67	56	.545
15	Tyler Catalano	36	36	.500
22	Kyle Penney	12	14	.462
16	Charlie Major	20	28	.417
	QUINNIPIAC (52.3%; 20th)			
		W	L	PCT
17	Travis Treloar	70	54	.565
14	Victor Czerneckianair	98	79	.554
28	Chris Pelosi	73	79	.480
27	Andon Cerbone	19	21	.475
20	Mason Marcellus	43	58	.426

## WEEKEND REWIND

- Cornell is coming off a 1-1-0 weekend, losing to No. 18-ranked Quinnipiac, 3-1, before rebounding with a 5-0 shutout victory over ECAC Hockey and Ivy League rival Princeton the following night.
- Sophomore forward **JONATHAN CASTAGNA** tallied the lone goal for the Big Red in the loss to the Bobcats, redirecting senior defenseman **TIM REGO**'s shot from the point in the mid-slot.
- Senior goaltender **IAN SHANE** stopped all 24 shots he faced in the blanking of the Tigers as four Big Red players registered two-point nights. Senior forward **ONDREJ PSENICKA**, sophomore defenseman **BEN ROBERTSON**, and sophomore forward **RYAN WALSH** each had a goal and an assist. Sophomore defenseman **GEORGE FEGARAS** registered a pair of assists for the first multi-assist game of his collegiate career.

## ROBERTSON EARNS WEEKLY HONOR

- Sophomore defenseman **BEN ROBERTSON** was named ECAC Hockey's Defender of the Week, the conference office announced Monday morning.
- Robertson, who became the first Cornell player to earn the conference's top weekly defender award since **SAM MALINSKI** on Feb. 6, 2023, logged a goal and an assist in the Big Red's 5-0 shutout of Princeton last Saturday night at Lynah Rink. His two points were tied with six other ECAC Hockey blueliners for the league lead in points by a defenseman, but he was the only blueliner to have scored a goal and had multiple points on the weekend.
- Both of Robertson's points came during Cornell's pair of power-play goals in the third period of its win over Princeton. His first point came when he threaded a pass from the top of the left faceoff circle to sophomore forward **RYAN WALSH** at the far post for a tip-in one-timer. Later in the period, Robertson added an insurance marker for Cornell, lasering a shot over the glove of Princeton goaltender Ethan Pearson from the left faceoff circle following a faceoff win by Walsh.

## MISTER RELIABLE

- Sophomore forward **RYAN WALSH** went 15-of-21 on faceoffs against Princeton last Saturday, tying his second-highest faceoff win total in a game during his Cornell career.
- In eight games played this season, Walsh has won 106-of-179 faceoffs, leading to a 59.2 percent win rate. Walsh's faceoff percentage ranks 13th among Division I players with at least 100 faceoff wins and has the second-best faceoff percentage in ECAC Hockey, trailing Clarkson's Ellis Rickwood (152-of-244 — 62.3 percent).
- Walsh is one of four Division I hockey players with an average of at least 13 faceoff wins per game this season. He joins Northeastern junior Jack Williams (14.09), Brown sophomore Max Scott (14.00), and Notre Dame sophomore Danny Nelson (13.57).

## NCAA LEADERS

HIGHEST FACEOFF WINS PER GAME  
Division I Leaders (as of 11/28/24)

PLAYER	SCHOOL	GP	FW/G
Jack Williams	Northeastern	11	<b>14.09</b>
Max Scott	Brown	6	<b>14.00</b>
Danny Nelson	Notre Dame	14	<b>13.57</b>
► Ryan Walsh	Cornell	8	<b>13.25</b>
Dominic James	Minn. Duluth	12	<b>12.83</b>
Clayton Cosentino	Air Force	16	<b>12.81</b>
Jack Stockfish	Holy Cross	14	<b>12.57</b>

## MEDIA INFORMATION

### ATHLETIC COMMUNICATIONS

Jeremy Hartigan

Sr. Associate Director of Athletics for Communications

Marshall Haim

Assistant Director of Athletic Communications (MIH)

Phone: (716) 465-4945

Email: mh2348@cornell.edu

TBA

Assistant Director of Athletic Communications

Aaron Kelly

Assistant Director of Athletic Communications

Sydney Duenckel

Athletic Communications Intern

Emily Sweeney

Athletic Communications Intern

### MEDIA CREDENTIALS

► All media credential requests must be submitted to the Cornell men's hockey SID, Marshall Haim, at least 48 hours in advance of the desired game(s) in which the media member(s) are requesting.

► If approved for media credentials, media members can acquire their credential at the will-call window inside Bartels Hall, the building connected to the east of Lynah Rink.

### WEEKLY MEDIA AVAILABILITY

► **MIKE SCHAFER** '86 and requested Cornell men's hockey student-athletes will be made available to the media each week throughout the season. Media availability will be held following every Tuesday practice, at approximately 5 p.m. Times and dates subject to change. Specific student-athlete requests should be made through Cornell's athletic communications office at least 24 hours in advance.

### INTERVIEW REQUESTS

► Outside of weekly media availability, interview requests for student-athletes and coaching staff members may be requested through the Cornell athletic communications office. Every interview request will be attempted to be accommodated, but student-athletes are requested to not miss any classes, study halls, practices, or any potential medical treatments.

### PRACTICES

► All Cornell men's hockey practices and morning skates are not open to the public.

### POSTGAME INTERVIEWS

► **MIKE SCHAFER** '86, the Jay R. Bloom '77 Head Coach of Cornell Men's Ice Hockey, and selected student-athletes will be made available to the media following a 10-minute cooling down period.

► All postgame interviews involving Cornell at Lynah Rink will be conducted inside the hockey office. On the road, postgame interviews will take place in a designated area or outside the team's dressing room.

### DRESSING ROOM ACCESS

► The Cornell men's hockey dressing room, both at home and on the road, is closed to all media members.

### LYNAH RINK PRESS BOX

► Line charts and game notes will be made available for the working media inside the Lynah Rink press box at least 90 minutes prior to puck drop. Wireless internet access is available inside Lynah Rink for working media members only.

**CORNELL**  
**HOCKEY**

## THIS DAY IN CORNELL MEN'S HOCKEY HISTORY

NOV.

30

Cornell is 8-8-5 all-time on Nov. 30; 4-3-2 under **MIKE SCHAFER**

Nov. 30, 2019: **MATTHEW GALAJDA** made 28 saves to backstop Cornell to a 2-0 triumph over Boston University in the biennial Red Hot Hockey game at Madison Square Garden, aiding the Big Red to its first 9-0-0 start since 1969-70. **MICHAEL REGUSH** and **BRENDEN LOCKE** scored 20 seconds apart in the victory.

### SHANE'S WORLD, IT'S PARTY TIME, EXCELLENT!

► Senior goaltender **IAN SHANE** has excelled inside the blue paint during his time on East Hill. Over his 92 career appearances between the pipes for the Big Red, Shane has a 53-23-12 record with a 1.72 goals-against average and a .923 save percentage.

► Shane's 53 wins are the sixth-most by a Cornell goaltender in program history. Entering tonight, Shane is five wins away from matching **ANDY ILES** '14 for the fifth-most wins in program history. The 53 wins also rank third-most among active Division I goaltenders, trailing Western Michigan graduate student Cameron Rowe (59) and Wisconsin graduate student Tommy Scarfone (58). Boston University senior Mathieu Caron (47) is the closest player to the 50-win threshold.

► Following his 24-save shutout over Princeton last Saturday, Shane's 12 shutouts during his tenure at Cornell are the most by all active Division I goaltender. Shane has three more blankings than Scarfone (nine) and three more than North Dakota graduate student T.J. Semptimphelter (eight).

► Among Cornell goaltenders, Shane's 12 shutouts rank fifth in program history, one shutout shy of matching Cornell Athletics and Hockey Hall of Famer **KEN DRYDEN** '69 (13) for fourth all-time at Cornell.

► Entering this weekend, Shane's 1,822 saves rank as the 13th-most by a Cornell goaltender in program history. Shane is two saves away from tying **DOUG DADSWELL** (1,824 from 1984-86) for 12th and 22 saves shy of matching **MATTHEW GALAJDA** (1,844 from 2017-20) for 11th on the Big Red's all-time saves list.

### MAKING A NAME FOR HIMSELF

► Senior goaltender **IAN SHANE**'s career goals-against average of 1.72 is the 10th-best figure in NCAA Division I history, one of 35 sub-2.00 averages with at least 1,500 minutes played.

► Shane's goals-against average is currently surpassed by LeNeveu (1.29), Quinnipiac standout Yaniv Perets (1.34), Minnesota State phenom Dryden McKay (1.46), Michigan State and 18-year NHL veteran Ryan Miller (1.54), UMass' Filip Lindberg (1.58), Dryden (1.59), former UMass Lowell and current Winnipeg Jets goaltender Connor Hellebuyck (1.60), and former Big Red netminders **MATTHEW GALAJDA** (1.70) and **DAVID MCKEE** (1.72).

► Cornell has five of the top 10 career goals-against averages in NCAA history and is the lone program with multiple representatives in the top 10.

► **BEN SCRIVENS** '10 recorded a career goals-against average of 1.93, contributing to Cornell having six out of the 35 sub-2.00 career goals-against averages in NCAA history, the highest number for any Division I program. Other Division I teams with multiple sub-2.00 averages include Quinnipiac (four), Maine and Notre Dame (three each), and Denver, Miami, Michigan State, and UMass (two each).

► Among active Division I goaltenders with at least 1,500 minutes played, Shane is one of only two netminders with career goals-against averages below 2.00, alongside Maine's Albin Boija (1.83).

► Shane has a career save percentage of .9225, which ranks fourth among active Division I goaltenders with at least 500 saves. He is just one ten-thousandth of a point behind Colorado College's Kaidan Mbereko (.9226). The top two figures are held by Boston College sophomore Jacob Fowler (.929) and Arizona State sophomore Gibson Homer (.925).

### CORNELL RECORD BOOK

#### MOST GOALTENDER WINS

*Cornell Program History*

PLAYER	SEASONS	WINS
1. Ken Dryden	1966-69	76
2. David McKee	2003-06	65
Ben Scrivens	2006-10	65
4. Matthew Galajda	2017-20	60
5. Andy Iles	2010-14	58
► 6. Ian Shane	2021-Pres.	53
7. Brian Cropper	1968-71	50

#### MOST GOALTENDER SHUTOUTS

*Cornell Modern Era (Since 1957-58)*

PLAYER	SEASONS	SHO
1. Ben Scrivens	2006-10	19
Matthew Galajda	2017-20	19
3. Dave McKee	2003-06	18
4. Ken Dryden	1966-69	13
► 5. Ian Shane	2021-Pres.	12
6. Dave LeNeveu	2001-03	11
Mitch Gillam	2014-17	11

#### MOST GOALTENDER SHUTOUTS

*Cornell Modern Era (Since 1957-58)*

PLAYER	SEASONS	SAVES
1. Andy Iles	2010-14	2,988
10. Ken Dryden	1966-69	1,987
11. Matthew Galajda	2017-20	1,844
12. Doug Dadswell	1984-86	1,824
► 13. Ian Shane	2021-Pres.	1,822

### NCAA RECORD BOOK

#### CAREER GOALS-AGAINST AVERAGE LEADERS

*All-Time Leaders (Min. 1,500 Minutes Played)*

GAA, PLAYER	SCHOOL	CAREER
1.29, David LeNeveu	Cornell	2001-03
1.34, Yaniv Perets	Quinnipiac	2020-23
1.46, Dryden McKay	Minnesota St.	2018-22
1.54, Ryan Miller	Michigan St.	2000-02
1.58, Filip Lindberg	UMass	2018-21
1.59, Ken Dryden	Cornell	1967-69
1.60, Connor Hellebuyck	UMass Lowell	2012-14
1.70, Matthew Galajda	Cornell, Notre Dame	2017-22
1.715, David McKee	Cornell	2004-06
► 1.719, Ian Shane	Cornell	2021-Pr.



## NCAA RANKINGS

DCU / USCHO.com Poll (as of 11/25/24)  
Bold denotes Cornell opponent in 2024-25

TEAM	RECORD	LAST	PTS
1. Michigan State (38)	9-1-0	2	976
2. Denver (7)	12-2-0	1	910
3. Minnesota (3)	12-2-0	4	908
4. Boston College	9-3-0	3	866
5. Maine	8-2-2	T5	790
6. Michigan	9-2-1	T5	771
7. Western Michigan	8-1-1	9	653
8. Colorado College	9-2-1	7	621
9. St. Cloud State	9-4-0	11	523
10. Providence	8-3-2	10	502
<b>11. Cornell</b>	<b>4-2-2</b>	<b>8</b>	<b>463</b>
12. Ohio State	9-2-1	14	406
13. Boston University	6-5-1	13	372
<b>14. North Dakota</b>	<b>7-6-0</b>	<b>12</b>	<b>364</b>
<b>15. Dartmouth</b>	<b>5-0-1</b>	<b>16</b>	<b>348</b>
16. UMass Lowell	9-3-0	15	301
17. Minnesota State	10-4-2	17	272
<b>18. Quinnipiac</b>	<b>6-6-0</b>	<b>18</b>	<b>111</b>
19. Arizona State	6-7-1	RV	91
<b>20. Clarkson</b>	<b>9-4-1</b>	<b>19</b>	<b>78</b>

Receiving votes: Union (38), UMass (29), Bentley (22), Harvard (20), UConn (19), Notre Dame (11), Penn State (10), Northeastern (7), Bemidji State (5), Michigan Tech (5), New Hampshire (5), Colgate (2), Niagara (1)

USA Hockey/The Rink Live Poll (as of 11/25/24)  
Bold denotes Cornell opponent in 2024-25

TEAM	RECORD	LAST	PTS
1. Michigan State (24)	9-1-0	2	664
2. Denver (5)	12-2-0	1	628
3. Boston College (1)	9-3-0	3	605
4. Minnesota (4)	12-2-0	4	604
5. Maine	8-2-2	6	534
6. Michigan	9-2-1	5	517
7. Western Michigan	8-1-1	9	463
8. Colorado College	9-2-1	8	411
9. St. Cloud State	9-4-0	10	370
10. Providence	8-3-2	11	335
<b>11. Cornell</b>	<b>4-2-2</b>	<b>7</b>	<b>309</b>
12. Ohio State	9-2-1	12	287
13. Boston University	6-5-1	16	253
<b>14. Dartmouth</b>	<b>5-0-1</b>	<b>15</b>	<b>237</b>
<b>15. North Dakota</b>	<b>7-6-0</b>	<b>14</b>	<b>230</b>
16. UMass Lowell	9-3-0	13	217
17. Minnesota State	10-4-2	17	184
<b>18. Quinnipiac</b>	<b>6-6-0</b>	<b>18</b>	<b>82</b>
<b>19. Clarkson</b>	<b>9-4-1</b>	<b>19</b>	<b>56</b>
20. Arizona State	6-7-1	RV	47

Receiving votes: Union (31), UMass (21), UConn (18), Bentley (16), Harvard (13), Colgate (4), Michigan Tech (3), Bowling Green (1)

## 'TENDY POINT!'

► Senior goaltender **IAN SHANE** recorded an assist on senior defenseman **TIM REGO**'s second-period goal against Harvard on Nov. 16, making Shane the first Cornell goaltender to earn a point since **MATTHEW GALAJDA** assisted **MORGAN BARRON** on a power-play goal in the second period of a 6-0 shutout over Brown on March 22, 2019, at the 2019 ECAC Hockey Championship semifinals in Lake Placid, N.Y.

► Shane is Cornell's 25th goaltender to record a point in a game and the 24th to notch an assist.

► Paired with his 32-save performance in the Big Red's tie with the Crimson, Shane became the 10th Cornell goaltender (11th instance) to have an assist and record at least 30 saves in the same game, joining **STEVE KELLEHER** (March 5, 1974 vs. St. Lawrence), **DAVE CHRASTINA** (Jan. 5, 1975 vs. St. Lawrence), **DARREN ELIOT** (twice — March 15, 1980 vs. Dartmouth and Jan. 26, 1981 vs. Princeton), **DOUG DADSWELL** (Jan. 19, 1985 vs. Yale), **CORRIE D'ALESSIO** (Jan. 23, 1988 vs. Yale), **IAN BURT** (Feb. 12, 2000 at St. Lawrence), **BEN SCRIVENS** (March 9, 2008 vs. Dartmouth), **MITCH GILLAM** (Nov. 29, 2014 vs. Penn State at Madison Square Garden), and Galajda in accomplishing the feat.

## STOUT DEFENSE

► Cornell has boasted one of the nation's stingiest defensive units, ranking in the top 10 in scoring defense each of the last seven campaigns and in nine of the previous 10 seasons it has competed in.

► The Big Red's ranking within the top 10 in scoring defense seven times over the last eight seasons is the most by any Division I program, ahead of Minnesota State (six) and ECAC Hockey rival Quinnipiac (five).

► Over the last eight-plus seasons, Cornell has averaged 1.94 goals allowed per game, joining Minnesota State (1.91) as one of two Division I programs to yield under two goals against per game during the span.

► Through its first eight games this season, Cornell's 2.00 goals allowed per game average is the 10th-best scoring defense in Division I hockey and second in ECAC Hockey, only trailing Clarkson (1.86 — 9th). Minnesota State paces the nation with a 1.50 goals allowed per game average (24 goals against in 16 games).

► Last season, the Big Red led all Division I programs in scoring defense, allowing 1.86 goals per game. Cornell's figure was 17 points ahead of second-place Wisconsin (2.03). The Big Red also gave up the fewest goals in Division I hockey, surrendering just 65 goals across its 35 games, 14 goals fewer than second-place Quinnipiac (79).

► Cornell has finished first or second in scoring defense four times in the last six seasons it has participated in.

## THAT'LL LEAVE A MARK...

► Sophomore defenseman **HOYT STANLEY** blocked a team-high four shots in the Big Red's 5-0 shutout of Princeton last Saturday, marking the third time he has absorbed at least four opponent's shots in a game this season. The four blocked shots ties Stanley's single-game high, all of which have occurred this season.

► Per data compiled by *College Hockey News*, Stanley is one of 13 Cornell players (20 instances) to have at least three games with four-plus blocked shots in a season since 2012-13, when blocks became an officially tracked statistic.

► Should Stanley block four-plus blocked shots tonight, he would tie **REECE WILLCOX** (2014-15 and 2015-16), **ALEC MCCREA** (2017-18), **YANNI KALDIS** (2017-18), **MATTHEW NUTTLE** (2018-19), and **TIM REGO** (2023-24) for the 10th-most games with four-plus blocked shots in a season by a Cornell player.

► Stanley's 2.38 blocks per game average entered this weekend ranked as the eighth-highest average in Division I hockey and the third-best clip in ECAC Hockey. Brown's Alex Pineau (2.83) and Clarkson's Tristan Sarsland (2.43) had higher averages than Stanley.

## CORNELL RECORD BOOK

ASSIST AND 30+ SAVES IN SAME GAME  
Cornell Program History

### PLAYER (SAVES), GAME

**Steve Kelleher (36)**, 3/5/1974 vs. St. Lawrence  
**Dave Chrastina (33)**, 1/5/1975 vs. St. Lawrence  
**Darren Eliot (48)**, 3/15/1980 vs. Dartmouth  
**Darren Eliot (36)**, 1/26/1981 vs. Princeton  
**Doug Dadswell (40)**, 1/19/1985 vs. Yale  
**Corrie D'Alessio (38)**, 1/23/1988 vs. Yale  
**Ian Burt (42)**, 2/12/2000 at St. Lawrence  
**Ben Scrivens (32)**, 3/9/2008 vs. Dartmouth  
**Mitch Gillam (37)**, 11/29/2014 vs. Penn State  
**Matthew Galajda (30)**, 3/22/2019 vs. Brown  
► **Ian Shane (32)**, 11/16/2024 at Harvard

## CORNELL RECORD BOOK

YEARLY SCORING DEFENSE RANKINGS  
Last 10-Plus Seasons (as of 11/27/24)

SEASON	GAMES	GA	GPG	RANK
2013-14	32	74	2.31	9th
2014-15	31	68	2.19	7th
2015-16	34	82	2.41	18th
2016-17	35	81	2.31	10th
2017-18	33	52	1.58	1st
2018-19	36	73	2.03	9th
2019-20	29	45	1.55	2nd
2021-22	32	72	2.25	10th
2022-23	34	66	1.94	2nd
2023-24	35	65	1.86	1st
► 2024-25	<b>8</b>	<b>16</b>	<b>2.00</b>	<b>10th</b>

## NCAA LEADERS

MOST BLOCKED SHOTS PER GAME  
This Season (as of 11/28/24)

PLAYER	SCHOOL	BPG
<b>Valtteri Piironen</b>	Long Island	<b>3.40</b>
<b>Alex Pineau</b>	Brown	<b>2.83</b>
<b>Hunter Sansbury</b>	Sacred Heart	<b>2.79</b>
<b>Will Magnuson</b>	Bemidji State	<b>2.77</b>
<b>Kasper Vaharautio</b>	Michigan Tech	<b>2.60</b>
<b>Rasmus Larsson</b>	Northern Michigan	<b>2.50</b>
<b>Tristan Sarsland</b>	Clarkson	<b>2.43</b>
► <b>Hoyt Stanley</b>	<b>Cornell</b>	<b>2.38</b>
<b>Nick Williams</b>	Michigan Tech	<b>2.30</b>

PAIRWISE RANKINGS

NCAA PAIRWISE RANKINGS (as of 11/28/24)  
Bold denotes Cornell opponent in 2024-25

TEAM	RECORD	PCWs	RPI
1. Boston College	9-3-0	63	.6744
2. Michigan State	9-1-0	62	.6542
3. Maine	8-2-2	61	.6207
4. Michigan	9-2-1	60	.6193
5. Minnesota	12-2-0	59	.6180
6. Western Michigan	8-1-1	58	.6172
7. <b>Dartmouth</b>	<b>5-0-1</b>	<b>57</b>	<b>.6155</b>
8. Denver	12-2-0	55	.6107
9. St. Cloud State	9-4-0	55	.6037
10. Ohio State	9-2-1	54	.5811
11. UMass Lowell	9-3-0	53	.5787
12. Minnesota State	10-4-2	52	.5744
13. Providence	8-3-2	51	.5734
14. Boston University	6-5-1	50	.5728
15. Colorado College	9-2-1	49	.5669
16. <b>Cornell</b>	<b>4-2-2</b>	<b>48</b>	<b>.5415</b>
17. Arizona State	6-7-1	48	.5373
18. <b>Quinnipiac</b>	<b>6-6-0</b>	<b>46</b>	<b>.5345</b>
19. <b>North Dakota</b>	<b>7-6-0</b>	<b>45</b>	<b>.5335</b>
20. UConn	7-6-1	44	.5331
21. Bentley	9-4-1	42	.5252
22. Augustana	6-6-0	42	.5239
23. New Hampshire	4-4-2	42	.5235
24. <b>UMass</b>	<b>6-6-2</b>	<b>39</b>	<b>.5187</b>
25. <b>Clarkson</b>	<b>9-4-1</b>	<b>38</b>	<b>.5093</b>
26. LIU	4-5-1	38	.5089
27. Bemidji State	6-6-1	37	.5082
28. Northeastern	2-6-3	36	.5078
29. Penn State	6-7-0	34	.4931
30. Vermont	3-6-3	34	.4922
31. <b>Sacred Heart</b>	<b>7-5-2</b>	<b>33</b>	<b>.4929</b>
32. Alaska	4-6-2	32	.4917
33. <b>Colgate</b>	<b>7-7-2</b>	<b>32</b>	<b>.4915</b>
34. <b>Union</b>	<b>7-3-1</b>	<b>30</b>	<b>.4913</b>
35. Merrimack	3-7-1	28	.4905
36. Niagara	7-5-3	28	.4903
37. Michigan Tech	6-4-0	27	.4894
38. Notre Dame	5-9-0	27	.4846
39. Wisconsin	4-8-0	26	.4845
40. <b>Harvard</b>	<b>2-3-1</b>	<b>24</b>	<b>.4834</b>
41. Minnesota Duluth	5-8-0	23	.4818
42. Air Force	8-8-0	22	.4797
43. St. Thomas	3-6-4	21	.4791
44. Bowling Green	5-4-1	20	.4783
45. Lake Superior State	5-6-1	19	.4758
46. AIC	4-9-1	18	.4699
47. Omaha	5-7-0	17	.4696
48. Holy Cross	5-8-1	16	.4659
49. <b>Princeton</b>	<b>1-4-1</b>	<b>15</b>	<b>.4639</b>
50. <b>RPI</b>	<b>5-4-1</b>	<b>14</b>	<b>.4555</b>
51. Robert Morris	4-5-2	13	.4553
52. <b>Brown</b>	<b>2-3-1</b>	<b>12</b>	<b>.4513</b>
53. <b>Yale</b>	<b>2-5-1</b>	<b>11</b>	<b>.4463</b>
54. Stonehill	6-11-0	10	.4364
55. Army	5-8-0	9	.4462
56. Canisius	4-8-1	9	.4311
57. Lindenwood	3-10-1	7	.4227
58. RIT	3-10-1	5	.4156
59. Miami	3-11-2	5	.4128
60. Ferris State	4-10-2	4	.4097
61. Northern Michigan	1-10-1	3	.3968
62. Alaska Anchorage	2-9-1	2	.3950
63. <b>St. Lawrence</b>	<b>4-9-0</b>	<b>2</b>	<b>.3925</b>
64. Mercyhurst	2-13-1	0	.3500

ON THE PLUS SIDE...

► Entering this weekend, senior forwards **ONDREJ PSENICKA** and **KYLE PENNEY** and senior defenseman **TIM REGO** rank within the top 10 nationally in career plus-minus ratings among active Division I players.

► Psenicka's plus-50 rating makes him one of five active Division I players with at least a plus-50 rating, joining Denver forward Jack Devine (plus-63), Ohio State defenseman Aidan Hansen-Bukata (plus-58), Minnesota State forward Rhett Pitlick (plus-54) and Boston College blueliner Eamon Powell (plus-53).

► Penney's plus-47 rating is tied with Boston College forward Ryan Leonard for seventh nationally. Rego's plus-46 figure matches Minnesota forwards Mason Nevers and Mike Koster for ninth among active skaters.

► Cornell is the only Division I program to have a trio of players with career plus-minus ratings of plus-45 and is one of three programs with multiple players with plus-45 ratings (Boston College and Minnesota).

► The Big Red is the only Division I program with five players with a career plus-minus rating of at least plus-35. Senior forward **JACK O'LEARY** (plus-39) and senior defenseman **HANK KEMPF** (plus-38) join Psenicka, Penney, and Rego.

SPREADING THE WEALTH

► Cornell received production from nearly every skater who appeared in at least one game last season, as 21 of the 23 skaters (91.3 percent) registered at least one point, and 19 of the 21 players with a point last season logged at least two points.

► Through its first four weekends of play, Cornell has maintained its goal of repeating last year's scoring production. Twenty of the 23 players (87.0 percent) who have appeared in at least one game have recorded at least one point, and 17 already have at least two points.

► The sophomore class — who led the team in goals (44), assists (70), and points (114) last season — has generated 43.8 percent of the team's scoring and paces the squad in goals (10), assists (18), and points (28). Cornell's 10-player senior class is behind with nine goals, 14 assists, and 23 points.

COME ON BACK!

► Cornell is returning 88 percent of its goals and 86 percent of its points from last season, ranking within the top 10 nationally.

► The Big Red is one of four programs in the country that returns at least 85 percent of its goals and points from last season. It is joined by Harvard (99 percent of goals, 98 percent of points), Bentley (92 percent of goals and points), and Dartmouth (92 percent of goals, 91 percent of points).

► Cornell's 88 percent of goals returning from last year ranks as the fourth-highest average in Division I hockey, trailing Harvard (99 percent), Bentley (92 percent), and Dartmouth (92 percent). Five of the top 10 figures are from ECAC Hockey programs, joined by Brown (85 percent — 5th) and St. Lawrence (73 percent — 10th).

► Of Cornell's 115 goals scored last season, 101 are back on this year's roster, making the Big Red one of three Division I programs to return at least 100 goals scored from last season, joining Denver (129) and Michigan State (102).

► Cornell's 86 percent of its points return from last season, tied with New Hampshire for sixth in Division I hockey. Harvard (98 percent), Bentley (92 percent), Dartmouth (91 percent), Princeton (89 percent), and Bowling Green (87 percent) are ahead of the Big Red.

► The Big Red brings back 266 of its 310 points registered last season, ranking as the fourth-most by a Division I program this season, trailing Denver (328), Boston College (303), and Michigan State (278).

NCAA LEADERS

ACTIVE TOP PLUS-MINUS RATINGS  
Division I Hockey Players (as of 11/28/24)

PLAYER	SCHOOL	+/-
Jack Devine	Denver	<b>+63</b>
Aidan Hansen-Bukata	Ohio State	<b>+58</b>
Rhett Pitlick	Minnesota State	<b>+54</b>
Eamon Powell	Boston College	<b>+53</b>
► Ondrej Psenicka	<b>Cornell</b>	<b>+50</b>
Jacob Truscott	Michigan	<b>+49</b>
Ryan Leonard	Boston College	<b>+47</b>
► Kyle Penney	<b>Cornell</b>	<b>+47</b>
Mike Koster	Minnesota	<b>+46</b>
Mason Nevers	Minnesota	<b>+46</b>
► Tim Rego	<b>Cornell</b>	<b>+46</b>

SCORING BREAKDOWN

CORNELL'S 2024-25 SCORING BREAKDOWN  
By Class and Position

CLASS	G	A	PTS	PCT
Freshmen	1	4	5	<b>7.8%</b>
Sophomores	<b>10</b>	<b>18</b>	<b>28</b>	<b>43.8%</b>
Juniors	5	3	8	<b>12.5%</b>
Seniors	9	14	23	<b>35.9%</b>
POSITION	G	A	PTS	PCT
Forwards	<b>21</b>	<b>20</b>	<b>41</b>	<b>64.1%</b>
Defensemen	4	18	22	<b>34.4%</b>

NCAA LEADERS

PROGRAMS RETURNING 85%+ OF SCORING  
This Season (Courtesy College Hockey Inc.)

PROGRAM	GOALS	PTS
Harvard	<b>99%</b>	<b>98%</b>
Bentley	<b>92%</b>	<b>92%</b>
Dartmouth	<b>92%</b>	<b>91%</b>
► Cornell	<b>88%</b>	<b>86%</b>

MOST GOALS RETURNING  
This Season (Courtesy College Hockey Inc.)

PROGRAM	GOALS
Denver	<b>129</b>
Michigan State	<b>102</b>
► Cornell	<b>101</b>
Boston College	<b>98</b>

MOST POINTS RETURNING  
This Season (Courtesy College Hockey Inc.)

PROGRAM	POINTS
Denver	<b>328</b>
Boston College	<b>303</b>
Michigan State	<b>278</b>
► Cornell	<b>266</b>
New Hampshire	<b>252</b>

## CORNELL NATIONALLY...



2024-25 TEAM STATISTICS (as of 11/28/24)

	STAT	NCAA	ECAC
FACEOFF WIN PERCENTAGE	.531	13th	3rd
PENALTY KILL PERCENTAGE	.792	T-36th	8th
POWER-PLAY PERCENTAGE	.115	T-56th	T-10th
SCORING DEFENSE	2.00	10th	2nd
SCORING MARGIN	+1.13	11th	2nd
SCORING OFFENSE	3.13	21st	4th
TOTAL ASSISTS	39	T-54th	T-7th
PIM PER GAME	8.88	41st	9th
TOTAL POINTS	64	T-54th	7th
TOTAL PIM	71	60th	9th
POWER-PLAY GOALS	3	T-56th	T-9th
SHORT-HANDED GOALS	1	T-21st	T-4th
WIN PERCENTAGE	.625	18th	4th

2024-25 INDIVIDUAL LEADERS (as of 11/28/24)

	STAT	NCAA	ECAC
FACEOFFS WON			
Ryan Walsh	106	T-54th	4th
GAME-WINNING GOALS			
Dalton Bancroft	2	T-13th	T-2nd
GOALTENDER WIN PERCENTAGE			
Ian Shane	.625	T-25th	T-5th
GOALS-AGAINST AVERAGE			
Ian Shane	1.85	15th	3rd
GOALS PER GAME			
Dalton Bancroft	0.50	T-38th	T-7th
Ryan Walsh	0.50	T-38th	T-7th
POINTS PER GAME			
Ryan Walsh	1.00	T-43rd	T-8th
SAVE PERCENTAGE			
Ian Shane	.918	23rd	4th
SHORT-HANDED GOALS			
Kyle Penney	1	T-9th	T-3rd
SHUTOUTS			
Ian Shane	1	T-12th	T-1st

## CORNELL IN THE RANKINGS

DATE	PAIRWISE	USCHO	USA/TRL
Preseason	N/A	9 (585)	9 (429)
Oct. 7	N/A	7 (615)	7 (458)
Oct. 14	N/A	8 (614)	7 (465)
Oct. 21	N/A	8 (602)	8 (441)
Oct. 28	N/A	9 (579)	8 (456)
Nov. 4	N/A	6 (753)	6 (527)
Nov. 11	N/A	6 (701)	5 (505)
Nov. 18	N/A	8 (579)	7 (431)
Nov. 25	N/A	11 (463)	11 (309)

Pairwise not officially acknowledged until first full weekend of December due to sample size

## AYE, AYE, CAPTAIN!

► Senior forward **KYLE PENNEY** was named captain of the Cornell hockey team for a second consecutive season on Sept. 5.

► Penney is the seventh player under **MIKE SCHAFER** '86's tenure as the Big Red's head coach to be named a two-time captain, joining **MITCH VANDERLAAN** '19, **JOHN MCCARRON** '15, **COLIN GREENING** '10, **STEPHEN BÂBY** '03, **KYLE KNOPP** '99, and **BRAD CHARTRAND** '96. Penney is the 14th player in Cornell program history to be named a two-time captain.

► "He does everything the right way and cares about his teammates," Schafer said. "He connects across all classes, and he's done that since he's been here. He speaks up and picks his spots to make his point. He's not soft-spoken but doesn't waste his words. He checks all the boxes of great leaders. It's an honor for him to be a two-time captain, and it was going to be evident that the honor was going to be bestowed upon him by his teammates."

► Joining Penney on the leadership team for the season will be senior defensemen **HANK KEMPF** and **TIM REGO** and senior forward **JACK O'LEARY**, who will all serve as alternate captains.

► O'Leary is the second player in Cornell program history to be named an alternate captain in consecutive seasons, joining **COLE BARDREAU** '15 (2013-14 and 2014-15).

## CORNELL + PAIRWISE = WISE PAIR

► Cornell is one of four programs to have finished in the top 16 of the annual Pairwise Comparison Ratings at least seven times since 2015-16, joining Denver (eight), North Dakota (seven), and Quinnipiac (seven).

► Over the last eight years, seven of which Cornell has competed, the Big Red has an average finish in the Pairwise of 11.0, ranking fifth among Division I programs, trailing Denver (7.0), Minnesota (8.9), North Dakota (9.9), and Minnesota State (10.9).

► The Big Red's average finish in the Pairwise rankings over the last eight years paces all ECAC Hockey programs by 2.5 points (Quinnipiac — 13.5) and is ahead of Boston University (14.3), who owns the top Pairwise finish among Hockey East programs, by 3.3 points.

## HAIL TO THEE, OUR ALMA MATER!

► **MIKE SCHAFER** '86, the Jay R. Bloom '77 Head Coach of Cornell Men's Ice Hockey, is one of 24 Division I head coaches to serve as their alma mater's head coach this season.

► Roughly 38 percent of the 64 active Division I programs will have an alumnus as their head coach this season. ECAC Hockey paces the nation with six alums as Schafer is joined by Yale's Keith Allain, Harvard's Ted Donato, Colgate's Mike Harder, Clarkson's Jean-François Houle, and Brown's Brendan Whittet. The NCHC is right behind ECAC Hockey with five alums.

## ALL HE DOES IS WIN, WIN, WIN

► **MIKE SCHAFER** '86, the Jay R. Bloom '77 Head Coach of Cornell Men's Ice Hockey, is one of six active Division I men's hockey head coaches with 500 career victories.

► Schafer's 546 wins are the 18th-most wins by a Division I head coach in college hockey history and is nine wins shy of matching former Michigan Tech head coach John MacInnes, who won 555 games with the Huskies during his 26-year tenure from 1956-82.

► Among active Division I men's head coaches, Schafer has the fourth-most career wins, trailing Quinnipiac's Rand Pecknold (648), Mercyhurst's Rick Gotkin (609), and Notre Dame's Jeff Jackson (594).

## IT'S JUST A NUMBER...

► Freshman goaltender **JUSTIN KATZ** (No. 37) and sophomore forward **JONATHAN CASTAGNA** (No. 38) are the first players to wear their respective sweater numbers in Cornell men's hockey history.

► Katz's No. 37 is the highest number worn by a Big Red goaltender since **EDDY SKAZYK** was the bearer of a No. 39 sweater for two seasons with the Big Red from 1994-96.

► Castagna is the first forward in Cornell program history to wear a number north of 30 and his No. 38 sweater is the highest number ever worn by a Big Red player since Skazyk's No. 39 was donned between the 1994-95 and 1995-96 seasons.

► Fellow sophomore **MARIAN MOSKO** is the first defenseman to wear No. 13 since the first bearer of the oft-deemed "unlucky" No. 13, **LANE MONTESANO**, who split time as a forward and defenseman between the 1957-58 and 1958-59 seasons.

## NCAA LEADERS

TOP AVERAGE FINISH IN PAIRWISE RANKINGS  
Last Eight Years

SCHOOL	TOP 16s	AVG
Denver	8	7.0
Minnesota	6	8.9
North Dakota	7	9.9
Minnesota State	6	10.9
► Cornell	7	11.0
St. Cloud State	6	11.8
Minnesota Duluth	6	12.1
Quinnipiac	7	13.5
Boston University	6	14.3

## NCAA LEADERS

ACTIVE HEAD COACHES WITH 500+ WINS  
Division I Head Coaches (as of 11/25/24)

SCHOOL	SCHOOL	WINS
Rand Pecknold	Quinnipiac	648
Rick Gotkin	Mercyhurst	609
Jeff Jackson	Notre Dame	594
► Mike Schafer	Cornell	546
Frank Serratore	Air Force	513
Bob Daniels	Ferris State	501



ECAC WEEKLY HONORS

DATE	AWARD	PLAYER (SCHOOL)
Oct. 8	Forward	Ayrton Martino (Clarkson)
	Defender	John Prokop (Union)
	Rookie	Isaac Tremblay (St. Lawrence)
	Goalie	Mason Kucenski (St. Lawrence)
Oct. 14	Forward	Tyler Hotson (RPI)
	Defender	Max Smolinski (RPI)
	Rookie	Jared Mangan (Clarkson)
	Goalie	Matej Marinov (Quinnipiac)
Oct. 21	Forward	Ben Muthersbaugh (Union)
	Defender	Mason Waite (St. Lawrence)
	Rookie	Ben Muthersbaugh (Union)
	Goalie	Mason Kucenski (St. Lawrence)
Oct. 28	Forward	Brett Chorske (Colgate)
	Defender	Nic Belpedio (Colgate)
	Rookie	Ben Muthersbaugh (Union)
	Goalie	Ethan Langenegger (Clarkson)
Nov. 4	Forward	Ryan Walsh (Cornell)
	Defender	William Gilson (RPI)
	Rookie	Hayden Stavroff (Dartmouth)
	Goalie	Ian Shane (Cornell)
Nov. 11	Forward	Dalton Bancroft (Cornell)
	Defender	CJ Foley (Dartmouth)
	Rookie	Donovan Frias (Yale)
	Goalie	Aku Koskenvuo (Harvard)
Nov. 18	Forward	Ayrton Martino (Clarkson)
	Defender	Mason Langenbrunner (Harvard)
	Rookie	Luka Sukovic (Clarkson)
	Goalie	Ethan Pearson (Princeton)
Nov. 25	Forward	Brett Chorske (Colgate)
	Defender	Ben Robertson (Cornell)
	Rookie	Charlie Gollob (Brown)
	Goalie	Lawton Zacher (Brown)

STANDINGS AND SCHEDULES

ECAC HOCKEY												OVERALL					
OPPONENT	PTS	GP	W	L	T	OW	OL	SW	GF	GA		GP	W	L	T	GF	GA
Colgate	13	6	4	1	1	1	0	1	21	16		16	7	7	2	49	58
Dartmouth	13	5	4	0	1	0	0	0	19	11		6	5	0	1	24	13
Quinnipiac	10	6	3	3	0	0	1	0	14	14		12	6	6	0	36	29
Clarkson	9	4	3	1	0	0	0	0	11	3		14	9	4	1	40	26
Union	9	4	3	1	0	0	0	0	15	10		11	7	3	1	40	32
Cornell	9	6	2	2	2	0	0	1	16	12		8	4	2	2	25	16
Yale	8	6	2	3	1	0	0	1	13	18		8	2	5	1	14	29
Brown	7	6	2	3	1	0	0	1	10	13		6	2	3	1	10	13
Harvard	6	5	2	2	1	1	0	0	12	11		6	2	3	1	15	16
Princeton	5	6	1	4	1	0	1	0	10	18		6	1	4	1	10	18
RPI	3	4	1	3	0	0	0	0	10	15		10	5	4	1	36	32
St. Lawrence	1	4	0	4	0	0	1	0	4	14		13	4	9	0	28	36

IVY LEAGUE												OVERALL					
OPPONENT	PTS	GP	W	L	T	OW	OL	SW	GF	GA		GP	W	L	T	GF	GA
Dartmouth	9	3	3	0	0	0	0	0	11	5		5	5	0	0	20	9
Cornell	9	5	2	1	2	0	0	1	15	9		8	4	2	2	25	16
Princeton	5	5	1	3	1	0	1	0	9	16		6	1	4	1	10	18
Harvard	3	3	1	1	1	1	0	0	7	7		6	2	3	1	15	16
Yale	2	1	0	0	1	0	0	1	2	2		8	2	5	1	14	29
Brown	2	2	0	1	1	0	0	1	2	4		5	1	3	1	8	12

LAST WEEK'S SCORES												THIS WEEK'S SCHEDULE					
Friday, Nov. 22												Friday, Nov. 29					
#18 Quinnipiac 3, #8 Cornell 1												#15 Dartmouth at #4 Boston College, 7:00					
Brown 1, #19 Clarkson 0												#12 Ohio State at Princeton, 7:00					
#20 UMass 5, Harvard 3												Air Force at Brown, 7:00					
Colgate 2, Princeton 1												Union at Niagara, 7:00					
Yale 5, St. Lawrence 1												Yale at LIU, 7:30					
Saturday, Nov. 23												ADIRONDACK WINTER INVITATIONAL					
#8 Cornell 5, Princeton 0												Lake Placid, N.Y.					
Colgate 3, #18 Quinnipiac 2 (OT)												St. Lawrence vs. #16 UMass Lowell, 4:00					
#19 Clarkson 4, Yale 0												#20 Clarkson vs. #10 Providence, 7:00					
Brown 2, St. Lawrence 1 (OT)												FRIENDSHIP FOUR					
Tuesday, Nov. 26												Belfast, Northern Ireland					
Penn State 3, Colgate 2												Harvard vs. Notre Dame, 2:00 ET					
Wednesday, Nov. 27												FROZEN APPLE					
Penn State 7, Colgate 1												New York, N.Y.					
												#18 Quinnipiac vs. #11 Cornell, 8:00					
												ADIRONDACK WINTER INVITATIONAL					
												Lake Placid, N.Y.					
												#10 Providence vs. St. Lawrence, 4:00					
												#20 Clarkson vs. #16 UMass Lowell, 7:00					
												FRIENDSHIP FOUR					
												Belfast, Northern Ireland					
												Harvard vs. Boston U./Merrimack, TBA					
												Sunday, Dec. 1					
												#5 Maine at RPI, 3:00					
												#15 Dartmouth at Vermont, 4:00					

ECAC HOCKEY PRESEASON POLL

- The conference office announced Sept. 25 that Cornell was picked to finish first in the ECAC Hockey preseason poll following a vote among the league's 12 head coaches.
- Cornell received 10 of the 12 first-place votes and finished with a league-leading 120 points. Quinnipiac garnered the other two first-place votes and concluded with a point total of 111.
- Dartmouth (93 points) and Clarkson (82 points) were picked third and fourth, respectively, in the poll, while Colgate (75 points), Harvard (73 points), St. Lawrence (66 points), and Union (60 points) assumed fifth through eighth place. Princeton (32 points), Yale (30 points), RPI (26 points), and Brown (24 points) rounded out the poll.
- Along with the ECAC Hockey preseason poll, junior forward **DALTON BANCROFT**, sophomore defenseman **BEN ROBERTSON**, and senior goaltender **IAN SHANE** were named to the Preseason All-ECAC Hockey team, making Cornell the lone ECAC Hockey program with multiple players to earn preseason accolades.
- Shane received preseason honors from ECAC Hockey for a second straight year and was the lone unanimous selection on this year's team. Robertson was one of two blueliners named and Bancroft was one of three forwards named to the preseason team.

ECAC PRESEASON POLL	
2024-25 ECAC HOCKEY PRESEASON POLL	
As Voted On By League's Head Coaches	
PROGRAM (First-Place Votes)	POINTS
► Cornell (10)	120
Quinnipiac (2)	111
Dartmouth	93
Clarkson	82
Colgate	75
Harvard	73
St. Lawrence	66
Union	60
Princeton	32
Yale	30
RPI	26
Brown	24



SERIES HISTORY



VS



SERIES HISTORY

CORNELL LEADS, 27-21-4

Ithaca, N.Y. (Lynah Rink):	15-11-1 (15-11-1)
Hamden, Conn. (M&T Bank Arena):	10-9-3 (10-9-3)
Neutral Sites:	1-0-0
Under Mike Schafer:	27-20-4

SCORING RECORDS

CORNELL

Ithaca:	9
COR, 9-1 (3/9/2018)	
Hamden:	5
COR, 5-4 (3/12/2016)	
Neutral Site:	6
COR, 6-1 (3/23/2002)	

QUINNIPIAC

Ithaca:	5
QU, 5-4 (OT) (11/7/2015)	
Hamden:	10
QU, 10-0 (3/16/2013)	
Neutral Site:	1
COR, 6-1 (3/23/2002)	

GAME-BY-GAME RESULTS

DATE	COR RK	QU RK	SITE	SCORE
1/6/2001			Ithaca, N.Y.	T, 2-2 (OT)
3/23/2002	#9		Worcester, Mass.	W, 6-1
12/3/2005	#11		Ithaca, N.Y.	W, 2-1
1/13/2006	#7		Northford, Conn.	W, 6-0
11/18/2006	#12		Northford, Conn.	L, 2-5
2/16/2007	#18	#20	Ithaca, N.Y.	W, 2-0
3/9/2007	#20		Ithaca, N.Y.	L, 0-1 (OT)
3/10/2007	#20		Ithaca, N.Y.	L, 2-3
11/3/2007			Ithaca, N.Y.	W, 5-3
2/22/2008		#19	Hamden, Conn.	W, 3-2 (OT)
11/8/2008	#17		Hamden, Conn.	T, 0-0 (OT)
2/6/2009	#5		Ithaca, N.Y.	W, 2-1 (OT)
11/21/2009	#5	#13	Ithaca, N.Y.	L, 2-3
2/5/2010	#5		Hamden, Conn.	W, 2-0
11/12/2010			Ithaca, N.Y.	W, 4-1
1/8/2011			Hamden, Conn.	W, 3-2 (OT)
3/11/2011			Ithaca, N.Y.	W, 2-1
3/12/2011			Ithaca, N.Y.	L, 0-1
3/13/2011			Ithaca, N.Y.	W, 3-2 (OT)
11/19/2011	#18		Ithaca, N.Y.	W, 4-0
1/13/2012	#9		Hamden, Conn.	W, 3-2
11/10/2012	#4		Hamden, Conn.	L, 1-4
2/8/2013		#2	Ithaca, N.Y.	L, 1-4
3/15/2013	#1		Hamden, Conn.	W, 3-2
3/16/2013	#1		Hamden, Conn.	L, 0-10
3/17/2013	#1		Hamden, Conn.	L, 2-3 (2OT)
11/2/2013	#14	#7	Ithaca, N.Y.	L, 0-3
2/21/2014	#13	#5	Hamden, Conn.	W, 2-1
11/8/2014			Hamden, Conn.	L, 0-1
2/6/2015		#16	Ithaca, N.Y.	L, 0-1 (OT)
11/7/2015	#5		Ithaca, N.Y.	L, 4-5 (OT)
2/5/2016	#17	#1	Hamden, Conn.	T, 2-2 (OT)
3/11/2016	#15	#1	Hamden, Conn.	L, 2-5
3/12/2016	#15	#1	Hamden, Conn.	W, 5-4
3/13/2016	#15	#1	Hamden, Conn.	L, 3-6
11/18/2016		#4	Ithaca, N.Y.	L, 1-3
1/14/2017	#19	#15	Hamden, Conn.	W, 2-1
11/3/2017	#18	#11	Hamden, Conn.	W, 2-1
1/6/2018	#5		Ithaca, N.Y.	W, 1-0
3/9/2018	#2		Ithaca, N.Y.	W, 9-1
3/10/2018	#2		Ithaca, N.Y.	W, 2-0
11/16/2018	#17	#14	Ithaca, N.Y.	L, 2-4
1/5/2019	#20	#5	Hamden, Conn.	T, 2-2 (OT)
11/22/2019	#2		Ithaca, N.Y.	W, 2-1
1/31/2020	#1	#18	Hamden, Conn.	L, 0-5
1/22/2022	#8	#1	Ithaca, N.Y.	W, 2-1 (OT)
2/25/2022	#18	#5	Hamden, Conn.	W, 1-0
11/5/2022		#7	Hamden, Conn.	L, 0-2
1/20/2023	#16	#1	Ithaca, N.Y.	W, 4-0
11/17/2023	#10	#7	Hamden, Conn.	L, 4-8
1/20/2024	#14	#3	Ithaca, N.Y.	W, 3-2 (OT)
11/22/2024	#8	#16	Ithaca, N.Y.	L, 1-3

SCOUTING QUINNIPIAC

- No. 18-ranked Quinnipiac enters tonight with a 6-6-0 overall record and a 3-3-0 mark in ECAC Hockey play. The Bobcats are coming off splitting its Central New York road trip last weekend, where they defeated Cornell at Lynah Rink, 3-1, before dropping an overtime decision to Colgate, 3-2.
- Jeremy Wilmer (4-9—13) leads the Bobcats in assists and points. Mason Marcellus (4-8—12), Travis Treloar (5-5—10), and Andon Cerbone (2-8—10) join Wilmer in logging double-digit-point totals. Treloar, Aaron Schwartz (5-3—8), and Tyler Borgula (5-2—7) are tied for the team lead in goals.
- Sophomore Dylan Silverstein (4-4-0, 1.91, .921) has been Quinnipiac's starting goaltender in three of the last four games, aiding Quinnipiac to a 2-1-0 record. Fellow sophomore Matej Marinov (2-2-0, 2.90, .891) has started in four of his five outings this season, most recently stopping 18 shots in a victory over Brown on Nov. 15.

23 YEARS, 268 MILES, 52 MEETINGS

- Cornell and Quinnipiac will meet for the 53rd time tonight. The Big Red leads the series 27-21-4 and is 10-5-1 over its last 16 games against the Bobcats.
- The results of the last six games have alternated between Cornell and Quinnipiac. Should Quinnipiac register a victory tonight, the Bobcats will have won consecutive games against the Big Red for the first time since posting a 6-3 victory at M&T Bank Arena on March 13, 2016, in the decisive third game of the 2016 ECAC Hockey Championship quarterfinals, and defeating Cornell, 3-1, at Lynah Rink on Nov. 18, 2016.
- Tonight's game marks the fifth consecutive game which Cornell and Quinnipiac will be playing each other as ranked opponents. Of the soon-to-be 53 meetings between the programs, tonight will be the 20th time both teams will be playing each other when ranked in the top 20 of the USCHO.com poll (37.7 percent of matchups).
- The Big Red will be playing a ranked Bobcats squad for the ninth consecutive time. Of the last 30 games between the ECAC Hockey rivals, 25 have featured Quinnipiac being ranked at the time of the contest. Cornell has a record of 11-15-2 against a ranked Quinnipiac squad.
- Tonight will mark the second-ever meeting between the two programs at a neutral site. In their only previous meeting away from either team's home ice, Cornell defeated Quinnipiac 6-1 in the semifinal of the Worcester Regional during the 2002 NCAA Division I Men's Hockey Championship.
- Junior forward **DALTON BANCROFT** has scored five goals against Quinnipiac over four career games, tying **BRIAN FERLIN** for the second-most goals scored by a Cornell player against the Bobcats. Should he score tonight, Bancroft would match **JOE DEVIN** '11 and **MITCH VANDERLAAN** '19 for the most goals scored against Quinnipiac by a Cornell player in program history.

CORNELL PLAYERS VS. QUINNIPIAC

PLAYER	GP	G	A	PTS	SH	SH%	+/-	PIM	PPG	SHG	GWG	BLK	FOW	FOL	FO%
Dalton Bancroft	4	5	1	6	11	.455	1	0	1	0	1	4	1	0	1.000
Ondrej Psenicka	7	2	1	3	14	.143	-1	0	1	0	0	6	9	11	.450
Michael Suda	4	0	3	3	3	.000	-1	0	0	0	0	5	0	0	.000
Jonathan Castagna	3	2	0	2	3	.667	-1	0	0	0	0	1	25	24	.510
Tim Rego	6	0	2	2	4	.000	0	2	0	0	0	4	0	0	.000
Ben Robertson	3	0	2	2	5	.000	1	0	0	0	0	3	0	0	.000
Jack O'Leary	5	1	1	2	5	.200	1	0	0	0	0	1	1	1	.500
Kyle Penney	7	0	1	1	10	.000	3	2	0	0	0	10	5	5	.500
Nick DeSantis	5	0	1	1	3	.000	-1	2	0	0	0	2	0	0	.000
Sullivan Mack	4	0	1	1	6	.000	1	2	0	0	0	3	0	0	.000
George Fegaras	3	0	1	1	3	.000	-1	2	0	0	0	5	0	0	.000
Jake Kraft	3	0	1	1	1	.000	-3	0	0	0	0	1	0	1	.000
Hoyt Stanley	3	0	1	1	4	.000	-2	0	0	0	0	4	0	0	.000
Hank Kempf	7	0	0	0	5	.000	0	6	0	0	0	12	0	0	.000
Sean Donaldson	3	0	0	0	0	.000	-1	0	0	0	0	0	0	1	.000
Kyler Kovich	3	0	0	0	2	.000	0	2	0	0	0	0	2	0	1.000
Winter Wallace	3	0	0	0	1	.000	-1	4	0	0	0	2	0	0	.000
Ryan Walsh	3	0	0	0	4	.000	-3	2	0	0	0	1	17	29	.370
Tyler Catalano	2	0	0	0	0	.000	0	0	0	0	0	0	8	9	.471
Luke Devlin	2	0	0	0	1	.000	-1	2	0	0	0	0	3	4	.429
Marian Mosko	2	0	0	0	1	.000	0	0	0	0	0	2	0	0	.000
Charlie Major	1	0	0	0	1	.000	0	0	0	0	0	1	5	7	.417
TOTALS	83	10	16	26	87	.119	-9	26	2	0	1	67	79	92	.452
GOALTENDER	GP	GS	W	L	T	W%	MIN	GA	GAA	SV	SV%	PPG	SHG	SHO	
Ian Shane	7	7	4	2	0	.667	374:03	9	1.44	170	.950	2	1	2	
Remington Keopple	1	0	0	1	0	.000	49:40	5	6.04	22	.815	1	0	0	
TOTALS	8	7	4	3	0	.571	365:45	14	1.98	192	.932	3	1	2	

SERIES HISTORY



AT



ALL-TIME HISTORY

CORNELL RECORD: 18-8-2

SCORING RECORDS

CORNELL			OPPONENT'S		
MSG III:	6	MSG III:	8, (2x)		
COR 6, SLU 1 (12/22/1964)			Last: CGK 8, COR 3 (12/20/1962)		
MSG IV:	10	MSG IV:	7		
COR 10, BC 7 (1/3/1975)			COR 10, BC 7 (1/3/1975)		

GAME-BY-GAME RESULTS

MADISON SQUARE GARDEN III (5-3-0)

DATE	COR RK	OPP RK	OPPONENT	SCORE
12/20/1962			Clarkson	L, 3-8
12/21/1962			St. Lawrence	L, 0-8
12/21/1964			Brown	L, 4-6
12/22/1964			St. Lawrence	W, 6-1
12/21/1965			Colgate	W, 3-1
12/22/1965			St. Lawrence	W, 5-2
12/21/1967			Clarkson	W, 5-2
12/22/1967			Brown	W, 3-2

MADISON SQUARE GARDEN IV (13-5-2)

DATE	COR RK	OPP RK	OPPONENT	SCORE
12/22/1969			RPI	W, 9-0
12/23/1969			St. Lawrence	W, 7-2
1/3/1975			Boston College	W, 10-7
1/5/1975			St. Lawrence	W, 7-4
1/2/1976			Clarkson	L, 2-4
1/4/1976			Penn	W, 8-2
11/24/2007			Boston University	L, 3-6
11/28/2009	#7		Boston University	T, 3-3 (OT)
11/26/2011	#17	#15	Boston University	L, 1-2 (OT)
11/24/2012	#13	#19	Michigan	W, 5-1
11/30/2013	#14		Boston University	L, 2-3
11/29/2014			Penn State	W, 3-1
11/28/2015	#16	#11	Boston University	T, 3-3 (SOL)
11/26/2016			New Hampshire	W, 3-1
11/25/2017	#7	#19	Boston University	W, 4-3
11/24/2018	#15		Harvard	L, 1-4
11/30/2019	#2		Boston University	W, 2-0
11/27/2021	#10		Boston University	W, 6-4
11/26/2022		#6	UConn	W, 6-0
11/25/2023	#16	#5	Boston University	W, 2-1

FROZEN APPLE

DATE	COR RK	OPP RK	OPPONENT	SCORE
11/24/2012	#13	#19	Michigan	W, 5-1
11/29/2014			Penn State	W, 3-1
11/26/2016			New Hampshire	W, 3-1
11/24/2018	#15		Harvard	L, 1-4
11/26/2022		#6	UConn	W, 6-0

RED HOT HOCKEY

DATE	COR RK	OPP RK	OPPONENT	SCORE
11/24/2007			Boston University	L, 3-6
11/28/2009	#7		Boston University	T, 3-3 (OT)
11/26/2011	#17	#15	Boston University	L, 1-2 (OT)
11/30/2013	#14		Boston University	L, 2-3
11/28/2015	#16	#11	Boston University	T, 3-3 (SOL)
11/25/2017	#7	#19	Boston University	W, 4-3
11/30/2019	#2		Boston University	W, 2-0
11/27/2021	#10		Boston University	W, 6-4
11/25/2023	#16	#5	Boston University	W, 2-1

LIGHTING THE LAMP AT MSG

► Junior forward **ONDREJ PSENICKA** has scored in each of his first three games at Madison Square Garden. His three-game goal streak makes him one of four Big Red players to have scored in at least three consecutive games at the venue, joining **BRIAN CAMPBELL**, who scored in four consecutive games between 1975 and 1976, **JOHN HUGHES** (three-game streak from 1967-69) and **TREVOR YATES** (three-game streak from 2015-17).

► By scoring a goal tonight, Psenicka would join Campbell as the only Big Red players to score in four consecutive games at Madison Square Garden. Campbell achieved this feat across the 1975-76 and 1976-77 seasons.

► Thanks to his hat trick against No. 6-ranked UConn at the latest rendition of the Frozen Apple in 2022, junior forward **DALTON BANCROFT** is tied with **DAVE GROULX**, **DAVE PEACE**, **DICK BERTRAND**, **GARTH RYAN**, **JIM VAUGHAN**, **PAUL ALTHOUSE**, Yates, and Psenicka for the fourth-most goals scored by a Big Red player at Madison Square Garden. Only Campbell (5), **JOHN HUGHES** (5), and **DOUG FERGUSON** (4) have scored more at the venue.

LOOKING TO EXTEND THE STREAK

► Cornell has won its last four games at Madison Square Garden, outscoring its opponents 16-5. The Big Red has held the opposition to one goal or fewer three times during its four-game winning streak in New York City.

► With a win tonight, Cornell will have won five straight games at Madison Square Garden for the first time since compiling a nine-game win streak between Madison Square Garden III (final five games) and Madison Square Garden IV (first four games).

SHANE IS A PUCK STOPPER

► In two career appearances at Madison Square Garden, senior goaltender **IAN SHANE** has stopped 62 of the 63 shots he has faced, leading to a 0.50 goals-against average and a .984 save percentage.

► Shane made his Madison Square Garden debut by making 27 saves to lead Cornell to a 6-0 shutout of then-No. 6-ranked UConn during the last iteration of the Frozen Apple on Nov. 26, 2022. Last season, Shane stopped 35-of-36 shots to aid the Big Red in hoisting the Kelley-Harkness Cup for a fourth consecutive time over Boston University.

CORNELL RECORD BOOK

CONSECUTIVE GAMES WITH A GOAL AT MSG  
*Cornell Program History*

PLAYER	YEAR(S)	STREAK	GOALS
Brian Campbell	1975-76	4	5
John Hughes	1967-69	3	5
Trevor Yates	2015-17	3	3
► Ondrej Psenicka	2021-23	3	3

MOST GOALS SCORED AT MSG  
*Cornell Program History*

PLAYER	YEAR(S)	GP	GOALS
Brian Campbell	1975-76	4	5
John Hughes	1967-69	4	5
Doug Ferguson	1964-65	4	4
► Dalton Bancroft	2022-23	2	3
► Ondrej Psenicka	2021-23	3	3
7 others tied with...			3

CORNELL PLAYERS AT MADISON SQUARE GARDEN

PLAYER	GP	G	A	PTS	SH	SH%	+/-	PIM	PPG	SHG	GWG	BLK	FOW	FOL	FO%
Ondrej Psenicka	3	3	0	3	9	.333	+4	2	0	0	1	0	0	0	—
Dalton Bancroft	2	3	0	3	5	.600	+2	0	1	0	1	2	0	0	—
Tim Rego	3	0	3	3	3	.000	+2	4	0	0	0	5	0	0	—
Sullivan Mack	2	0	2	2	1	.000	+1	0	0	0	0	1	0	0	—
Kyler Kovich	1	1	0	1	2	.500	+1	0	0	0	0	1	0	0	—
Ryan Walsh	1	1	0	1	4	.250	-1	0	1	0	0	0	6	6	.500
Kyle Penney	3	0	1	1	4	.000	+2	0	0	0	0	4	8	11	.421
Michael Suda	2	0	1	1	3	.000	+1	0	0	0	0	3	0	0	—
Jonathan Castagna	1	0	1	1	1	.000	+1	0	0	0	0	1	8	4	.667
Nick DeSantis	1	0	1	1	1	.000	+1	2	0	0	0	1	0	0	—
Ben Robertson	1	0	1	1	1	.000	E	0	0	0	0	0	0	0	—
Hank Kempf	3	0	0	0	1	.000	+1	0	0	0	0	9	0	0	—
Sean Donaldson	2	0	0	0	4	.000	+1	0	0	0	0	0	0	0	—
Jack O'Leary	2	0	0	0	2	.000	E	0	0	0	0	1	0	0	—
Luke Devlin	1	0	0	0	0	.000	E	0	0	0	0	0	1	0	1.000
George Fegasas	1	0	0	0	0	.000	E	0	0	0	0	0	0	0	—
Jake Kraft	1	0	0	0	0	.000	E	0	0	0	0	0	0	0	—
Hoyt Stanley	1	0	0	0	1	.000	E	2	0	0	0	0	0	0	—
Winter Wallace	1	0	0	0	0	.000	E	2	0	0	0	0	0	0	—
TOTALS	32	8	10	18	42	.190	+16	12	2	0	2	28	23	21	.523
GOALTENDER	GP	GS	W	L	T	W%	MIN	GA	GAA	SV	SV%	PPG	SHG	SHO	
Ian Shane	2	2	2	0	0	1.000	120:00	1	0.50	62	.984	0	0	1	

YEAR-BY-YEAR RESULTS

SEASON	RECORD	W%	GF	GA	+/-
1957-58	2-4-1	.357	37	48	-11
1958-59	3-10-0	.231	26	105	-79
1959-60	1-7-0	.125	17	66	-49
1960-61	3-8-0	.273	40	36	+4
1961-62	8-2-0	.800	50	20	+30
1962-63	5-4-1	.550	44	31	+13
1963-64	5-5-1	.500	35	37	-2
1964-65	11-2-0	.846	91	37	+54
1965-66	13-1-0	.929	95	22	+73
1966-67	10-1-0	.909	76	18	+58
1967-68	12-0-0	1.000	77	15	+62
1968-69	12-0-0	1.000	94	15	+79
1969-70	12-0-0	1.000	86	20	+66
1970-71	13-0-0	1.000	88	23	+65
1971-72	12-1-0	.923	95	30	+65
1972-73	14-0-1	.967	99	42	+57
1973-74	11-1-0	.917	74	40	+34
1974-75	9-3-1	.731	74	43	+31
1975-76	10-3-0	.769	82	42	+40
1976-77	14-2-0	.875	124	63	+61
1977-78	13-1-1	.900	126	51	+75
1978-79	13-3-0	.813	93	52	+41
1979-80	8-5-0	.615	67	50	+17
1980-81	12-1-0	.923	70	27	+43
1981-82	6-8-0	.429	59	47	+12
1982-83	9-1-2	.833	54	33	+21
1983-84	7-5-0	.583	49	51	-2
1984-85	11-1-1	.885	72	43	+29
1985-86	6-4-4	.571	62	54	+8
1986-87	6-6-0	.500	59	55	+4
1987-88	10-5-0	.667	69	40	+29
1988-89	9-3-0	.750	52	31	+21
1989-90	10-2-2	.786	60	37	+23
1990-91	10-3-2	.733	73	39	+34
1991-92	6-3-2	.636	35	27	+8
1992-93	4-9-0	.308	39	53	-14
1993-94	5-7-2	.429	57	59	-2
1994-95	4-4-4	.500	48	39	+9
1995-96	11-1-2	.857	75	32	+43
1996-97	10-4-2	.688	62	42	+20
1997-98	6-6-0	.500	31	29	+2
1998-99	6-7-1	.464	43	44	-1
1999-00	11-3-0	.786	57	33	+24
2000-01	7-2-4	.692	33	26	+7
2001-02	14-1-1	.906	65	27	+38
2002-03	15-0-0	1.000	68	14	+54
2003-04	7-7-5	.500	46	41	+5
2004-05	15-0-1	.969	64	18	+46
2005-06	12-3-2	.765	55	36	+19
2006-07	9-7-2	.556	54	38	+16
2007-08	10-5-2	.647	58	32	+26
2008-09	12-3-1	.781	45	21	+24
2009-10	12-3-1	.781	53	28	+25
2010-11	9-8-1	.528	52	48	+4
2011-12	10-3-2	.733	41	24	+17
2012-13	6-5-2	.538	26	25	+1
2013-14	8-5-2	.600	33	32	+1
2014-15	7-7-3	.500	35	40	-5
2015-16	9-5-2	.625	46	39	+7
2016-17	9-4-3	.656	42	38	+4
2017-18	15-2-0	.882	62	24	+38
2018-19	12-6-0	.667	60	35	+25
2019-20	11-0-2	.923	50	19	+31
2020-21	— NO SEASON (COVID-19 PANDEMIC) —				
2021-22	9-4-3	.656	50	31	+19
2022-23	12-3-1	.781	56	26	+30
2023-24	10-3-2	.733	51	26	+25
2024-25	4-1-1	.750	20	10	+10
TOTALS	617-233-73	.708	3981	2419	+1562



If you've never been to a Big Red hockey game at Cornell's Lynah Rink, there are quite a few things you've never experienced. You've never camped in line to get season tickets and ensure your spot as one of the raucous and devoted "Lynah Faithful." But most importantly, if you've never been to Lynah, you've never experienced all the best that college hockey offers.

Lynah Rink, which enters its 68th year serving as the home of Big Red hockey this season, was formally dedicated on April 6, 1957, a month after its opening to the public on March 4, 1957. The facility, which was built following a \$500,000 anonymous donation (approximately \$5.59 million in 2024), honors the late **JAMES LYNAH '05**, who served as the director of athletics at Cornell from 1935-43.

The donation to build Lynah Rink resurrected the Cornell hockey program following a 10-year hiatus, ensuring hockey returned as a varsity sport for the 1957-58 season.

Cornell began sponsoring hockey as a varsity sport with the 1900-01 season, which featured all Big Red home games played on the university's outdoor rink on Beebe Lake. Due to a series of abnormally mild winters, the program was left — literally — on thin ice, causing Cornell to drop the program entirely after the 1947-48 campaign.

Since its opening in March of 1957, Lynah Rink has received numerous face-lifts since hosting its inaugural event on March 21, 1957, a 7-3 victory for the NHL's New York Rangers in an exhibiton against the Rochester Americans of the American Hockey League (AHL). Hockey Hall of Fame goaltender Gump Worsley stopped 44 shots in the victory for the Rangers.

Among the renovations, Cornell spent nearly \$1 million in the summer of 2000, to replace the rink floor, drainage system, frost protection and refrigeration piping, and adding new boards and seamless glass.

During the summer of 2006, a 16,700-square-foot expansion added new locker rooms, coaches offices, study lounges, new athletic training space, and approximately 450 new seats in the seating bowl.

Over last season's winter break, updated Cornell branding on the façade and south concourse brought a more modern look to the facility.

Though many physical aspects of Lynah Rink have changed over time, the crowd remains constant. Lynah Rink can hold 4,267 boisterous Cornell hockey fans, who provide unwavering support for the Big Red while creating an unparalleled atmosphere in college hockey.

Although many rinks in the nation are bigger in capacity, few are known to be louder. The Cornell fans, aptly named the "Lynah Faithful," stream into every home contest, making themselves as much a part of the game as the players do. Whether they're cheering for the Big Red or joining the pep band in their rendition of "Give My Regards to Davy," the Lynah Faithful reaffirms the old saying, "There's no place like home."

Since the doors opened on Lynah Rink, the Cornell men's hockey program has won a pair of NCAA Division I men's hockey championships in 1967 and 1970, garnering an ECAC Hockey-record 13 tournament championships (1967-70, 1973, 1980, 1986, 1996-97, 2003, 2005, 2010, 2024) and 26 Ivy League titles, 22 of which have been won outright.

NCAA HISTORY

TOP DIVISION I HOME WIN PERCENTAGES  
Mike Schafer Era (1995-Present) (as of 11/25/24)

TEAM	RECORD	W%
Michigan	395-121-37	.748
Quinnipiac	321-107-39	.729
North Dakota	405-135-57	.726
Boston College	325-115-41	.718
Denver	400-149-48	.710
► Cornell	287-108-48	.702
Minnesota	393-162-50	.691
Boston University	313-140-54	.671
Maine	316-142-54	.670
New Hampshire	319-152-55	.659





# MIKE SCHAFER '86

30TH SEASON AS HEAD COACH

**Years at Cornell:** 37th Season  
**College:** Cornell '86

**M**IKE SCHAFER '86, the longest-tenured head coach in Cornell men's hockey history, is currently in his 30th and final season at the helm of the Cornell men's hockey program after announcing on June 13, 2024, that he will retire following the conclusion of the 2024-25 season.

Former Cornell standout centerman and assistant coach, and current associate head coach, **CASEY JONES** '90 will replace Schafer beginning with the 2025-26 season.

When Schafer returned to his alma mater in the summer of 1995 to become the 12th head coach in Cornell men's hockey history, Schafer's goal was to bring the Big Red to a position of national prominence.

Schafer has accomplished that objective with his career coaching record of 544-289-111. His 544 victories are the second-most by any Cornell coach with a single team, trailing former softball head coach **DICK BLOOD** (623).

Cornell has consistently been ranked among the nation's elite under Schafer, which includes the Big Red being ranked in the top 20 of the USCHO.com poll 437 times since its inception in 1997-98.

Along with being one of Cornell's legendary head coaches, Schafer's 546 career victories rank fourth among active Division I men's head coaches and his .634 win percentage is the third-highest by an active Division I men's coach with at least 200 wins.

During his 29-plus seasons behind the Big Red bench, Schafer has guided Cornell to 14 NCAA Tournament appearances, which included a trip to Buffalo, N.Y., for the 2003 Frozen Four — the program's first since the 1979-80 campaign. Along with its Frozen Four appearance, the Big Red established the school record for wins (30), claiming one more victory than Cornell's 1969-70 national championship squad, who remains the lone Division I program to go undefeated in a single season (29-0-0). In addition to its 30 wins in 2002-03, Cornell had a 19-2-1 mark in ECAC Hockey play, signifying the program's best league play record since going 21-0-0 in 1969-70.

With Schafer serving as Cornell's bench boss, the Big Red have registered 14 20-win seasons and 17 campaigns with at least a .600 win percentage, including the last seven seasons in which the Big Red has competed. In ECAC Hockey play, the Schafer-led Big Red has won at least 10 conference games on 23 occasions, also including each of the last seven seasons.

In 2020, Schafer was named co-winner of the Spencer Penrose Award, given to the nation's top head coach, sharing the honor with North Dakota's Brad Berry. It was the first time Schafer won the award after being named ECAC Hockey's Coach of the Year five times (2002, 2003, 2005, 2018, 2020).

Cornell has claimed six Whitelaw Cup (ECAC Hockey tournament titles), two more than the late legendary **NED HARKNESS** for the most in Big Red history. Schafer also has guided Cornell to three Cleary Cups (ECAC's regular-season championships) over the past seven years.

Over his illustrious coaching career for Cornell, Schafer has coached 10 players to First Team All-America status (11 instances), eight Ivy League Players of the Year, six ECAC Hockey Ken Dryden Award winners (league's best goaltender), five Rookies of the Year in both ECAC Hockey and the Ivy League, and three ECAC Hockey Players of the Year.

Schafer and his wife, Diane, have two sons, Luke and John '18, and a daughter, Michelle.

## SCHAFER'S FILE

### COACHING EXPERIENCE

1986-90	Cornell (Assistant Coach)
1990-94	Western Michigan (Assistant Coach)
1994-95	Western Michigan (Associate Head Coach)
1995-Pres.	Cornell (Head Coach)

### PLAYING EXPERIENCE

1979-80	Georgetown Gemini (CJBHL)
1980-82	Guelph Platters (OPJHL)
1982-86	Cornell

### EDUCATION

<b>Cornell University</b>
B.A., Business Management & Marketing, 1986

### COACHING CAREER

SEASON	RECORD	W%	CONF.	W%
<b>CORNELL (1995 - PRESENT)</b>				
1995-96	21-9-4	.676	14-4-4	.727
1996-97	21-9-5	.671	14-6-2	.682
1997-98	15-16-2	.485	9-12-1	.432
1998-99	12-15-4	.452	9-10-3	.477
1999-00	16-14-2	.531	10-9-1	.525
2000-01	16-12-5	.561	11-8-3	.568
2001-02	25-8-2	.743	17-3-2	.818
2002-03	30-5-1	.847	19-2-1	.886
2003-04	16-10-6	.594	13-6-3	.659
2004-05	27-5-3	.814	18-2-2	.864
2005-06	22-9-4	.686	13-6-3	.659
2006-07	14-13-4	.516	10-8-4	.545
2007-08	19-14-3	.569	12-9-1	.568
2008-09	22-10-4	.667	13-6-3	.659
2009-10	21-9-4	.676	14-5-3	.705
2010-11	16-15-3	.515	11-9-2	.545
2011-12	19-9-7	.643	12-4-6	.682
2012-13	15-16-3	.485	8-11-3	.432
2013-14	17-10-5	.609	11-7-4	.591
2014-15	11-14-6	.452	9-9-4	.500
2015-16	16-11-7	.574	8-8-6	.500
2016-17	21-9-5	.671	13-4-5	.705
2017-18	25-6-2	.788	17-3-2	.818
2018-19	21-11-4	.639	13-5-4	.682
2019-20	23-2-4	.862	18-2-2	.864
2020-21	— NO SEASON (COVID-19 PANDEMIC) —			
2021-22	18-10-4	.625	12-6-4	.636
2022-23	21-11-2	.647	15-6-1	.705
2023-24	22-7-6	.714	12-6-4	.636
2024-25	4-2-2	.625	2-2-2	.500
<b>TOTALS</b>	<b>546-291-113</b>	<b>.634</b>	<b>357-178-85</b>	<b>.644</b>

## CORNELL'S RECORD UNDER SCHAFER

CATEGORY	2024-25	UNDER SCHAFER	STREAK	CATEGORY	2024-25	UNDER SCHAFER	STREAK	CATEGORY	2024-25	UNDER SCHAFER	STREAK
<b>Overall</b>	4-2-2	546-291-113	Won 1	<b>Cornell Scores First</b>	3-0-1	399-89-56	Won 1	<b>Leads after 1st period</b>	3-0-0	286-46-26	Won 15
<b>ECAC Hockey Game</b>	2-2-2	357-178-85	Won 1	<b>Opponent Scores First</b>	1-2-1	147-202-50	Lost 1	<b>Trails after 1st period</b>	1-0-1	66-147-30	Tied 1
<b>Ivy League Game</b>	2-1-2	195-94-35	Won 1					<b>Tied after 1st period</b>	0-2-1	194-98-57	Lost 2
<b>Non-Conference Game</b>	2-0-0	189-113-28	Won 2	<b>When Shutout</b>	0-0-0	0-49-7	Lost 5	<b>Leads after 2nd period</b>	2-0-0	418-22-29	Won 16
<b>Home</b>	4-1-1	288-108-48	Won 1	<b>Scores One Goal</b>	0-1-0	21-90-26	Lost 2	<b>Trails after 2nd period</b>	1-1-1	32-195-31	Tied 1
<b>Away</b>	0-1-1	196-127-53	Tied 1	<b>Scores Two Goals</b>	0-0-2	85-89-45	Tied 2	<b>Tied after 2nd period</b>	1-1-1	96-74-53	Lost 1
<b>Neutral Site</b>	0-0-0	62-56-12	Lost 1	<b>Scores Three Goals</b>	1-1-0	149-43-26	Lost 1	<b>Outshoots Opponent</b>	1-1-1	337-135-60	Lost 1
<b>October</b>	0-0-0	18-10-2	Won 2	<b>Scores Four Goals</b>	1-0-0	123-16-6	Won 6	<b>Outshot by Opponent</b>	1-1-1	190-145-50	Lost 1
<b>November</b>	4-2-2	139-65-24	Won 1	<b>Scores Five+ Goals</b>	2-0-0	168-4-3	Won 110	<b>Tied in Shots</b>	2-0-0	19-11-3	Won 3
<b>December</b>	0-0-0	53-31-19	Tied 2	<b>Shutout Opponent</b>	1-0-0	112-0-7	Won 26	<b>In Overtime</b>	0-0-2	51-44-113	Tied 3
<b>January</b>	0-0-0	111-61-35	Tied 1	<b>Allows One Goal</b>	2-0-0	193-16-26	Won 6	<b>In Shootouts</b>	1-1	10-11	Won 1
<b>February</b>	0-0-0	131-66-30	Tied 1	<b>Allows Two Goals</b>	0-0-2	159-50-45	Tied 2	<b>vs. Ranked Opponents</b>	2-2-1	121-106-31	Lost 1
<b>March</b>	0-0-0	94-57-3	Lost 1	<b>Allows Three Goals</b>	1-1-0	62-70-26	Lost 1				
<b>April</b>	0-0-0	0-1-0	Lost 1	<b>Allows Four Goals</b>	0-1-0	19-70-6	Lost 4				
				<b>Allows Five+ Goals</b>	0-0-0	1-85-3	Lost 52				

SCHAFER MISCELLANEA

SCHAFER'S ALL-TIME VICTORIES				
11/10/95	vs. Brown	W, 4-1	1	
1/19/98	at Colgate	W, 3-2 (OT)	50	
3/10/01	vs. Princeton	W, 2-1	100	
3/1/03	at Yale	W, 3-0	150	
10/28/05	vs. Michigan State	W, 4-2	200	
3/7/08	vs. Dartmouth	W, 3-2	250	
11/27/10	vs. Colgate	W, 4-3	300	
11/1/13	vs. Princeton	W, 4-2	350	
1/7/17	at Merrimack	W, 1-0	400	
2/1/19	at Union	W, 4-0	450	
11/4/22	at Princeton	W, 3-1	500	
11/23/24	vs. Princeton	W, 5-0	546	
GOALS SCORED UNDER SCHAFER • ALL GAMES				
11/10/95	Chad Wilson	A Michigan State	1	
2/23/96	Jeff Burgoyne	H Union	100	
1/25/97	Darren Tymchyshyn	H Ferris State	200	
1/17/98	Jeff Oates	H Colgate	300	
1/29/99	Denis Ladouceur	A Princeton	400	
2/4/00	Larry Pierce	A Harvard	500	
2/17/01	Mark McRae	H Vermont	600	
2/16/02	Matt McRae	A Vermont	700	
1/17/03	Ryan Vesce	A Union	800	
11/29/03	Byron Bitz	H Mercyhurst	900	
12/29/04	Cam Abbott	N Maine	1000	
12/2/05	Chris Abbott	H Princeton	1100	
12/1/06	Mitch Carefoot	H RPI	1200	
1/20/08	Topher Scott	H Clarkson	1300	
1/17/09	Michael Kennedy	A RPI	1400	
1/15/10	Locke Jillson	A Clarkson	1500	
1/14/11	Joe Devin	H RPI	1600	
1/21/12	Joakim Ryan	H Harvard	1700	
2/16/13	Nick D'Agostino	A Harvard	1800	
3/15/14	Patrick McCarron	H Clarkson	1900	
1/9/16	Jeff Kubiak	H Merrimack	2000	
2/3/17	Anthony Angello	A Union	2100	
1/19/18	Anthony Angello	H Colgate	2200	
2/1/19	Morgan Barron	A Union	2300	
1/10/20	Jeff Malott	A RPI	2400	
1/1/22	Ondrej Psenicka	A Arizona State	2500	
1/6/23	Jack Malone	A Union	2600	
12/29/23	Dalton Bancroft	N UMass	2700	
11/23/24	Dalton Bancroft	H Princeton	2800	
11/23/24	Ben Robertson	H Princeton	2804	
SCHAFER'S RECORD AGAINST OPPONENTS <i>Bold denotes 2024-25 opponent</i>				
AIC	1-0-1	Minnesota State	1-0-0	
Air Force	1-0-0	New Hampshire	4-4-0	
Alabama-Huntsville	5-0-1	Niagara	15-2-0	
Alaska	2-0-0	<b>North Dakota</b>	<b>6-4-0</b>	
Arizona State	4-2-1	Northeastern	5-0-0	
Army	1-1-1	Northern Michigan	4-1-1	
Bemidji State	0-1-0	Notre Dame	1-0-0	
Boston College	1-1-0	Ohio State	6-5-0	
Boston University	7-8-2	Omaha	2-1-1	
Bowling Green	0-1-1	Penn State	1-0-0	
<b>Brown</b>	<b>46-8-6</b>	<b>Princeton</b>	<b>46-18-3</b>	
Canisius	2-0-0	Providence	2-3-1	
<b>Clarkson</b>	<b>45-22-11</b>	<b>Quinnipiac</b>	<b>27-21-4</b>	
<b>Colgate</b>	<b>39-18-12</b>	RIT	2-2-0	
Colorado College	4-3-1	Robert Morris	1-0-0	
<b>Dartmouth</b>	<b>32-24-8</b>	<b>RPI</b>	<b>38-19-9</b>	
Denver	2-4-0	<b>Sacred Heart</b>	<b>2-2-0</b>	
Ferris State	2-3-0	St. Cloud State	1-1-0	
<b>Harvard</b>	<b>42-25-9</b>	<b>St. Lawrence</b>	<b>32-20-7</b>	
Lake Superior State	0-1-1	UConn	1-0-0	
Maine	2-5-3	<b>UMass</b>	<b>3-1-2</b>	
Mercyhurst	0-1-1	UMass Lowell	0-2-0	
Merrimack	4-2-0	<b>Union</b>	<b>40-19-9</b>	
Miami (Ohio)	4-3-0	Vermont	13-2-4	
Michigan	2-0-1	Wayne State	1-1-0	
Michigan State	3-5-1	Western Michigan	6-1-1	
Minnesota	0-1-0	Wisconsin	1-1-0	
Minnesota Duluth	2-2-1	<b>Yale</b>	<b>32-20-9</b>	

FIVE-YEAR SITUATIONAL BREAKDOWNS

	2019-20	2021-22	2022-23	2023-24	2024-25	FIVE-YEAR TOTAL	SCHAFER TOTAL
Overall	23-2-4	18-10-4	21-11-2	22-7-6	4-2-2	<b>88-32-18</b>	<b>546-291-113</b>
ECAC Hockey games	18-2-2	12-6-4	15-6-1	12-6-4	2-2-2	<b>59-22-13</b>	<b>357-178-85</b>
Ivy League games	8-1-1	5-3-2	8-2-0	5-2-3	2-1-2	<b>28-9-8</b>	<b>171-81-33</b>
Non-conference games	5-0-2	6-4-0	6-5-1	10-1-2	2-0-0	<b>29-10-5</b>	<b>189-113-28</b>
At home	11-0-2	9-4-3	12-3-1	10-3-2	4-1-1	<b>46-11-9</b>	<b>288-108-48</b>
On the road	10-2-1	8-6-1	7-6-1	8-3-2	0-1-1	<b>33-18-6</b>	<b>196-127-53</b>
At a neutral site	2-0-1	1-0-0	2-2-0	4-1-2	0-0-0	<b>9-3-3</b>	<b>62-56-12</b>
Leading after 1st period	15-0-0	10-3-3	15-2-1	14-0-1	3-0-0	<b>57-5-5</b>	<b>286-46-26</b>
Trailing after 1st period	0-1-0	2-6-1	3-4-1	1-4-1	1-0-1	<b>7-15-4</b>	<b>66-147-30</b>
Tied after 1st period	8-1-4	6-1-0	3-5-0	7-3-4	0-2-1	<b>24-12-9</b>	<b>194-98-57</b>
Leading after 2nd period	20-0-0	12-0-1	19-0-0	19-0-2	2-0-0	<b>72-0-3</b>	<b>418-22-29</b>
Trailing after 2nd period	0-2-3	3-8-1	1-7-1	2-4-1	1-1-1	<b>7-22-7</b>	<b>32-195-31</b>
Tied after 2nd period	3-0-1	3-2-2	1-4-1	1-3-3	1-1-1	<b>9-10-8</b>	<b>96-74-53</b>
Outshooting opponent	17-1-3	12-8-2	18-6-2	15-5-4	1-1-1	<b>63-21-12</b>	<b>337-135-60</b>
Outshot by opponent	3-1-1	5-1-2	2-4-0	7-2-2	1-1-1	<b>18-9-6</b>	<b>190-145-50</b>
Shots are even	3-0-0	1-1-0	1-1-0	0-0-0	2-0-0	<b>7-2-0</b>	<b>19-11-3</b>
One-goal margin	3-1	7-7	6-7	4-5	0-1	<b>20-21</b>	<b>202-138</b>
Two-goal margin	7-0	3-1	5-2	6-1	2-1	<b>23-5</b>	<b>127-64</b>
Three-plus-goal margin	13-1	8-2	10-2	12-1	2-0	<b>45-6</b>	<b>217-89</b>
Scoring first	20-0-1	12-2-3	18-3-1	17-3-4	3-0-1	<b>70-8-10</b>	<b>399-89-56</b>
Opponent scores first	3-2-3	6-8-1	3-8-1	5-4-2	1-2-1	<b>18-22-6</b>	<b>147-202-50</b>
In October	0-0-0	2-0-0	0-2-0	2-0-0	0-0-0	<b>4-2-0</b>	<b>18-10-2</b>
In November	9-0-0	6-1-0	6-2-0	3-3-1	4-2-2	<b>28-8-3</b>	<b>138-65-24</b>
In December	1-1-0	1-0-1	2-1-1	1-1-2	0-0-0	<b>5-3-4</b>	<b>53-31-19</b>
In January	4-1-4	4-3-2	5-2-0	5-0-1	0-0-0	<b>18-6-7</b>	<b>111-61-35</b>
In February	9-0-0	4-4-1	5-2-1	5-1-2	0-0-0	<b>18-8-8</b>	<b>131-66-30</b>
In March	0-0-0	1-2-0	3-2-0	6-2-0	0-0-0	<b>10-6-0</b>	<b>94-57-3</b>
On Sunday	1-0-0	0-2-0	0-0-0	0-0-0	0-0-0	<b>1-3-0</b>	<b>19-19-5</b>
On Monday	0-0-0	0-0-0	0-0-0	0-0-0	0-0-0	<b>0-0-0</b>	<b>3-2-0</b>
On Tuesday	0-0-0	0-1-0	1-0-0	0-0-0	0-0-0	<b>1-1-0</b>	<b>13-7-3</b>
On Wednesday	0-0-0	0-0-0	0-0-0	0-0-0	0-0-0	<b>0-0-0</b>	<b>3-4-1</b>
On Thursday	0-0-0	0-0-0	2-0-0	1-0-0	0-0-0	<b>3-0-0</b>	<b>7-8-1</b>
On Friday	11-1-1	7-5-1	10-4-1	11-3-2	1-2-1	<b>40-15-6</b>	<b>254-104-44</b>
On Saturday	11-1-3	11-2-3	8-6-1	10-4-4	3-0-1	<b>43-13-12</b>	<b>247-147-59</b>
First of back-to-back	12-1-1	7-6-1	11-3-0	11-3-2	1-2-1	<b>42-15-7</b>	<b>269-109-43</b>
Second of back-to-back	10-1-3	9-2-3	7-5-2	9-3-3	3-0-1	<b>38-11-12</b>	<b>225-138-56</b>
Third in three days	0-0-0	0-1-0	0-0-0	0-0-0	0-0-0	<b>0-1-0</b>	<b>7-5-0</b>
In a single game	1-0-0	2-1-0	3-3-0	2-1-0	0-0-0	<b>8-5-0</b>	<b>45-39-14</b>
In overtime	0-0-4	4-1-4	0-2-2	2-2-6	0-0-2	<b>6-5-18</b>	<b>51-44-113</b>
In shootouts	0-0	0-4	1-1	4-2	1-1	<b>6-8</b>	<b>10-11</b>
vs. ECAC Hockey opp.	18-2-2	13-8-4	17-7-1	16-6-4	2-2-2	<b>66-23-11</b>	<b>431-216-90</b>
vs. Atlantic Hockey opp.	0-0-0	0-0-0	2-0-1	0-0-0	0-0-0	<b>2-0-1</b>	<b>12-4-2</b>
vs. Big Ten opp.	3-0-0	0-0-0	0-0-0	0-0-0	0-0-0	<b>3-0-0</b>	<b>4-3-0</b>
vs. CCHA opp.	0-0-0	0-0-0	0-0-0	0-0-0	0-0-0	<b>0-0-0</b>	<b>18-14-4</b>
vs. Hockey East opp.	1-0-1	1-0-0	1-2-0	2-0-1	0-0-0	<b>5-2-2</b>	<b>29-26-8</b>
vs. NCHC opp.	0-0-0	2-0-0	1-2-0	2-1-0	2-0-0	<b>7-3-0</b>	<b>13-8-1</b>
vs. Independent opp.	0-0-0	2-2-0	0-0-0	2-0-1	0-0-0	<b>4-2-1</b>	<b>10-3-3</b>
vs. Ranked Opponents	6-1-3	5-1-1	3-8-0	7-2-2	2-2-1	<b>23-14-7</b>	<b>121-106-31</b>

TEAM GOALS IN A GAME

1.	11	11/13/21 vs. RPI (W, 11-3)
2.	10	11/20/99 vs. Clarkson (W, 10-4)
	10	2/4/23 vs. Union (W, 10-1)
4.	9	3/9/18 vs. Quinnipiac (W, 9-1)
5.	8	1/23/96 vs. UMass (W, 8-1)
	8	3/8/96 vs. Colgate (W, 8-1)
	8	3/9/96 vs. Colgate (W, 8-3)
	8	2/6/99 vs. Princeton (W, 8-4)
	8	11/12/99 vs. Brown (W, 8-1)
	8	2/11/00 at Clarkson (W, 8-3)
	8	11/15/02 at Vermont (W, 8-0)
	8	2/8/03 vs. Vermont (W, 8-1)
	8	2/17/07 vs. Princeton (W, 8-4)
	8	12/29/22 vs. AIC (W, 8-4)

INDIVIDUAL GOALS IN A GAME

1.	4	Max Andreev	vs. RPI (11/13/21)
2.	3	Brad Chartrand	vs. Harvard (11/11/95)
	3	P.C. Drouin	at Union (12/10/95)
	3	Kyle Knopp	at Brown (2/17/96)
	3	David Kozier	at Harvard (11/13/98)
	3	Matt Moulson	vs. Dartmouth (2/7/03)
	3	Ryan Vesce	at Princeton (11/8/03)
	3	Matt Moulson	at Harvard (1/9/04)
	3	Mike Knoepfli	vs. Clarkson (3/12/04)
	3	Matt Moulson	vs. Union (2/19/05)
	3	Colin Greening	vs. Dartmouth (2/29/08)
	3	Tyler Roeszler	vs. Colgate (1/22/11)
	3	Mitch Vanderlaan	at Yale (11/12/16)
	3	Jeff Malott	at Princeton (1/13/17)
	3	Noah Bauld	vs. St. Lawrence (11/17/17)
	3	Kyle Betts	vs. Canisius (12/30/17)
	3	Anthony Angello	at Harvard (1/26/18)
	3	Morgan Barron	vs. Yale (11/9/19)
	3	Ben Berard	vs. Clarkson (2/29/20)
	3	Ben Berard	at Dartmouth (11/6/21)
	3	Matt Stienburg	at St. Lawrence (12/3/21)
	3	Dalton Bancroft	vs. UConn (11/26/22)
	3	Jonathan Castagna	vs. Princeton (1/19/24)

TEAM ASSISTS IN A GAME

1.	22	11/13/21 vs. RPI (W, 11-3)
2.	20	11/20/99 vs. Clarkson (W, 10-4)
	20	11/20/99 vs. Clarkson (W, 10-4)
4.	18	3/9/18 vs. Quinnipiac (W, 9-1)
	18	2/4/23 vs. Union (W, 10-1)
6.	16	1/23/96 vs. UMass (W, 8-1)
	16	3/8/96 vs. Colgate (W, 8-1)
	16	3/9/96 vs. Colgate (W, 8-3)
	16	2/6/99 vs. Princeton (W, 8-4)
	16	11/12/99 vs. Brown (W, 8-1)
	16	2/11/00 at Clarkson (W, 8-3)
	16	11/15/02 at Vermont (W, 8-0)
	16	2/8/03 vs. Vermont (W, 8-1)
	16	2/17/07 vs. Princeton (W, 8-4)
	16	12/29/22 vs. AIC (W, 8-4)

INDIVIDUAL ASSISTS IN A GAME

1.	4	Jeff Burgoyne	vs. Princeton (2/6/99)
	4	Kyle Knopp	at RPI (2/26/99)
	4	Mark McRae	at Clarkson (2/11/00)
	4	Mike Knoepfli	vs. Vermont (2/8/03)
	4	Ryan Vesce	at Princeton (11/8/03)
	4	Ryan Vesce	at Harvard (1/9/04)
	4	Byron Bitz	vs. Princeton (2/13/04)
	4	Brenden Locke	vs. Quinnipiac (3/9/18)
	4	Yanni Kaldis	vs. Quinnipiac (3/9/18)
	4	Nick DeSantis	at RPI (1/7/23)
11.	3	81 times by 55 players	<b>Last:</b> Gabriel Seger, at Clarkson (2/23/24)

TEAM POINTS IN A GAME

1.	33	11/13/21 vs. RPI (W, 11-3; 11g-22a)
2.	30	11/20/99 vs. Clarkson (W, 10-4; 10g-20a)
3.	28	2/4/23 vs. Union (W, 10-1; 10g-18a)
4.	27	3/9/18 vs. Union (W, 10-1; 9g-18a)
5.	24	1/23/96 vs. Quinnipiac (W, 9-1; 8g-16a)
	24	3/8/96 vs. UMass (W, 8-1; 8g-16a)
	24	3/9/96 vs. Colgate (W, 8-1; 8g-16a)
	24	2/6/99 vs. Colgate (W, 8-3; 8g-16a)
	24	11/12/99 vs. Princeton (W, 8-4; 8g-16a)
	24	2/11/00 vs. Brown (W, 8-1; 8g-16a)
	24	11/15/02 at Clarkson (W, 8-3; 8g-16a)
	24	2/8/03 at Vermont (W, 8-0; 8g-16a)
	24	2/17/07 vs. Vermont (W, 8-1; 8g-16a)
	24	12/29/22 vs. Princeton (W, 8-4; 8g-16a)

INDIVIDUAL POINTS IN A GAME

1.	7	Ryan Vesce (3g-4a)	at Princeton (11/8/03)
2.	6	Max Andreev (4g-2a)	vs. Union (11/13/21)
3.	5	Kyle Knopp (2g-3a)	at Union (12/10/95)
	5	Denis Ladouceur (2g-3a)	vs. Clarkson (11/20/99)
5.	4	43 times by 33 players	<b>Last:</b> Gabriel Seger (2g-2a), at Harvard (3/16/24)

POWER-PLAY GOALS IN A GAME

1.	6	2/4/23 vs. Union (W, 10-1)
2.	5	12/10/95 at Union (T, 5-5 — OT)
	5	2/8/03 vs. Vermont (W, 8-1)
4.	4	12/1/95 vs. Yale (W, 6-2)
	4	2/16/96 at Harvard (W, 5-4 — OT)
	4	2/6/99 vs. Princeton (W, 8-4)
	4	11/6/09 vs. Dartmouth (W, 5-1)
	4	10/26/13 at Omaha (W, 4-3)
9.	3	46 times, <b>Last:</b> 1/21/23 vs. Princeton (W, 3-2)

SHORT-HANDED GOALS IN A GAME

1.	2	11/11/95 vs. Harvard (W, 5-3)
	2	12/2/95 vs. Princeton (T, 5-5 — OT)
	2	2/7/97 at Dartmouth (W, 5-3)
	2	2/6/99 vs. Princeton (W, 8-4)
	2	3/11/05 vs. Clarkson (W, 5-0)
	2	1/13/12 at Quinnipiac (W, 2-1)
7.	1	57 times, <b>Last:</b> 2/3/23 vs. Clarkson (W, 7-2)

TEAM SAVES IN A GAME

1.	60	3/17/13 at Quinnipiac (L, 2-3 — 2OT)
2.	59	3/26/06 vs. Wisconsin (L, 0-1 — 3OT)
3.	52	12/27/96 vs. Providence (W, 4-3 — 3OT)
	52	2/13/10 vs. Yale (L, 1-2 — OT)
5.	47	11/22/97 vs. Yale (L, 1-2 — OT)
	47	11/24/98 at Northeastern (W, 4-2)
7.	46	12/10/95 at Union (T, 5-5 — OT)
	46	3/9/12 vs. Dartmouth (W, 4-3 — 2OT)
9.	45	3/1/96 at Clarkson (L, 1-2 — OT)
	45	3/16/01 vs. Harvard (W, 5-2)
	45	11/30/07 vs. UMass (T, 0-0 — OT)

INDIVIDUAL SAVES IN A GAME

1.	60	Andy Iles	at Quinnipiac (3/17/13 — 2OT)
2.	59	David McKee	vs. Wisconsin (3/26/06 — 3OT)
3.	52	Jean-Marc Pelletier	vs. Providence (12/27/96 — 3OT)
	52	Ben Scrivens	vs. Yale (2/13/10 — OT)
5.	47	Jason Elliott	vs. Yale (11/22/97 — OT)
	47	Matt Underhill	at Northeastern (11/24/98)
7.	46	Jason Elliott	at Union (12/10/95 — OT)
	46	Andy Iles	vs. Dartmouth (W, 4-3 — 2OT)
9.	45	Jason Elliott	at Clarkson (3/1/96 — OT)
	45	Matt Underhill	vs. Harvard (3/16/01)
	45	Ben Scrivens	vs. UMass (11/30/07 — OT)

QUICKEST GOALS TO BEGIN GAME

1.	0:08	Dalton Bancroft	vs. Yale (11/8/24)
2.	0:16	Ryan O'Byrne	at St. Lawrence (2/25/05)
3.	0:22	Tristan Mullin	at Brown (2/15/19)
4.	0:25	Matt McRae	at Yale (11/30/01)
5.	0:27	Denis Ladouceur	vs. Union (12/4/98)
6.	0:28	Anthony Angello	vs. RPI (2/27/16)
7.	0:29	Jamie Papp	vs. Harvard (3/7/97)
8.	0:31	Ryan Vesce <sup>(PP)</sup>	at Harvard (2/15/03)
	0:31	Nick D'Agostino	vs. Harvard (2/18/11)
10.	0:32*	Dalton Bancroft	vs. UConn (11/26/22)

\* - denotes game-winning goal

LATEST GOALS IN REGULATION

1.	59:59	Tyler Mugford <sup>(EN)</sup>	vs. Robert Morris (10/26/06)
	59:59	Blake Gallagher <sup>(EN)</sup>	vs. Brown (2/12/10)
	59:59	Anthony Angello <sup>(EN)</sup>	at Yale (11/12/16)
	59:59	Anthony Angello <sup>(EN)</sup>	at Harvard (1/26/18)
5.	59:58*	Alec McCrea <sup>(PP)</sup>	vs. Harvard (11/11/17)
6.	59:57	Kyle Knopp <sup>(EN)</sup>	vs. St. Lawrence (3/1/97)
	59:57	Vinnie Auger <sup>(PP/EN)</sup>	vs. Northeastern (11/1/97)
	59:57	Krzysztof Wieckowski <sup>(EN)</sup>	at Boston Univ. (11/25/01)
9.	59:56	Colin Greening <sup>(EN)</sup>	vs. Colgate (11/24/09)
10.	59:55	Shane Palahicky <sup>(PP)</sup>	vs. Yale (11/8/02)
	59:55	Sullivan Mack <sup>(EN)</sup>	vs. North Dakota (11/1/24)

\* - denotes game-winning goal

QUICKEST GAME-WINNING GOALS

1.	0:32	Dalton Bancroft	vs. UConn (11/26/22)
2.	0:37	Michael Kennedy	at RPI (1/17/09)
3.	0:42	Taylor Davenport	vs. Union (12/2/06)
4.	0:46	Sullivan Mack	at Princeton (2/26/22)
5.	1:21	Brenden Locke	vs. Union (3/16/19)
6.	1:38	Mike Iggulden	at Clarkson (2/26/05)
7.	1:49	Max Andreev	vs. St. Lawrence (2/28/20)
8.	1:59	Cam Abbott	at Union (1/17/03)
9.	2:17	Trevor Yates	vs. Colgate (11/13/15)
10.	2:39	Jeremy Downs	at Vermont (11/15/02)

LATEST GAME-WINNING GOALS

1.	110:14	David Adler <sup>(3OT)</sup>	vs. Providence (12/27/96)
2.	97:40	Sean Whitney <sup>(2OT)</sup>	vs. Dartmouth (3/9/12)
3.	90:32	Matt Moulson <sup>(2OT)</sup>	vs. Clarkson (3/11/06)
4.	89:54	Colin Greening <sup>(2OT)</sup>	vs. Princeton (3/20/09)
5.	88:30	Raymond Sawada <sup>(2OT)</sup>	vs. Clarkson (3/10/06)
6.	81:09	Matt McRae <sup>(2OT)</sup>	vs. Boston College (3/30/03)
7.	72:32	Brian Ferlin <sup>(OT)</sup>	vs. Clarkson (3/16/14)
8.	70:41	Joe Devin <sup>(OT)</sup>	vs. Quinnipiac (3/13/11)
9.	67:25	David Kozier <sup>(OT)</sup>	vs. Princeton (3/9/01)
10.	64:46	Mark McRae <sup>(PP/OT)</sup>	at Vermont (1/12/01)

LATEST GAME-WINNING GOALS (NON-OT)

1.	59:58	Alec McCrea <sup>(PP)</sup>	vs. Harvard (11/11/17)
2.	59:54	Ben Berard	at Dartmouth (11/6/21)
3.	59:44	Sam Paolini	vs. Yale (2/9/02)
4.	59:42	Evan Barlow	vs. Northeastern (3/28/09)
5.	59:41	Larry Pierce	vs. Niagara (11/6/98)
6.	59:37	Mark McCutcheon	vs. Quinnipiac (12/3/05)
7.	59:35	Yanni Kaldis <sup>(PP)</sup>	at RPI (2/4/17)
8.	59:34	Travis Bell	at St. Lawrence (1/26/02)
9.	59:21	Mark McCutcheon	at Colgate (2/4/06)
10.	59:20	Colin Greening <sup>(EN)</sup>	at Yale (11/9/07)

Bold denotes accomplished this season



SINGLE-SEASON AND CAREER LEADERS UNDER SCHAFER

GOALS IN A SEASON

1.	24	Brad Chartrand	1995-96
2.	22	Matt Moulson	2004-05
3.	19	Ryan Vesce	2002-03
4.	18	P.C. Drouin	1995-96
	18	Matt Moulson	2003-04
	18	Matt Moulson	2005-06
	18	Blake Gallagher	2009-10
8.	17	Joe Devin	2010-11
9.	15	Five times by five players <b>Last:</b> Morgan Barron (2018-19)	

GOALS BY DEFENSEMAN, SEASON

1.	13	Chad Wilson	1996-97
2.	11	Tony Bergin	1996-97
	11	Doug Murray	2001-02
4.	9	Mark McRae	2002-03
	9	Charlie Cook	2004-05
6.	8	Mark McRae	2000-01
	8	Mark McRae	2001-02
	8	Nick D'Agostino	2011-12
	8	Joakim Ryan	2013-14
	8	Sam Malinski	2022-23

ASSISTS IN A SEASON

1.	33	Stephen Bâby	2002-03
2.	32	Kyle Knopp	1998-99
3.	30	Gabriel Seger	2023-24
4.	26	Steve Wilson	1995-96
	26	Ryan Vesce	2002-03
6.	25	Greg Miller	2010-11
7.	24	Yanni Kaldis	2018-19
8.	23	Stephen Bâby	2001-02
	23	Riley Nash	2009-10
	23	Gabriel Seger	2022-23

ASSISTS BY DEFENSEMAN, SEASON

1.	26	Steve Wilson	1995-96
2.	24	Yanni Kaldis	2018-19
3.	22	Mark McRae	2001-02
4.	21	Doug Murray	2001-02
5.	20	Doug Murray	2002-03
	20	Joakim Ryan	2012-13
	20	Yanni Kaldis	2019-20
8.	19	Mark McRae	2002-03
	19	Charlie Cook	2003-04
	19	Patrick McCarron	2016-17

POINTS IN A SEASON

1.	45	Ryan Vesce	2002-03
2.	44	Gabriel Seger	2023-24
3.	43	Brad Chartrand	1995-96
4.	42	Kyle Knopp	1998-99
	42	Matt Moulson	2004-05
6.	41	Stephen Bâby	2002-03
7.	38	Matt Moulson	2005-06
8.	37	Blake Gallagher	2009-10
9.	35	Matt Moulson	2003-04
	35	Colin Greening	2009-10
	35	Riley Nash	2009-10

POINTS BY DEFENSEMAN, SEASON

1.	32	Doug Murray	2001-02
2.	30	Steve Wilson	1995-96
	30	Mark McRae	2001-02
4.	28	Mark McRae	2002-03
	28	Yanni Kaldis	2018-19
6.	26	Sam Malinski	2022-23
7.	25	Doug Murray	2002-03
	25	Patrick McCarron	2016-17
	25	Yanni Kaldis	2019-20
10.	24	Joakim Ryan	2013-14

TEAM GOALS IN A SEASON

1.	139	1995-96	# of players with goals:	19
2.	133	2002-03	# of players with goals:	19
3.	123	1996-97	# of players with goals:	19
4.	118	2001-02	# of players with goals:	21
5.	115	2023-24	# of players with goals:	18
6.	112	2004-05	# of players with goals:	18
	112	2022-23	# of players with goals:	22
8.	108	2018-19	# of players with goals:	21
9.	107	2009-10	# of players with goals:	20
10.	104	1999-00	# of players with goals:	19
	104	2019-20	# of players with goals:	21

TEAM ASSISTS IN A SEASON

1.	237	1995-96	# of players with assists:	19
2.	236	2002-03	# of players with assists:	21
3.	198	2001-02	# of players with assists:	22
4.	195	2023-24	# of players with assists:	21
	195	2022-23	# of players with assists:	22
6.	193	1996-97	# of players with assists:	20
7.	190	2019-20	# of players with assists:	22
8.	186	2004-05	# of players with assists:	21
	186	2018-19	# of players with assists:	22
10.	181	2009-10	# of players with assists:	20

TEAM POINTS IN A SEASON

1.	376	1995-96	# of players with points:	20
2.	369	2002-03	# of players with points:	21
3.	316	2001-02	# of players with points:	23
	316	1996-97	# of players with points:	20
5.	310	2023-24	# of players with points:	21
6.	307	2022-23	# of players with points:	22
7.	298	2004-05	# of players with points:	21
8.	294	2019-20	# of players with points:	23
	294	2018-19	# of players with points:	22
10.	288	2009-10	# of players with points:	22

TEAM SAVES IN A SEASON

1.	1004	1997-98	Matches:	33	SV/match:	30.42
2.	978	1996-97	Matches:	35	SV/match:	27.94
3.	949	2010-11	Matches:	34	SV/match:	27.91
4.	948	2007-08	Matches:	36	SV/match:	26.33
5.	936	2015-16	Matches:	34	SV/match:	27.53
6.	915	2009-10	Matches:	34	SV/match:	26.91
7.	904	2012-13	Matches:	34	SV/match:	26.59
8.	898	1995-96	Matches:	34	SV/match:	26.41
9.	879	2016-17	Matches:	35	SV/match:	25.11
10.	870	2011-12	Matches:	35	SV/match:	24.86

SEASON GOALS-AGAINST AVERAGE

1.	1.24	2004-05	GA:	44	Minutes:	2134:19
2.	1.26	2002-03	GA:	46	Minutes:	2187:32
3.	1.52	2017-18	GA:	50	Minutes:	1978:38
4.	1.54	2019-20	GA:	45	Minutes:	1750:43
5.	1.68	2001-02	GA:	61	Minutes:	2176:41
6.	1.80	2023-24	GA:	64	Minutes:	2135:41
7.	1.82	2003-04	GA:	59	Minutes:	1942:47
8.	1.84	2009-10	GA:	63	Minutes:	2049:53
9.	1.849	2008-09	GA:	64	Minutes:	2076:35
10.	1.854	2022-23	GA:	63	Minutes:	2038:42

SEASON SHUTOUTS

1.	10	2004-05
	10	2017-18
3.	9	2002-03
4.	7	2009-10
	7	2008-09
	7	2015-16
7.	6	2011-12
8.	5	Six times, <b>Last:</b> 2021-22

*Bold denotes accomplished this season / active player*

CAREER GOALS

1.	71	Matt Moulson	2002-06
2.	53	Colin Greening	2006-10
3.	46	Doug Stienstra	1996-00
	46	Ryan Vesce	2000-04
5.	45	Ryan Moynihan	1996-00
6.	41	Mitch Vanderlaan	2015-19
7.	40	Kyle Knopp	1995-99
8.	37	Sam Paolini	1999-03
	37	Riley Nash	2007-10
	37	Joe Devin	2007-11

CAREER ASSISTS

1.	93	Kyle Knopp	1995-99
2.	86	Stephen Bâby	1999-03
3.	82	Ryan Vesce	2000-04
	82	Topher Scott	2004-08
5.	72	Yanni Kaldis	2016-20
6.	68	Mark McRae	1999-03
7.	67	Matt Moulson	2002-06
8.	64	Riley Nash	2007-10
	64	Greg Miller	2009-13
10.	63	Blake Gallagher	2006-10

CAREER POINTS

1.	138	Matt Moulson	2002-06
2.	133	Kyle Knopp	1995-99
3.	128	Ryan Vesce	2000-04
4.	115	Stephen Bâby	1999-03
	115	Colin Greening	2006-10
6.	107	Topher Scott	2004-08
7.	106	Ryan Moynihan	1996-00
8.	101	Riley Nash	2007-10
9.	99	Doug Stienstra	1996-00
10.	98	Mark McRae	1999-03
	98	Greg Miller	2009-13

CAREER SAVES

1.	2,988	Andy Iles	2010-14
2.	2,824	Ben Scrivens	2006-10
3.	2,403	Mitch Gillam	2013-17
4.	2,208	David McKee	2003-06
5.	2,052	Matt Underhill	1998-02
6.	1,977	Jason Elliott	1995-98
7.	1,844	Matthew Galajda	2017-20
8.	<b>1,822</b>	<b>Ian Shane</b>	<b>2021-Pr.</b>
9.	935	Dave LeNeveu	2001-03
10.	906	Ian Burt	1997-01

CAREER GOALS-AGAINST AVERAGE

1.	1.29	Dave LeNeveu	2001-03
2.	1.64	Matthew Galajda	2017-20
3.	1.715	David McKee	2003-06
4.	<b>1.719</b>	<b>Ian Shane</b>	<b>2021-Pr.</b>
5.	1.91	Ben Scrivens	2006-10
6.	2.15	Mitch Gillam	2013-17
7.	2.26	Andy Iles	2010-14
8.	2.29	Troy Davenport	2004-08
9.	2.32	Matt Underhill	1998-02
10.	2.33	Mike Garman	2008-11

CAREER SHUTOUTS

1.	19	Matthew Galajda	2017-20
	19	Ben Scrivens	2006-10
3.	18	David McKee	2003-06
4.	<b>12</b>	<b>Ian Shane</b>	<b>2021-Pr.</b>
5.	11	Dave LeNeveu	2001-03
	11	Mitch Gillam	2013-17
7.	9	Andy Iles	2010-14
8.	6	Matt Underhill	1998-02
9.	4	Jason Elliott	1995-98
10.	3	Hayden Stewart	2014-18

## SCHAFER'S ALUMNI IN THE NHL (AS OF NOV. 27)



### MORGAN BARRON

F | Winnipeg | CU from 2017-20

#### 2024-25 STATS

GP	G	A	PTS
22	2	1	3

#### CAREER NHL STATS

GP	G	A	PTS
204	24	24	48



### SAM MALINSKI

D | Colorado | CU from 2019-23

#### 2024-25 STATS

GP	G	A	PTS
22	1	3	4

#### CAREER NHL STATS

GP	G	A	PTS
45	4	10	14

## BIG RED NHLers UPCOMING SCHEDULE

### FRIDAY, NOV. 29

- Winnipeg at Vegas, 8:30
- Colorado at Dallas, 9:00 (TNT)

### SATURDAY, NOV. 30

- Edmonton at Colorado, 10:00

### SUNDAY, DEC. 1

- Winnipeg at Dallas, 4:30

### TUESDAY, DEC. 3

- Colorado at Buffalo, 7:00
- St. Louis at Winnipeg, 8:00

# BARRON POSTS FIRST MULTI-GOAL GAME OF NHL CAREER

**WINNIPEG, Manitoba** — After playing in his 200th NHL game in a 5-0 loss to the Florida Panthers in Sunrise, Fla., on Nov. 16, former Cornell men's hockey forward **MORGAN BARRON** appeared to take the thrashing personally, logging his first multi-goal game in the NHL by scoring two short-handed empty-net goals 21 seconds apart to cap a 6-3 win for the Winnipeg Jets over the Panthers at the Canada Life Centre on Nov. 19.

Barron's pair of short-handed goals made him the second player in Jets franchise history to net multiple short-handed goals in a game while becoming the first player to achieve the feat in Winnipeg since the relocation of the Atlanta Thrashers after the 2010-11 season. Marián Hossa was the other player to score twice while down a man in the franchise's history, doing so on Dec. 19, 2006, with Atlanta against New Jersey.

The two short-handed goals scored by Barron was the 160th instance in NHL history, dating back to the 1934-35 season, and was the first time a player scored two short-handed empty-net goals in an NHL game since Feb. 18, 2023 (Vancouver's Elias Pettersson against Philadelphia).

It was also the second time a Cornell alum had scored two short-handed goals in an NHL game, joining Cornell Athletics and Hockey Hall of Famer **JOE NIEUWENDYK**, who scored both goals for the Calgary Flames in a 2-2 tie against Winnipeg on Nov. 28, 1990.

Barron, who has three points (two goals, one assist) in 22 games with Winnipeg this season, snapped his goalless streak at 22 games.

## #PRORED TRACKER

LAST UPDATED: NOV. 27, 2024

### NORTH AMERICA NHL (2)

- Morgan Barron — Winnipeg
- Sam Malinski — Colorado

### AHL (11)

- Anthony Angello — Milwaukee
- Cole Bardreau — Bridgeport
- Ben Berard — Abbotsford
- Jacob MacDonald — Colorado
- Jack Malone — Utica
- Jeff Malott — Ontario
- Travis Mitchell — Bridgeport
- Riley Nash — Hartford
- Joakim Ryan — Chicago
- Gabriel Seger — Grand Rapids
- Matt Stienburg — Colorado

### ECHL (4)

- Max Andreev - Kansas City
- Kyle Betts — Florida
- Joe Leahy - Greenville

### SPHL (1)

- Hayden Stewart - Birmingham Bulls

### INTERNATIONAL AUSTRIA - ICEHL (1)

- Sean Collins — Black Wings Linz

### ENGLAND - EIHL (1)

- Michael Regush — Coventry Blaze

### GERMANY - DEL (3)

- Alex Green — Straubing Tigers
- Cody Haiskanen — Nürnberg Ice Tigers
- Alec McCrea — Düsseldorf EG

### GERMANY - DEL2 (1)

- Jake Weidner — EC Kassel Huskies

### ITALY - ICEHL (1)

- Matt Cairns — Asiago

### JAPAN - ASIA LEAGUE (1)

- Alex Rauter — Yokohama Griets

### NORWAY (1)

- Mitch Gillam — Frisk Asker

### RUSSIA - KHL (2)

- Kirill Gotovets — Dynamo Moskva
- Yanni Kaldis — Severstal Cherepovets

## CORNELLIANS IN THE NHL



### CORNELLIANS ACTIVELY IN THE NHL (2)

PLAYER	AT CORNELL	NHL SEASON	NHL TEAM
Morgan Barron	2017-20	4th	Winnipeg
Sam Malinski	2019-23	2nd	Colorado

### NHLers TO PLAY FOR SCHAFER AT CORNELL (30)

PLAYER	YEAR(S) COACHED	NHL CAREER	TEAM(S)
Joe Nieuwendyk	1986-87	1987-07	CGY, DAL, NJ, TOR, FLA
Corrie D'Alessio	1987-90	1992-93	HFD
Dan Ratushny	1988-90	1992-93	VAN
Ryan Hughes	1989-90	1995-96	BOS

### AS A HEAD COACH (26)

Brad Chartrand	1995-96	1999-04	LAK
P.C. Drouin	1995-96	1996-97	BOS
Jean-Marc Pelletier	1995-97	1998-04	PHI, PHX
Matt Underhill	1998-02	2003-04	CHI
Douglas Murray	1999-03	2005-14	SJ, PIT, MTL
Ryan Vesce	2000-04	2008-10	SJ
Mike Iggulden	2001-05	2007-09	SJ, NYI
David LeNeveu	2001-03	2005-11	PHX, CBJ
Matt Moulson	2002-06	2007-18	LA, NYI, BUF, MIN
Ryan O'Byrne	2003-06	2007-13	MTL, COL, TOR
Byron Bitz	2003-07	2008-12	BOS, FLA, VAN
Raymond Sawada	2004-08	2008-11	DAL
Colin Greening	2006-10	2010-16	OTT, TOR
Brendon Nash	2006-10	2010-11	MTL

Ben Scrivens	2006-10	2011-16	TOR, LA, EDM, MTL
Riley Nash	2007-10	2011-24	CAR, BOS, CBJ, WPG, TB, ARI, NYR

Sean Collins	2008-12	2012-16	CBJ, WSH
Brian Ferlin	2011-14	2014-15	BOS
Joakim Ryan	2011-15	2017-21	SJ, LA, CAR
Jacob MacDonald	2011-15	2018-24	FLA, COL, SJ
Cole Bardreau	2011-15	2019-23	NYI
Anthony Angello	2015-18	2019-22	PIT
Morgan Barron	2018-20	2020-25	NYR, WPG
Jeff Malott	2016-20	2021-22	WPG
Sam Malinski	2019-23	2023-25	COL
Matt Stienburg	2019-23	2024-25	COL

### CORNELLIANS IN HOCKEY HALL OF FAME (2)



### KEN DRYDEN

G | Montréal | CU from 1966-69

#### CAREER STATS

GP	SV	GAA	SV%
397	10,213	2.24	.922



5-time Vezina Trophy winner; 6-time All-Star



### JOE NIEUWENDYK

F | Calgary, Dallas, New Jersey, Toronto, Florida | CU from 1984-87

#### CAREER STATS

GP	G	A	PTS
1,257	564	562	1,126



1988 Calder; 1995 Clancy; 1999 Conn Smythe

**LIAM STEELE**

#2

**2024-25 STATS: 0 GP, 0 G, 0 A, 0 PTS, 0 PIM**

**Height:** 6-4 **Weight:** 240 lbs. **Shoots:** Right **Year:** Sophomore  
**Hometown:** Cobham, England  
**Previous Team:** Salmon Arm Silverbacks (BCHL)

SEASON	GP	G	A	PTS	SH	SH%	PN-MIN	+/-	PPG	SHG	GWG	BLK	FOW	FOL	FO%
2023-24	0	0	0	0	0	.000	0-0	E	0	0	0	0	0	0	.000
2024-25	0	0	0	0	0	.000	0-0	E	0	0	0	0	0	0	.000
<b>TOTALS</b>	<b>0</b>	<b>0</b>	<b>0</b>	<b>0</b>	<b>0</b>	<b>.000</b>	<b>0-0</b>	<b>E</b>	<b>0</b>	<b>0</b>	<b>0</b>	<b>0</b>	<b>0</b>	<b>0</b>	<b>.000</b>

**STEELE AT A GLANCE**

**Most Goals** \_\_\_\_\_ N/A  
**Most Assists** \_\_\_\_\_ N/A  
**Most Points** \_\_\_\_\_ N/A  
**First Goal** \_\_\_\_\_ N/A  
**First Assist** \_\_\_\_\_ N/A  
**Last Goal** \_\_\_\_\_ N/A  
**Last Assist** \_\_\_\_\_ N/A

**Longest Point Streak** \_\_\_\_\_ N/A  
**Longest Goal Streak** \_\_\_\_\_ N/A  
**Longest Assist Streak** \_\_\_\_\_ N/A

**JACK O'BRIEN**

#3

**2024-25 STATS: 5 GP, 0 G, 1 A, 1 PTS, 0 PIM**

**Height:** 6-0 **Weight:** 184 lbs. **Shoots:** Left **Year:** Junior  
**Hometown:** White Rock, British Columbia  
**Previous Team:** Nanaimo Clippers (BCHL)

SEASON	GP	G	A	PTS	SH	SH%	PN-MIN	+/-	PPG	SHG	GWG	BLK	FOW	FOL	FO%
2022-23	1	0	0	0	1	.000	0-0	E	0	0	0	0	0	0	.000
2023-24	9	0	0	0	5	.000	0-0	+4	0	0	0	2	0	0	.000
2024-25	5	0	1	1	2	.000	0-0	+3	0	0	0	2	0	0	.000
<b>TOTALS</b>	<b>15</b>	<b>0</b>	<b>1</b>	<b>1</b>	<b>8</b>	<b>.000</b>	<b>0-0</b>	<b>+7</b>	<b>0</b>	<b>0</b>	<b>0</b>	<b>4</b>	<b>0</b>	<b>0</b>	<b>.000</b>

**O'BRIEN AT A GLANCE**

**Most Goals** \_\_\_\_\_ N/A  
**Most Assists** \_\_\_\_\_ 1, at Dartmouth (11/15/24)  
**Most Points** \_\_\_\_\_ 1, at Dartmouth (11/15/24)

**First Goal** \_\_\_\_\_ N/A  
**First Assist** \_\_\_\_\_ at Dartmouth (11/15/24)  
**Last Goal** \_\_\_\_\_ N/A  
**Last Assist** \_\_\_\_\_ at Dartmouth (11/15/24) - 2 games

**Longest Point Streak** \_\_\_\_\_ N/A  
**Longest Goal Streak** \_\_\_\_\_ N/A  
**Longest Assist Streak** \_\_\_\_\_ N/A

**HANK KEMPF**

#4

**2024-25 STATS: 8 GP, 0 G, 2 A, 2 PTS, 2 PIM**

**Height:** 6-2 **Weight:** 203 lbs. **Shoots:** Left **Year:** Senior  
**Hometown:** Wilmette, Ill.  
**Previous Team:** Muskegon Lumberjacks (USHL)



SEASON	GP	G	A	PTS	SH	SH%	PN-MIN	+/-	PPG	SHG	GWG	BLK	FOW	FOL	FO%
2021-22	32	0	8	8	54	.000	3-6	+8	0	0	0	12	0	0	.000
2022-23	31	1	1	2	25	.040	5-10	+12	0	0	0	30	0	0	.000
2023-24	35	1	7	8	34	.029	6-12	+14	0	0	1	59	0	0	.000
2024-25	8	0	2	2	10	.000	1-2	+4	0	0	0	10	0	0	.000
<b>TOTALS</b>	<b>106</b>	<b>2</b>	<b>18</b>	<b>20</b>	<b>123</b>	<b>.016</b>	<b>15-30</b>	<b>+38</b>	<b>0</b>	<b>0</b>	<b>1</b>	<b>111</b>	<b>0</b>	<b>0</b>	<b>.000</b>

**KEMPF AT A GLANCE**

**Most Goals** \_\_\_\_\_ 1, (2x), Last: at Arizona State (1/13/24)  
**Most Assists** \_\_\_\_\_ 2, (2x), Last: vs. St. Lawrence (3/23/24)  
**Most Points** \_\_\_\_\_ 2, (2x), Last: vs. St. Lawrence (3/23/24)

**First Goal** \_\_\_\_\_ at RPI (1/7/23)  
**First Assist** \_\_\_\_\_ at Dartmouth (11/6/21)  
**Last Goal** \_\_\_\_\_ at Arizona State (1/13/24) - 27 games  
**Last Assist** \_\_\_\_\_ vs. Yale (11/8/24) - 5 games

**Longest Point Streak** \_\_\_\_\_ 4 games (11/6/21 - 11/19/21)  
**Longest Goal Streak** \_\_\_\_\_ N/A  
**Longest Assist Streak** \_\_\_\_\_ 4 games (11/6/21 - 11/19/21)

**HOYT STANLEY**

#5

**2024-25 STATS: 8 GP, 0 G, 2 A, 2 PTS, 6 PIM**

**Height:** 6-3 **Weight:** 203 lbs. **Shoots:** Right **Year:** Sophomore  
**Hometown:** West Vancouver, British Columbia  
**Previous Team:** Victoria Grizzlies (BCHL)



SEASON	GP	G	A	PTS	SH	SH%	PN-MIN	+/-	PPG	SHG	GWG	BLK	FOW	FOL	FO%
2023-24	35	2	8	10	37	.054	11-22	+16	0	0	0	25	0	0	.000
2024-25	8	0	2	2	7	.000	3-6	+3	0	0	0	19	0	0	.000
<b>TOTALS</b>	<b>43</b>	<b>2</b>	<b>10</b>	<b>12</b>	<b>44</b>	<b>.045</b>	<b>14-28</b>	<b>+19</b>	<b>0</b>	<b>0</b>	<b>0</b>	<b>44</b>	<b>0</b>	<b>0</b>	<b>.000</b>

**STANLEY AT A GLANCE**

**Most Goals** \_\_\_\_\_ 1, (2x), Last: vs. Brown (2/16/24)  
**Most Assists** \_\_\_\_\_ 1, (10x), Last: at Dartmouth (11/15/24)  
**Most Points** \_\_\_\_\_ 1, (12x), Last: at Dartmouth (11/15/24)

**First Goal** \_\_\_\_\_ vs. UMass (12/29/23)  
**First Assist** \_\_\_\_\_ vs. Minnesota Duluth (10/27/23)  
**Last Goal** \_\_\_\_\_ vs. Brown (2/16/24) - 20 games  
**Last Assist** \_\_\_\_\_ at Dartmouth (11/15/24) - 3 games

**Longest Point Streak** \_\_\_\_\_ 3 games (1/13/24 - 1/20/24)  
**Longest Goal Streak** \_\_\_\_\_ N/A  
**Longest Assist Streak** \_\_\_\_\_ 3 games (1/13/24 - 1/20/24)

**GEORGE FEGARAS**

#6

**2024-25 STATS: 2 GP, 0 G, 2 A, 2 PTS, 4 PIM**

**Height:** 6-2 **Weight:** 212 lbs. **Shoots:** Right **Year:** Sophomore  
**Hometown:** Richmond Hill, Ontario  
**Previous Team:** Muskegon Lumberjacks (USHL)



SEASON	GP	G	A	PTS	SH	SH%	PN-MIN	+/-	PPG	SHG	GWG	BLK	FOW	FOL	FO%
2023-24	33	3	4	7	57	.053	6-12	+9	1	0	0	19	0	0	.000
2024-25	2	0	2	2	1	.000	2-4	E	0	0	0	3	0	0	.000
<b>TOTALS</b>	<b>35</b>	<b>3</b>	<b>6</b>	<b>9</b>	<b>58</b>	<b>.052</b>	<b>8-16</b>	<b>+9</b>	<b>1</b>	<b>0</b>	<b>0</b>	<b>22</b>	<b>0</b>	<b>0</b>	<b>.000</b>

**FEGARAS AT A GLANCE**

**Most Goals** \_\_\_\_\_ 1, (3x), Last: vs. St. Lawrence (2/2/24)  
**Most Assists** \_\_\_\_\_ 2, vs. Princeton (11/23/24)  
**Most Points** \_\_\_\_\_ 2, (2x), Last: vs. Princeton (11/23/24)

**First Goal** \_\_\_\_\_ at Brown (11/4/23)  
**First Assist** \_\_\_\_\_ at Brown (11/4/23)  
**Last Goal** \_\_\_\_\_ vs. St. Lawrence (2/2/24) - 15 games  
**Last Assist** \_\_\_\_\_ 2, vs. Princeton (11/23/24)

**Longest Point Streak** \_\_\_\_\_ 2 games (12/30/23 - 1/12/24)  
**Longest Goal Streak** \_\_\_\_\_ N/A  
**Longest Assist Streak** \_\_\_\_\_ N/A



**JIMMY RAYHILL**

#7

**2024-25 STATS: 0 GP, 0 G, 0 A, 0 PTS, 0 PIM****Height:** 5-9 **Weight:** 174 lbs. **Shoots:** Right **Year:** Senior**Hometown:** New Hartford, N.Y.**Previous Team:** Odessa Jackalopes (NAHL)

SEASON	GP	G	A	PTS	SH	SH%	PN-MIN	+/-	PPG	SHG	GWG	BLK	FOW	FOL	FO%
2021-22	0	0	0	0	0	.000	0-0	E	0	0	0	0	0	0	.000
2022-23	0	0	0	0	0	.000	0-0	E	0	0	0	0	0	0	.000
2023-24	0	0	0	0	0	.000	0-0	E	0	0	0	0	0	0	.000
2024-25	0	0	0	0	0	.000	0-0	E	0	0	0	0	0	0	.000
<b>TOTALS</b>	<b>0</b>	<b>0</b>	<b>0</b>	<b>0</b>	<b>6</b>	<b>.000</b>	<b>0-0</b>	<b>E</b>	<b>0</b>	<b>0</b>	<b>0</b>	<b>0</b>	<b>0</b>	<b>0</b>	<b>.000</b>

**RAYHILL AT A GLANCE**

**Most Goals** \_\_\_\_\_ N/A  
**Most Assists** \_\_\_\_\_ N/A  
**Most Points** \_\_\_\_\_ N/A

**First Goal** \_\_\_\_\_ N/A  
**First Assist** \_\_\_\_\_ N/A  
**Last Goal** \_\_\_\_\_ N/A  
**Last Assist** \_\_\_\_\_ N/A

**Longest Point Streak** \_\_\_\_\_ N/A  
**Longest Goal Streak** \_\_\_\_\_ N/A  
**Longest Assist Streak** \_\_\_\_\_ N/A

**LUKE DEVLIN**

#8

**2024-25 STATS: 0 GP, 0 G, 0 A, 0 PTS, 0 PIM****Height:** 6-3 **Weight:** 209 lbs. **Shoots:** Left **Year:** Sophomore**Hometown:** Memphis, Tenn.**Previous Team:** West Kelowna Warriors (BCHL)

SEASON	GP	G	A	PTS	SH	SH%	PN-MIN	+/-	PPG	SHG	GWG	BLK	FOW	FOL	FO%
2023-24	30	6	2	8	29	.207	6-12	+1	0	0	1	7	26	37	.413
2024-25	0	0	0	0	0	.000	0-0	E	0	0	0	0	0	0	.000
<b>TOTALS</b>	<b>30</b>	<b>6</b>	<b>2</b>	<b>8</b>	<b>29</b>	<b>.207</b>	<b>6-12</b>	<b>+1</b>	<b>0</b>	<b>0</b>	<b>1</b>	<b>7</b>	<b>26</b>	<b>37</b>	<b>.413</b>

**DEVLIN AT A GLANCE**

**Most Goals** \_\_\_\_\_ 1, (6x), Last: at RPI (2/9/24)  
**Most Assists** \_\_\_\_\_ 1, (2x), Last: at Union (2/10/24)  
**Most Points** \_\_\_\_\_ 2, vs. Clarkson (2/3/24)

**First Goal** \_\_\_\_\_ at Yale (11/3/23)  
**First Assist** \_\_\_\_\_ vs. Clarkson (2/3/24)  
**Last Goal** \_\_\_\_\_ at RPI (2/9/24) - 8 games  
**Last Assist** \_\_\_\_\_ at Union (2/10/24) - 7 games

**Longest Point Streak** \_\_\_\_\_ 4 games (2/2/24 - 2/10/24)  
**Longest Goal Streak** \_\_\_\_\_ 3 games (2/2/24 - 2/9/24)  
**Longest Assist Streak** \_\_\_\_\_ N/A

**JACK O'LEARY**

#9

**2024-25 STATS: 8 GP, 2 G, 1 A, 3 PTS, 0 PIM****Height:** 5-7 **Weight:** 158 lbs. **Shoots:** Right **Year:** Senior**Hometown:** St. James, N.Y.**Previous Team:** Cedar Rapids RoughRiders (USHL)

SEASON	GP	G	A	PTS	SH	SH%	PN-MIN	+/-	PPG	SHG	GWG	BLK	FOW	FOL	FO%
2021-22	11	1	1	2	9	.111	4-19	+3	0	0	0	1	0	0	.000
2022-23	29	6	11	17	30	.200	4-8	+19	0	0	2	19	0	1	.000
2023-24	35	7	8	15	43	.163	6-12	+15	0	0	1	12	2	7	.222
2024-25	8	2	1	3	9	.222	0-0	+2	0	0	0	2	2	1	.667
<b>TOTALS</b>	<b>83</b>	<b>16</b>	<b>21</b>	<b>37</b>	<b>91</b>	<b>.176</b>	<b>14-39</b>	<b>+39</b>	<b>0</b>	<b>0</b>	<b>3</b>	<b>34</b>	<b>4</b>	<b>9</b>	<b>.308</b>

**O'LEARY AT A GLANCE**

**Most Goals** \_\_\_\_\_ 1, (16x), Last: vs. Yale (11/8/24)  
**Most Assists** \_\_\_\_\_ 1, (21x), Last: vs. Princeton (11/23/24)  
**Most Points** \_\_\_\_\_ 2, (8x), Last: vs. Harvard (3/15/24)

**First Goal** \_\_\_\_\_ at North Dakota (1/7/22)  
**First Assist** \_\_\_\_\_ at North Dakota (1/7/22)  
**Last Goal** \_\_\_\_\_ vs. Yale (11/8/24) - 5 games  
**Last Assist** \_\_\_\_\_ vs. Princeton (11/23/24)

**Longest Point Streak** \_\_\_\_\_ 3, (4x), Last: (2/3/24 - 2/10/24)  
**Longest Goal Streak** \_\_\_\_\_ 2, (2x), Last: (11/2/24 - 10/8/24)  
**Longest Assist Streak** \_\_\_\_\_ 3, (3x), Last: (2/3/24 - 2/10/24)

**JAKE KRAFT**

#10

**2024-25 STATS: 8 GP, 2 G, 2 A, 4 PTS, 0 PIM****Height:** 5-8 **Weight:** 180 lbs. **Shoots:** Left **Year:** Sophomore**Hometown:** Churchville, N.Y.**Previous Team:** Cedar Rapids RoughRiders (USHL)

SEASON	GP	G	A	PTS	SH	SH%	PN-MIN	+/-	PPG	SHG	GWG	BLK	FOW	FOL	FO%
2023-24	35	4	9	13	47	.085	1-2	+6	0	0	1	13	2	0	1.000
2024-25	8	2	2	4	22	.091	0-0	+4	0	0	0	0	0	3	.000
<b>TOTALS</b>	<b>43</b>	<b>6</b>	<b>11</b>	<b>17</b>	<b>69</b>	<b>.087</b>	<b>1-2</b>	<b>+10</b>	<b>0</b>	<b>0</b>	<b>1</b>	<b>13</b>	<b>2</b>	<b>3</b>	<b>.400</b>

**KRAFT AT A GLANCE**

**Most Goals** \_\_\_\_\_ 1, (6x), Last: vs. Princeton (11/23/24)  
**Most Assists** \_\_\_\_\_ 1, (10x), Last: vs. Yale (11/8/24)  
**Most Points** \_\_\_\_\_ 2, (2x), Last: vs. North Dakota (11/2/24)

**First Goal** \_\_\_\_\_ vs. Harvard (11/11/23)  
**First Assist** \_\_\_\_\_ at Yale (11/3/23)  
**Last Goal** \_\_\_\_\_ vs. Princeton (11/23/24)  
**Last Assist** \_\_\_\_\_ vs. Yale (11/8/24) - 5 games

**Longest Point Streak** \_\_\_\_\_ 4 games (1/27/24 - 2/9/24)  
**Longest Goal Streak** \_\_\_\_\_ 2 games (2/2/24 - 2/3/24)  
**Longest Assist Streak** \_\_\_\_\_ 2, (3x), Last: (11/2/24 - 11/8/24)

**SEAN DONALDSON**

#11

**2024-25 STATS: 6 GP, 0 G, 0 A, 0 PTS, 4 PIM****Height:** 5-11 **Weight:** 192 lbs. **Shoots:** Left **Year:** Junior**Hometown:** Vancouver, British Columbia**Previous Team:** Nanaimo Clippers (BCHL)

SEASON	GP	G	A	PTS	SH	SH%	PN-MIN	+/-	PPG	SHG	GWG	BLK	FOW	FOL	FO%
2022-23	22	3	7	10	34	.088	0-0	4	1	0	0	3	0	0	.000
2023-24	10	0	0	0	12	.000	0-0	-1	0	0	0	1	0	0	.000
2024-25	6	0	0	0	5	.000	2-4	-2	0	0	0	1	0	1	.000
<b>TOTALS</b>	<b>38</b>	<b>3</b>	<b>7</b>	<b>10</b>	<b>51</b>	<b>.059</b>	<b>2-4</b>	<b>+1</b>	<b>1</b>	<b>0</b>	<b>0</b>	<b>5</b>	<b>0</b>	<b>1</b>	<b>.000</b>

**DONALDSON AT A GLANCE**

**Most Goals** \_\_\_\_\_ 1, (3x), Last: vs. Princeton (1/21/23)  
**Most Assists** \_\_\_\_\_ 2, (2x), Last: vs. Brown (11/19/22)  
**Most Points** \_\_\_\_\_ 2, (2x), Last: vs. Brown (11/19/22)

**First Goal** \_\_\_\_\_ at Minnesota Duluth (10/29/22)  
**First Assist** \_\_\_\_\_ 2, vs. Yale (11/18/22)  
**Last Goal** \_\_\_\_\_ vs. Princeton (1/21/23) - 21 games  
**Last Assist** \_\_\_\_\_ vs. AIC (12/30/22) - 25 games

**Longest Point Streak** \_\_\_\_\_ 3 games (11/18/22 - 11/22/22)  
**Longest Goal Streak** \_\_\_\_\_ N/A  
**Longest Assist Streak** \_\_\_\_\_ 3 games (11/18/22 - 11/22/22)

**TIM REGO**

#12

**2024-25 STATS: 8 GP, 2 G, 4 A, 6 PTS, 2 PIM****Height:** 6-0 **Weight:** 186 lbs. **Shoots:** Right **Year:** Senior**Hometown:** Mansfield, Mass.**Previous Team:** Brooks Bandits (AJHL)

SEASON	GP	G	A	PTS	SH	SH%	PN-MIN	+/-	PPG	SHG	GWG	BLK	FOW	FOL	FO%
2021-22	32	2	9	11	29	.069	3-6	+4	0	0	0	22	0	0	.000
2022-23	33	2	7	9	28	.071	8-16	+18	0	0	2	30	0	0	.000
2023-24	35	2	8	10	37	.054	7-14	+21	1	0	0	52	0	0	.000
2024-25	8	2	4	6	9	.222	1-2	+3	0	0	1	8	0	1	.000
<b>TOTALS</b>	<b>108</b>	<b>8</b>	<b>28</b>	<b>36</b>	<b>103</b>	<b>.078</b>	<b>19-38</b>	<b>+46</b>	<b>1</b>	<b>0</b>	<b>3</b>	<b>112</b>	<b>0</b>	<b>1</b>	<b>.000</b>

**REGO AT A GLANCE****Most Goals** \_\_\_\_\_ 2, vs. RPI (11/13/21)**Most Assists** \_\_\_\_\_ 2, at Harvard (11/5/21)**Most Points** \_\_\_\_\_ 3, vs. RPI (11/13/21)**First Goal** \_\_\_\_\_ 2, vs. RPI (11/13/21)**First Assist** \_\_\_\_\_ 2, at Harvard (11/5/21)**Last Goal** \_\_\_\_\_ at Harvard (11/16/24) - 2 games**Last Assist** \_\_\_\_\_ vs. Princeton (11/23/24)**Longest Point Streak** \_\_\_\_\_ 3, (2x), Last: (11/16/24 - Pres.)**Longest Goal Streak** \_\_\_\_\_ N/A**Longest Assist Streak** \_\_\_\_\_ 3, (2x), Last: (11/16/24 - Pres.)**MARIAN MOSKO**

#13

**2024-25 STATS: 0 GP, 0 G, 0 A, 0 PTS, 0 PIM****Height:** 5-11 **Weight:** 181 lbs. **Shoots:** Left **Year:** Sophomore**Hometown:** Visolaje, Slovakia**Previous Team:** Fargo Force (USHL)

SEASON	GP	G	A	PTS	SH	SH%	PN-MIN	+/-	PPG	SHG	GWG	BLK	FOW	FOL	FO%
2023-24	11	0	1	1	2	.000	0-0	+3	0	0	0	3	0	0	.000
2024-25	0	0	0	0	0	.000	0-0	E	0	0	0	0	0	0	.000
<b>TOTALS</b>	<b>11</b>	<b>0</b>	<b>1</b>	<b>1</b>	<b>2</b>	<b>.000</b>	<b>0-0</b>	<b>+3</b>	<b>0</b>	<b>0</b>	<b>0</b>	<b>3</b>	<b>0</b>	<b>0</b>	<b>.000</b>

**MOSKO AT A GLANCE****Most Goals** \_\_\_\_\_ N/A**Most Assists** \_\_\_\_\_ 1, vs. Princeton (11/19/24)**Most Points** \_\_\_\_\_ 1, vs. Princeton (11/19/24)**First Goal** \_\_\_\_\_ N/A**First Assist** \_\_\_\_\_ vs. Princeton (11/19/24)**Last Goal** \_\_\_\_\_ N/A**Last Assist** \_\_\_\_\_ vs. Princeton (11/19/24) - 7 games**Longest Point Streak** \_\_\_\_\_ N/A**Longest Goal Streak** \_\_\_\_\_ N/A**Longest Assist Streak** \_\_\_\_\_ N/A**RYAN WALSH**

#14

**2024-25 STATS: 8 GP, 4 G, 4 A, 8 PTS, 10 PIM****Height:** 6-1 **Weight:** 188 lbs. **Shoots:** Right **Year:** Sophomore**Hometown:** Rochester, N.Y.**Previous Team:** Cedar Rapids RoughRiders (USHL)

SEASON	GP	G	A	PTS	SH	SH%	PN-MIN	+/-	PPG	SHG	GWG	BLK	FOW	FOL	FO%
2023-24	35	12	10	22	73	.164	9-21	+5	4	0	5	9	251	241	.510
2024-25	8	4	4	8	20	.200	5-10	+4	2	0	0	4	106	73	.592
<b>TOTALS</b>	<b>43</b>	<b>16</b>	<b>14</b>	<b>30</b>	<b>93</b>	<b>.172</b>	<b>14-31</b>	<b>+9</b>	<b>6</b>	<b>0</b>	<b>5</b>	<b>13</b>	<b>357</b>	<b>314</b>	<b>.532</b>

**WALSH AT A GLANCE****Most Goals** \_\_\_\_\_ 1, (16x), Last: vs. Princeton (11/23/24)**Most Assists** \_\_\_\_\_ 2, (2x), Last: vs. North Dakota (11/2/24)**Most Points** \_\_\_\_\_ 3, vs. North Dakota (11/2/24)**First Goal** \_\_\_\_\_ vs. Minnesota Duluth (10/27/23)**First Assist** \_\_\_\_\_ vs. Minnesota Duluth (10/27/23)**Last Goal** \_\_\_\_\_ vs. Princeton (11/23/24)**Last Assist** \_\_\_\_\_ vs. Princeton (11/23/24)**Longest Point Streak** \_\_\_\_\_ 3, (4x), Last: (11/2/24 - 11/9/24)**Longest Goal Streak** \_\_\_\_\_ 3 games (1/27/24 - 2/3/24)**Longest Assist Streak** \_\_\_\_\_ 3 games (2/23/24 - 3/1/24)**TYLER CATALANO**

#15

**2024-25 STATS: 8 GP, 2 G, 1 A, 3 PTS, 6 PIM****Height:** 6-4 **Weight:** 216 lbs. **Shoots:** Right **Year:** Sophomore**Hometown:** St. Louis, Mo.**Previous Team:** Youngstown Phantoms (USHL)

SEASON	GP	G	A	PTS	SH	SH%	PN-MIN	+/-	PPG	SHG	GWG	BLK	FOW	FOL	FO%
2023-24	24	1	4	5	19	.053	3-14	-1	0	0	0	15	74	79	.484
2024-25	8	2	1	3	11	.182	3-6	+3	0	0	1	2	36	36	.500
<b>TOTALS</b>	<b>32</b>	<b>3</b>	<b>5</b>	<b>8</b>	<b>30</b>	<b>.100</b>	<b>6-20</b>	<b>+2</b>	<b>0</b>	<b>0</b>	<b>1</b>	<b>17</b>	<b>110</b>	<b>115</b>	<b>.489</b>

**CATALANO AT A GLANCE****Most Goals** \_\_\_\_\_ 1, (3x), Last: at Dartmouth (11/15/24)**Most Assists** \_\_\_\_\_ 1, (5x), Last: vs. North Dakota (11/2/24)**Most Points** \_\_\_\_\_ 1, (8x), Last: at Dartmouth (11/15/24)**First Goal** \_\_\_\_\_ vs. Yale (2/17/24)**First Assist** \_\_\_\_\_ vs. St. Lawrence (2/2/24)**Last Goal** \_\_\_\_\_ at Dartmouth (11/15/24) - 3 games**Last Assist** \_\_\_\_\_ vs. North Dakota (11/2/24) - 6 games**Longest Point Streak** \_\_\_\_\_ 3 games (2/2/24 - 2/9/24)**Longest Goal Streak** \_\_\_\_\_ N/A**Longest Assist Streak** \_\_\_\_\_ 3 games (2/2/24 - 2/9/24)**CHARLIE MAJOR**

#16

**2024-25 STATS: 8 GP, 0 G, 4 A, 4 PTS, 2 PIM****Height:** 5-10 **Weight:** 180 lbs. **Shoots:** Right **Year:** Freshman**Hometown:** Skaneateles, N.Y.**Previous Team:** Chicago Steel (USHL)

SEASON	GP	G	A	PTS	SH	SH%	PN-MIN	+/-	PPG	SHG	GWG	BLK	FOW	FOL	FO%
2024-25	8	0	4	4	11	.000	1-2	+4	0	0	0	4	20	28	.417
<b>TOTALS</b>	<b>8</b>	<b>0</b>	<b>4</b>	<b>4</b>	<b>11</b>	<b>.000</b>	<b>1-2</b>	<b>+4</b>	<b>0</b>	<b>0</b>	<b>0</b>	<b>4</b>	<b>20</b>	<b>28</b>	<b>.417</b>

**MAJOR AT A GLANCE****Most Goals** \_\_\_\_\_ N/A**Most Assists** \_\_\_\_\_ 1, (4x), Last: vs. Princeton (11/23/24)**Most Points** \_\_\_\_\_ 1, (4x), Last: vs. Princeton (11/23/24)**First Goal** \_\_\_\_\_ N/A**First Assist** \_\_\_\_\_ vs. North Dakota (11/2/24)**Last Goal** \_\_\_\_\_ N/A**Last Assist** \_\_\_\_\_ vs. Princeton (11/23/24)**Longest Point Streak** \_\_\_\_\_ 2 games (11/15/24 - 11/16/24)**Longest Goal Streak** \_\_\_\_\_ N/A**Longest Assist Streak** \_\_\_\_\_ 2 games (11/15/24 - 11/16/24)



## DALTON BANCROFT

#17

**2024-25 STATS: 8 GP, 4 G, 1 A, 5 PTS, 19 PIM**
**Height:** 6-3 **Weight:** 207 lbs. **Shoots:** Right **Year:** Junior

**Hometown:** Madoc, Ontario

**Previous Team:** Trenton Golden Hawks (OJHL)

SEASON	GP	G	A	PTS	SH	SH%	PN-MIN	+/-	PPG	SHG	GWG	BLK	FOW	FOL	FO%
2022-23	33	9	12	21	66	.136	8-19	+9	5	0	2	15	1	3	.250
2023-24	34	12	19	31	77	.156	7-25	+14	7	0	2	20	0	1	.000
2024-25	8	4	1	5	20	.200	4-19	+4	0	0	2	6	4	3	.571
<b>TOTALS</b>	<b>75</b>	<b>25</b>	<b>32</b>	<b>57</b>	<b>163</b>	<b>.153</b>	<b>19-63</b>	<b>+27</b>	<b>12</b>	<b>0</b>	<b>6</b>	<b>41</b>	<b>5</b>	<b>7</b>	<b>.417</b>

### BANCROFT AT A GLANCE

**Most Goals** \_\_\_\_\_ 3, vs. UConn (11/26/22)

**Most Assists** \_\_\_\_\_ 2, (4x), Last: vs. St. Lawrence (3/23/24)

**Most Points** \_\_\_\_\_ 3, (4x), Last: vs. Brown (11/9/24)

**First Goal** \_\_\_\_\_ vs. Yale (11/18/22)

**First Assist** \_\_\_\_\_ at Minnesota Duluth (10/28/22)

**Last Goal** \_\_\_\_\_ vs. Princeton (11/23/24)

**Last Assist** \_\_\_\_\_ vs. Brown (11/9/24) - 4 games

**Longest Point Streak** \_\_\_\_\_ 4, (4x), Last: (3/15/24 - 3/23/24)

**Longest Goal Streak** \_\_\_\_\_ 2, (3x), Last: (11/8/24 - 11/9/24)

**Longest Assist Streak** \_\_\_\_\_ 4 games (3/15/24 - 3/23/24)


## KYLER KOVICH

#18

**2024-25 STATS: 8 GP, 0 G, 1 A, 1 PTS, 0 PIM**
**Height:** 6-2 **Weight:** 185 lbs. **Shoots:** Left **Year:** Senior

**Hometown:** Coquitlam, British Columbia

**Previous Team:** Tri-City Storm (USHL)

SEASON	GP	G	A	PTS	SH	SH%	PN-MIN	+/-	PPG	SHG	GWG	BLK	FOW	FOL	FO%
2021-22	19	3	1	4	13	.231	4-8	+6	0	0	1	7	1	0	1.000
2022-23	16	1	2	3	10	.100	2-4	+3	0	0	0	2	0	0	.000
2023-24	7	0	1	1	7	.000	1-2	+1	0	0	0	3	0	1	.000
2024-25	8	0	1	1	6	.000	0-0	+3	0	0	0	0	3	3	.500
<b>TOTALS</b>	<b>50</b>	<b>4</b>	<b>5</b>	<b>9</b>	<b>36</b>	<b>.111</b>	<b>7-14</b>	<b>+13</b>	<b>0</b>	<b>0</b>	<b>1</b>	<b>12</b>	<b>4</b>	<b>4</b>	<b>.500</b>

### KOVICH AT A GLANCE

**Most Goals** \_\_\_\_\_ 1, (4x), Last: at St. Lawrence (11/11/22)

**Most Assists** \_\_\_\_\_ 1, (5x), Last: vs. Brown (11/9/24)

**Most Points** \_\_\_\_\_ 1, (9x), Last: vs. Brown (11/9/24)

**First Goal** \_\_\_\_\_ vs. Boston University (11/27/21)

**First Assist** \_\_\_\_\_ at Dartmouth (11/6/21)

**Last Goal** \_\_\_\_\_ at St. Lawrence (11/11/22) - 28 games

**Last Assist** \_\_\_\_\_ vs. Brown (11/9/24) - 4 games

**Longest Point Streak** \_\_\_\_\_ 2, (2x), Last: (2/24/23 - 2/25/23)

**Longest Goal Streak** \_\_\_\_\_ 2 games (1/7/22 - 1/8/22)

**Longest Assist Streak** \_\_\_\_\_ 2 games (2/24/23 - 2/25/23)


## SULLIVAN MACK

#19

**2024-25 STATS: 4 GP, 1 G, 1 A, 2 PTS, 0 PIM**
**Height:** 6-1 **Weight:** 194 lbs. **Shoots:** Left **Year:** Senior

**Hometown:** Anchorage, Alaska

**Previous Team:** Salmon Arm Silverbacks (BCHL)

SEASON	GP	G	A	PTS	SH	SH%	PN-MIN	+/-	PPG	SHG	GWG	BLK	FOW	FOL	FO%
2021-22	20	1	1	2	27	.037	2-4	-3	0	0	1	5	0	0	.000
2022-23	25	6	4	10	29	.207	4-8	+6	0	0	2	13	0	0	.000
2023-24	29	7	10	17	44	.159	1-2	+6	0	1	1	7	0	1	.000
2024-25	4	1	1	2	6	.167	0-0	+1	0	0	0	4	0	2	.000
<b>TOTALS</b>	<b>78</b>	<b>15</b>	<b>16</b>	<b>31</b>	<b>106</b>	<b>.142</b>	<b>7-14</b>	<b>+10</b>	<b>0</b>	<b>1</b>	<b>4</b>	<b>29</b>	<b>0</b>	<b>3</b>	<b>.000</b>

### MACK AT A GLANCE

**Most Goals** \_\_\_\_\_ 2, (3x), Last: vs. Maine (3/28/24)

**Most Assists** \_\_\_\_\_ 2, (3x), Last: at RPI (2/9/24)

**Most Points** \_\_\_\_\_ 2, (10x), Last: vs. North Dakota (11/1/24)

**First Goal** \_\_\_\_\_ at Princeton (2/26/22)

**First Assist** \_\_\_\_\_ vs. RPI (11/13/21)

**Last Goal** \_\_\_\_\_ vs. North Dakota (11/1/24) - 4 games

**Last Assist** \_\_\_\_\_ vs. North Dakota (11/1/24) - 4 games

**Longest Point Streak** \_\_\_\_\_ 4 games (11/18/22 - 11/26/22)

**Longest Goal Streak** \_\_\_\_\_ N/A

**Longest Assist Streak** \_\_\_\_\_ 3 games (2/3/24 - 2/10/24)


## BEN ROBERTSON

#21

**2024-25 STATS: 8 GP, 1 G, 4 A, 5 PTS, 2 PIM**
**Height:** 5-11 **Weight:** 191 lbs. **Shoots:** Left **Year:** Sophomore

**Hometown:** Potomac Falls, Va.

**Previous Team:** Waterloo Black Hawks (USHL)

SEASON	GP	G	A	PTS	SH	SH%	PN-MIN	+/-	PPG	SHG	GWG	BLK	FOW	FOL	FO%
2023-24	35	5	18	23	76	.066	1-2	+19	2	0	1	38	0	0	.000
2024-25	8	1	4	5	10	.100	1-2	+4	1	0	0	10	0	0	.000
<b>TOTALS</b>	<b>43</b>	<b>6</b>	<b>22</b>	<b>28</b>	<b>86</b>	<b>.070</b>	<b>2-4</b>	<b>+23</b>	<b>3</b>	<b>0</b>	<b>1</b>	<b>48</b>	<b>0</b>	<b>0</b>	<b>.000</b>

### ROBERTSON AT A GLANCE

**Most Goals** \_\_\_\_\_ 2, vs. Harvard (3/16/24)

**Most Assists** \_\_\_\_\_ 2, (2x), Last: at Colgate (12/1/23)

**Most Points** \_\_\_\_\_ 2, (4x), Last: vs. Princeton (11/23/24)

**First Goal** \_\_\_\_\_ at Arizona State (1/12/24)

**First Assist** \_\_\_\_\_ vs. Minnesota Duluth (10/27/23)

**Last Goal** \_\_\_\_\_ vs. Princeton (11/23/24)

**Last Assist** \_\_\_\_\_ vs. Princeton (11/23/24)

**Longest Point Streak** \_\_\_\_\_ 7 games (10/27/23 - 11/17/23)

**Longest Goal Streak** \_\_\_\_\_ 2 games (1/12/24 - 1/13/24)

**Longest Assist Streak** \_\_\_\_\_ 7 games (10/27/23 - 11/17/23)


## KYLE PENNEY

#22

**2024-25 STATS: 8 GP, 3 G, 0 A, 3 PTS, 0 PIM**
**Height:** 6-1 **Weight:** 210 lbs. **Shoots:** Left **Year:** Senior

**Hometown:** Lawrencetown, Nova Scotia

**Previous Team:** Chilliwack Chiefs (BCHL)

SEASON	GP	G	A	PTS	SH	SH%	PN-MIN	+/-	PPG	SHG	GWG	BLK	FOW	FOL	FO%
2021-22	32	8	6	14	59	.136	4-8	+3	0	0	0	23	25	36	.410
2022-23	33	7	11	18	45	.156	2-4	+9	1	0	1	14	45	60	.429
2023-24	35	10	18	28	66	.152	5-18	+30	0	0	2	28	21	16	.568
2024-25	8	3	0	3	21	.143	0-0	+5	0	1	0	1	12	14	.462
<b>TOTALS</b>	<b>108</b>	<b>28</b>	<b>35</b>	<b>63</b>	<b>191</b>	<b>.147</b>	<b>11-30</b>	<b>+47</b>	<b>1</b>	<b>1</b>	<b>3</b>	<b>66</b>	<b>103</b>	<b>126</b>	<b>.450</b>

### PENNEY AT A GLANCE

**Most Goals** \_\_\_\_\_ 2, at Dartmouth (11/15/24)

**Most Assists** \_\_\_\_\_ 2, (6x), Last: vs. Harvard (3/16/24)

**Most Points** \_\_\_\_\_ 3, (2x), Last: at Yale (2/25/23)

**First Goal** \_\_\_\_\_ at Dartmouth (11/6/21)

**First Assist** \_\_\_\_\_ vs. Boston University (11/27/21)

**Last Goal** \_\_\_\_\_ 2, at Dartmouth (11/15/24) - 3 games

**Last Assist** \_\_\_\_\_ vs. Denver (3/30/24) - 8 games

**Longest Point Streak** \_\_\_\_\_ 5 games (2/2/24 - 2/16/24)

**Longest Goal Streak** \_\_\_\_\_ 2, (7x), Last: (2/2/24 - 2/3/24)

**Longest Assist Streak** \_\_\_\_\_ 4 games (12/30/23 - 1/19/24)





## WINTER WALLACE

## #23

**2024-25 STATS: 0 GP, 0 G, 0 A, 0 PTS, 0 PIM**
**Height: 6-4 Weight: 222 lbs. Shoots: Right Year: Junior**
**Hometown: Boulder, Colo.**
**Previous Team: Youngstown Phantoms (USHL)**

SEASON	GP	G	A	PTS	SH	SH%	PN-MIN	+/-	PPG	SHG	GWG	BLK	FOW	FOL	FO%
2022-23	23	3	5	8	21	.143	9-18	+7	0	0	0	3	0	0	.000
2023-24	26	1	1	2	15	.067	6-12	-2	0	0	0	8	3	7	.300
2024-25	0	0	0	0	0	.000	0-0	E	0	0	0	0	0	0	.000
<b>TOTALS</b>	<b>49</b>	<b>4</b>	<b>6</b>	<b>10</b>	<b>36</b>	<b>.111</b>	<b>15-30</b>	<b>+5</b>	<b>0</b>	<b>0</b>	<b>0</b>	<b>11</b>	<b>3</b>	<b>7</b>	<b>.300</b>

### WALLACE AT A GLANCE

**Most Goals** \_\_\_\_\_ 1, (4x), Last: at Union (2/10/24)  
**Most Assists** \_\_\_\_\_ 1, (6x), Last: at Brown (11/4/23)  
**Most Points** \_\_\_\_\_ 1, (10x), Last: at Union (2/10/24)

**First Goal** \_\_\_\_\_ at Minnesota Duluth (10/28/22)  
**First Assist** \_\_\_\_\_ at Clarkson (11/12/22)  
**Last Goal** \_\_\_\_\_ at Union (2/10/24) - 9 games  
**Last Assist** \_\_\_\_\_ at Brown (11/4/23) - 22 games

**Longest Point Streak** \_\_\_\_\_ 2, (2x), Last: (2/11/23 - 2/17/23)  
**Longest Goal Streak** \_\_\_\_\_ N/A  
**Longest Assist Streak** \_\_\_\_\_ 2 games (2/11/23 - 2/17/23)



## NICHOLAS WOLFENBERG

## #24

**2024-25 STATS: 6 GP, 1 G, 0 A, 1 PTS, 0 PIM**
**Height: 6-2 Weight: 212 lbs. Shoots: Right Year: Freshman**
**Hometown: Calgary, Alberta**
**Previous Team: Okotoks Oilers (BCHL)**

SEASON	GP	G	A	PTS	SH	SH%	PN-MIN	+/-	PPG	SHG	GWG	BLK	FOW	FOL	FO%
2024-25	6	1	0	1	5	.200	0-0	+2	0	0	0	2	0	0	.000
<b>TOTALS</b>	<b>6</b>	<b>1</b>	<b>0</b>	<b>1</b>	<b>5</b>	<b>.200</b>	<b>0-0</b>	<b>+2</b>	<b>0</b>	<b>0</b>	<b>0</b>	<b>2</b>	<b>0</b>	<b>0</b>	<b>.000</b>

### WOLFENBERG AT A GLANCE

**Most Goals** \_\_\_\_\_ 1, vs. North Dakota (11/1/24)  
**Most Assists** \_\_\_\_\_ N/A  
**Most Points** \_\_\_\_\_ 1, vs. North Dakota (11/1/24)

**First Goal** \_\_\_\_\_ vs. North Dakota (11/1/24)  
**First Assist** \_\_\_\_\_ N/A  
**Last Goal** \_\_\_\_\_ vs. North Dakota (11/1/24) - 5 games  
**Last Assist** \_\_\_\_\_ N/A

**Longest Point Streak** \_\_\_\_\_ N/A  
**Longest Goal Streak** \_\_\_\_\_ N/A  
**Longest Assist Streak** \_\_\_\_\_ N/A



## ONDREJ PSENICKA

## #26

**2024-25 STATS: 4 GP, 1 G, 1 A, 2 PTS, 0 PIM**
**Height: 6-6 Weight: 209 lbs. Shoots: Left Year: Senior**
**Hometown: Praha, Czechia**
**Previous Team: Waterloo Black Hawks (USHL)**

SEASON	GP	G	A	PTS	SH	SH%	PN-MIN	+/-	PPG	SHG	GWG	BLK	FOW	FOL	FO%
2021-22	32	12	9	21	68	.176	9-18	+21	2	1	3	11	18	17	.514
2022-23	34	8	7	15	60	.133	5-10	+15	1	0	1	9	41	43	.488
2023-24	35	9	12	21	56	.161	8-30	+13	2	0	1	29	5	9	.537
2024-25	4	1	1	2	4	.250	0-0	+1	0	0	0	2	0	0	.000
<b>TOTALS</b>	<b>105</b>	<b>30</b>	<b>29</b>	<b>59</b>	<b>188</b>	<b>.160</b>	<b>22-58</b>	<b>+50</b>	<b>5</b>	<b>1</b>	<b>5</b>	<b>51</b>	<b>64</b>	<b>69</b>	<b>.481</b>

### PSENICKA AT A GLANCE

**Most Goals** \_\_\_\_\_ 2, (3x), Last: at St. Lawrence (2/24/24)  
**Most Assists** \_\_\_\_\_ 2, (3x), Last: vs. Harvard (3/16/24)  
**Most Points** \_\_\_\_\_ 3, (2x), Last: vs. AIC (12/29/22)

**First Goal** \_\_\_\_\_ vs. Alaska (10/29/21)  
**First Assist** \_\_\_\_\_ at Dartmouth (11/6/21)  
**Last Goal** \_\_\_\_\_ vs. Princeton (11/23/24)  
**Last Assist** \_\_\_\_\_ vs. Princeton (11/23/24)

**Longest Point Streak** \_\_\_\_\_ 4 games (3/11/22 - 10/28/22)  
**Longest Goal Streak** \_\_\_\_\_ 2, (6x), Last: (2/9/24 - 2/10/24)  
**Longest Assist Streak** \_\_\_\_\_ 4 games (3/11/22 - 10/28/22)



## MICHAEL SUDA

## #27

**2024-25 STATS: 8 GP, 0 G, 3 A, 3 PTS, 2 PIM**
**Height: 6-1 Weight: 187 lbs. Shoots: Left Year: Senior**
**Hometown: Cheektowaga, N.Y.**
**Previous Team: Fargo Force (USHL)**

SEASON	GP	G	A	PTS	SH	SH%	PN-MIN	+/-	PPG	SHG	GWG	BLK	FOW	FOL	FO%
2021-22	6	0	0	0	5	.000	0-0	-1	0	0	0	1	0	0	.000
2022-23	33	1	6	7	27	.037	4-8	+8	0	0	1	16	0	0	.000
2023-24	32	0	5	5	46	.000	5-10	+13	0	0	0	26	0	0	.000
2024-25	8	0	3	3	10	.000	1-2	+3	0	0	0	7	0	0	.000
<b>TOTALS</b>	<b>79</b>	<b>1</b>	<b>14</b>	<b>15</b>	<b>88</b>	<b>.011</b>	<b>10-20</b>	<b>+23</b>	<b>0</b>	<b>0</b>	<b>1</b>	<b>50</b>	<b>0</b>	<b>0</b>	<b>.000</b>

### SUDA AT A GLANCE

**Most Goals** \_\_\_\_\_ 1, vs. Clarkson (3/10/23)  
**Most Assists** \_\_\_\_\_ 2, vs. Quinnipiac (1/20/23)  
**Most Points** \_\_\_\_\_ 2, vs. Quinnipiac (1/20/23)

**First Goal** \_\_\_\_\_ vs. Clarkson (3/10/23)  
**First Assist** \_\_\_\_\_ at Minnesota Duluth (10/29/22)  
**Last Goal** \_\_\_\_\_ vs. Clarkson (3/10/23) - 44 games  
**Last Assist** \_\_\_\_\_ vs. Princeton (11/23/24)

**Longest Point Streak** \_\_\_\_\_ 2 games (11/11/23 - 11/17/23)  
**Longest Goal Streak** \_\_\_\_\_ N/A  
**Longest Assist Streak** \_\_\_\_\_ 2 games (11/11/23 - 11/17/23)



## NICK DeSANTIS

## #28

**2024-25 STATS: 8 GP, 1 G, 1 A, 2 PTS, 2 PIM**
**Height: 5-9 Weight: 163 lbs. Shoots: Right Year: Junior**
**Hometown: Collegeville, Pa.**
**Previous Team: Madison Capitols (USHL)**

SEASON	GP	G	A	PTS	SH	SH%	PN-MIN	+/-	PPG	SHG	GWG	BLK	FOW	FOL	FO%
2022-23	30	9	11	20	40	.225	6-12	+9	3	0	1	4	0	0	.000
2023-24	35	8	6	14	46	.174	11-30	+16	1	0	1	16	0	0	.000
2024-25	8	1	1	2	10	.100	1-2	+3	0	0	0	3	2	2	.500
<b>TOTALS</b>	<b>73</b>	<b>18</b>	<b>18</b>	<b>36</b>	<b>96</b>	<b>.188</b>	<b>18-44</b>	<b>+28</b>	<b>4</b>	<b>0</b>	<b>2</b>	<b>23</b>	<b>2</b>	<b>2</b>	<b>.500</b>

### DeSANTIS AT A GLANCE

**Most Goals** \_\_\_\_\_ 2, (4x), Last: vs. Dartmouth (3/22/24)  
**Most Assists** \_\_\_\_\_ 4, at RPI (1/7/23)  
**Most Points** \_\_\_\_\_ 4, at RPI (1/7/23)

**First Goal** \_\_\_\_\_ at St. Lawrence (11/11/22)  
**First Assist** \_\_\_\_\_ vs. AIC (12/29/22)  
**Last Goal** \_\_\_\_\_ vs. North Dakota (11/1/24) - 7 games  
**Last Assist** \_\_\_\_\_ at Harvard (11/16/24) - 2 games

**Longest Point Streak** \_\_\_\_\_ 6 games (12/29/22 - 1/20/23)  
**Longest Goal Streak** \_\_\_\_\_ 3 games (1/12/24 - 1/19/24)  
**Longest Assist Streak** \_\_\_\_\_ 4 games (1/6/23 - 1/20/23)



## PARKER MURRAY

#29

2024-25 STATS: 2 GP, 0 G, 0 A, 0 PTS, 0 PIM

Height: 6-5 Weight: 229 lbs. Shoots: Left Year: Freshman

Hometown: Manhattan Beach, Calif.

Previous Team: Chilliwack Chiefs (BCHL)

SEASON	GP	G	A	PTS	SH	SH%	PN-MIN	+/-	PPG	SHG	GWG	BLK	FOW	FOL	FO%
2024-25	2	0	0	0	0	.000	0-0	E	0	0	0	0	0	0	.000
TOTALS	2	0	0	0	0	.000	0-0	E	0	0	0	0	0	0	.000

### MURRAY AT A GLANCE

Most Goals	N/A
Most Assists	N/A
Most Points	N/A
First Goal	N/A
First Assist	N/A
Last Goal	N/A
Last Assist	N/A

Longest Point Streak	N/A
Longest Goal Streak	N/A
Longest Assist Streak	N/A



## IAN SHANE

#30

2024-25 STATS: 8 GP / 8 GS, 4-2-2 RECORD, 1.86 GAA, .918 SV%

Height: 6-0 Weight: 176 lbs. Catches: Left Year: Senior

Hometown: Manhattan Beach, Calif.

Previous Team: Bismarck Bobcats (NAHL)

SEASON	GP-GS	MIN	GA	GAA	SV	SV%	RECORD	SHO	PPG	SHG	G	A	PTS	PIM
2021-22	17-16	979:27	28	1.72	387	.933	7-6-3	3	10	0	0	0	0	0
2022-23	33-31	1852:53	53	1.72	581	.916	20-10-1	5	17	0	0	0	0	2
2023-24	34-34	2021:08	57	1.69	685	.923	22-5-6	3	21	1	0	0	0	0
2024-25	8-8	486:11	15	1.85	169	.918	4-2-2	1	5	0	0	1	1	2
TOTALS	90-87	5221:41	151	1.74	1778	.922	52-22-12	11	52	1	0	1	1	2

### SHANE AT A GLANCE

Most Saves	42, at Quinnipiac (2/25/22)
Most Assists	N/A
First Game	at Arizona State (1/2/22)
First Start	at North Dakota (1/7/22)
First Shutout	at Yale (1/17/22)
Current Shutout Streak	69:46, 11/22/24 - Pres.
Longest Shutout Streak	143:41, 2/25/22 - 3/11/22
Last Shutout	vs. Princeton (11/23/24)
Last Assist	at Harvard (11/16/24) - 2 games



## REMINGTON KEOPPLE

#33

2024-25 STATS: 0 GP / 0 GS, 0-0-0 RECORD, 0.00 GAA, .000 SV%

Height: 6-2 Weight: 184 lbs. Catches: Left Year: Junior

Hometown: New Richmond, Wis.

Previous Team: Des Moines Buccaneers (USHL)

SEASON	GP-GS	MIN	GA	GAA	SV	SV%	RECORD	SHO	PPG	SHG	G	A	PTS	PIM
2022-23	5-3	174:28	9	3.10	52	.852	1-1-1	0	2	1	0	0	0	0
2023-24	2-1	114:33	7	3.67	44	.863	0-2-0	0	1	0	0	0	0	0
2024-25	0-0	0:00	0	0.00	0	.000	0-0-0	0	0	0	0	0	0	0
TOTALS	7-4	289:01	16	3.32	96	.857	1-3-1	0	3	1	0	0	0	0

### KEOPPLE AT A GLANCE

Most Saves	22, (2x), Last: at Princeton (11/18/23)
Most Assists	N/A
First Game	at Minnesota Duluth (10/29/22)
First Start	at Minnesota Duluth (10/29/22)
First Shutout	N/A
Current Shutout Streak	0:00
Longest Shutout Streak	34:08, 11/17/23 - 11/18/23
Last Shutout	N/A
Last Assist	N/A



## JUSTIN KATZ

#37

2024-25 STATS: 0 GP / 0 GS, 0-0-0 RECORD, 0.00 GAA, .000 SV%

Height: 6-1 Weight: 176 lbs. Catches: Right Year: Freshman

Hometown: Montréal, Québec

Previous Team: Powell River Kings (BCHL)

SEASON	GP-GS	MIN	GA	GAA	SV	SV%	RECORD	SHO	PPG	SHG	G	A	PTS	PIM
2024-25	0-0	0:00	0	0.00	0	.000	0-0-0	0	0	0	0	0	0	0
TOTALS	0-0	0:00	0	0.00	0	.000	0-0-0	0	0	0	0	0	0	0

### KATZ AT A GLANCE

Most Saves	N/A
Most Assists	N/A
First Game	N/A
First Start	N/A
First Shutout	N/A
Current Shutout Streak	0:00
Longest Shutout Streak	N/A
Last Shutout	N/A
Last Assist	N/A



## JONATHAN CASTAGNA

#38

2024-25 STATS: 8 GP, 1 G, 3 A, 4 PTS, 6 PIM

Height: 6-2 Weight: 200 lbs. Shoots: Left Year: Sophomore

Hometown: Etobicoke, Ontario

Previous Team: St. Andrew's College

SEASON	GP	G	A	PTS	SH	SH%	PN-MIN	+/-	PPG	SHG	GWG	BLK	FOW	FOL	FO%
2023-24	35	11	14	25	60	.183	11-25	+20	0	0	3	15	220	183	.546
2024-25	8	1	3	4	12	.083	3-6	-1	0	0	0	4	67	56	.545
TOTALS	43	12	17	29	72	.167	14-31	+19	0	0	3	19	287	239	.546

### CASTAGNA AT A GLANCE

Most Goals	3, vs. Princeton (1/19/24)
Most Assists	2, (4x), Last: vs. North Dakota (11/1/24)
Most Points	4, (2x), Last: at Union (2/10/24)
First Goal	at Brown (11/4/23)
First Assist	vs. Minnesota Duluth (10/27/23)
Last Goal	vs. Quinnipiac (11/22/24) - 1 game
Last Assist	vs. Yale (11/8/24) - 5 games
Longest Point Streak	3, (2x), Last: (2/3/24 - 2/10/24)
Longest Goal Streak	2 games (2/9/24 - 2/10/24)
Longest Assist Streak	2, (2x), Last: (11/18/23 - 11/25/23)



2024-25 GOAL SCORING SUMMARIES

PLAYER	SEASON	BY SITE			BY PERIOD				BY STRENGTH			GAME	LAST	LAST GOAL		GAMES SINCE
	GOALS	HOME	ROAD	NEUTRAL	1ST	2ND	3RD	OT	EV	PP	SH	WINNER	LEADING	DATE / OPP	GOALTENDER	
Dalton Bancroft	4	4	—	—	2	1	1	—	4	—	—	2	2	11/23/24 vs. Princeton	Pearson	0
Jonathan Castagna	1	1	—	—	1	—	—	—	1	—	—	—	—	11/22/24 vs. Quinnipiac	Silverstein	1
Tyler Catalano	2	1	1	—	1	—	1	—	2	—	—	1	1	11/15/24 at Dartmouth	Clarke	3
Nick DeSantis	1	1	—	—	1	—	—	—	1	—	—	—	—	11/1/24 vs. North Dakota	Semptimphelter	7
Luke Devlin	—	—	—	—	—	—	—	—	—	—	—	—	—	—	—	—
Sean Donaldson	—	—	—	—	—	—	—	—	—	—	—	—	—	—	—	—
George Fegaras	—	—	—	—	—	—	—	—	—	—	—	—	—	—	—	—
Hank Kempf	—	—	—	—	—	—	—	—	—	—	—	—	—	—	—	—
Kyler Kovich	—	—	—	—	—	—	—	—	—	—	—	—	—	—	—	—
Jake Kraft	2	2	—	—	2	—	—	—	2	—	—	—	—	11/23/24 vs. Princeton	Pearson	0
Sullivan Mack	1	1	—	—	—	—	1	—	1	—	—	—	—	11/1/24 vs. North Dakota	Empty Net	4
Charlie Major	—	—	—	—	—	—	—	—	—	—	—	—	—	—	—	—
Marian Mosko	—	—	—	—	—	—	—	—	—	—	—	—	—	—	—	—
Parker Murray	—	—	—	—	—	—	—	—	—	—	—	—	—	—	—	—
Jack O'Brien	—	—	—	—	—	—	—	—	—	—	—	—	—	—	—	—
Jack O'Leary	2	2	—	—	—	2	—	—	2	—	—	—	—	11/8/24 vs. Yale	Stark	5
Kyle Penney	3	1	2	—	—	1	2	—	2	—	1	—	—	11/15/24 at Dartmouth	Clarke	3
Ondrej Psenicka	1	1	—	—	1	—	—	—	1	—	—	—	—	11/23/24 vs. Princeton	Pearson	0
Jimmy Rayhill	—	—	—	—	—	—	—	—	—	—	—	—	—	—	—	—
Tim Rego	2	1	1	—	—	1	1	—	2	—	—	1	1	11/16/24 at Harvard	Koskenvuo	2
Ben Robertson	1	1	—	—	—	—	1	—	—	1	—	—	—	11/23/24 vs. Princeton	Pearson	0
Hoyt Stanley	—	—	—	—	—	—	—	—	—	—	—	—	—	—	—	—
Liam Steele	—	—	—	—	—	—	—	—	—	—	—	—	—	—	—	—
Michael Suda	—	—	—	—	—	—	—	—	—	—	—	—	—	—	—	—
Winter Wallace	—	—	—	—	—	—	—	—	—	—	—	—	—	—	—	—
Ryan Walsh	4	3	1	—	—	—	4	—	2	2	—	—	—	11/23/24 vs. Princeton	Pearson	0
Nicholas Wolfenberg	1	1	—	—	1	—	—	—	1	—	—	—	—	11/1/24 vs. North Dakota	Semptimphelter	5

2024-25 GOAL SCORING SUMMARIES

PLAYER	TOTALS	EVEN	PP	SH	HOME	AWAY	NEUTRAL	1ST	2ND	3RD	OT
Dalton Bancroft	4-1—5	4-1—5	—	—	4-1—5	—	—	2-0—2	1-0—1	1-1—2	—
Jonathan Castagna	1-3—4	1-3—4	—	—	1-3—4	—	—	1-2—3	0-1—1	—	—
Tyler Catalano	2-1—3	2-1—3	—	—	1-1—2	1-0—1	—	1-0—1	0-1—1	1-0—1	—
Nick DeSantis	1-1—2	1-1—2	—	—	1-0—1	0-1—1	—	1-0—1	0-1—1	—	—
Luke Devlin	—	—	—	—	—	—	—	—	—	—	—
Sean Donaldson	—	—	—	—	—	—	—	—	—	—	—
George Fegaras	0-2—2	—	0-2—2	—	0-2—2	—	—	—	—	0-2—2	—
Hank Kempf	0-2—2	0-2—2	—	—	0-2—2	—	—	0-1—1	0-1—1	—	—
Kyler Kovich	0-1—1	0-1—1	—	—	0-1—1	—	—	—	—	0-1—1	—
Jake Kraft	2-2—4	2-2—4	—	—	2-2—4	—	—	2-1—3	—	0-1—1	—
Sullivan Mack	1-1—2	1-1—2	—	—	1-1—2	—	—	1-1—2	—	—	—
Charlie Major	0-4—4	0-3—3	0-1—1	—	0-2—2	0-2—2	—	0-1—1	—	0-3—3	—
Marian Mosko	—	—	—	—	—	—	—	—	—	—	—
Parker Murray	—	—	—	—	—	—	—	—	—	—	—
Jack O'Brien	0-1—1	0-1—1	—	—	—	0-1—1	—	—	—	0-1—1	—
Jack O'Leary	2-1—3	2-1—3	—	—	2-1—3	—	—	0-1—1	2-0—2	—	—
Kyle Penney	3-0—3	2-0—2	—	1-0—1	1-0—1	2-0—2	—	—	1-0—1	2-0—2	—
Ondrej Psenicka	1-1—2	1-1—2	—	—	1-1—2	—	—	1-1—2	—	—	—
Jimmy Rayhill	—	—	—	—	—	—	—	—	—	—	—
Tim Rego	2-4—6	2-3—5	0-1—1	—	1-3—4	1-1—2	—	0-2—2	1-1—2	1-1—2	—
Ben Robertson	1-4—5	0-3—3	1-1—2	—	1-3—4	0-1—1	—	0-1—1	—	1-3—4	—
Ian Shane	0-1—1	0-1—1	—	—	—	0-1—1	—	—	0-1—1	—	—
Hoyt Stanley	0-2—2	0-2—2	—	—	0-1—1	0-1—1	—	0-1—1	—	0-1—1	—
Liam Steele	—	—	—	—	—	—	—	—	—	—	—
Michael Suda	0-3—3	0-3—3	—	—	0-3—3	—	—	0-1—1	0-1—1	0-1—1	—
Winter Wallace	—	—	—	—	—	—	—	—	—	—	—
Ryan Walsh	4-4—8	2-3—5	2-1—3	—	3-4—7	1-0—1	—	0-2—2	—	4-2—6	—
Nicholas Wolfenberg	1-0—1	1-0—1	—	—	1-0—1	—	—	1-0—1	—	—	—

2024-25 GOALTENDING BREAKDOWN

PLAYER	OVERALL								HOME								ROAD / NEUTRAL							
	GP	REC	SHO	MIN	GA	GAA	SV	SV%	GP	REC	SHO	MIN	GA	GAA	SV	SV%	GP	REC	SHO	MIN	GA	GAA	SV	SV%
Justin Katz	—	—	—	—	—	—	—	—	—	—	—	—	—	—	—	—	—	—	—	—	—	—	—	—
Remington Keopple	—	—	—	—	—	—	—	—	—	—	—	—	—	—	—	—	—	—	—	—	—	—	—	—
Ian Shane	8	4-2-2	1	486:11	15	1.85	169	.918	6	4-1-1	1	362:58	9	1.49	118	.929	2	0-1-1	0	123:13	6	2.92	51	.895
PLAYER	OCTOBER								NOVEMBER								DECEMBER							
	GP	REC	SHO	MIN	GA	GAA	SV	SV%	GP	REC	SHO	MIN	GA	GAA	SV	SV%	GP	REC	SHO	MIN	GA	GAA	SV	SV%
Justin Katz	—	—	—	—	—	—	—	—	—	—	—	—	—	—	—	—	—	—	—	—	—	—	—	—
Remington Keopple	—	—	—	—	—	—	—	—	—	—	—	—	—	—	—	—	—	—	—	—	—	—	—	—
Ian Shane	—	—	—	—	—	—	—	—	8	4-2-2	1	486:11	15	1.85	169	.918	—	—	—	—	—	—	—	—
PLAYER	JANUARY								FEBRUARY								MARCH							
	GP	REC	SHO	MIN	GA	GAA	SV	SV%	GP	REC	SHO	MIN	GA	GAA	SV	SV%	GP	REC	SHO	MIN	GA	GAA	SV	SV%
Justin Katz	—	—	—	—	—	—	—	—	—	—	—	—	—	—	—	—	—	—	—	—	—	—	—	—
Remington Keopple	—	—	—	—	—	—	—	—	—	—	—	—	—	—	—	—	—	—	—	—	—	—	—	—
Ian Shane	—	—	—	—	—	—	—	—	—	—	—	—	—	—	—	—	—	—	—	—	—	—	—	—



CAREER GOAL SCORING SUMMARIES																
PLAYER	CAREER GOALS	BY SITE			BY PERIOD				BY STRENGTH			GAME WINNER	LAST LEADING	LAST GOAL		GAMES SINCE
		HOME	ROAD	NEUTRAL	1ST	2ND	3RD	OT	EV	PP	SH			DATE / OPP	GOALTENDER	
Dalton Bancroft	25	14	5	6	8	10	6	1	13	12	—	6	6	11/23/24 vs. Princeton	Pearson	0
Jonathan Castagna	12	5	5	2	6	5	1	—	12	—	—	3	5	11/22/24 vs. Quinnipiac	Silverstein	1
Tyler Catalano	3	2	1	—	2	—	1	—	3	—	—	1	1	11/15/24 at Dartmouth	Clarke	3
Nick DeSantis	18	10	5	3	9	3	6	—	14	4	—	2	2	11/1/24 vs. North Dakota	Semptimphelter	7
Luke Devlin	6	3	3	—	4	—	2	—	6	—	—	1	—	2/9/24 at RPI	Watson	8
Sean Donaldson	3	1	2	—	1	1	1	—	2	1	—	—	—	1/21/23 vs. Princeton	Pearson	22
George Fegasas	3	1	1	1	—	2	1	—	2	1	—	—	—	2/2/24 vs. St. Lawrence	Kraws	15
Hank Kempf	2	—	2	—	2	—	—	—	2	—	—	1	—	1/13/24 at Arizona State	Semptimphelter	28
Kyler Kovich	4	—	3	1	2	1	1	—	4	—	—	1	1	11/11/12 at St. Lawrence	Zetterquist	29
Jake Kraft	6	6	—	—	3	1	2	—	6	—	—	1	—	11/23/24 vs. Princeton	Pearson	0
Sullivan Mack	15	9	4	2	2	6	7	—	14	—	1	4	4	11/1/24 vs. North Dakota	Empty Net	4
Charlie Major	—	—	—	—	—	—	—	—	—	—	—	—	—	—	—	—
Marian Mosko	—	—	—	—	—	—	—	—	—	—	—	—	—	—	—	—
Parker Murray	—	—	—	—	—	—	—	—	—	—	—	—	—	—	—	—
Jack O'Brien	—	—	—	—	—	—	—	—	—	—	—	—	—	—	—	—
Jack O'Leary	16	9	5	2	7	4	5	—	16	—	—	3	5	11/8/24 vs. Yale	Stark	5
Kyle Penney	28	15	11	2	5	12	11	—	26	1	1	3	3	11/15/24 at Dartmouth	Clarke	3
Ondrej Psenicka	30	15	11	4	10	8	12	—	24	5	1	5	4	11/23/24 vs. Princeton	Pearson	0
Jimmy Rayhill	—	—	—	—	—	—	—	—	—	—	—	—	—	—	—	—
Tim Rego	8	4	4	—	2	4	2	—	7	1	—	3	1	11/16/24 at Harvard	Koskenvuo	2
Ben Robertson	6	3	3	—	1	2	2	1	3	3	—	1	2	11/23/24 vs. Princeton	Pearson	0
Hoyt Stanley	2	1	—	1	—	2	—	—	2	—	—	—	—	2/16/24 vs. Brown	Zacher	19
Liam Steele	—	—	—	—	—	—	—	—	—	—	—	—	—	—	—	—
Michael Suda	1	1	—	—	—	—	1	—	1	—	—	1	—	3/10/23 vs. Clarkson	Haider	44
Winter Wallace	4	1	3	—	1	1	2	—	4	—	—	—	1	2/10/24 at Union	Chauvette	9
Ryan Walsh	16	9	5	2	2	6	8	—	10	6	—	5	5	11/23/24 vs. Princeton	Pearson	0
Nicholas Wolfenberg	1	1	—	—	1	—	—	—	1	—	—	—	—	11/1/24 vs. North Dakota	Semptimphelter	5

CAREER GOAL SCORING SUMMARIES											
PLAYER	TOTALS	EVEN	PP	SH	HOME	AWAY	NEUTRAL	1ST	2ND	3RD	OT
Dalton Bancroft	25-32—57	13-17—30	12-15—27	—	14-20—34	5-8—13	6-4—10	8-10—18	10-13—23	6-9—15	1-0—1
Jonathan Castagna	12-17—29	12-17—29	—	—	5-11—16	5-5—10	2-1—3	6-4—10	5-7—12	1-6—7	—
Tyler Catalano	2-5—7	2-5—7	—	—	2-4—6	0-1—1	—	2-3—5	0-2—2	—	—
Nick DeSantis	18-18—36	14-16—30	4-2—6	—	10-3—13	5-13—18	3-2—5	9-8—17	3-7—10	6-3—9	—
Luke Devlin	6-2—8	6-2—8	—	—	3-1—4	3-1—4	—	4-0—4	0-1—1	2-1—3	—
Sean Donaldson	3-7—10	2-4—6	1-3—4	—	1-7—8	2-0—2	—	1-1—2	1-3—4	1-3—4	—
George Fegasas	3-6—9	2-2—4	1-4—5	—	1-3—4	1-3—4	1-0—1	0-1—1	2-2—4	1-3—4	—
Hank Kempf	2-18—20	2-16—18	0-1—1	0-1—1	0-10—10	2-5—7	0-3—3	2-5—7	0-9—9	0-4—4	—
Kyler Kovich	4-5—9	4-5—9	—	—	0-1—1	3-4—7	1-0—1	2-1—3	1-1—2	1-3—4	—
Jake Kraft	6-11—17	6-9—15	0-2—2	—	6-5—11	0-5—5	0-1—1	3-4—7	1-5—6	2-2—4	—
Sullivan Mack	15-16—31	14-15—29	0-1—1	1-0—1	9-10—19	4-3—7	2-3—5	2-7—9	6-6—12	7-2—9	0-1—1
Charlie Major	0-4—4	0-4—4	—	—	0-2—2	0-2—2	—	0-1—1	—	0-3—3	—
Marian Mosko	0-1—1	0-1—1	—	—	0-1—1	—	—	0-1—1	—	—	—
Parker Murray	—	—	—	—	—	—	—	—	—	—	—
Jack O'Brien	0-1—1	0-1—1	—	—	—	0-1—1	—	—	—	0-1—1	—
Jack O'Leary	16-21—37	16-20—36	—	0-1—1	9-12—21	5-8—13	2-1—3	7-7—14	4-7—11	5-7—12	—
Kyle Penney	28-35—63	26-33—59	1-2—3	1-0—1	15-11—26	11-20—31	2-4—6	5-10—15	12-13—25	11-11—22	0-1—1
Ondrej Psenicka	30-29—59	24-26—50	5-3—8	1-0—1	15-16—31	11-11—22	4-2—6	10-8—18	8-9—17	12-12—24	—
Jimmy Rayhill	—	—	—	—	—	—	—	—	—	—	—
Tim Rego	8-28—36	7-21—28	1-7—8	—	4-13—17	4-10—14	0-5—5	2-11—13	4-7—11	2-10—12	—
Ben Robertson	6-22—28	3-12—15	3-10—13	—	3-12—15	3-8—11	0-2—2	1-4—5	2-10—12	2-7—9	1-1—2
Ian Shane	0-1—1	0-1—1	—	—	—	0-1—1	—	—	0-1—1	—	—
Hoyt Stanley	2-10—12	2-10—12	—	—	1-6—7	0-3—3	1-1—2	0-5—5	2-2—4	0-3—3	—
Liam Steele	—	—	—	—	—	—	—	—	—	—	—
Michael Suda	1-14—15	1-13—14	0-1—1	—	1-9—10	0-3—3	0-2—2	0-5—5	0-4—4	1-5—6	—
Winter Wallace	4-6—10	4-5—9	0-1—1	—	1-3—4	3-3—6	—	1-2—3	1-0—1	2-4—6	—
Ryan Walsh	15-14—29	10-7—18	5-7—12	—	9-8—17	4-3—7	2-3—5	2-3—5	6-8—14	7-3—10	—
Nicholas Wolfenberg	1-0—1	1-0—1	—	—	1-0—1	—	—	1-0—1	—	—	—

CAREER GOALTENDING BREAKDOWN																								
PLAYER	OVERALL								HOME								ROAD / NEUTRAL							
	GP	REC	SHO	MIN	GA	GAA	SV	SV%	GP	REC	SHO	MIN	GA	GAA	SV	SV%	GP	REC	SHO	MIN	GA	GAA	SV	SV%
Justin Katz	—	—	—	—	—	—	—	—	—	—	—	—	—	—	—	—	—	—	—	—	—	—	—	—
Remington Keopple	7	1-3-1	0	289:01	16	3.32	96	.857	2	1-0-0	0	63:42	3	2.83	19	.864	5	0-3-1	0	225:19	13	3.46	77	.856
Ian Shane	92	53-23-12	12	5339:39	153	1.72	1822	.923	45	27-11-7	5	2680:53	75	1.68	801	.914	47	26-12-5	7	2658:46	78	1.76	1021	.929
PLAYER	OCTOBER								NOVEMBER								DECEMBER							
	GP	REC	SHO	MIN	GA	GAA	SV	SV%	GP	REC	SHO	MIN	GA	GAA	SV	SV%	GP	REC	SHO	MIN	GA	GAA	SV	SV%
Ryan McInchak	—	—	—	—	—	—	—	—	—	—	—	—	—	—	—	—	—	—	—	—	—	—	—	—
Remington Keopple	1	0-1-0	0	40:00	4	6.00	11	.733	4	1-2-0	0	200:17	8	2.40	67	.893	1	0-0-0	0	3:44	2	32.14	2	.500
Ian Shane	4	2-1-0	1	197:27	4	1.22	73	.948	21	12-5-3	2	1189:57	35	1.76	406	.921	8	3-2-3	1	486:10	15	1.85	140	.903
PLAYER	JANUARY								FEBRUARY								MARCH							
	GP	REC	SHO	MIN	GA	GAA	SV	SV%	GP	REC	SHO	MIN	GA	GAA	SV	SV%	GP	REC	SHO	MIN	GA	GAA	SV	SV%
Ryan McInchak	—	—	—	—	—	—	—	—	—	—	—	—	—	—	—	—	—	—	—	—	—	—	—	—
Remington Keopple	—	—	—	—	—	—	—	—	1	0-0-1	0	45:00	2	2.67	16	.889	—	—	—	—	—	—	—	—
Ian Shane	21	14-3-3	3	1261:36	40	1.90	457	.920	22	12-6-3	4	1283:10	33	1.54	416	.927	16	10-6-0	1	921:19	26	1.69	330	.927

GOALS SCORED, GAME

1.	19	1/13/1965 vs. Hamilton (W, 19-0)
	19	1/27/1968 at Yale (W, 19-1)
3.	18	1/20/1968 at Penn (W, 18-1)
4.	16	12/14/1957 vs. Lehigh (W, 16-3)
5.	15	11/25/1965 vs. York (W, 15-0)
	15	11/25/1975 vs. uOttawa (W, 15-2)
7.	14	2/10/1965 at Hamilton (W, 14-0)
	14	11/24/1966 vs. McMaster (W, 14-2)
	14	2/17/1968 vs. Dartmouth (W, 14-2)
	14	1/8/1969 vs. Penn (W, 14-0)
	14	3/4/1970 vs. Dartmouth (W, 14-0)
12.	13	Nine times, <b>Last:</b> 1/21/1978 vs. Yale (W, 13-1)

GOALS SCORED, PERIOD

1.	9	12/14/1957 vs. Lehigh — 1st period (W, 16-3)
	9	1/27/1968 at Yale — 2nd period (W, 19-1)
	9	1/21/1978 vs. Yale — 1st period (W, 13-1)
4.	8	3/4/1961 vs. Penn — 3rd period (W, 13-1)
	8	2/21/1979 vs. Harvard — 1st period (W, 11-3)
6.	7	3/3/1962 vs. Penn — 2nd period (W, 10-0)
	7	1/13/1965 vs. Hamilton — 2nd period (W, 19-0)
	7	1/13/1965 vs. Hamilton — 3rd period (W, 19-0)
	7	2/10/1965 at Hamilton — 1st period (W, 14-0)
	7	11/24/1966 vs. McMaster — 1st period (W, 14-2)
	7	1/19/1967 at Colgate — 1st period (W, 10-2)
	7	1/20/1968 at Penn — 2nd period (W, 18-1)
	7	1/20/1968 at Penn — 3rd period (W, 18-1)
	7	2/17/1968 at Dartmouth — 2nd period (W, 14-2)
	7	2/5/1969 at Yale — 2nd period (W, 11-2)
	7	12/28/1973 vs. Colo. Coll. — 2nd period (W, 9-8)
	7	11/25/1975 vs. uOttawa — 3rd period (W, 15-2)

MARGIN OF VICTORY

1.	+19	1/13/1965 vs. Hamilton (W, 19-0)
2.	+18	1/27/1968 at Yale (W, 19-1)
3.	+17	1/20/1968 at Penn (W, 18-1)
4.	+15	11/25/1965 vs. York (W, 15-0)
5.	+14	2/10/1965 at Hamilton (W, 14-0)
	+14	1/8/1969 vs. Penn (W, 14-0)
	+14	3/4/1970 vs. Dartmouth (W, 14-0)
8.	+13	1/4/1911 at Western Reserve (W, 13-0)
	+13	12/14/1957 vs. Lehigh Club (W, 16-3)
	+13	11/30/1963 at Penn (W, 13-0)
	+13	11/23/1968 vs. Guelph (W, 13-0)
	+13	11/25/1975 vs. uOttawa (W, 15-2)
13.	+12	Six times, <b>Last:</b> 1/21/1978 vs. Yale (W, 13-1)

MARGIN OF DEFEAT

1.	-23	12/27/1939 vs. Boston College (L, 1-14)
2.	-18	1/10/1959 at Harvard (L, 0-18)
3.	-16	1/19/1946 at Yale (L, 2-18)
4.	-14	3/2/1959 vs. Middlebury (L, 1-15)
5.	-13	1/21/1928 at Princeton (L, 1-14)
	-13	1/18/1947 at Yale (L, 0-13)
	-13	2/21/1948 at Colgate (L, 1-14)
	-13	2/23/1959 vs. Harvard (L, 0-13)
	-13	12/16/1959 at Yale (L, 0-13)
10.	-12	1/6/1945 at Army (L, 1-13)
	-12	2/19/1947 at Colgate (L, 3-15)
	-12	12/19/1957 vs. Princeton (L, 1-13)
	-12	2/14/1959 at Dartmouth (L, 2-14)
	-12	1/23/1960 vs. Dartmouth (L, 0-12)

POWER-PLAY GOALS, GAME

1.	7	11/18/1977 vs. York (W, 10-3)
2.	6	1/4/1973 vs. Loyola (W, 13-5)
	6	11/21/1975 vs. Waterloo (W, 9-1)
	6	1/19/1980 vs. Yale (W, 9-4)
	6	2/4/2023 vs. Union (W, 10-1)
6.	5	9 times, <b>Last:</b> 2/8/2003 vs. Vermont (W, 8-1)

POWER-PLAY GOALS, PERIOD

1.	5	2/4/2023 vs. Union — 1st period (W, 10-1)
2.	4	1/2/1971 vs. Guelph — 2nd period (W, 7-2)
	4	11/18/1977 vs. York — 2nd period (W, 10-3)
	4	1/26/1980 vs. Maine — 3rd period (W, 6-2)
	4	2/8/2003 vs. Vermont — 2nd period (W, 8-1)
6.	3	23 times, <b>Most recent:</b> 11/7/2015 vs. Quinnipiac — 1st period (OTL, 4-5)

SHORT-HANDED GOALS, GAME

1.	4	12/18/1961 vs. Ohio (W, 9-0)
2.	3	1/13/1965 vs. Hamilton (W, 19-0)
3.	2	25 times, <b>Last:</b> 1/13/2012 at Quinnipiac (W, 3-2)

SHORT-HANDED GOALS, PERIOD

1.	3	12/18/1961 vs. Ohio — 2nd period (W, 9-0)
	3	1/13/1965 vs. Hamilton — 3rd period (W, 19-0)
3.	2	1/19/1967 vs. Colgate — 3rd period (W, 10-2)
	2	12/28/1976 vs. Princeton — 3rd period (W, 8-5)
	2	2/11/1978 at Dartmouth — 2nd period (W, 7-1)
	2	2/7/1986 at St. Lawrence — 3rd period (W, 7-4)
	2	12/29/1986 at Wisconsin — 3rd period (L, 5-7)
	2	2/20/1988 vs. Yale — 3rd period (W, 7-4)
	2	1/15/1995 vs. Army — 2nd period (W, 8-2)
	2	1/13/2012 at Quinnipiac — 3rd period (W, 3-2)

FASTEST GOALS TO BEGIN GAME

1.	0:06	Bob Murray (2/11/74 vs. Yale)
2.	0:08	Robert Spitzmiller (2/12/30 vs. St. Lawrence)
	0:08	Pete Marcov (12/13/83 at Princeton)
	0:08	Doug Derraugh (11/10/90 vs. Princeton)
	0:08	<b>Dalton Bancroft (11/8/24 vs. Yale)</b>
6.	0:09	Brian McCutcheon (1/3/70 vs. Colgate)
7.	0:12	Tyler McManus (12/5/92 at Harvard)
8.	0:13	Roger Eastman (12/14/57 vs. Lehigh)
9.	0:14	Doug Ferguson (3/8/66 vs. Boston College)
10.	0:15	Murray Stephen (1/16/65 at Harvard)

FASTEST TWO GOALS

1.	0:05	3/5/1960 vs. Colgate (W, 5-2)
	0:05	2/14/2020 vs. Union (W, 5-2)
3.	0:06	3/9/1971 vs. Providence (W, 6-3)
4.	0:07	2/10/1965 at Hamilton (W, 14-0)
5.	0:08	1/27/1968 at Yale (W, 19-1)
	0:08	12/1/1978 vs. Brown (L, 5-7)
	0:08	3/8/1985 vs. Yale (W, 9-2)
	0:08	11/17/2017 vs. St. Lawrence (W, 6-1)
9.	0:09	Nine times, <b>Last:</b> 2/7/1986 at St. Lawrence (W, 7-4)

FASTEST TWO GOALS, GAME START

1.	0:36	11/23/1968 vs. Guelph (W, 13-0)
2.	1:11	3/2/1991 vs. Colgate (W, 8-1)
3.	1:14	11/26/2022 vs. UConn (W, 6-0)
4.	1:20	11/21/1964 vs. Waterloo (W, 5-4)
5.	1:40	12/14/1957 vs. Lehigh (W, 16-3)
6.	1:44	1/17/1987 vs. Brown (OTL, 4-5)
7.	1:53	3/5/1960 vs. Colgate (W, 5-2)
8.	1:54	2/7/1986 at St. Lawrence (W, 7-4)
9.	1:55	3/14/1969 vs. Michigan Tech (OTW, 4-3)
10.	1:57	1/3/1984 vs. Princeton (W, 6-4)

FASTEST THREE GOALS

1.	0:23	2/4/2023 vs. Union (W, 10-1) — <i>all PPG</i>
2.	0:24	2/28/1976 vs. Princeton (W, 8-2)
3.	0:29	1/13/1965 vs. Hamilton (W, 19-0) — <i>all SHG</i>
4.	0:32	1/20/1968 at Penn (W, 18-1)
5.	0:38	1/24/1969 at Penn (W, 10-3)
6.	0:40	3/4/1961 vs. Penn (W, 13-1)
7.	0:43	2/4/2023 vs. Union (W, 10-1)
8.	0:45	12/14/1957 vs. Lehigh (W, 16-3)
9.	0:51	3/10/1979 vs. Boston University (W, 7-4)
10.	0:52	1/9/1965 vs. Princeton (W, 7-3)

FASTEST THREE GOALS, GAME START

1.	2:29	2/28/1976 vs. Princeton (W, 8-2)
2.	3:28	11/23/1968 vs. Guelph (W, 13-0)
3.	3:47	3/2/1991 vs. Colgate (W, 8-1)
4.	3:52	11/24/1966 vs. McMaster (W, 14-2)
5.	4:30	2/22/1975 at Princeton (W, 9-5)
6.	4:33	12/5/1978 vs. St. Lawrence (W, 8-0)
7.	4:34	1/27/1968 at Yale (W, 19-1)
8.	5:03	12/18/1967 at Harvard (W, 9-0)
9.	5:09	1/13/1940 at St. Lawrence (W, 5-3)
10.	5:21	3/14/1969 vs. Michigan Tech (OTW, 4-3)

FASTEST FOUR GOALS

1.	0:54	2/4/2023 vs. Union (W, 10-1) — <i>first 3G were PPG</i>
2.	1:34	3/4/1961 vs. Penn (W, 13-1)
3.	1:35	1/21/1978 vs. Yale (W, 13-1)
4.	1:37	2/28/1976 vs. Princeton (W, 8-2)
5.	1:39	3/4/1961 vs. Penn (W, 13-1)
6.	1:43	11/25/1975 vs. uOttawa (W, 15-2)
7.	1:48	1/20/1968 at Penn (W, 18-1)
8.	2:01	11/25/1975 vs. uOttawa (W, 15-2)
9.	2:05	11/25/1975 vs. uOttawa (W, 15-2)
10.	2:06	12/3/1977 at Brown (L, 6-7)

FASTEST FIVE GOALS

1.	2:01	3/4/1961 vs. Penn (W, 13-1)
2.	2:29	11/25/1975 vs. uOttawa (W, 15-2)
3.	2:35	11/25/1975 vs. uOttawa (W, 15-2)
4.	3:04	1/21/1978 vs. Yale (W, 13-1)
5.	3:34	11/25/1975 vs. uOttawa (W, 15-2)
6.	3:35	2/4/2023 vs. Union (W, 10-1) — <i>first 4G were PPG</i>
7.	3:39	3/4/1961 vs. Penn (W, 13-1)
8.	3:42	1/27/1968 at Yale (W, 19-1)
9.	3:46	1/21/1978 at Yale (W, 19-1)
10.	3:56	1/27/1968 vs. Yale (W, 13-1)

MOST SAVES BY TEAM, GAME

1.	61	2/23/1959 vs. Harvard (L, 0-13) <i>John Detwiler (61 saves)</i>
	61	3/6/1982 at Yale (L, 2-5) <i>Brian Hayward (61 saves)</i>
3.	60	12/17/1958 vs. Yale (L, 1-12) <i>Pete Wheelwright (29 saves); John Detwiler (31 saves)</i>
	60	12/20/1962 vs. Clarkson (L, 3-8) <i>Laing Kennedy (60 saves)</i>
	60	1/3/1986 at British Columbia (W, 5-2) <i>Doug Dadswell (60 saves)</i>
	60	3/17/2013 at Quinnipiac (L, 2-3 — 2OT) <i>Andy Iles (60 saves)</i>
7.	59	3/26/2006 vs. Wisconsin (L, 0-1 — 3OT) <i>David McKee (59 saves)</i>
8.	58	1/10/1959 at Harvard (L, 0-18) <i>John Detwiler (58 saves)</i>
9.	57	3/14/1986 vs. Yale (W, 3-2 — 2OT) <i>Doug Dadswell (57 saves)</i>
	57	2/4/1961 at Harvard (L, 1-2) <i>Laing Kennedy (57 saves)</i>

POINTS IN SEASON, PLAYER

1.	83	Lance Nethery	1977-78
2.	78	Lance Nethery	1976-77
3.	74	Brian Cornell	1968-69
4.	71	Doug Ferguson	1965-66
5.	69	Carlo Ugolini	1972-73
6.	68	James Vaughan	1975-76
7.	66	Doug Derrauagh	1990-91
8.	65	Lance Nethery	1978-79
9.	63	Larry Fullan	1971-72
	63	Doug Marrett	1972-73
	63	David Peace	1974-75

GOALS SCORED IN SEASON, PLAYER

1.	37	Doug Ferguson	1965-66
2.	34	Doug Marrett	1972-73
3.	32	Lance Nethery	1976-77
4.	31	James Vaughan	1975-76
	31	Brock Tredway	1978-79
6.	30	Doug Derrauagh	1990-91
7.	29	Brian Cornell	1967-68
	29	Mark Trivett	1976-77
	29	Roy Kerling	1977-78
	29	Brock Tredway	1980-81

ASSISTS IN SEASON, PLAYER

1.	60	Lance Nethery	1977-78
2.	52	Brian Cornell	1968-69
3.	47	Lance Nethery	1978-79
4.	46	Lance Nethery	1976-77
5.	44	Carlo Ugolini	1972-73
6.	43	Larry Fullan	1971-72
7.	41	Brian Campbell	1974-75
8.	40	Peter Tufford	1968-69
9.	39	Michael Doran	1965-66
	39	Steve Bajinski	1974-75

SAVES IN SEASON, PLAYER

1.	967	Doug Dadswell	1985-86
2.	906	Mitch Gillam	2015-16
3.	898	Andy Iles	2012-13
4.	894	Ben Scrivens	2009-10
5.	883	Ben Scrivens	2007-08
6.	870	Andy Iles	2011-12
7.	857	Doug Dadswell	1984-85
8.	856	Jason Elliott	1997-98
9.	843	Mitch Gillam	2016-17
10.	836	Dave Elenbaas	1972-73

GOALS-AGAINST AVERAGE, SEASON

1.	1.20	Dave LeNeveu	2002-03
2.	1.24	David McKee	2004-05
3.	1.48	Ken Dryden	1966-67
4.	1.51	Matthew Galajda	2017-18
5.	1.52	Ken Dryden	1967-68
6.	1.56	Matthew Galajda	2019-20
7.	1.69	Ian Shane	2023-24
8.	1.72	Ian Shane	2022-23
9.	1.74	Ben Scrivens	2008-09
10.	1.81	Ken Dryden	1968-69

SHUTOUTS, SEASON

1.	10	David McKee	2004-05
2.	9	Dave LeNeveu	2002-03
3.	9	Matthew Galajda	2017-18
4.	7	Ben Scrivens	2008-09
5.	7	Ben Scrivens	2009-10
6.	7	Mitch Gillam	2015-16
7.	6	Ken Dryden	1967-68
8.	6	Andy Iles	2011-12
9.	5	Five times, <b>Last: Ian Shane (2022-23)</b>	

POINTS IN SEASON, TEAM

1.	530	1976-77	# of players with points:	20
2.	522	1977-78	# of players with points:	22
3.	502	1968-69	# of players with points:	18
4.	480	1967-68	# of players with points:	18
	474	1975-76	# of players with points:	26
6.	465	1971-72	# of players with points:	19
	465	1969-70	# of players with points:	17
8.	433	1978-79	# of players with points:	23
9.	430	1972-73	# of players with points:	19
10.	427	1974-75	# of players with points:	20

GOALS SCORED IN SEASON, TEAM

1.	204	1976-77	# of players with goals:	20
2.	195	1977-78	# of players with goals:	21
3.	190	1968-69	# of players with goals:	16
4.	187	1967-68	# of players with goals:	17
5.	179	1969-70	# of players with goals:	17
6.	176	1971-72	# of players with goals:	16
7.	174	1975-76	# of players with goals:	18
8.	166	1978-79	# of players with goals:	20
9.	164	1966-67	# of players with goals:	14
10.	159	1970-71	# of players with goals:	19

ASSISTS IN SEASON, TEAM

1.	327	1977-78	# of players with assists:	20
	326	1976-77	# of players with assists:	20
3.	312	1968-69	# of players with assists:	18
4.	300	1975-76	# of players with assists:	25
5.	293	1967-68	# of players with assists:	18
6.	289	1971-72	# of players with assists:	19
	286	1969-70	# of players with assists:	17
8.	274	1972-73	# of players with assists:	18
	270	1974-75	# of players with assists:	20
	267	1978-79	# of players with assists:	22

SAVES IN SEASON, TEAM

1.	1030	1985-86	Games: 32	SV/game: 32.19
2.	1026	1980-81	Games: 31	SV/game: 33.10
3.	1004	1997-98	Games: 33	SV/game: 30.42
4.	978	1996-97	Games: 35	SV/game: 27.94
5.	951	1979-80	Games: 31	SV/game: 30.68
6.	949	2010-11	Games: 34	SV/game: 27.91
7.	948	2007-08	Games: 36	SV/game: 26.33
8.	938	1993-94	Games: 30	SV/game: 31.27
9.	936	2015-16	Games: 34	SV/game: 27.53
10.	931	1984-85	Games: 30	SV/game: 31.03

GOALS-AGAINST AVERAGE, SEASON

1.	1.24	2004-05	GA: 44	Minutes: 2134:19
2.	1.26	2002-03	GA: 46	Minutes: 2187:32
3.	1.48	1967-68	GA: 43	Minutes: 1740:00
4.	1.52	2017-18	GA: 50	Minutes: 1978:38
5.	1.54	2019-20	GA: 45	Minutes: 1750:43
6.	1.59	1966-67	GA: 46	Minutes: 1740:00
7.	1.68	2001-02	GA: 61	Minutes: 2176:41
8.	1.80	2023-24	GA: 64	Minutes: 2135:41
9.	1.82	2003-04	GA: 59	Minutes: 1942:47
10.	1.84	2009-10	GA: 63	Minutes: 2049:53

SHUTOUTS, SEASON

1.	10	2004-05
	10	2017-18
3.	9	2002-03
4.	7	2008-09
	7	2009-10
	7	2015-16
	6	1967-68
8.	6	2011-12
9.	5	Eight times, <b>Last: 2022-23</b>

CAREER POINTS

1.	271	Lance Nethery	1975-79
2.	207	Brock Tredway	1977-81
3.	200	Roy Kerling	1977-78, 1979-82
4.	187	Doug Ferguson	1964-67
5.	177	Duanne Moeser	1982-86
6.	165	Larry Fullan	1969-72
7.	160	Peter Tufford	1966-69
8.	159	Gary Cullen	1981-85
9.	154	James Vaughan	1974-77
10.	153	Doug Derrauagh	1987-91

CAREER GOALS SCORED

1.	113	Brock Tredway	1977-81
2.	93	Roy Kerling	1977-78, 1979-82
3.	91	Doug Ferguson	1964-67
	91	Lance Nethery	1975-79
5.	81	Duanne Moeser	1982-86
6.	73	Joe Nieuwendyk	1984-87
7.	71	James Vaughan	1974-77
	71	Matt Moulson	2002-06
9.	68	John Hughes	1967-70
	68	Peter Tufford	1966-69
	68	Trent Andison	1987-91

CAREER ASSISTS

1.	180	Lance Nethery	1975-79
2.	108	Larry Fullan	1969-72
3.	107	Roy Kerling	1977-78, 1979-82
4.	105	Gary Cullen	1981-85
5.	96	Doug Ferguson	1964-67
	96	Duanne Moeser	1982-86
7.	95	Brian Cornell	1966-69
8.	94	Brock Tredway	1977-81
9.	93	Kyle Knopp	1995-99
10.	92	Brian Campbell	1973-76
	92	Peter Tufford	1966-69

CAREER SAVES

1.	2988	Andy Iles	2010-14
2.	2824	Ben Scrivens	2006-10
3.	2462	Jason Elliott	1994-98
4.	2403	Mitch Gillam	2013-17
5.	2228	Corrie D'Alessio	1987-91
	2225	Brian Hayward	1978-82
7.	2208	David McKee	2003-06
8.	2143	Darren Eliot	1979-83
9.	2052	Matt Underhill	1998-02
10.	1987	Ken Dryden	1966-69

CAREER GOALS-AGAINST AVERAGE

1.	1.29	Dave LeNeveu	2001-03
2.	1.60	Ken Dryden	1966-69
3.	1.64	Matthew Galajda	2017-20
4.	1.715	David McKee	2003-06
5.	1.719	Ian Shane	2021-Pres.
6.	1.91	Ben Scrivens	2006-10
7.	2.13	Brian Cropper	1968-71
8.	2.15	Mitch Gillam	2013-17
9.	2.26	Andy Iles	2010-14
10.	2.32	Matt Underhill	1998-02

CAREER SHUTOUTS

1.	19	Matthew Galajda	2017-20
	19	Ben Scrivens	2006-10
3.	18	David McKee	2003-06
4.	13	Ken Dryden	1966-69
5.	12	Ian Shane	2021-Pres.
6.	11	Dave LeNeveu	2001-03
	11	Mitch Gillam	2013-17
8.	10	Laing Kennedy	1960-63
9.	9	Andy Iles	2010-14
10.	7	Brian Cropper	1968-71
	7	Errol McKibbin	1963-66



2024-25 OVERALL STATISTICS

Overall4-2-2

Home4-1-1

Away0-1-1

Neutral0-0-0

ECAC Hockey2-2-2

#	PLAYER	GP	G	A	PTS	SH	SH%	+/-	PN-MIN	MIN	MAJ	OTH	PPG	SHG	FG	GWG	GTG	OTG	HT	PN	UA	BLK	SHOOTOUTS		
																							G	ATT	PCT
14	Ryan Walsh	8	4	4	8	20	.200	+4	5-10	5	0	0	2	0	0	0	1	0	0	0	0	4	0	1	.000
12	Tim Rego	8	2	4	6	9	.222	+3	1-2	1	0	0	0	0	0	1	0	0	0	0	0	8	0	0	—
17	Dalton Bancroft	8	4	1	5	20	.200	+4	4-19	2	1	1	0	0	2	2	0	0	0	0	0	6	0	1	.000
21	Ben Robertson	8	1	4	5	10	.100	+4	1-2	1	0	0	1	0	0	0	0	0	0	0	0	10	1	1	1.000
10	Jake Kraft	8	2	2	4	22	.091	+4	0-0	0	0	0	0	0	1	0	0	0	0	0	0	0	0	0	—
38	Jonathan Castagna	8	1	3	4	12	.083	-1	3-6	3	0	0	0	0	0	0	0	0	0	0	0	4	0	0	—
16	Charlie Major	8	0	4	4	11	.000	+4	1-2	1	0	0	0	0	0	0	0	0	0	0	0	4	0	1	.000
22	Kyle Penney	8	3	0	3	21	.143	+5	0-0	0	0	0	0	1	0	0	0	0	0	0	1	1	0	0	—
9	Jack O'Leary	8	2	1	3	9	.222	+2	0-0	0	0	0	0	0	0	0	1	0	0	0	0	2	0	0	—
15	Tyler Catalano	8	2	1	3	11	.182	+3	3-6	3	0	0	0	0	0	1	0	0	0	0	0	2	0	0	—
27	Michael Suda	8	0	3	3	10	.000	+3	1-2	1	0	0	0	0	0	0	0	0	0	0	0	7	1	1	1.000
19	Sullivan Mack	4	1	1	2	6	.167	+1	0-0	0	0	0	0	0	0	0	0	0	0	0	0	4	0	0	—
26	Ondrej Psenicka	4	1	1	2	4	.250	+1	0-0	0	0	0	0	0	0	0	0	0	0	0	0	2	0	0	—
28	Nick DeSantis	8	1	1	2	10	.100	+3	1-2	1	0	0	0	0	1	0	0	0	0	0	1	3	0	0	—
4	Hank Kempf	8	0	2	2	10	.000	+4	1-2	1	0	0	0	0	0	0	0	0	0	0	0	10	0	0	—
5	Hoyt Stanley	8	0	2	2	7	.000	+3	3-6	3	0	0	0	0	0	0	0	0	0	0	0	19	0	0	—
6	George Fegaras	2	0	2	2	1	.000	E	2-4	2	0	0	0	0	0	0	0	0	0	0	0	3	0	0	—
24	Nicholas Wolfenberg	6	1	0	1	5	.200	+2	0-0	0	0	0	0	0	0	0	0	0	0	0	0	2	0	0	—
3	Jack O'Brien	5	0	1	1	2	.000	+3	0-0	0	0	0	0	0	0	0	0	0	0	0	0	2	0	0	—
18	Kyler Kovich	8	0	1	1	6	.000	+3	0-0	0	0	0	0	0	0	0	0	0	0	0	0	0	0	0	—
30	Ian Shane	8	0	1	1	0	.000	E	1-2	1	0	0	0	0	0	0	0	0	0	0	0	0	0	0	—
11	Sean Donaldson	6	0	0	0	5	.000	-2	2-4	2	0	0	0	0	0	0	0	0	0	0	0	1	0	0	—
29	Parker Murray	2	0	0	0	0	.000	E	0-0	0	0	0	0	0	0	0	0	0	0	0	0	0	0	0	—
TEAM									1-2																
TOTALS		8	25	39	64	211	.118	+53	36-83	34	1	1	3	1	4	4	2	0	0	0	2	94	2	5	.400
OPPONENTS		8	16	26	42	185	.086	-58	31-65	30	1	0	5	0	4	2	0	0	0	0	2	81	1	4	.250

#	PLAYER	GP-GS	MIN	GA	GAA	SV	SV%	W	L	T	SHO	PPG	SHG	ENG
30	Ian Shane	8-8	486:11	15	1.85	169	.918	4	2	2	1	5	0	0
EMPTY NET			3:49	1	—	—	—	—	—	—	—	0	0	1
TOTALS		8	490:00	16	1.96	169	.914	4	2	2	1	5	0	1
OPPONENTS		8	490:00	25	3.06	186	.882	2	4	2	0	3	1	3

FACEOFFS

#	PLAYER	W	L	PCT
9	Jack O'Leary	2	1	.667
14	Ryan Walsh	106	73	.592
17	Dalton Bancroft	4	3	.571
38	Jonathan Castagna	67	56	.545
15	Tyler Catalano	36	36	.500
18	Kyler Kovich	3	3	.500
28	Nick DeSantis	2	2	.500
22	Kyle Penney	12	14	.462
16	Charlie Major	20	28	.417
10	Jake Kraft	0	3	.000
19	Sullivan Mack	0	2	.000
11	Sean Donaldson	0	1	.000
12	Tim Rego	0	1	.000
TOTALS		252	223	.531
OPPONENTS		223	252	.469

POWER-PLAY SCORING

#	PLAYER	G	A	PTS	SH	SH%
14	Ryan Walsh	2	1	3	6	.333
21	Ben Robertson	1	1	2	6	.167
6	George Fegaras	0	2	2	0	.000
12	Tim Rego	0	1	1	1	.000
16	Charlie Major	0	1	1	5	.000

SHORT-HANDED SCORING

#	PLAYER	G	A	PTS	SH	SH%
22	Kyle Penney	1	0	1	2	.500

PERIOD-BY-PERIOD STATS

GOALS	1ST	2ND	3RD	OT	TOTAL
Cornell	9	5	11	0	25
Opponents	5	7	4	0	16
Difference	+4	-2	+7	0	+9
SHOTS	1ST	2ND	3RD	OT	TOTAL
Cornell	63	59	81	8	211
Opponents	56	70	58	1	185
Difference	+7	-11	+23	+7	+26
SAVES	1ST	2ND	3RD	OT	TOTAL
Cornell	51	63	54	1	169
Opponents	54	54	70	8	186
Difference	-3	+9	-16	-7	-17

2024-25 ECAC HOCKEY STATISTICS

Overall4-2-2

Home4-1-1

Away0-1-1

Neutral0-0-0

ECAC Hockey2-2-2

#	PLAYER	GP	G	A	PTS	SH	SH%	+/-	PN-MIN	MIN	MAJ	OTH	PPG	SHG	FG	GWG	GTG	OTG	HT	PN	UA	BLK	SHOOTOUTS		
																							G	ATT	PCT
17	Dalton Bancroft	6	4	1	5	15	.267	+3	2-15	0	1	1	0	0	2	2	0	0	0	0	0	5	0	1	.000
14	Ryan Walsh	6	3	2	5	15	.200	+2	3-6	3	0	0	2	0	0	0	1	0	0	0	0	3	0	1	.000
12	Tim Rego	6	1	3	4	8	.125	+1	1-2	1	0	0	0	0	0	0	0	0	0	0	0	6	0	0	—
21	Ben Robertson	6	1	3	4	9	.111	+1	1-2	1	0	0	1	0	0	0	0	0	0	0	0	7	1	1	1.000
16	Charlie Major	6	0	3	3	8	.000	+4	0-0	0	0	0	0	0	0	0	0	0	0	0	0	4	0	1	.000
22	Kyle Penney	6	2	0	2	14	.143	+4	0-0	0	0	0	0	1	0	0	0	0	0	0	1	1	0	0	—
9	Jack O'Leary	6	1	1	2	7	.143	-1	0-0	0	0	0	0	0	0	0	1	0	0	0	0	1	0	0	—
10	Jake Kraft	6	1	1	2	13	.077	+1	0-0	0	0	0	0	0	0	0	0	0	0	0	0	0	0	0	—
26	Ondrej Psenicka	2	1	1	2	3	.333	+1	0-0	0	0	0	0	0	0	0	0	0	0	0	0	2	0	0	—
38	Jonathan Castagna	6	1	1	2	11	.091	-3	2-4	2	0	0	0	0	0	0	0	0	0	0	0	4	0	0	—
6	George Fegaras	2	0	2	2	1	.000	E	2-4	2	0	0	0	0	0	0	0	0	0	0	0	3	0	0	—
27	Michael Suda	6	0	2	2	8	.000	+4	1-2	1	0	0	0	0	0	0	0	0	0	0	0	4	1	1	1.000
15	Tyler Catalano	6	1	0	1	8	.125	+2	1-2	1	0	0	0	0	0	0	0	0	0	0	0	2	0	0	—
3	Jack O'Brien	3	0	1	1	1	.000	+2	0-0	0	0	0	0	0	0	0	0	0	0	0	0	1	0	0	—
4	Hank Kempf	6	0	1	1	7	.000	+1	1-2	1	0	0	0	0	0	0	0	0	0	0	0	5	0	0	—
5	Hoyt Stanley	6	0	1	1	7	.000	+2	1-2	1	0	0	0	0	0	0	0	0	0	0	0	12	0	0	—
18	Kyler Kovich	6	0	1	1	6	.000	+3	0-0	0	0	0	0	0	0	0	0	0	0	0	0	0	0	0	—
28	Nick DeSantis	6	0	1	1	9	.000	+3	1-2	1	0	0	0	0	0	0	0	0	0	0	0	3	0	0	—
30	Ian Shane	6	0	1	1	0	.000	E	1-2	1	0	0	0	0	0	0	0	0	0	0	0	0	0	0	—
11	Sean Donaldson	6	0	0	0	5	.000	-2	2-4	2	0	0	0	0	0	0	0	0	0	0	0	1	0	0	—
19	Sullivan Mack	2	0	0	0	4	.000	E	0-0	0	0	0	0	0	0	0	0	0	0	0	0	3	0	0	—
24	Nicholas Wolfenberg	4	0	0	0	3	.000	E	0-0	0	0	0	0	0	0	0	0	0	0	0	0	2	0	0	—
29	Parker Murray	2	0	0	0	0	.000	E	0-0	0	0	0	0	0	0	0	0	0	0	0	0	0	0	0	—
TEAM									1-2																
TOTALS		6	16	26	42	162	.099	+28	25-61	23	1	1	3	1	2	2	2	0	0	0	1	69	2	5	.400
OPPONENTS		6	12	21	33	133	.090	-31	21-45	20	1	0	5	0	4	2	0	0	0	0	1	69	1	4	.250

#	PLAYER	GP-GS	MIN	GA	GAA	SV	SV%	W	L	T	SHO	PPG	SHG	ENG
30	Ian Shane	6-6	366:11	11	1.80	121	.917	2	2	2	1	5	0	0
EMPTY NET			3:49	1	—	—	—	—	—	—	—	0	0	1
TOTALS		6	370:00	12	1.95	121	.910	2	2	2	1	5	0	1
OPPONENTS		6	370:00	16	2.59	146	.901	2	2	2	0	3	1	1

FACEOFFS

#	PLAYER	W	L	PCT
9	Jack O'Leary	2	1	.667
18	Kyler Kovich	2	1	.667
28	Nick DeSantis	2	1	.667
14	Ryan Walsh	82	54	.603
17	Dalton Bancroft	3	2	.600
38	Jonathan Castagna	54	40	.574
22	Kyle Penney	11	10	.524
15	Tyler Catalano	24	25	.490
16	Charlie Major	14	23	.378
10	Jake Kraft	0	1	.000
11	Sean Donaldson	0	1	.000
12	Tim Rego	0	1	.000
TOTALS		123	108	.532
OPPONENTS		108	123	.468

POWER-PLAY SCORING

#	PLAYER	G	A	PTS	SH	SH%
14	Ryan Walsh	2	1	3	5	.400
21	Ben Robertson	1	1	2	5	.200
6	George Fegaras	0	2	2	0	.000
12	Tim Rego	0	1	1	1	.000
16	Charlie Major	0	1	1	4	.000

SHORT-HANDED SCORING

#	PLAYER	G	A	PTS	SH	SH%
22	Kyle Penney	1	0	1	2	.500

PERIOD-BY-PERIOD STATS

GOALS	1ST	2ND	3RD	OT	TOTAL
Cornell	5	4	7	0	16
Opponents	4	4	4	0	12
Difference	+1	0	+3	0	+4
SHOTS	1ST	2ND	3RD	OT	TOTAL
Cornell	46	45	63	8	162
Opponents	46	45	41	1	133
Difference	0	0	+22	+7	+29
SAVES	1ST	2ND	3RD	OT	TOTAL
Cornell	42	41	37	1	121
Opponents	41	41	56	8	146
Difference	+1	0	-19	-7	-25

2024-25 PERIOD-BY-PERIOD COMPARISONS

DATE OPPONENT		GOALS																SHOTS													
		TOTAL			CU BY PERIOD				OPP BY PERIOD				+/- BY PERIOD				TOTAL			CU BY PERIOD				OPP BY PERIOD				+/- BY PERIOD			
		CU	OPP	+/-	1	2	3	OT	1	2	3	OT	1	2	3	OT	CU	OPP	+/-	1	2	3	OT	1	2	3	OT	1	2	3	OT
11/1	North Dakota	4	1	+1	3	0	1	—	1	0	0	—	+2	0	+1	—	21	24	-3	6	10	5	—	5	10	9	—	+1	0	-4	—
11/2	North Dakota	5	3	+2	1	1	3	—	0	3	0	—	+1	-2	+3	—	28	28	0	11	4	13	—	5	15	8	—	+6	-11	+5	—
11/8	Yale	2	2	0	1	1	0	0	1	1	0	0	0	0	0	0	33	10	+23	5	10	13	5	3	6	0	1	+2	+4	+13	+4
11/9	Brown	3	1	+2	0	1	2	—	1	0	0	—	-1	+1	+2	—	31	19	+12	7	11	13	—	9	5	5	—	-2	+6	+8	—
11/15	at Dartmouth	3	4	-1	0	1	2	—	0	2	2	—	0	-1	0	—	32	23	+9	11	7	14	—	8	5	10	—	+3	+2	+4	—
11/16	at Harvard	2	2	0	0	1	1	0	1	1	0	0	-1	0	+1	0	26	34	-8	6	5	12	3	13	11	10	0	-7	-6	+2	+3
11/22	Quinnipiac	1	3	-2	1	0	0	—	1	0	2	—	0	0	-2	—	16	23	-7	5	5	6	—	5	9	9	—	0	-4	-3	—
11/23	Princeton	5	0	+5	3	0	2	—	0	0	0	—	+3	0	+2	—	24	24	0	12	7	5	—	8	9	7	—	+4	-2	-2	—
11/30	vs. Quinnipiac																														
12/6	Colgate																														
12/7	at Colgate																														
1/3	vs. UMass																														
1/4	vs. RMU/ASU																														
1/10	at Sacred Heart																														
1/11	at Sacred Heart																														
1/17	at Princeton																														
1/18	at Quinnipiac																														
1/24	Harvard																														
1/25	Dartmouth																														
1/31	at St. Lawrence																														
2/1	at Clarkson																														
2/7	RPI																														
2/8	Union																														
2/14	at Brown																														
2/15	at Yale																														
2/21	Clarkson																														
2/22	St. Lawrence																														
2/28	at Union																														
3/1	at RPI																														



2024-25 GAME-BY-GAME SCORING BREAKDOWN

Date	Opponent	2 Steele	3 O'Brien	4 Kempf	5 Stanley	6 Fegaras	7 Rayhill	8 Devlin	9 O'Leary	10 Kraft	11 Donaldson	12 Rego	13 Mosko	14 Walsh	15 Catalano
11/1	North Dakota	DND	0-0—0	0-0—0	0-1—1	DND	DND	DND	0-0—0	0-0—0	DND	0-0—0	DND	0-0—0	1-0—1
11/2	North Dakota	DND	0-0—0	0-1—1	0-0—0	DND	DND	DND	1-0—1	1-1—2	DND	1-1—2	DND	1-2—3	0-1—1
11/8	Yale	DND	DNP	0-1—1	0-0—0	DND	DND	DND	1-0—1	0-1—1	0-0—0	0-0—0	DND	0-1—1	0-0—0
11/9	Brown	DND	DNP	0-0—0	0-0—0	DND	DND	DND	0-0—0	0-0—0	0-0—0	0-0—0	DND	1-0—1	0-0—0
11/15	at Dartmouth	DND	0-1—1	0-0—0	0-1—1	DND	DND	DND	0-0—0	0-0—0	0-0—0	0-0—0	DND	0-0—0	1-0—1
11/16	at Harvard	DND	0-0—0	0-0—0	0-0—0	DND	DND	DND	0-0—0	0-0—0	0-0—0	1-1—2	DND	1-0—1	0-0—0
11/22	Quinnipiac	DND	DNP	0-0—0	0-0—0	0-0—0	DND	DND	0-0—0	0-0—0	0-0—0	0-1—1	DND	0-0—0	0-0—0
11/23	Princeton	DND	0-0—0	0-0—0	0-0—0	0-2—2	DND	DND	0-1—1	1-0—1	0-0—0	0-1—1	DND	1-1—2	0-0—0

Date	Opponent	16 Major	17 Bancroft	18 Kovich	19 Mack	21 Robertson	22 Penney	23 Wallace	24 Wolfenberg	26 Psenicka	27 Suda	28 DeSantis	29 Murray	30 Shane	38 Castagna
11/1	North Dakota	0-0—0	0-0—0	0-0—0	1-1—2	0-1—1	0-0—0	DND	1-0—1	0-0—0	0-0—0	1-0—1	DND	0-0—0	0-2—2
11/2	North Dakota	0-1—1	0-0—0	0-0—0	0-0—0	0-0—0	1-0—1	DND	0-0—0	0-0—0	0-1—1	0-0—0	DND	0-0—0	0-0—0
11/8	Yale	0-0—0	1-0—1	0-0—0	0-0—0	0-0—0	0-0—0	DND	0-0—0	DND	0-0—0	0-0—0	DND	0-0—0	0-1—1
11/9	Brown	0-0—0	2-1—3	0-1—1	0-0—0	0-1—1	0-0—0	DND	0-0—0	DND	0-1—1	0-0—0	DND	0-0—0	0-0—0
11/15	at Dartmouth	0-1—1	0-0—0	0-0—0	DND	0-1—1	2-0—2	DND	0-0—0	DND	0-0—0	0-0—0	0-0—0	0-0—0	0-0—0
11/16	at Harvard	0-1—1	0-0—0	0-0—0	DND	0-0—0	0-0—0	DND	0-0—0	DND	0-0—0	0-1—1	0-0—0	0-1—1	0-0—0
11/22	Quinnipiac	0-0—0	0-0—0	0-0—0	DND	0-0—0	0-0—0	DND	DND	0-0—0	0-0—0	0-0—0	DND	0-0—0	1-0—1
11/23	Princeton	0-1—1	1-0—1	0-0—0	DND	1-1—2	0-0—0	DND	DND	1-1—2	0-1—1	0-0—0	DND	0-0—0	0-0—0

NOTE: SHADED DENOTES MULTI-GAME POINT STREAK

ACTIVE GOAL STREAKS	ACTIVE ASSIST STREAKS	ACTIVE POINT STREAKS
No active streaks	Tim Rego (3 games / 3 assists)	Tim Rego (3 games / 1-3—4)

## 2024-25 SPECIAL TEAMS GAME-BY-GAME BREAKDOWN

### Key:

○ 5-on-4 killed; ● 5-on-4 goal; □ 4-on-3 killed; ■ 4-on-3 goal; ◎ 5-on-4 major penalty killed; ⊙ 5-on-4 major penalty goal; ▣ 4-on-3 major penalty goal;  
 ② 5-on-3 killed; ② 5-on-3 goal; ◇ 4-on-3 then 5-on-4 killed; ◆ 5-on-4 goal after 4-on-3 killed; Ⓢ shorthanded goal; ▤ 4-on-3 major penalty killed

Date	Opponent	1st Per. PPs	2nd Per. PPs	3rd Per. PPs	OT PPs	1st Per. PKs	2nd Per. PKs	3rd Per. PKs	OT PKs
11/1	North Dakota		○	○			○	○	
11/2	North Dakota	○○○	○	○			○○○	○○	
11/8	Yale		○			●	②○		
11/9	Brown	○	○	○○		○	○		
11/15	at Dartmouth		○○	◎			●●		
11/16	at Harvard	○	○	●○		○	◎○	○	
11/22	Quinnipiac			○○		●	○		
11/23	Princeton		○○◇	●●		○	○○○		
11/30	vs. Quinnipiac								
12/6	Colgate								
12/7	at Colgate								
1/3	vs. UMass								
1/4	vs. RMU/ASU								
1/10	at Sacred Heart								
1/11	at Sacred Heart								
1/17	at Princeton								
1/18	at Quinnipiac								
1/24	Harvard								
1/25	Dartmouth								
1/31	at St. Lawrence								
2/1	at Clarkson								
2/7	RPI								
2/8	Union								
2/14	at Brown								
2/15	at Yale								
2/21	Clarkson								
2/22	St. Lawrence								
2/28	at Union								
3/1	at RPI								

## 2024-25 SPECIAL TEAMS BREAKDOWN

Last Friday vs. Quinnipiac					Last Saturday vs. Princeton				2024-25 Totals			
Cornell PP	PPG	Opp.	Opp. Goals	PP Time	PPG	Opp.	Opp. Goals	PP Time	PPG/Opp.	Opp. Goals	Time	PP%
5-on-4	0	2	0	4:00	2	5	0	6:39	3/26	0	50:44	11.5%
5-on-3	—	—	—	—	—	—	—	—	0/0	0	0:00	0.0%
4-on-3	—	—	—	—	0	1	0	0:03	0/1	0	0:03	0.0%
Cornell PK	PPG	Opp.	CU Goals	PK Time	PPG	Opp.	CU Goals	PK Time	PPG/Opp.	CU Goals	Time	PK%
5-on-4	1	2	0	3:59	0	4	0	8:00	4/24	0	47:08	83.3%
5-on-3	—	—	—	—	—	—	—	—	1/1	0	0:59	0.0%
4-on-3	—	—	—	—	—	—	—	—	0/0	0	0:00	0.0%
Even Strength	CU Goals	Chances	Opp. Goals	Time	CU Goals	Chances	Opp. Goals	Time	CU Goals	Chances	Opp Goals	Time
4-on-4	—	—	—	—	0	1	0	1:57	0	3	0	5:57
3-on-3	—	—	—	—	—	—	—	—	0	0	0	0:00
Cornell Empty Net	CU Goals	Chances	Opp. Goals	Time	CU Goals	Chances	Opp. Goals	Time	CU Goals	Chances	Opp Goals	Time
6-on-5	0	1	1	2:01	—	—	—	—	0	2	1	3:49
6-on-4	—	—	—	—	—	—	—	—	0	0	0	0:00
6-on-3	—	—	—	—	—	—	—	—	0	0	0	0:00
Opp. Empty Net	CU Goals	Chances	Opp. Goals	Time	CU Goals	Chances	Opp. Goals	Time	CU Goals	Chances	Opp Goals	Time
6-on-5	—	—	—	—	—	—	—	—	3	5	0	5:11
6-on-4	—	—	—	—	—	—	—	—	0	0	0	0:00
6-on-3	—	—	—	—	—	—	—	—	0	0	0	0:00

*Pulled Goalie situations does not include delayed penalty scenarios*

Assessed penalty while on power play: Cornell 0, Opponents 0

GAME NUMBERS FOR HOME, ROAD, AND NEUTRAL SITES ARE BASED UPON THOSE TYPES OF GAMES

<b>SCORING</b>		<b>OVERTIMES AND SHOOTOUTS</b>	
Cornell Hat Trick at Home (15 games)	1/19/24 vs. Princeton (Jonathan Castagna)	Won Home Game in Overtime (14 games)	1/20/24 vs. Quinnipiac (Dalton Bancroft)
Cornell Hat Trick on Road (41 games)	12/3/21 at St. Lawrence (Matt Stienburg)	Won Road Game in Overtime (9 games)	1/12/24 at Arizona State (Ben Robertson)
Cornell Hat Trick at Neutral Site (10 games)	11/26/22 vs. UConn (Dalton Bancroft)	Won Neutral Site Game in Overtime (30 games)	12/28/15 vs. Providence (Jeff Kubiak)
Opponent Hat Trick at Home (389 games)	3/5/99 vs. St. Lawrence (John Poapst)	Lost Home Game in Overtime (33 games)	12/2/22 vs. Harvard (Sean Farrell)
Opponent Hat Trick on Road (93 games)	11/5/16 at Harvard (Lewis Zerter-Gossage)	Lost Road Game in Overtime (3 games)	2/23/24 at Clarkson (Mathieu Gosselin)
Opponent Hat Trick at Neutral Site (62 games)	3/21/09 vs. Yale (Sean Backman)	Lost Neutral Site Game in Overtime (9 games)	3/17/23 vs. Harvard (Alex Laferriere)
Two Hat Tricks in Game (985 games)	2/26/94 vs. Yale (Jake Karam & Vincent Auger)	Won Shootout at Home (10 games)	2/17/24 vs. Yale
Three Hat Tricks in Game (2,130 games)	1/4/1911 vs. Western Reserve (5, Edmund 'Stubby' Wagner; 3, Frank Crasswaller; 3, Jefferson Vincent)	Won Shootout on Road (0 games)	11/16/24 Harvard
Defenseman Scored Hat Trick (1,329 games)	2/20/82 vs. Maine (Joe Gallant)	Won Shootout at Neutral Site (5 games)	12/29/23 vs. UMass
Hat Trick in Consecutive Games (1,080 games)	Doug Derrrough (1/22/91 at Colgate; 1/26/91 at Dartmouth)	Lost Shootout at Home (3 games)	11/8/24 vs. Yale
Hat Trick in 3+ Straight Games (1,455 games)	Brock Tredway (1/21/78 vs. Yale; 1/25/78 vs. Princeton; 1/28/78 vs. Penn)	Lost Shootout on Road (6 games)	1/27/24 at Dartmouth
Scored 4+ Goals in a Game (103 games)	11/13/21 vs. RPI (Max Andreev — 4 goals)	Lost Shootout at Neutral Site (4 games)	12/30/23 vs. Arizona State
Scored 5+ Goals in a Game (1,823 games)	1/13/65 vs. Hamilton (Doug Ferguson — 6 goals)	<b>TEAM SCORING</b>	
Two Multi-Goal Scorers in Game (27 games)	1/19/24 vs. Princeton (3, Jonathan Castagna; 2, Nick DeSantis)	Scored 10+ Goals at Home (26 games)	2/4/23 vs. Union (W, 10-1)
Three Multi-Goal Scorers in Game (54 games)	2/4/23 vs. Union (2, Dalton Bancroft; 2, Nick DeSantis; 2, Sam Malinski)	Scored 10+ Goals on Road (461 games)	2/18/89 at Brown (W, 10-3)
<b>SCORING MARGINS</b>		Scored 10+ Goals at Neutral Site (160 games)	1/4/85 vs. McGill (T, 10-10)
Cornell Shutout at Home (0 games)	11/23/24 vs. Princeton (Ian Shane, 24 saves)	Allowed 10+ Goals at Home (555 games)	1/21/87 vs. Colgate (L, 4-10)
Cornell Shutout on Road (7 games)	1/26/24 at Harvard (Ian Shane, 17 saves)	Allowed 10+ Goals on Road (136 games)	3/16/13 at Quinnipiac (L, 0-10)
Cornell Shutout at Neutral Site (2 games)	3/23/23 vs. Denver (Ian Shane, 26 saves)	Allowed 10+ Goals at Neutral Site (129 games)	12/27/95 vs. Colorado College (L, 0-11)
Opponent Shutout at Home (23 games)	2/18/23 vs. St. Lawrence (Emil Zetterquist, 28 saves)	5-Goal Period at Home (26 games)	2/4/23 vs. Union (6 goals — 1st period)
Opponent Shutout on Road (25 games)	11/5/22 at Quinnipiac (Yaniv Perets, 9 saves)	5-Goal Period on Road (276 games)	11/15/02 at Vermont (5 goals — 1st period)
Opponent Shutout at Neutral Site (9 games)	3/17/23 vs. Harvard (Mitchell Gibson, 15 saves)	5-Goal Period at Neutral Site (3 games)	3/22/24 vs. Dartmouth (5 goals — 3rd period)
Consecutive Shutouts (80 games)	2/25/22 at Quinnipiac (Ian Shane, 42 saves) 2/26/22 at Princeton (Ian Shane, 23 saves)	Two Goals in Under One Minute (4 games)	11/9/24 vs. Brown (0:17)
Three Straight Shutouts (110 games)	2/21/20 at Yale (Matthew Galajda, 17 saves) 2/22/20 at Brown (Matthew Galajda, 19 saves) 2/28/20 vs. St. Lawrence (Matthew Galajda, 26 saves)	Three Goals in Under Three Minutes (53 games)	2/10/23 vs. Colgate (2:20)
Four Straight Shutouts (2,149 games)	2/9/1907 vs. Rochester (George Adler) 2/16/1907 at Army (George Adler) 1/18/1908 at Army (George Adler) 1/28/1908 vs. Rochester (Curtis Yohe) 1/31/1908 at RPI (George Adler) 2/8/1908 vs. Cascadilla (George Adler)	Four Goals in Under Four Minutes (54 games)	2/4/23 vs. Union (0:54 & 3:04)
Shutout in Consecutive Games (294 games)	12/28/14 vs. Lake Superior (Gordon Defiel, 39 saves) 12/29/14 vs. Miami (Ohio) (Jay Williams, 15 saves)	Five Goals in Under Five Minutes (54 games)	2/4/23 vs. Union (3:35)
Shutout in Three Straight Games (1,921 games)	2/6/60 vs. Princeton (Clifford Michel, 14 saves) 2/12/60 at Dartmouth (Tom Wahman, 15 saves) 2/13/60 at Brown (Roderick McGarry, 26 saves)	<b>SPECIAL TEAMS SCORING</b>	
Won 1-0 Game at Home (32 games)	12/3/22 vs. Dartmouth (Travis Mitchell)	Scored 3+ Power-Play Goals (54 games)	2/4/23 vs. Union (6 goals)
Won 1-0 Game on Road (30 games)	2/25/22 at Quinnipiac (Jack Malone)	Scored 4+ Power-Play Goals (54 games)	2/4/23 vs. Union (6 goals)
Won 1-0 Game at Neutral Site (240 games)	12/30/67 vs. Toronto (Bob McGuinn — OT)	Scored 5+ Power-Play Goals (54 games)	2/4/23 vs. Union (6 goals)
Lost 1-0 Game at Home (23 games)	2/18/23 vs. St. Lawrence (Aleksi Peltonen)	Allowed 3+ Power-Play Goals (61 games)	1/7/23 at RPI (4 goals)
Lost 1-0 Game on Road (106 games)	1/15/16 at RPI (Chris Bradley)	Allowed 4+ Power-Play Goals (61 games)	1/7/23 at RPI (4 goals)
Lost 1-0 Game at Neutral Site (9 games)	3/17/23 vs. Harvard (Alex Laferriere — OT)	Allowed 5+ Power-Play Goals (581 games)	3/18/06 vs. Harvard (5 goals)
Won by 5+ Goals at Home (0 games)	11/23/24 vs. Princeton (W, 5-0)	Scored SHG in Game (3 games)	11/15/24 at Dartmouth (Kyle Penney)
Won by 5+ Goals on Road (4 games)	2/10/24 at Union (W, 6-1)	Scored 2+ SHG in Game (392 games)	1/13/12 at Quinnipiac (Sean Collins & Joel Lowry)
Won by 5+ Goals at Neutral Site (10 games)	11/26/22 vs. UConn (W, 6-0)	Allowed SHG in Game (26 games)	1/20/24 vs. Quinnipiac (Zach Tupker)
Lost by 5+ Goals at Home (133 games)	3/7/15 vs. Union (L, 0-7)	Allowed 2+ SHG in Game (85 games)	2/11/22 at RPI (Jake Johnson & Jakob Lacka)
Lost by 5+ Goals on Road (48 games)	1/31/20 at Quinnipiac (L, 0-5)	Short-Handed Goal in OT (302 games)	11/14/14 vs. Clarkson (Eric Freschi)
Lost by 5+ Goals at Neutral Site (23 games)	3/25/17 vs. UMass Lowell (L, 0-5)	SHG in Consecutive Games (554 games)	2/9/07 at Union (Mitch Carefoot) 2/10/07 at RPI (Mark McCutcheon)
<b>LEADS AND DEFICITS</b>		<b>EMPTY-NET GOALS</b>	
Trailed by Two Goals and Won (11 games)	3/22/24 vs. Dartmouth (W, 6-3; trailed 3-1)	Empty-Net Goal at Home (2 games)	11/9/24 vs. Brown (Ryan Walsh)
Trailed by Three Goals and Won (827 games)	2/6/99 vs. Princeton (W, 8-4; trailed 3-0)	Empty-Net Goal on Road (4 games)	2/10/24 at Union (Ondrej Psenicka)
Trailed by Four Goals and Won (1,291 games)	12/10/83 vs. Harvard (W, 6-5; trailed 4-0)	Empty-Net Goal at Neutral Site (2 games)	3/23/24 vs. St. Lawrence (Jack O'Leary)
Trailed by Five Goals and Won (1,577 games)	12/28/73 vs. Colo. Coll. (W, 9-8; trailed 8-3)	Allowed Empty-Net Goal at Home (16 games)	12/2/23 vs. Colgate (Ryan McGuire)
Led by Two Goals and Lost (106 games)	11/5/21 vs. Harvard (L, 2-3; led 2-0)	Allowed Empty-Net Goal on Road (18 games)	1/28/23 at Harvard (Ryan Siedem)
Led by Three Goals and Lost (272 games)	11/7/15 vs. Quinnipiac (OTL, 4-5; led 3-0, 4-1)	Allowed Empty-Net Goal at Neutral Site (19 games)	11/24/18 vs. Harvard (Adam Fox)
Led by Four Goals and Lost (1,583 games)	3/16/73 vs. Wisconsin (OTL, 5-6; led 4-0)	Scored Multiple Empty-Net Goals (11 games)	3/22/24 vs. Dartmouth (2, Nick DeSantis)
<b>PENALTIES</b>		Allowed Multiple Empty-Net Goals (85 games)	2/11/22 at RPI (Jake Johnson & Jakub Lacka)
Did not commit a penalty (19 games)	2/16/24 vs. Brown (W, 3-0)	Scored Extra-Attacker Goal (16 games)	2/24/24 at St. Lawrence (2, Ondrej Psenicka)
Opponent did not commit a penalty (66 games)	12/2/22 vs. Harvard (OTL, 2-3)	Scored Two Extra-Attacker Goals (16 games)	2/24/24 at St. Lawrence (2, Ondrej Psenicka)
Neither team committed a penalty (162 games)	1/4/19 at Princeton (W, 3-2)	Allowed Extra-Attacker Goal (17 games)	2/23/24 at Clarkson (Mathieu Gosselin)
Neither team had a power-play opportunity (162 games)	1/4/19 at Princeton (W, 3-2)	Allowed Two Extra-Attacker Goals (98 games)	12/4/21 at Clarkson (Lukas Kaelble, Anthony Romano, Zach Tsekos)
<i>Bold denotes accomplished during 2024-25 season</i>		<b>PENALTY SHOTS</b>	
		Scored on Penalty Shot (32 games)	12/2/23 vs. Colgate (Sullivan Mack)
		Unsuccessful on Penalty Shot (44 games)	3/23/23 vs. Denver (Nick DeSantis)
		Allowed Goal on Penalty Shot (26 games)	1/20/24 vs. Quinnipiac (Alex Power)
		Stopped Shooter on Penalty Shot (94 games)	1/8/22 at North Dakota (Mark Senden)
		<b>GOALTENDING FEATS</b>	
		Scored a Goal (328 games)	11/26/13 vs. Niagara (Mitch Gillam)
		Recorded a Point (2 games)	11/16/24 at Harvard (Ian Shane — assist)
		Made 30+ Saves (2 games)	11/16/24 at Harvard (Ian Shane, 32 saves)
		Made 40+ Saves (81 games)	2/25/22 at Quinnipiac (Ian Shane, 42 saves)
		Made 50+ Saves (339 games)	3/17/13 at Quinnipiac (Andy Iles — 60 saves)
		Made 60+ Saves (339 games)	3/17/13 at Quinnipiac (Andy Iles — 60 saves)