

CORNELL BIG RED

2024-25 MEN'S HOCKEY GAME NOTES

TWO NATIONAL CHAMPIONSHIPS (1967, 1970) | 26 IVY LEAGUE CHAMPIONSHIPS | 13 ECAC HOCKEY CHAMPIONSHIPS

2024-25 SCHEDULE

OCTOBER

26 **TORONTO (EXH.)** (ESPN+) W, 6-2

NOVEMBER (3-0-1, 1-0-1 ECAC)

1 **#7 NORTH DAKOTA** (ESPN+/SNY) W, 4-1

2 **#7 NORTH DAKOTA** (ESPN+) W, 5-3

8 **YALE*** (ESPN+) T, 2-2 (SOL)

9 **BROWN*** (ESPN+) W, 3-1

15 at #17 Dartmouth* (ESPN+) 7 p.m.

16 at #20 Harvard* (ESPN+/NESN) 7 p.m.

22 **#19 QUINNIPAC*** (ESPN+) 7 p.m.

23 **PRINCETON*** (ESPN+) 7 p.m.

FROZEN APPLE (NEW YORK, N.Y.)

30 vs. #19 Quinnipiac (ESPN+) 8 p.m.

DECEMBER

6 **COLGATE*** (ESPN+) 7 p.m.

7 at Colgate* (ESPN+) 7 p.m.

JANUARY

DESERT HOCKEY CLASSIC (TEMPE, ARIZ.)

3 vs. UMass (NCHC.tv) 5 p.m.

4 vs. RMU/ASU (NCHC.tv) TBD

10 at Sacred Heart (FloHockey) 7 p.m.

11 at Sacred Heart (FloHockey) 5 p.m.

17 at Princeton* (ESPN+) 7 p.m.

18 at #19 Quinnipiac* (ESPN+/NESN) 7 p.m.

24 **#20 HARVARD*** (ESPN+) 7 p.m.

25 **#17 DARTMOUTH*** (ESPN+) 7 p.m.

31 at St. Lawrence* (ESPN+) 7 p.m.

FEBRUARY

1 at Clarkson* (ESPN+) 7 p.m.

7 **RPI*** (ESPN+) 7 p.m.

8 **UNION*** (ESPN+) 7 p.m.

14 at Brown* (ESPN+) 7 p.m.

15 at Yale* (ESPN+) 7 p.m.

21 **CLARKSON*** (ESPN+) 7 p.m.

22 **ST. LAWRENCE*** (ESPN+) 7 p.m.

28 at Union* (ESPN+) 7 p.m.

MARCH

1 at RPI* (ESPN+) 7 p.m.

All game times Eastern, subject to change

* - Denotes Ivy League contest

Bold Red CAPS denotes home game



MEDIA CONTACT

MARSHALL HAIM

Assistant Director of Athletic Communications

✉ mh2348@cornell.edu

☎ (716) 465-4945 (mobile)

CORNELL BIG RED

AT

DARTMOUTH BIG GREEN

GAME NO. 5 | FRIDAY, NOV. 15 | 7 P.M. | HANOVER, N.H. | THOMPSON ARENA | CORNELL LEADS SERIES, 88-50-9

3-0-1

OVERALL

1-0-1

ECAC HOCKEY

6/5

USCHO/USA TODAY

Mike Schafer

30TH SEASON AS HEAD COACH

545-289-112 (.635)

30TH SEASON AT CORNELL

4-0-0

OVERALL

3-0-0

ECAC HOCKEY

17/17

USCHO/USA TODAY

Reid Cashman

5TH SEASON AS HEAD COACH

29-56-13 (.362)

5TH SEASON AT DARTMOUTH

CORNELL BIG RED

AT

HARVARD CRIMSON

GAME NO. 6 | SATURDAY, NOV. 16 | 7 P.M. | CAMBRIDGE, MASS. | BRIGHT-LANDRY HOCKEY CENTER | CORNELL LEADS SERIES, 82-71-13

3-0-1

OVERALL

1-0-1

ECAC HOCKEY

6/5

USCHO/USA TODAY

Mike Schafer

30TH SEASON AS HEAD COACH

545-289-112 (.635)

30TH SEASON AT CORNELL

2-1-0

OVERALL

2-1-0

ECAC HOCKEY

20/19

USCHO/USA TODAY

Ted Donato

21ST SEASON AS HEAD COACH

307-260-69 (.537)

21ST SEASON AT HARVARD

WEEKEND INFORMATION

FRIDAY BROADCAST



Play-by-Play: Rob Kennedy

Analyst: Ryan Zimmerman

Live Stats: cornellbigred.com

SATURDAY BROADCAST



Play-by-Play: Eric Gallanty

Analyst: Mike Basile

Rinkside: Jess Todd

Live Stats: cornellbigred.com

RADIO BROADCASTS



Play-by-Play: Jason Weinstein

Radio Stream: cortacatoday.com

PUCK DROP

► The No. 6-ranked Cornell men's hockey team takes its first road trip of the 2024-25 season this weekend when it heads to northern New England to square off against a pair of ECAC Hockey and Ivy League rivals in No. 17-ranked Dartmouth and No. 20-ranked Harvard.

► Both contests will have 7 p.m. puck drops and be broadcast on ESPN+. Saturday's game at Harvard will also be simulcast regionally on NESN in New England. **JASON WEINSTEIN** (play-by-play) will also call both games on the weekend over the airwaves on WHCU (870 AM, 97.7 FM, cortacatoday.com).

WEEKEND REWIND

► Cornell posted a 1-0-1 record last weekend in its first pair of ECAC Hockey and Ivy League contests against Yale and Brown at Lynah Rink.

► The Big Red opened the weekend with a 2-2 tie against Yale, who took the extra point with a shootout win. Junior forward **DALTON BANCROFT** and senior forward **JACK O'LEARY** tallied the goals for Cornell and senior goaltender **IAN SHANE** made eight saves in the draw.

► In the weekend finale, Bancroft factored in all three goals by Cornell, which included scoring the game-winning goal with 53.3 seconds in the third period, as it defeated Brown 3-1. Bancroft scored twice and assisted on sophomore forward **RYAN WALSH**'s empty-net goal en route to matching his career high for points (three) for the fourth time in his collegiate career. Shane made 18 saves in the victory for Cornell.

BANCROFT EARNS WEEKLY AWARD

► Junior forward **DALTON BANCROFT** was named ECAC Hockey's Forward of the Week, presented by Bluebird Hotels, the conference office announced Monday morning.

► Bancroft's honor marks the second consecutive week a Cornell player was tabbed ECAC Hockey's top forward. Sophomore forward **RYAN WALSH** earned the distinction the week prior after his three-point weekend capped the Big Red's season-opening sweep over then-No. 6-ranked North Dakota.

► Concluding Cornell's weekend with four points (three goals, one assist), Bancroft's three goals were tied for the league lead with Dartmouth's Sean Chisholm and Yale's Donovan Frias.

► The first of Bancroft's three goals on the weekend came just eight seconds into Cornell's contest with Yale last Friday, tying for the second-fastest goal to begin a game in program history. It was the Big Red's quickest goal since **DOUG DERRAUGH** '91, who is currently the Everett Head Coach of Cornell Women's Ice Hockey, also scored eight seconds into a contest against Princeton in a 4-3 victory on Nov. 10, 1990.

► Factoring in all three of Cornell's goals in its 3-1 victory over Brown on Saturday, Bancroft netted the tying goal in the second period before tallying the eventual game-winning marker with 53.3 seconds left in the third period, one-timing a backhanded pass by sophomore defenseman **BEN ROBERTSON**. Bancroft added his assist when he aided Walsh in potting his empty-net goal 17 seconds after the go-ahead tally to solidify the Big Red's win.

2024-25 CORNELL MEN'S HOCKEY ROSTER

NO	NAME	POS	HT	WT	YR	S/C	HOMETOWN	LAST TEAM	NHL	YR / RD / PICK
2	Liam Steele	D	6-4	240	So.	R	Cobham, England	Salmon Arm Silverbacks (BCHL)		
3	Jack O'Brien	D	6-0	184	Jr.	L	White Rock, British Columbia	Nanaimo Clippers (BCHL)		
4	Hank Kempf	D	6-2	203	Sr.	L	Wilmette, Ill.	Muskegon Lumberjacks (USHL)		2021 / 7 / 208
5	Hoyt Stanley	D	6-3	203	So.	R	West Vancouver, British Columbia	Victoria Grizzlies (BCHL)		2023 / 4 / 108
6	George Fegas	D	6-2	212	So.	R	Richmond Hill, Ontario	Muskegon Lumberjacks (USHL)		2022 / 3 / 83
7	Jimmy Rayhill	D	5-9	174	Sr.	R	New Hartford, N.Y.	Odessa Jackalopes (NAHL)		
8	Luke Devlin	F	6-3	209	So.	L	Memphis, Tenn.	West Kelowna Warriors (BCHL)		2022 / 6 / 182
9	Jack O'Leary	F	5-7	158	Sr.	R	St. James, N.Y.	Cedar Rapids RoughRiders (USHL)		
10	Jake Kraft	F	5-8	180	So.	L	Churchville, N.Y.	Cedar Rapids RoughRiders (USHL)		
11	Sean Donaldson	F	5-11	192	Jr.	L	Vancouver, British Columbia	Nanaimo Clippers (BCHL)		
12	Tim Rego	D	6-0	186	Sr.	R	Mansfield, Mass.	Brooks Bandits (AJHL)		
13	Marian Mosko	D	5-11	181	So.	L	Visolaje, Slovakia	Fargo Force (USHL)		
14	Ryan Walsh	F	6-1	188	So.	R	Rochester, N.Y.	Cedar Rapids RoughRiders (USHL)		2023 / 6 / 188
15	Tyler Catalano	F	6-4	216	So.	R	St. Louis, Mo.	Youngstown Phantoms (USHL)		
16	Charlie Major	F	5-10	180	Fr.	R	Skaneateles, N.Y.	Chicago Steel (USHL)		
17	Dalton Bancroft	F	6-3	207	Jr.	R	Madoc, Ontario	Trenton Golden Hawks (OJHL)		
18	Kyler Kovich	F	6-2	185	Sr.	L	Coquitlam, British Columbia	Tri-City Storm (USHL)		
19	Sullivan Mack	F	6-1	194	Sr.	L	Anchorage, Alaska	Salmon Arm Silverbacks (BCHL)		
21	Ben Robertson	D	5-11	191	So.	L	Potomac Falls, Va.	Waterloo Black Hawks (USHL)		
22	Kyle Penney	F	6-1	210	Sr.	L	Lawrencetown, Nova Scotia	Chilliwack Chiefs (BCHL)		
23	Winter Wallace	F	6-4	222	Jr.	R	Boulder, Colo.	Youngstown Phantoms (USHL)		
24	Nicholas Wolfenberg	D	6-2	212	Fr.	R	Calgary, Alberta	Okotoks Oilers (BCHL)		
26	Ondrej Psenicka	F	6-6	209	Sr.	L	Praha, Czechia	Waterloo Black Hawks (USHL)		
27	Michael Suda	D	6-1	187	Sr.	L	Cheektowaga, N.Y.	Fargo Force (USHL)		
28	Nick DeSantis	F	5-9	163	Jr.	R	Collegeville, Pa.	Madison Capitols (USHL)		
29	Parker Murray	F	6-5	229	Fr.	L	Manhattan Beach, Calif.	Chilliwack Chiefs (BCHL)		
30	Ian Shane	G	6-0	176	Sr.	L	Manhattan Beach, Calif.	Bismarck Bobcats (NAHL)		
33	Remington Keopple	G	6-2	184	Jr.	L	New Richmond, Wis.	Des Moines Buccaneers (USHL)		
37	Justin Katz	G	6-1	176	Fr.	R	Montréal, Québec	Powell River Kings (BCHL)		
38	Jonathan Castagna	F	6-2	200	So.	L	Etobicoke, Ontario	St. Andrew's College		2023 / 3 / 70

COACHING AND SUPPORT STAFF

Head Coach:	Mike Schafer '86
Associate Head Coach:	Casey Jones '90
Assistant Coach:	Sean Flanagan
Dir. of Hockey Ops./Ast. Coach:	Corey Leivermann
Equipment Manager:	Sean Schmidt
Athletic Trainer:	Kait Petryszyn
Team Physician:	Dr. Dave Wentzel
Strenght & Conditioning:	Mike Missen

PRUH-NUHN-SEE-AY-SHN GUIDE




















4	Hank Kempf	KEHM-pf
6	George Fegas	fegh-AIR-ess
12	Tim Rego	REE-go
13	Marian Mosko	MAA-skau
17	Dalton Bancroft	BAN-crawft
18	Kyler Kovich	KOH-vich
26	Ondrej Psenicka	AWN-dray zeh-NEET-skuh
27	Michael Suda	SOO-duh
28	Nick DeSantis	duh-SAN-tuhs
33	Remington Keopple	KEH-puhl
38	Jonathan Castagna	KUH-stan-yuh
HC	Mike Schafer	SHAY-fuhr
AT	Kait Petryszyn	puh-TRISH-in

ROSTER BREAKDOWN

BY CLASS

FRESHMAN (4)	SOPHOMORES (10)	JUNIORS (6)	SENIORS (10)
16 Major	2 Steele	3 O'Brien	4 Kempf
24 Wolfenberg	5 Stanley	11 Donaldson	7 Rayhill
29 Murray	6 Fegas	17 Bancroft	9 O'Leary
37 Katz	8 Devlin	23 Wallace	12 Rego
	10 Kraft	28 DeSantis	18 Kovich
	13 Mosko	33 Keopple	19 Mack
	14 Walsh		22 Penney
	15 Catalano		26 Psenicka
	21 Robertson		27 Suda
	38 Castagna		30 Shane

BY STATE

 New York 6	 Alberta 1	 Massachusetts 1	 Slovakia 1
 British Columbia 4	 Colorado 1	 Missouri 1	 Tennessee 1
 Ontario 3	 Czechia 1	 Nova Scotia 1	 Virginia 1
 California 2	 England 1	 Pennsylvania 1	 Wisconsin 1
 Alaska 1	 Illinois 1	 Québec 1	

CORNELL QUICK FACTS

GENERAL INFORMATION

Location:	Ithaca, N.Y.
Enrollment (Fall 2023 Undergraduate):	15,735
Founded:	1865
Nickname:	Big Red
School Colors:	Carnelian Red (Pantone 187) and White
Conference:	Ivy League / ECAC Hockey
Interim President:	Michael I. Kotlikoff
Meakam Smith Director of Athletics:	Dr. Nicki Moore
Athletics Website:	CornellBigRed.com
Ticket Office Phone:	(607) 255-4247
Ticket Office Website:	BigRedTix.com
Facebook:	/CornellSports
X / Twitter:	@CornellSports @CornellIMHockey
Instagram:	@CornellSports @cornellIMHockey

HISTORY

Seasons of Hockey:	108th
First Varsity Season:	1900-01
All-Time Record:	1234-764-161 (.609)
ECAC Hockey Regular-Season Titles (last):	11 (2020)
Ivy League Regular-Season Titles (last):	26 (2024)
ECAC Hockey Championship Titles (last):	13 (2024)
NCAA Tournament Appearances (last):	24 (2024)
Most Consecutive NCAA Appearances:	4 (1967-70)
Frozen Four Appearances:	8 (2003)
National Championships:	2 (1967, 1970)
NCAA Tournament Record:	21-25 (.457)

LYNAH RINK

Year Opened (Season):	1957 (68th)
Capacity:	4,267
All-Time Record:	616-232-73 (.708)
Under Mike Schafer:	287-107-48 (.704)

COACHING / SUPPORT STAFF

Head Coach:	Mike Schafer (Cornell '86)
Record at Cornell:	545-289-112 (.635)
Overall Record:	Same as above
Associate Head Coach:	Casey Jones (Cornell '90)
Assistant Coach:	Sean Flanagan (St. Lawrence '10)
Dir. of Hockey Ops./Ast. Coach:	Corey Leivermann (Gustavus Adolphus '14)
Equipment Manager:	Sean Schmidt (Ferris State '09)
Athletic Trainer:	Kait Petryszyn (SUNY Cortland '22)

2023-24 IN REVIEW

Overall Record:	22-7-6 (.714)
ECAC Hockey Record (Finish):	12-6-4 (.636) — 2nd
Home Record:	10-3-2 (.733)
Road Record:	8-3-2 (.692)
Neutral Record:	4-1-2 (.714)
ECAC Hockey Tournament:	No. 2 seed / Championship Beat St. Lawrence in ECAC Hockey Championship, 3-1
NCAA Tournament:	No. 3 seed / Regional Final Beat Maine in semis, 3-1; Lost to Denver in final, 2-1
USCHO.com Poll Ranking (final):	9th
USA Hockey/The Rink Live Poll Ranking (final):	9th

2024-25 TEAM INFORMATION

Letterwinners Returning / Lost:	26 / 2
Newcomers:	4
Fr / So / Jr / Sr:	4 / 10 / 6 / 10

#YELLCORNELL

TALE OF THE TAPE

as of 11/13/24

	C	D	H
Overall Record	3-0-1	4-0-0	2-1-0
60-Minute Record	3-0-1	4-0-0	1-1-1
Overtime Record	0-0-1	0-0-0	1-0-0
Shootout Record	0-1	0-0	0-0
Team Offense	3.50	4.00	2.67
National Rank	T-14th	T-3rd	T-31st
Conference Offense	2.50	3.67	2.67
Conference Rank	7th	3rd	6th
Team Defense	1.75	1.50	1.67
National Rank	T-10th	T-3rd	T-6th
Conference Defense	1.50	1.33	1.67
Conference Rank	2nd	1st	3rd
PP Percentage	.000	.417	.308
National Rank	T-63rd	2nd	5th
Conference PP. Pct.	.000	.286	.308
Conference Rank	T-9th	T-5th	4th
Penalty Kill Pct.	.833	.750	.909
National Rank	T-27th	T-47th	8th
Conference PK Pct.	.600	.750	.909
National Rank	7th	4th	1st

FACEOFF PERCENTAGES

C	CORNELL (50.0%; T-34th)	W	L	PCT
14	Ryan Walsh	54	42	.563
22	Kyle Penney	10	8	.556
15	Tyler Catalano	17	16	.515
16	Charlie Major	8	8	.500
38	Jonathan Castagna	27	33	.450

D	DARTMOUTH (49.5%; 39th)	W	L	PCT
22	Trym Løkkeberg	9	6	.600
19	Sean Chisholm	50	39	.562
14	Steven Townley	28	26	.519
18	Hank Cleaves	17	20	.459
13	Joshua Schenk	1	9	.100

H	HARVARD (43.6%; 60th)	W	L	PCT
19	Ben MacDonald	2	1	.667
7	Philip Tresca	18	22	.450
29	Casey Severo	25	31	.446
17	Will Hughes	11	16	.407
59	Zakary Karpa	17	25	.405

STARTING WITH A BANG!

► Last Friday against Yale, junior forward **DALTON BANCROFT** opened the scoring eight seconds into the contest, tying the second-fastest goal to begin a game in Cornell program history.

► **BOB MURRAY** tallied the fastest goal to begin a game on Feb. 11, 1974, when he scored six seconds into a 7-4 victory over Yale. **ROBERT SPITZMILLER** (Feb. 12, 1930 vs. St. Lawrence), **PETE MARCOV** (Dec. 13, 1983 at Princeton), and **DOUG DERRAUGH** (Nov. 10, 1990 vs. Princeton) were the others to score eight seconds into their respective games.

NO 'L' IN BIG RED

► Cornell's 3-0-1 start marks its second consecutive year going unbeaten through its first four games, following up a perfect 4-0-0 start to last season's schedule.

► It is the Big Red's 26th overall time beginning a campaign without a loss over its first four games, 13 of which have come with **MIKE SCHAFER** '86 as head coach. Cornell had not posted consecutive seasons without a loss in its first four games of a season since going 4-0-0 to begin the 2001-02 and 2002-03 campaigns.

► Along with the 2001-02 and 2002-03 seasons, there have only been three other instances where Cornell went consecutive seasons without losing any of its first four games in a season, joining three-season spans from 1964-66 and 1996-98 and a program record four-year stretch from 1971-74.

► Entering this weekend, Cornell is one of four Division I programs that have yet to lose this season, joining Colorado College (8-0-0), Dartmouth (4-0-0), and Denver (10-0-0).

► Should No. 6-ranked Cornell hand No. 17-ranked Dartmouth its first loss on Friday, it would be the 16th time in program history that the Big Red has not lost any of its first five games while also accomplishing the feat for a second straight season.

► Cornell's only other instance of posting consecutive seasons without a loss over its first five games was during the 1971-72, 1972-73, and 1973-74 seasons.

► If Cornell does not lose any of its games this weekend, it would be the first time it has had zero losses through its first six games since 2019-20, when it opened the season with 10 consecutive wins. It would be the Big Red's 11th time not having a loss through six games, having previously been done in 1910-11 (6-0-0), 1966-67 (6-0-0), 1969-70 (6-0-0), 1971-72 (6-0-0), 1973-74 (5-0-1), 1990-91 (4-0-2), 1997-98 (5-0-1), 2008-09 (4-0-2), 2017-18 (6-0-0), and 2019-20 (6-0-0).

CORNELL RECORD BOOK

FASTEST GOALS TO BEGIN A GAME *Cornell Program History*

INSTANCE

0:06 , Bob Murray (2/11/74 vs. Yale)
0:08 , Robert Spitzmiller (2/12/30 vs. St. Lawrence)
0:08 , Pete Marcov (12/13/83 at Princeton)
0:08 , Doug Derraugh (11/10/90 vs. Princeton)
► 0:08 , Dalton Bancroft (11/8/24 vs. Yale)

CORNELL RECORD BOOK

CONSECUTIVE SEASONS WITH ZERO LOSSES THROUGH FIRST FOUR GAMES *Cornell Program History*

SPAN	SEASONS	REC.
4 seasons	1971-72, 1972-73, 1973-74, 1974-75	14-0-2
3 seasons	1964-65, 1965-66, 1966-67	12-0-0
3 seasons	1996-97, 1997-98, 1998-99	12-0-0
2 seasons	2001-02, 2002-03	8-0-0
► 2 seasons	2023-24, 2024-25	7-0-1

MEDIA INFORMATION

ATHLETIC COMMUNICATIONS

Jeremy Hartigan

Sr. Associate Director of Athletics for Communications

Marshall Haim

Assistant Director of Athletic Communications (MIH)

Phone: (716) 465-4945

Email: mh2348@cornell.edu

TBA

Assistant Director of Athletic Communications

Aaron Kelly

Assistant Director of Athletic Communications

Sydney Duenckel

Athletic Communications Intern

Emily Sweeney

Athletic Communications Intern

MEDIA CREDENTIALS

► All media credential requests must be submitted to the Cornell men's hockey SID, Marshall Haim, at least 48 hours in advance of the desired game(s) in which the media member(s) are requesting.

► If approved for media credentials, media members can acquire their credential at the will-call window inside Bartels Hall, the building connected to the east of Lynah Rink.

WEEKLY MEDIA AVAILABILITY

► **MIKE SCHAFER** '86 and requested Cornell men's hockey student-athletes will be made available to the media each week throughout the season. Media availability will be held following every Tuesday practice, at approximately 5 p.m. Times and dates subject to change. Specific student-athlete requests should be made through Cornell's athletic communications office at least 24 hours in advance.

INTERVIEW REQUESTS

► Outside of weekly media availability, interview requests for student-athletes and coaching staff members may be requested through the Cornell athletic communications office. Every interview request will be attempted to be accommodated, but student-athletes are requested to not miss any classes, study halls, practices, or any potential medical treatments.

PRACTICES

► All Cornell men's hockey practices and morning skates are not open to the public.

POSTGAME INTERVIEWS

► **MIKE SCHAFER** '86, the Jay R. Bloom '77 Head Coach of Cornell Men's Ice Hockey, and selected student-athletes will be made available to the media following a 10-minute cooling down period.

► All postgame interviews involving Cornell at Lynah Rink will be conducted inside the hockey office. On the road, postgame interviews will take place in a designated area or outside the team's dressing room.

DRESSING ROOM ACCESS

► The Cornell men's hockey dressing room, both at home and on the road, is closed to all media members.

LYNAH RINK PRESS BOX

► Line charts and game notes will be made available for the working media inside the Lynah Rink press box at least 90 minutes prior to puck drop. Wireless internet access is available inside Lynah Rink for working media members only.

CORNELL
HOCKEY

THIS DAY IN CORNELL MEN'S HOCKEY HISTORY

NOV.

15

Cornell is 6-3-2 all-time on Nov. 15; 4-2-2 under **MIKE SCHAFER**

Nov. 15, 2002: A five-goal first period aided No. 9-ranked Cornell to an 8-0 victory over Vermont at Gutterson Fieldhouse. **SHANE PALAHICKY** paced Cornell's offense with three assists, one of nine Big Red players to have multi-point nights. **DAVE LeNEVEU** stopped all 13 Catamount shots he faced for the shutout.

SHANE'S WORLD, IT'S PARTY TIME, EXCELLENT!

► Senior goaltender **IAN SHANE** has excelled inside the blue paint during his time on East Hill. Over his 88 career appearances between the pipes for the Big Red, Shane has a 52-21-11 record with a 1.71 goals-against average and a .923 save percentage.

► Shane's 52 wins are the sixth-most by a Cornell goaltender in program history. Entering this weekend's games, Shane is six wins away from matching **ANDY ILES** '14 for the fifth-most wins in program history. The 52 wins also rank third-most among active Division I goaltenders, trailing Western Michigan graduate student Cameron Rowe (56) and Wisconsin graduate student Tommy Scarfone (56). Boston University senior Mathieu Caron (46) is the closest player to the 50-win threshold.

► The 11 shutouts registered by Shane during his tenure at Cornell are the most of any active Division I goaltender. Shane has two more blankings than Scarfone (nine) and three more than North Dakota graduate student T.J. Semptimphelter (eight).

► Among Cornell goaltenders, Shane's 11 shutouts are tied with **DAVE LENEVEU** (*LEH-neh-voo*) and **MITCH GILLAM** for fifth in program history. Shane is two shutouts shy of matching Cornell Athletics and Hockey Hall of Famer **KEN DRYDEN** (13) for fourth all-time at Cornell.

► Entering this weekend, Shane's 1,727 saves rank as the 14th-most by a Cornell goaltender in program history and is 18 saves away from matching former Cornell goaltender turned athletic director **LAING KENNEDY** '63 (1,745) for 13th in program history. Shane is also 97 saves away from tying **DOUG DADSWELL** (1984-86) for 12th on the Big Red's all-time saves list.

MAKING A NAME FOR HIMSELF

► Senior goaltender **IAN SHANE**'s career goals-against average of 1.71 stands as the fourth-best figure in NCAA Division I history, trailing LeNeveu (1.29), former Michigan State standout and 18-year NHL veteran Ryan Miller (1.54), and Dryden (1.59).

► Cornell has four of the top five career goals-against averages in Division I men's hockey history. Former Big Red goaltender **DAVID McKEE**'s 1.71 figure is behind Shane by nine-thousandths of a point. Cornell has five players with sub-2.00 career goals-against averages, the most of any Division I program. Maine, Miami, and Michigan State are the only others with multiple representatives (two).

► Among active Division I goaltenders with at least 1,500 minutes played, Shane is one of three netminders to have a career goals-against average under 2.00, joined by Maine's Albin Boija (1.86) and Boston College's Jacob Fowler (1.99).

► Shane ranks third in career save percentage among active Division I goaltenders with at least 500 career saves, trailing Boston College's Jacob Fowler (.930) and Arizona State's Gibson Homer (.925). The Cornell senior is one of six active netminders with a career save percentage of at least .920, joining Denver's Matt Davis (.921), Colorado College's Kaidan Mbereko (.921), and Boija (.921).

CORNELL RECORD BOOK

MOST GOALTENDER WINS

Cornell Program History

PLAYER	SEASONS	WINS
1. Ken Dryden	1966-69	76
2. David McKee	2003-06	65
Ben Scrivens	2006-10	65
4. Matthew Galajda	2017-20	60
5. Andy Iles	2010-14	58
► 6. Ian Shane	2021-Pres.	52
7. Brian Cropper	1968-71	50

MOST GOALTENDER SHUTOUTS

Cornell Modern Era (Since 1957-58)

PLAYER	SEASONS	SHO
1. Ben Scrivens	2006-10	19
Matthew Galajda	2017-20	19
3. Dave McKee	2003-06	18
4. Ken Dryden	1966-69	13
5. Dave LeNeveu	2001-03	11
Mitch Gillam	2014-17	11
► Ian Shane	2021-Pres.	11

MOST GOALTENDER SHUTOUTS

Cornell Modern Era (Since 1957-58)

PLAYER	SEASONS	SAVES
1. Andy Iles	2010-14	2,988
12. Doug Dadswell	1984-86	1,824
13. Laing Kennedy	1961-63	1,745
► 14. Ian Shane	2021-Pres.	1,727

NCAA RECORD BOOK

CAREER GOALS-AGAINST AVERAGE LEADERS

All-Time Leaders (Min. 1,500 Minutes Played)

PLAYER	SCHOOL	SEASONS	GAA
David LeNeveu	Cornell	2001-03	1.29
Ryan Miller	Michigan St.	2000-02	1.54
Ken Dryden	Cornell	1967-69	1.59
► Ian Shane	Cornell	2021-Pr.	1.706
David McKee	Cornell	2004-06	1.715

TOP CAREER GOALS-AGAINST AVERAGES

Active Division I Goaltenders (as of 11/13/24)

PLAYER	SCHOOL(S)	GAA
► Ian Shane	Cornell	1.71
Albin Boija	Maine	1.86
Jacob Fowler	Boston College	1.99

TOP CAREER SAVE AVERAGES

Active Division I Goaltenders (as of 11/13/24)

PLAYER	SCHOOL(S)	GAA
Jacob Fowler	Boston College	.930
Gibson Homer	Arizona State	.925
► Ian Shane	Cornell	.923
Matt Davis	Denver	.922
Kaidan Mbereko	Colorado College	.922
Albin Boija	Maine	.921

NCAA RANKINGS

DCU / USCHO.com Poll (as of 11/11/24)
Bold denotes Cornell opponent in 2024-25

TEAM	RECORD	LAST	PTS
1. Denver (48)	10-0-0	1	998
2. Boston College (2)	7-1-0	2	945
3. Minnesota	9-1-0	3	879
4. Michigan State	7-1-0	4	862
5. Michigan	7-2-1	7	734
6. Cornell	3-0-1	6	701
7. Maine	6-2-1	5	695
8. Colorado College	8-0-0	8	694
9. North Dakota	5-4-0	10	567
10. Providence	6-1-2	11	517
11. Boston University	5-4-0	9	506
12. St. Cloud State	8-3-0	12	461
13. Western Michigan	5-1-0	14	435
14. Ohio State	7-2-1	13	320
15. UMass Lowell	6-2-0	17	270
16. Minnesota State	7-4-1	16	269
17. Dartmouth	4-0-0	RV	178
18. Penn State	4-3-0	19	120
19. Quinnipiac	3-5-0	15	89
20. Harvard	2-1-0	RV	61

Receiving votes: UMass (44), Notre Dame (43), Michigan Tech (39), **Union (27)**, **Clarkson (20)**, Northeastern (4), Omaha (4), Robert Morris (4), Augustana (3), Bowling Green (3), New Hampshire (3), Niagara (3), Arizona State (2)

USA Hockey/The Rink Live Poll (as of 11/11/24)
Bold denotes Cornell opponent in 2024-25

TEAM	RECORD	LAST	PTS
1. Denver (34)	10-0-0	1	680
2. Boston College	7-1-0	2	645
3. Michigan State	7-1-0	3	593
Minnesota	9-1-0	3	593
5. Cornell	3-0-1	6	505
6. Michigan	7-2-1	7	494
7. Maine	6-2-1	5	462
8. Colorado College	8-0-0	8	459
9. Providence	6-1-2	11	370
10. North Dakota	5-4-0	10	365
11. St. Cloud State	8-3-0	14	322
Western Michigan	5-1-0	13	322
13. Boston University	5-4-0	9	315
14. Ohio State	7-2-1	12	226
15. UMass Lowell	6-2-0	16	202
16. Minnesota State	7-4-1	18	131
17. Dartmouth	4-0-0	RV	117
18. Penn State	4-3-0	19	82
19. Harvard	2-1-0	RV	52
20. UMass	4-4-2	17	48

Receiving votes: **Quinnipiac (47)**, Notre Dame (31), Michigan Tech (28), **Clarkson (25)**, **Union (19)**, Augustana (6), Northeastern (1)

THIS DAY IN CORNELL MEN'S HOCKEY HISTORY

NOV.

16

Cornell is 5-6-0 all-time on Nov. 16; 3-5-0 under **MIKE SCHAFFER**

Nov. 16, 2019: **BRENDEN LOCKE** (1-2—3) had a team-leading three points to aid No. 3-ranked Cornell to a 6-1 rout of St. Lawrence at the Roos House Ice Arena. **CAM DONALDSON** (0-2—2) and **BEN BERARD** (0-2—2) joined Locke in having multi-point nights. **MATTHEW GALAJDA** made 15 saves en route to the victory.

STOUT DEFENSE

► Cornell has boasted one of the nation's stingiest defensive units, ranking in the top 10 in scoring defense each of the last seven campaigns and in nine of the previous 10 seasons it has competed in.

► The Big Red's ranking within the top 10 in scoring defense seven times over the last eight seasons is the most by any Division I program, ahead of Minnesota State (six) and ECAC Hockey rival Quinnipiac (five).

► Over the last eight-plus seasons, Cornell has averaged 1.94 goals allowed per game, joining Minnesota State (1.92) as one of two Division I programs to yield under two goals against per game during the span.

► Through its first four games this season, Cornell's 1.75 goals allowed per game average is tied with Michigan Tech for the 10th-best scoring defense in Division I hockey. Cornell ranks third among the 12 teams in ECAC Hockey, trailing this weekend's opponents in Dartmouth (1.50 — T-3rd) and Harvard (1.67 — T-6th). Boston College paces the nation with its 1.25 goals allowed per game average.

► Last season, the Big Red led all Division I programs in scoring defense, giving up an average of 1.86 goals per game. Cornell's figure was 17 points ahead of second-place Wisconsin (2.03). The Big Red also allowed the fewest goals in Division I hockey, surrendering just 65 goals across its 35 games, 14 goals fewer than second-place Quinnipiac (79).

► Cornell has finished first or second in scoring defense four times in the last six seasons it has participated in.

ON THE PLUS SIDE...

► Entering this weekend's contests, senior forwards **ONDREJ PSENICKA** and **KYLE PENNEY** and senior defenseman **TIM REGO** rank within the top 10 nationally for the highest career plus-minus ratings among active Division I hockey players.

► Psenicka's plus-49 rating is tied for fourth nationally with Michigan graduate student defenseman Jacob Truscott. Only Denver forward Jack Devine (plus-62), Ohio State defenseman Aidan Hansen-Bukata (plus-55), and Minnesota State forward Rhett Pitlick (plus-52) have higher plus-minus ratings. Penney and Rego's plus-44 rating is good for 10th among active skaters.

► Senior defenseman **HANK KEMPF** and senior forward **JACK O'LEARY** also have plus-40 ratings, making Cornell the lone Division I program to have at least four players with career plus-minus ratings of at least plus-40.

► The Big Red is one of four programs with multiple players to log plus-40 ratings, joined by Minnesota's trio of Mason Nevers, Mike Koster, and Jimmy Snuggerud, Boston College's Eamon Powell and Ryan Leonard, and Denver's Devine and defenseman Boston Buckberger.

► Cornell is one of two programs with multiple forwards having career plus-minus ratings of at least plus-40, joined by Minnesota (Nevers — plus-48 and Snuggerud — plus-42). Psenicka's plus-49 rating is the third-highest figure by a Division I forward, while Penney (plus-44) and O'Leary (plus-40) have the fifth- and eighth-highest clips, respectively.

► Rego's plus-44 rating ranks sixth among active Division I defensemen, trailing Hansen-Bukata (plus-55), Truscott (plus-49), Powell (plus-48), Koster (plus-46), and Buckberger (plus-45). Kempf's plus-40 rating ranks eighth among blueliners.

► The Big Red is one of three programs with at least two defensemen with a rating of at least plus-30, joined by Minnesota (Koster — plus-46, Luke Mittelstadt — plus-37, Sam Rinzel — plus-30) and Denver (Buckberger — plus-45 and Zeev Buium — plus-38).

CORNELL RECORD BOOK

YEARLY SCORING DEFENSE RANKINGS
Last 10-Plus Seasons

SEASON	GAMES	GA	GPG	RANK
2013-14	32	74	2.31	9th
2014-15	31	68	2.19	7th
2015-16	34	82	2.41	18th
2016-17	35	81	2.31	10th
2017-18	33	52	1.58	1st
2018-19	36	73	2.03	9th
2019-20	29	45	1.55	2nd
2021-22	32	72	2.25	10th
2022-23	34	66	1.94	2nd
2023-24	35	65	1.86	1st
► 2024-25	4	7	1.75	T-10th

NCAA LEADERS

ACTIVE TOP PLUS-MINUS RATINGS
Division I Hockey Players (as of 11/13/24)

PLAYER	SCHOOL	+/-
Jack Devine	Denver	+62
Aidan Hansen-Bukata	Ohio State	+55
Rhett Pitlick	Minnesota State	+52
► Ondrej Psenicka	Cornell	+49
Jacob Truscott	Michigan	+49
Mason Nevers	Minnesota	+48
Eamon Powell	Boston College	+48
Mike Koster	Minnesota	+46
Boston Buckberger	Denver	+45
► Kyle Penney	Cornell	+44
► Tim Rego	Cornell	+44
Josh Luedtke	St. Cloud State	+42
Jimmy Snuggerud	Minnesota	+42
Ryan Leonard	Boston College	+41
► Hank Kempf	Cornell	+40
► Jack O'Leary	Cornell	+40

PAIRWISE RANKINGS

NCAA PAIRWISE RANKINGS (as of 11/13/24)
Bold denotes Cornell opponent in 2024-25

TEAM	RECORD	PCWs	RPI
1. Denver	10-0-0	63	.8750
2. Boston College	7-1-0	62	.7645
3. Dartmouth	4-0-0	61	.7305
4. Michigan State	7-1-0	60	.7120
5. Cornell	3-0-1	59	.7119
6. Minnesota	9-1-0	58	.6467
7. Maine	6-2-1	57	.6404
8. Western Michigan	5-1-0	56	.6328
9. St. Cloud State	8-3-0	55	.6160
10. Ohio State	7-2-1	54	.5977
11. Providence	6-1-2	53	.5969
12. Michigan	7-2-1	52	.5953
13. Harvard	2-1-0	51	.5736
14. Boston University	5-4-0	50	.5706
15. North Dakota	5-4-0	49	.5683
16. Minnesota State	7-4-1	48	.5657
17. UMass Lowell	6-2-0	47	.5621
18. Colorado College	8-0-0	46	.5552
19. Michigan Tech	6-2-0	45	.5390
20. Union	6-2-1	44	.5379
21. Penn State	4-3-0	43	.5369
22. Alaska	3-5-2	42	.5210
23. Augustana	5-5-0	41	.5187
24. Notre Dame	5-5-0	40	.5143
25. Clarkson	6-3-1	39	.5124
26. Yale	1-2-1	38	.5110
27. Robert Morris	4-1-2	37	.5082
28. Niagara	5-4-2	36	.4968
29. New Hampshire	3-3-1	35	.4932
30. Northeastern	1-4-2	34	.4927
31. Quinnipiac	3-5-0	32	.4885
32. UMass	4-4-2	31	.4899
33. Arizona State	3-6-1	31	.4864
34. RPI	4-3-1	30	.4841
35. Lake Superior State	3-5-0	29	.4831
36. Bowling Green	5-3-0	28	.4826
37. Vermont	2-4-3	28	.4820
38. Minnesota Duluth	3-6-0	26	.4801
39. AIC	2-6-1	25	.4769
40. Merrimack	3-6-1	23	.4715
41. Air Force	6-6-0	23	.4702
42. Bentley	5-4-1	22	.4684
43. UConn	5-5-1	22	.4681
44. Bemidji State	4-5-0	20	.4642
45. Colgate	4-5-1	19	.4612
46. Wisconsin	2-8-0	18	.4595
47. Princeton	0-2-0	17	.4586
48. Lindenwood	2-7-1	16	.4575
49. Stonehill	4-7-0	16	.4548
50. St. Thomas	2-5-2	14	.4537
51. Sacred Heart	4-5-1	13	.4497
52. Miami	3-7-2	12	.4460
53. LIU	2-4-1	11	.4450
54. Canisius	3-8-0	10	.4354
55. Holy Cross	4-7-0	9	.4347
56. Army	3-6-0	8	.4322
57. St. Lawrence	4-5-0	7	.4097
58. RIT	3-7-0	6	.4233
59. Omaha	2-6-0	5	.3941
60. Ferris State	2-8-2	4	.3789
61. Alaska Anchorage	1-7-0	3	.3654
62. Northern Michigan	1-9-0	2	.3623
63. Mercyhurst	2-10-0	1	.3586
64. Brown	0-2-0	0	.3559

COME ON BACK!

► Cornell is returning 88 percent of its goals and 86 percent of its points from last season, ranking within the top 10 nationally.

► The Big Red is one of four programs in the country that returns at least 85 percent of its goals and points from last season. It is joined by Harvard (99 percent of goals, 98 percent of points), Bentley (92 percent of goals and points), and Dartmouth (92 percent of goals, 91 percent of points).

► Cornell's 88 percent of goals returning from last year ranks as the fourth-highest average in Division I hockey, trailing Harvard (99 percent), Bentley (92 percent), and Dartmouth (92 percent). Five of the top 10 figures are from ECAC Hockey programs, joined by Brown (85 percent — 5th) and St. Lawrence (73 percent — 10th).

► Of Cornell's 115 goals scored last season, 101 are back on this year's roster, making the Big Red one of three Division I programs to return at least 100 goals scored from last season, joining Denver (129) and Michigan State (102).

► Cornell's 86 percent of its points return from last season, tied with New Hampshire for sixth in Division I hockey. Harvard (98 percent), Bentley (92 percent), Dartmouth (91 percent), Princeton (89 percent), and Bowling Green (87 percent) are ahead of the Big Red.

► The Big Red brings back 266 of its 310 points registered last season, ranking as the fourth-most by a Division I program this season, trailing Denver (328), Boston College (303), and Michigan State (278).

SPREADING THE WEALTH

► Cornell received production from nearly every skater who appeared in at least one game last season, as 21 of the 23 skaters (91.3 percent) registered at least one point, and 19 of the 21 players with a point last season logged at least two points.

► Through its first two weekends, Cornell has maintained its goal of repeating last year's scoring production, as 17 of the 20 skaters (85.0 percent) who appeared in the first four games have registered at least one point.

► The current sophomore class — who led the team in goals (44), assists (70), and points (114) last season — is picking up right where it left off, generating nearly half of the team's scoring (16 points — 45.7 percent), while also leading the team in assists (12). Cornell's senior class (five) is slightly ahead of the sophomores and juniors (four apiece) in goals.

► The Big Red had five players register at least 10 goals a year ago, featuring **GABRIEL SEGER** (14), **DALTON BANCROFT** (12), **RYAN WALSH** (12), **JONATHAN CASTAGNA** (11), and **KYLE PENNEY** (10). It was Cornell's first time having five-plus players with double-digit goals since 2007-08 (14, **COLIN GREENING**; 12, **RILEY NASH**; 10, **TOPHER SCOTT**; 10, **RAYMOND SAWADA**; 10, **MICHAEL KENNEDY**).

AYE, AYE, CAPTAIN!

► Senior forward **KYLE PENNEY** was named captain of the Cornell hockey team for a second consecutive season on Sept. 5.

► Penney is the seventh player under **MIKE SCHAFER** '86's tenure as the Big Red's head coach to be named a two-time captain, joining **MITCH VANDERLAAN** '19, **JOHN MCCARRON** '15, **COLIN GREENING** '10, **STEPHEN BÂBY** '03, **KYLE KNOPP** '99, and **BRAD CHARTRAND** '96. Penney is the 14th player in Cornell program history to be named a two-time captain.

► "He does everything the right way and cares about his teammates," Schafer said. "He connects across all classes, and he's done that since he's been here. He speaks up and picks his spots to make his point. He's not soft-spoken but doesn't waste his words. He checks all the boxes of great leaders. It's an honor for him to be a two-time captain, and it was going to be evident that the honor was going to be bestowed upon him by his teammates."

► Joining Penney on the leadership team for the season will be senior defensemen **HANK KEMPF** and **TIM REGO** and senior forward **JACK O'LEARY**, who will all serve as alternate captains.

► O'Leary is the second player in Cornell program history to be named an alternate captain in consecutive seasons, joining **COLE BARDREAU** '15 (2013-14 and 2014-15).

NCAA LEADERS

PROGRAMS RETURNING 85%+ OF SCORING
This Season (Courtesy College Hockey Inc.)

PROGRAM	GOALS	PTS
Harvard	99%	98%
Bentley	92%	92%
Dartmouth	92%	91%
► Cornell	88%	86%

MOST GOALS RETURNING
This Season (Courtesy College Hockey Inc.)

PROGRAM	GOALS
Denver	129
Michigan State	102
► Cornell	101
Boston College	98

MOST POINTS RETURNING
This Season (Courtesy College Hockey Inc.)

PROGRAM	POINTS
Denver	328
Boston College	303
Michigan State	278
► Cornell	266
New Hampshire	252

SCORING BREAKDOWN

2024-25 SCORING BREAKDOWN
By Class and Position

CLASS	G	A	PTS	PCT
Freshmen	1	1	2	5.7%
Sophomores	4	12	26	45.7%
Juniors	4	1	5	14.3%
Seniors	5	7	12	34.3%
POSITION	G	A	PTS	PCT
Forwards	12	13	25	71.4%
Defensemen	2	8	10	28.6%

CORNELL NATIONALLY...



2024-25 TEAM STATISTICS (as of 11/13/24)

	STAT	NCAA	ECAC
FACEOFF WIN PERCENTAGE	.500	T-34th	6th
PENALTY KILL PERCENTAGE	.833	T-27th	T-4th
POWER-PLAY PERCENTAGE	.000	T-63rd	T-11th
SCORING DEFENSE	1.75	T-10th	3rd
SCORING MARGIN	+1.75	T-8th	2nd
SCORING OFFENSE	3.50	T-14th	4th
TOTAL ASSISTS	21	T-58th	8th
PIM PER GAME	8.00	T-18th	3rd
TOTAL POINTS	35	57th	8th
TOTAL PIM	32	5th	4th
POWER-PLAY GOALS	0	T-63rd	T-11th
SHORT-HANDED GOALS	0	T-34th	T-6th
WIN PERCENTAGE	.875	T-5th	2nd

2024-25 INDIVIDUAL LEADERS (as of 11/13/24)

	STAT	NCAA	ECAC
ASSISTS PER GAME			
Jonathan Castagna	0.75	T-46th	T-10th
Ryan Walsh	0.75	T-46th	T-10th
GOALTENDER WIN PERCENTAGE			
Ian Shane	.875	T-8th	3rd
GOALS-AGAINST AVERAGE			
Ian Shane	1.71	18th	4th
GOALS PER GAME			
Dalton Bancroft	0.75	T-7th	T-4th
Jack O'Leary	0.50	T-47th	T-10th
Ryan Walsh	0.50	T-47th	T-10th
POINTS PER GAME			
Ryan Walsh	1.25	T-25th	T-6th
Dalton Bancroft	1.00	T-56th	T-13th
SAVE PERCENTAGE			
Ian Shane	.914	40th	8th

CORNELL IN THE RANKINGS

DATE	PAIRWISE	USCHO	USA/TRL
Preseason	N/A	9 (585)	9 (429)
Oct. 7	N/A	7 (615)	7 (458)
Oct. 14	N/A	8 (614)	7 (465)
Oct. 21	N/A	8 (602)	8 (441)
Oct. 28	N/A	9 (579)	8 (456)
Nov. 4	N/A	6 (753)	6 (527)
Nov. 11	N/A	6 (701)	5 (505)

Pairwise not officially acknowledged until first full weekend of December due to sample size

CORNELL + PAIRWISE = WISE PAIR

► Cornell is one of four programs to have finished in the top 16 of the annual Pairwise Comparison Ratings at least seven times since 2015-16, joining Denver (eight), North Dakota (seven), and Quinnipiac (seven).

► Over the last eight years, seven of which Cornell has competed, the Big Red has an average finish in the Pairwise of 11.0, ranking fifth among Division I programs, trailing Denver (7.0), Minnesota (8.9), North Dakota (9.9), and Minnesota State (10.0).

► The Big Red's average finish in the Pairwise rankings over the last eight years paces all ECAC Hockey programs by 2.5 points (Quinnipiac — 13.5) and is ahead of Boston University (14.3), the top average in Hockey East, by 3.3 points.

HAIL TO THEE, OUR ALMA MATER!

► **MIKE SCHAFER '86**, the Jay R. Bloom '77 Head Coach of Cornell Men's Ice Hockey, is one of 24 Division I head coaches to serve as their alma mater's head coach this season.

► Roughly 38 percent of the 64 active Division I programs will have an alumnus as their head coach this season. Half of the head coaches within ECAC Hockey meet the criteria as Schafer is joined by Yale's Keith Allain, Harvard's Ted Donato, Colgate's Mike Harder, Clarkson's Jean-François Houle, and Brown's Brendan Whittet.

► ECAC Hockey paces the nation with six alums, while Hockey East and NCHC have five apiece.

ALL HE DOES IS WIN, WIN, WIN...

► **MIKE SCHAFER '86**, the Jay R. Bloom '77 Head Coach of Cornell Men's Ice Hockey, is one of eight active collegiate men's hockey head coaches with 500 career victories.

► Schafer's 545 wins are the 18th-most wins by a Division I head coach in college hockey history and is 10 wins shy of matching former Michigan Tech head coach John MacInnes, who won 555 games with the Huskies during his 26-year tenure from 1956-82.

► Among active Division I men's head coaches, Schafer has the fourth-most career wins, trailing Quinnipiac's Rand Pecknold (645), Mercyhurst's Rick Gotkin (609), and Notre Dame's Jeff Jackson (594).

IT'S JUST A NUMBER...

► Sophomore forward **JONATHAN CASTAGNA** is the first player to don a No. 38 sweater for the Cornell men's hockey program and the first Big Red forward to wear a sweater number north of 30.

► Former Big Red goaltender **EDDY SKAZYK** is the only player to have worn a sweater number higher than Castagna's No. 38 when he wore No. 39 for two seasons from 1994-96. Freshman netminder **JUSTIN KATZ** is the first player in Cornell history to wear No. 37 and is the highest number worn by a Big Red goaltender since Skazyk.

► Fellow sophomore **MARIAN MOSKO** is the first defenseman to wear No. 13 since the first bearer of the oft-deemed "unlucky" No. 13, **LANE MONTESANO**, who split time as a forward and defenseman from 1957-59.

CORNELL'S MELTING POT

► This year's roster of 30 players features five countries (Canada, Czechia, England, Slovakia, United States), 11 states (Alaska, California, Colorado, Illinois, Massachusetts, Missouri, New York, Pennsylvania, Tennessee, Virginia, Wisconsin), and five Canadian provinces (Alberta, British Columbia, Nova Scotia, Ontario, Québec) represented.

► Senior forward **ONDREJ PSENICKA** is one of seven Division I hockey players to hail from Czechia, joining Merrimack's Josef Mysak, Northern Michigan's Jakub Altrichter, Providence's Tomas Machu, RIT's Jakub Krbec, St. Lawrence's Tomáš Mazura, and UMass' Michael Hrabal.

► Sophomore defenseman **LIAM STEELE** is the lone Division I player to call England his home country.

PUTTING 'BIG' IN BIG RED

► Cornell ranks within the top 10 nationally in average height (6'0.7") and weight (195.0 lbs.), one of five programs to be within the top 10 in both categories. It joins Boston University (6'1.1", 191.4 lbs.), Colorado College (6'0.9", 192.0 lbs.), Clarkson (6'1.3", 195.1 lbs.), and North Dakota (6'0.8", 193.5 lbs.).

► The Big Red's average weight of 195.0 pounds ranks third nationally, trailing Notre Dame (196.2 lbs.) and Clarkson (195.1 lbs.), while the average height of 6 feet, 0.7 inches is tied with Merrimack for the 10th-tallest figure in Division I hockey this season.

NCAA LEADERS

TOP AVERAGE FINISH IN PAIRWISE RANKINGS Last Eight Years

SCHOOL	TOP 16s	AVG
Denver	8	7.0
Minnesota	6	8.9
North Dakota	7	9.9
Minnesota State	6	10.9
► Cornell	7	11.0
St. Cloud State	6	11.8
Minnesota Duluth	6	12.1
Quinnipiac	7	13.5
Boston University	6	14.3

NCAA LEADERS

ACTIVE HEAD COACHES WITH 500+ WINS Division I Head Coaches (as of 11/13/24)

SCHOOL	SCHOOL	WINS
Rand Pecknold	Quinnipiac	645
Rick Gotkin	Mercyhurst	609
Jeff Jackson	Notre Dame	594
► Mike Schafer	Cornell	545
Frank Serratore	Air Force	511

ECAC WEEKLY HONORS		
DATE	AWARD	PLAYER (SCHOOL)
Oct. 8	Forward	Ayrton Martino (Clarkson)
	Defender	John Prokop (Union)
	Rookie	Isaac Tremblay (St. Lawrence)
	Goalie	Mason Kucenski (St. Lawrence)
Oct. 14	Forward	Tyler Hotson (RPI)
	Defender	Max Smolinski (RPI)
	Rookie	Jared Mangan (Clarkson)
	Goalie	Matej Marinov (Quinnipiac)
Oct. 21	Forward	Ben Muthersbaugh (Union)
	Defender	Mason Waite (St. Lawrence)
	Rookie	Ben Muthersbaugh (Union)
	Goalie	Mason Kucenski (St. Lawrence)
Oct. 28	Forward	Brett Chorske (Colgate)
	Defender	Nic Belpedio (Colgate)
	Rookie	Ben Muthersbaugh (Union)
	Goalie	Ethan Langenegger (Clarkson)
Nov. 4	Forward	Ryan Walsh (Cornell)
	Defender	William Gilson (RPI)
	Rookie	Hayden Stavroff (Dartmouth)
	Goalie	Ian Shane (Cornell)
Nov. 11	Forward	Dalton Bancroft (Cornell)
	Defender	CJ Foley (Dartmouth)
	Rookie	Donovan Frias (Yale)
	Goalie	Aku Koskenvuo (Harvard)

STANDINGS AND SCHEDULES																
ECAC HOCKEY											OVERALL					
OPPONENT	PTS	GP	W	L	T	OW	OL	SW	GF	GA	GP	W	L	T	GF	GA
Dartmouth	9	3	3	0	0	0	0	0	11	4	4	4	0	0	16	6
Union	6	2	2	0	0	0	0	0	10	6	9	6	2	1	35	28
Harvard	5	3	2	1	0	1	0	0	8	5	3	2	1	0	8	5
Yale	5	2	1	0	1	0	0	1	6	5	4	1	2	1	7	16
Cornell	4	2	1	0	1	0	0	0	5	3	4	3	0	1	14	7
Colgate	3	2	1	1	0	0	0	0	8	7	10	4	5	1	33	39
Princeton	1	2	0	2	0	0	1	0	4	9	2	0	2	0	4	9
Clarkson	0	0	0	0	0	0	0	0	0	0	10	6	3	1	29	23
St. Lawrence	0	0	0	0	0	0	0	0	0	0	9	4	5	0	24	22
RPI	0	2	0	2	0	0	0	0	6	10	8	4	3	1	32	27
Brown	0	2	0	2	0	0	0	0	4	8	2	0	2	0	4	8
Quinnipiac	0	2	0	2	0	0	0	0	2	7	8	3	5	0	24	22
IVY LEAGUE											OVERALL					
OPPONENT	PTS	GP	W	L	T	OW	OL	SW	GF	GA	GP	W	L	T	GF	GA
Dartmouth	6	2	2	0	0	0	0	0	7	2	4	4	0	0	16	6
Cornell	4	2	1	0	1	0	0	0	5	3	4	3	0	1	14	7
Harvard	2	2	1	1	0	1	0	0	5	5	3	2	1	0	8	5
Yale	2	1	0	0	1	0	0	1	2	2	3	0	2	1	3	13
Princeton	1	2	0	2	0	0	1	0	4	9	2	0	2	0	4	9
Brown	0	1	0	1	0	0	0	0	1	3	2	0	2	0	4	8
LAST WEEK'S SCORES											THIS WEEK'S SCHEDULE					
Friday, Nov. 8					Saturday, Nov. 9					Friday, Nov. 15					Saturday, Nov. 16	
Yale 2, #6 Cornell 2 (OT)					#6 Cornell 3, Brown 1					#6 Cornell at					#6 Cornell at	
Alaska 3, Union 3 (OT)					Alaska 6, Union 4					#17 Dartmouth, 7:00					#20 Harvard, 7:00	
Colgate 5, Brown 3					Clarkson 6, Stonehill 3					#19 Quinnipiac at Brown, 7:00					Colgate at #17 Dartmouth, 7:00	
Dartmouth 4, #15 Quinnipiac 2					Dartmouth 5, Princeton 1					Colgate at #20 Harvard, 7:00					#19 Quinnipiac at Yale, 7:00	
Harvard 4, Princeton 3 (OT)					Harvard 3, #15 Quinnipiac 0					Clarkson at RPI, 7:00					Princeton at Brown, 7:00	
Friday, Nov. 8 (exh.)					Yale 4, Colgate 3					St. Lawrence at Union, 7:00					St. Lawrence at RPI, 7:00	
SLU 4, Simon Fraser 0										Princeton at Yale, 7:00					Clarkson at Union, 7:00	

BATTLE OF RANKED OPPONENTS

► Since Harvard and Dartmouth became travel partners in the 2005-06 season, there have only been two instances where Cornell faced the Big Green and Crimson on the same weekend when both programs were ranked.

► Both times saw Cornell host Dartmouth and Harvard at Lynah Rink. The most recent instance occurred Jan. 24-25, 2020, when the top-ranked Big Red defeated No. 20-ranked Dartmouth, 2-1, before tying with the No. 16-ranked Crimson, 1-1. The other instance occurred Nov. 16-17, 2012, when the No. 10-ranked Big Red fell to the No. 17-ranked Crimson, 4-1, and tied with No. 12-ranked Dartmouth, 1-1.

ECAC HOCKEY PRESEASON POLL

► The conference office announced Sept. 25 that Cornell was picked to finish first in the ECAC Hockey preseason poll following a vote among the league's 12 head coaches.

► Cornell received 10 of the 12 first-place votes and finished with a league-leading 120 points. Quinnipiac garnered the other two first-place votes and concluded with a point total of 111.

► Dartmouth (93 points) and Clarkson (82 points) were picked third and fourth, respectively, in the poll, while Colgate (75 points), Harvard (73 points), St. Lawrence (66 points), and Union (60 points) assumed fifth through eighth place. Princeton (32 points), Yale (30 points), RPI (26 points), and Brown (24 points) rounded out the poll.

► Along with the ECAC Hockey preseason poll, junior forward **DALTON BANCROFT**, sophomore defenseman **BEN ROBERTSON**, and senior goaltender **IAN SHANE** were named to the Preseason All-ECAC Hockey team, making Cornell the lone ECAC Hockey program with multiple players to earn preseason accolades.

► Shane received preseason honors from ECAC Hockey for a second straight year and was the lone unanimous selection on this year's team. Robertson was among two blueliners named to the preseason team, joined by Union's junior defenseman John Prokop. Bancroft was one of three forwards named to the preseason team, joined by Dartmouth junior Luke Haymes and Quinnipiac sophomore Mason Marcellus.

ECAC PRESEASON POLL	
2024-25 ECAC HOCKEY PRESEASON POLL <i>As Voted On By League's Head Coaches</i>	
PROGRAM (First-Place Votes)	POINTS
► Cornell (10)	120
Quinnipiac (2)	111
Dartmouth	93
Clarkson	82
Colgate	75
Harvard	73
St. Lawrence	66
Union	60
Princeton	32
Yale	30
RPI	26
Brown	24

SERIES HISTORY



SERIES HISTORY

CORNELL LEADS, 88-50-9

Ithaca, N.Y. (Lynah Rink):	49-19-5 (49-16-5)
Hanover, N.H. (Thompson Arena):	34-29-4 (23-21-4)
Neutral Sites:	5-2-0
Under Mike Schafer:	32-23-8

SCORING RECORDS

CORNELL	DARTMOUTH
Ithaca: 14, (2x) Last: COR, 14-0 (3/4/1970)	Ithaca: 12 DART, 12-0 (1/23/1960)
Hanover: 11 COR, 11-2 (2/1/1969)	Hanover: 14 DART, 14-2 (2/14/1959)
Neutral Site: 6 COR, 6-3 (3/22/2024)	Neutral Site: 8 DART, 8-4 (3/29/1980)

GAME-BY-GAME (SCHAFFER ERA)

DATE	COR	DC	RK	RK	SITE	SCORE
11/18/1995					Hanover, N.H.	W, 4-3 (OT)
2/9/1996					Ithaca, N.Y.	W, 4-2
11/16/1996					Ithaca, N.Y.	W, 6-3
2/7/1997					Hanover, N.H.	W, 5-3
11/14/1997					Hanover, N.H.	W, 4-1
2/14/1998					Ithaca, N.Y.	L, 2-5
11/20/1998					Ithaca, N.Y.	W, 3-1
2/13/1999					Hanover, N.H.	L, 2-3
1/24/2000					Ithaca, N.Y.	L, 2-3
2/27/2000					Hanover, N.H.	L, 2-3
1/13/2001					Hanover, N.H.	L, 1-4
2/16/2001					Ithaca, N.Y.	T, 1-1 (OT)
1/12/2002	#13				Ithaca, N.Y.	L, 3-5
2/15/2002	#7				Hanover, N.H.	L, 0-1 (OT)
11/16/2002	#9				Hanover, N.H.	L, 2-5
2/7/2003	#5				Ithaca, N.Y.	W, 6-1
1/24/2004	#12	#18			Ithaca, N.Y.	L, 1-2
2/6/2004					Hanover, N.H.	W, 4-2
11/20/2004	#9				Hanover, N.H.	L, 1-2 (OT)
1/21/2005	#9	#17			Ithaca, N.Y.	W, 3-1
11/12/2005	#3				Hanover, N.H.	L, 1-6
2/17/2006	#6				Ithaca, N.Y.	W, 3-1
11/11/2006	#11				Ithaca, N.Y.	L, 2-3
2/23/2007	#16				Hanover, N.H.	L, 1-5
11/17/2007					Hanover, N.H.	W, 4-1
2/29/2008					Ithaca, N.Y.	W, 6-0
3/7/2008					Ithaca, N.Y.	W, 3-2
3/8/2008					Ithaca, N.Y.	L, 3-5
3/9/2008					Ithaca, N.Y.	W, 6-0
11/22/2008	#14				Ithaca, N.Y.	W, 3-1
2/13/2009	#6	#19			Hanover, N.H.	L, 4-5 (OT)
11/6/2009	#5				Ithaca, N.Y.	W, 5-1
2/20/2010	#10				Hanover, N.H.	L, 4-5
1/28/2011					Hanover, N.H.	T, 2-2 (OT)
2/19/2011					Ithaca, N.Y.	W, 3-2 (OT)
3/18/2011	#20	#15			Atlantic City, N.J.	W, 3-0
11/12/2011					Hanover, N.H.	W, 3-2
1/20/2012	#9				Ithaca, N.Y.	W, 4-3 (OT)
3/9/2012	#13				Ithaca, N.Y.	W, 4-3 (2OT)
3/10/2012	#13				Ithaca, N.Y.	W, 3-1
11/17/2012	#10	#12			Ithaca, N.Y.	T, 1-1 (OT)
2/15/2013					Hanover, N.H.	W, 4-2
1/18/2014	#12				Hanover, N.H.	T, 1-1 (OT)
2/28/2014	#11				Ithaca, N.Y.	L, 0-1
1/24/2015					Ithaca, N.Y.	L, 2-5
2/13/2015					Hanover, N.H.	L, 2-3
1/22/2016	#10				Ithaca, N.Y.	L, 0-3
2/20/2016	#16				Hanover, N.H.	W, 1-0
11/4/2016					Hanover, N.H.	T, 1-1 (OT)
1/28/2017	#14				Ithaca, N.Y.	L, 2-4
11/10/2017	#14				Ithaca, N.Y.	W, 3-0
1/27/2018	#2				Hanover, N.H.	W, 3-1
11/30/2018	#16				Hanover, N.H.	L, 2-3
1/19/2019	#15				Ithaca, N.Y.	W, 5-1
12/7/2019	#2				Hanover, N.H.	L, 1-2
1/24/2020	#1	#20			Ithaca, N.Y.	W, 3-2
11/6/2021	#15				Hanover, N.H.	W, 5-4
1/28/2022	#8				Ithaca, N.Y.	T, 2-2 (SOL)
12/3/2022					Ithaca, N.Y.	W, 1-0
1/27/2023	#11				Hanover, N.H.	W, 3-2
11/10/2023	#7				Ithaca, N.Y.	T, 2-2 (SOW)
1/27/2024	#13				Hanover, N.H.	T, 2-2 (SOL)
3/22/2024	#14				Lake Placid, N.Y.	W, 6-3

SCOUTING DARTMOUTH

- No. 17-ranked Dartmouth enters the weekend with an overall record of 4-0-0 and a 3-0-0 mark in ECAC Hockey play.
- The Big Green's four wins to begin the season is its best four-game start since 1957-58 when it won its first six games. This season's start is Dartmouth's first time going unbeaten over its first four games since the 2012-13 campaign when it opened with a 5-0-1 record.
- Nikita Nikora (1-6—7) paces Dartmouth's offense behind his team-leading six assists and seven points. Sean Chisholm (4-1—5) has a team-high four goals on the year. Hayden Stavroff (3-1—4), John Fusco (2-2—4), and CJ Foley (1-3—4), the reigning ECAC Hockey Defender of the Week, are all averaging at least a point per game.
- Goaltending duties have been split between sophomores Roan Clarke (2-0-0, 1.45, .950) and Emmett Croteau (2-0-0, 1.56, .929), as both players have two starts on the season.

115 YEARS, 301 MILES, 147 MEETINGS

- Cornell leads the series against Dartmouth, 88-50-9, and is unbeaten over its last eight against the Big Green (5-0-3). A win or tie on Friday would mark the Big Red's longest streak without a loss to Dartmouth since going 7-0-3 against the Big Green from Jan. 28, 2011 and Jan. 18, 2014.
- Contests at Thompson Arena between Cornell and Dartmouth have been close, with the last five, nine of the previous 10, and 13 of the prior 15 games having been decided by one goal or less. Overall, against Dartmouth, eight of the last nine, nine of the previous 11, and 22 of the prior 33 contests have been decided by a goal or fewer.

- The Big Red will play a ranked Dartmouth team for the 12th time on Friday. Cornell has a 7-2-2 record against the Big Green when it has been ranked, including a 5-0-2 record over the last seven instances, dating back to Jan. 28, 2011.

- Sophomore forward **RYAN WALSH** has scored in his last two games against Dartmouth (Jan. 27, 2024 in Hanover and March 22, 2024 in Lake Placid). With a goal Friday, Walsh would be the first Cornell player to score in three consecutive games against the Big Green since **DUSTIN MOWREY** in the 2011-12 season (Jan. 20, 2012, March 9, 2012, and March 10, 2012 — all at Lynah Rink).

CONNECTIONS WITH DARTMOUTH

- Cornell associate head coach **CASEY JONES** coached Emmett Croteau last season while at Clarkson ... Matt Fusco was teammates with **LUKE DEVLIN** and **JUSTIN KATZ** on the 2022-23 West Kelowna Warriors ... **SULLIVAN MACK** and Nate Morgan played on the Salmon Arm Silverbacks in 2020-21, while **LIAM STEELE**, Owen Desilets, CJ Foley, and Hayden Stavroff played on the 2022-23 Silverbacks ... **NICHOLAS WOLFENBERG** was teammates on the Okotoks Oilers with Tucker McRae (2021-22) and Jack Silverberg (last season) ... Colin Grable played alongside **JAKE KRAFT** and **RYAN WALSH** on the Cedar Rapids RoughRiders in 2022-23 ... **HOYT STANLEY** and Tim Busconi played on the 2022-23 Victoria Grizzlies ... **TIM REGO** and Sean Chisholm on the Brooks Bandits for two years (2019-21).

CORNELL PLAYERS VS. DARTMOUTH																
PLAYER	GP	G	A	PTS	SH	SH%	+/-	PIM	PPG	SHG	GWG	BLK	FOW	FOL	FO%	
Dalton Bancroft	5	2	4	6	18	.111	+3	2	1	0	0	3	0	0	—	
Kyle Penney	7	3	1	4	13	.231	+4	0	0	0	0	1	8	8	.500	
Ondrej Psenicka	7	2	2	4	11	.182	+4	4	0	0	0	3	3	1	.750	
Ryan Walsh	3	2	2	4	8	.250	+2	2	0	0	1	0	21	26	.447	
Nick DeSantis	5	2	1	3	6	.333	+1	4	0	0	0	1	0	0	—	
Tim Rego	7	1	2	3	7	.143	+4	2	1	0	0	5	0	0	—	
Ben Robertson	3	1	2	3	9	.111	+1	0	1	0	0	5	0	0	—	
Jake Kraft	3	0	2	2	1	.000	E	0	0	0	0	0	1	0	1.000	
Hank Kempf	7	0	1	1	14	.000	-1	0	0	0	0	10	0	0	—	
Jonathan Castagna	3	0	1	1	10	.000	-2	4	0	0	0	2	21	24	.467	
Kyler Kovich	3	0	1	1	4	.000	+2	0	0	0	0	0	0	0	—	
Sullivan Mack	6	0	0	0	6	.000	-2	0	0	0	0	2	0	0	—	
Jack O'Leary	6	0	0	0	0	.000	-5	2	0	0	0	0	0	0	—	
Michael Suda	4	0	0	0	8	.000	+2	0	0	0	0	1	0	0	—	
Winter Wallace	4	0	0	0	0	.000	E	6	0	0	0	2	1	1	.500	
Luke Devlin	3	0	0	0	1	.000	E	4	0	0	0	1	1	3	.250	
Sean Donaldson	3	0	0	0	6	.000	E	0	0	0	0	0	0	0	—	
George Fegaras	3	0	0	0	3	.000	+1	2	0	0	0	4	0	0	—	
Hoyt Stanley	3	0	0	0	3	.000	+1	0	0	0	0	3	0	0	—	
Tyler Catalano	2	0	0	0	1	.000	-1	0	0	0	0	4	7	12	.368	
Marian Mosko	1	0	0	0	0	.000	E	0	0	0	0	0	0	0	—	
TOTALS	88	13	19	32	129	.101	+14	32	3	0	1	47	63	75	.457	
GOALTENDER	GP	GS	W	L	T	W%	MIN	GA	GAA	SV	SV%	PPG	SHG	SHO		
Ian Shane	6	6	3	0	3	.750	374:27	11	1.76	110	.909	4	0	1		



SERIES HISTORY

CORNELL LEADS, 82-71-13

Ithaca, N.Y. (Lynah Rink):	41-26-8 (41-26-8)
Cambridge, Mass. (Bright-Landry HC):	31-30-5 (31-30-5)
Neutral Sites:	9-11-0
Under Mike Schafer:	42-25-8

SCORING RECORDS

CORNELL		HARVARD	
Ithaca:	11	Ithaca:	13
COR, 11-3 (2/21/1979)		HAR, 13-0 (2/23/1959)	
Cambridge:	9	Cambridge:	18
COR, 9-0 (12/18/1967)		HAR, 18-0 (1/10/1959)	
Neutral Site:	7	Neutral Site:	6, (5x)
COR, 7-6 (3/13/1976)		Last: HAR, 6-1 (3/16/2012)	

GAME-BY-GAME (SCHAFFER ERA)

DATE	RK	RK	SITE	SCORE
11/11/1995			Ithaca, N.Y.	W, 5-3
2/16/1996			Cambridge, Mass.	W, 5-4
3/16/1996			Lake Placid, N.Y.	W, 2-1
11/9/1996			Cambridge, Mass.	W, 3-2
2/14/1997			Ithaca, N.Y.	W, 2-1
3/7/1997			Ithaca, N.Y.	T, 2-2 (OT)
3/8/1997			Ithaca, N.Y.	W, 4-1
11/7/1997			Ithaca, N.Y.	W, 5-2
2/21/1998			Cambridge, Mass.	W, 3-2
11/13/1998			Cambridge, Mass.	W, 7-2
2/20/1999			Ithaca, N.Y.	L, 3-5
11/13/1999			Ithaca, N.Y.	L, 1-2
2/4/2000			Cambridge, Mass.	W, 6-2
3/10/2000			Ithaca, N.Y.	W, 4-3
3/11/2000			Ithaca, N.Y.	W, 4-3
11/17/2000			Ithaca, N.Y.	T, 1-1 (OT)
2/3/2001	#13		Cambridge, Mass.	W, 2-1
3/16/2001			Lake Placid, N.Y.	W, 5-2
11/16/2001	#11		Cambridge, Mass.	L, 3-4 (OT)
2/1/2002	#11	#14	Ithaca, N.Y.	W, 6-3
3/16/2002	#8		Lake Placid, N.Y.	L, 3-4 (2OT)
11/22/2002	#8	#15	Ithaca, N.Y.	W, 5-2
2/15/2003	#3		Cambridge, Mass.	W, 4-3
3/22/2003	#2	#12	Albany, N.Y.	W, 3-2 (OT)
12/6/2003		#17	Ithaca, N.Y.	W, 1-0
1/9/2004	#9		Cambridge, Mass.	W, 5-3
11/5/2004	#12		Ithaca, N.Y.	W, 2-0
1/8/2005	#9	#12	Cambridge, Mass.	L, 0-1
3/19/2005	#3	#8	Albany, N.Y.	W, 3-1
11/11/2005	#3		Cambridge, Mass.	W, 4-3
2/18/2006	#6	#18	Ithaca, N.Y.	L, 3-4
3/18/2006	#7	#12	Albany, N.Y.	L, 2-6
11/10/2006	#11		Ithaca, N.Y.	W, 3-2
2/24/2007	#16		Cambridge, Mass.	L, 1-3
11/16/2007		#19	Cambridge, Mass.	L, 1-2
3/1/2008		#20	Ithaca, N.Y.	L, 1-3
3/21/2008	#20	#16	Albany, N.Y.	L, 1-3
11/21/2008	#14	#18	Ithaca, N.Y.	W, 2-1
2/14/2009	#6		Cambridge, Mass.	L, 2-4
11/7/2009	#5		Ithaca, N.Y.	W, 6-3
2/19/2010	#10		Cambridge, Mass.	W, 3-0
3/12/2010	#9		Ithaca, N.Y.	W, 5-1
3/13/2010	#9		Ithaca, N.Y.	W, 3-0
1/29/2011			Cambridge, Mass.	W, 2-1
2/18/2011			Ithaca, N.Y.	L, 3-4
11/11/2011			Cambridge, Mass.	W, 4-2
1/21/2012	#9		Ithaca, N.Y.	T, 2-2 (OT)
3/16/2012	#13	#19	Atlantic City, N.J.	L, 1-6
11/16/2012	#10	#17	Ithaca, N.Y.	L, 1-4
2/16/2013			Cambridge, Mass.	T, 2-2 (OT)
1/17/2014	#12		Cambridge, Mass.	W, 3-2
3/1/2014	#11		Ithaca, N.Y.	W, 3-2 (OT)
1/23/2015		#4	Ithaca, N.Y.	W, 3-2
2/14/2015		#14	Cambridge, Mass.	T, 3-3 (OT)
1/23/2016	#10	#9	Ithaca, N.Y.	L, 2-6
2/19/2016	#16	#13	Cambridge, Mass.	T, 2-2 (OT)
11/5/2016		#12	Cambridge, Mass.	L, 3-4
1/27/2017	#14	#8	Ithaca, N.Y.	L, 1-4
3/18/2017	#9	#2	Lake Placid, N.Y.	L, 1-4
11/11/2017	#14	#5	Ithaca, N.Y.	W, 3-2
1/26/2018	#2		Cambridge, Mass.	W, 3-0
11/24/2018	#15		New York, N.Y.	L, 1-4
12/1/2018	#16		Cambridge, Mass.	W, 2-1
1/18/2019	#15		Ithaca, N.Y.	W, 2-0
12/6/2019	#2	#12	Cambridge, Mass.	W, 3-1
1/25/2020	#1	#16	Ithaca, N.Y.	T, 1-1 (OT)
11/5/2021	#15	#13	Cambridge, Mass.	L, 2-3
1/29/2022	#8		Ithaca, N.Y.	T, 2-2 (SOL)
12/2/2022		#7	Ithaca, N.Y.	L, 1-2 (OT)
1/28/2023	#11	#10	Cambridge, Mass.	L, 2-6
3/17/2023	#10	#6	Lake Placid, N.Y.	L, 0-1 (OT)
11/11/2023	#7		Ithaca, N.Y.	L, 2-3
1/26/2024	#13		Cambridge, Mass.	W, 2-0
3/15/2024	#15		Ithaca, N.Y.	W, 4-3
3/16/2024	#15		Ithaca, N.Y.	W, 4-1

SCOUTING HARVARD

- No. 20-ranked Harvard enters the weekend with a 2-1-0 record overall and in ECAC Hockey play.
- Mick Thompson (1-3—4) leads the Crimson in assists and points, as he is the lone player with multiple assists so far on the season. Ben MacDonald (2-1—3) is the only Harvard player to have scored multiple goals.
- Aku Koskenvuo (2-1-0, 1.64, .931), the reigning MAC Goaltending Goaltender of the Week, has been Harvard's goaltender in all three of its games so far this season. He registered his third career shutout in last Saturday's win over then-No. 15-ranked Quinnipiac, where he stopped all 25 shots.

114 YEARS, 329 MILES, 166 MEETINGS

- Saturday will be the 167th meeting between the two bitter Ivy League rivals. Cornell leads the series over Harvard, 82-71-13. Eight of the previous 12 meetings have been decided by one goal or less.
- The Big Red has won the last three matchups against the Crimson. With a win Saturday, Cornell will up its win streak over Harvard to four games, the program's longest win streak against the Crimson since winning five straight contests between the 2009-10 and 2011-12 campaigns.
- Cornell is 8-3-3 over its last 14 contests at Bright-Landry Hockey Center and has scored at least two goals in its previous 15 games.

CONNECTIONS WITH HARVARD

► **IAN SHANE** was teammates with Jack Bar, Ian Moore, and Joe Miller on the 2020-21 Chicago Steel, which had former Cornell goaltender **MIKE GARMAN** serving as an associate head coach ... **CHARLIE MAJOR** was teammates Mick Thompson for two seasons on the Chicago Steel (2022-24) while Garman was head coach ... Major, Cam Johnson, and Thompson were teammates on Steel in 2023 ... Kyle Aucoin and Philip Tresca played on the 2020-21 Muskegon Lumberjacks with **HANK KEMPF** and **LUKE DEVLIN** ... Alex Gaffney spent two years (2018-20) with Kempf on the Lumberjacks and **GEORGE FEGARAS** teamed up with Michael Callow, William Hughes, Matthew Morden, and Justin Solovey on the 2022-23 Lumberjacks ... Moore played with **REMINGTON KEOPPLE** on the 2022 United States World Junior team ... Keopple and Zakary Karpa played with the Des Moines Buccaneers in 2020-21 ... **JUSTIN KATZ**, Devlin, and Ben MacDonald spent 2022-23 on the West Kelowna Warriors ... Katz and Sean Keohane also played with West Kelowna last season ... **BEN ROBERTSON** was teammates with Callow, Ryan Healey, and Marek Hejduk on the 2020-21 USNTDP Juniors ... Healey also played with **SEAN DONALDSON** for two seasons on the Sioux Falls Stampede (2020-22), which also included Will McDonough in 2021-22 ... Devlin was teammates with Salvatore Guzzo, Marek Hejduk, and Ryan Fine on the 2021-22 USNTDP Juniors ... Aucoin played with **KYLER KOVICH** on the 2020-21 Tri-City Storm ... Morden played at St. Andrew's College with Devlin and **JONATHAN CASTAGNA** in 2021-22 ... **PARKER MURRAY** spent two years (2021-23) on the Wenatchee Wild with David Hejduk ... Tommy Lyons was teammates with **NICK DeSANTIS** (Sioux Falls Stampede) and **KYLE PENNEY** (Chilliwack Chiefs) in 2019-20 ... Penney was also teammates with Johnson on the 2020-21 Chiefs.

CORNELL PLAYERS VS. HARVARD

PLAYER	GP	G	A	PTS	SH	SH%	+/-	PIM	PPG	SHG	GWG	BLK	FOW	FOL	FO%
Ondrej Psenicka	9	1	5	6	15	.067	+3	2	0	0	0	5	2	1	.667
Jack O'Leary	7	2	2	4	9	.222	+3	0	0	0	1	5	1	0	1.000
Ben Robertson	4	2	2	4	13	.154	+3	0	1	0	0	7	0	0	—
Kyle Penney	9	0	4	4	10	.000	+2	0	0	0	0	7	13	12	.520
Tim Rego	9	1	3	4	8	.125	+6	0	0	0	0	4	0	0	—
Sullivan Mack	8	1	1	2	6	.167	-6	0	0	0	0	1	0	0	—
Dalton Bancroft	7	0	2	2	15	.000	+1	0	0	0	0	2	0	0	—
Nick DeSantis	7	1	1	2	5	.200	-1	0	1	0	1	1	0	0	—
Luke Devlin	4	1	0	1	4	.250	+1	2	0	0	0	0	1	1	.500
Jake Kraft	4	1	0	1	8	.125	E	0	0	0	0	1	0	0	—
Ryan Walsh	4	1	0	1	8	.125	+1	4	0	0	0	4	35	25	.583
Michael Suda	6	0	1	1	6	.000	E	2	0	0	0	5	0	0	—
Jonathan Castagna	4	0	1	1	4	.000	E	2	0	0	0	3	26	17	.605
Sean Donaldson	2	0	1	1	0	.000	+1	0	0	0	0	1	0	0	—
Hank Kempf	9	0	0	0	7	.000	-6	4	0	0	0	11	0	0	—
George Fegaras	4	0	0	0	10	.000	+1	0	0	0	0	2	0	0	—
Kyler Kovich	4	0	0	0	1	.000	E	2	0	0	0	1	0	0	—
Hoyt Stanley	4	0	0	0	1	.000	-2	2	0	0	0	1	0	0	—
Tyler Catalano	3	0	0	0	1	.000	E	2	0	0	0	1	7	15	.318
Winter Wallace	3	0	0	0	2	.000	+1	6	0	0	0	0	0	1	.000
Marian Mosko	2	0	0	0	0	.000	+2	0	0	0	0	0	0	0	—
TOTALS	113	11	23	34	133	.083	+10	28	2	0	2	62	85	72	.541
GOALTENDER	GP	GS	W	L	T	W%	MIN	GA	GAA	SV	SV%	PPG	SHG	SHO	
Ian Shane	8	8	3	4	1	.438	486:48	17	2.10	175	.911	4	0	1	

YEAR-BY-YEAR RESULTS

SEASON	RECORD	W%	GF	GA	+/-
1957-58	2-4-1	.357	37	48	-11
1958-59	3-10-0	.231	26	105	-79
1959-60	1-7-0	.125	17	66	-49
1960-61	3-8-0	.273	40	36	+4
1961-62	8-2-0	.800	50	20	+30
1962-63	5-4-1	.550	44	31	+13
1963-64	5-5-1	.500	35	37	-2
1964-65	11-2-0	.846	91	37	+54
1965-66	13-1-0	.929	95	22	+73
1966-67	10-1-0	.909	76	18	+58
1967-68	12-0-0	1.000	77	15	+62
1968-69	12-0-0	1.000	94	15	+79
1969-70	12-0-0	1.000	86	20	+66
1970-71	13-0-0	1.000	88	23	+65
1971-72	12-1-0	.923	95	30	+65
1972-73	14-0-1	.967	99	42	+57
1973-74	11-1-0	.917	74	40	+34
1974-75	9-3-1	.731	74	43	+31
1975-76	10-3-0	.769	82	42	+40
1976-77	14-2-0	.875	124	63	+61
1977-78	13-1-1	.900	126	51	+75
1978-79	13-3-0	.813	93	52	+41
1979-80	8-5-0	.615	67	50	+17
1980-81	12-1-0	.923	70	27	+43
1981-82	6-8-0	.429	59	47	+12
1982-83	9-1-2	.833	54	33	+21
1983-84	7-5-0	.583	49	51	-2
1984-85	11-1-1	.885	72	43	+29
1985-86	6-4-4	.571	62	54	+8
1986-87	6-6-0	.500	59	55	+4
1987-88	10-5-0	.667	69	40	+29
1988-89	9-3-0	.750	52	31	+21
1989-90	10-2-2	.786	60	37	+23
1990-91	10-3-2	.733	73	39	+34
1991-92	6-3-2	.636	35	27	+8
1992-93	4-9-0	.308	39	53	-14
1993-94	5-7-2	.429	57	59	-2
1994-95	4-4-4	.500	48	39	+9
1995-96	11-1-2	.857	75	32	+43
1996-97	10-4-2	.688	62	42	+20
1997-98	6-6-0	.500	31	29	+2
1998-99	6-7-1	.464	43	44	-1
1999-00	11-3-0	.786	57	33	+24
2000-01	7-2-4	.692	33	26	+7
2001-02	14-1-1	.906	65	27	+38
2002-03	15-0-0	1.000	68	14	+54
2003-04	7-7-5	.500	46	41	+5
2004-05	15-0-1	.969	64	18	+46
2005-06	12-3-2	.765	55	36	+19
2006-07	9-7-2	.556	54	38	+16
2007-08	10-5-2	.647	58	32	+26
2008-09	12-3-1	.781	45	21	+24
2009-10	12-3-1	.781	53	28	+25
2010-11	9-8-1	.528	52	48	+4
2011-12	10-3-2	.733	41	24	+17
2012-13	6-5-2	.538	26	25	+1
2013-14	8-5-2	.600	33	32	+1
2014-15	7-7-3	.500	35	40	-5
2015-16	9-5-2	.625	46	39	+7
2016-17	9-4-3	.656	42	38	+4
2017-18	15-2-0	.882	62	24	+38
2018-19	12-6-0	.667	60	35	+25
2019-20	11-0-2	.923	50	19	+31
2020-21	— NO SEASON (COVID-19 PANDEMIC) —				
2021-22	9-4-3	.656	50	31	+19
2022-23	12-3-1	.781	56	26	+30
2023-24	10-3-2	.733	51	26	+25
2024-25	3-0-1	.875	14	7	+7
TOTALS	616-232-73	.708	3975	2416	+1559



If you've never been to a Big Red hockey game at Cornell's Lynah Rink, there are quite a few things you've never experienced. You've never camped in line to get season tickets and ensure your spot as one of the raucous and devoted "Lynah Faithful." But most importantly, if you've never been to Lynah, you've never experienced all the best that college hockey offers.

Lynah Rink, which enters its 68th year serving as the home of Big Red hockey this season, was formally dedicated on April 6, 1957, a month after its opening to the public on March 4, 1957. The facility, which was built following a \$500,000 anonymous donation (approximately \$5.59 million in 2024), honors the late **JAMES LYNAH '05**, who served as the director of athletics at Cornell from 1935-43.

The donation to build Lynah Rink resurrected the Cornell hockey program following a 10-year hiatus, ensuring hockey returned as a varsity sport for the 1957-58 season.

Cornell began sponsoring hockey as a varsity sport with the 1900-01 season, which featured all Big Red home games played on the university's outdoor rink on Beebe Lake. Due to a series of abnormally mild winters, the program was left — literally — on thin ice, causing Cornell to drop the program entirely after the 1947-48 campaign.

Since its opening in March of 1957, Lynah Rink has received numerous face-lifts since hosting its inaugural event on March 21, 1957, a 7-3 victory for the NHL's New York Rangers in an exhibiton against the Rochester Americans of the American Hockey League (AHL). Hockey Hall of Fame goaltender Gump Worsley stopped 44 shots in the victory for the Rangers.

Among the renovations, Cornell spent nearly \$1 million in the summer of 2000, to replace the rink floor, drainage system, frost protection and refrigeration piping, and adding new boards and seamless glass.

During the summer of 2006, a 16,700-square-foot expansion added new locker rooms, coaches offices, study lounges, new athletic training space, and approximately 450 new seats in the seating bowl.

Over last season's winter break, updated Cornell branding on the façade and south concourse brought a more modern look to the facility.

Though many physical aspects of Lynah Rink have changed over time, the crowd remains constant. Lynah Rink can hold 4,267 boisterous Cornell hockey fans, who provide unwavering support for the Big Red while creating an unparalleled atmosphere in college hockey.

Although many rinks in the nation are bigger in capacity, few are known to be louder. The Cornell fans, aptly named the "Lynah Faithful," stream into every home contest, making themselves as much a part of the game as the players do. Whether they're cheering for the Big Red or joining the pep band in their rendition of "Give My Regards to Davy," the Lynah Faithful reaffirms the old saying, "There's no place like home."

Since the doors opened on Lynah Rink, the Cornell men's hockey program has won a pair of NCAA Division I men's hockey championships in 1967 and 1970, garnering an ECAC Hockey-record 13 tournament championships (1967-70, 1973, 1980, 1986, 1996-97, 2003, 2005, 2010, 2024) and 26 Ivy League titles, 22 of which have been won outright.

NCAA HISTORY

TOP DIVISION I HOME WIN PERCENTAGES
Mike Schafer Era (1995-Present) (as of 11/13/24)

TEAM	RECORD	W%
Michigan	395-121-37	.748
Quinnipiac	321-107-39	.729
North Dakota	403-133-57	.728
Boston College	324-115-41	.718
Denver	400-147-48	.713
▶ Cornell	286-107-48	.703
Minnesota	392-162-50	.690
Boston University	312-140-54	.670
Maine	315-142-53	.670
New Hampshire	318-151-55	.659



MIKE SCHAFER '86

30TH SEASON AS HEAD COACH

Years at Cornell: 37th Season
College: Cornell '86

MIKE SCHAFER '86, the longest-tenured head coach in Cornell men's hockey history, is currently in his 30th and final season at the helm of the Cornell men's hockey program after announcing on June 13, 2024, that he will retire following the conclusion of the 2024-25 season.

Former Cornell standout centerman and assistant coach, and current associate head coach, **CASEY JONES** '90 will replace Schafer beginning with the 2025-26 season.

When Schafer returned to his alma mater in the summer of 1995 to become the 12th head coach in Cornell men's hockey history, Schafer's goal was to bring the Big Red to a position of national prominence.

Schafer has accomplished that objective with his career coaching record of 544-289-111. His 544 victories are the second-most by any Cornell coach with a single team, trailing former softball head coach **DICK BLOOD** (623).

Cornell has consistently been ranked among the nation's elite under Schafer, which includes the Big Red being ranked in the top 20 of the USCHO.com poll 435 times since its inception in 1997-98.

Along with being one of Cornell's legendary head coaches, Schafer's 545 career victories and his .635 win percentage rank fourth and third, respectively, among active Division I men's coaches.

During his 29-plus seasons behind the Big Red bench, Schafer has guided Cornell to 14 NCAA Tournament appearances, which included a trip to Buffalo, N.Y., for the 2003 Frozen Four — the program's first since the 1979-80 campaign. Along with its Frozen Four appearance, the Big Red established the school record for wins (30), claiming one more victory than Cornell's 1969-70 national championship squad, who remains the lone Division I program to go undefeated in a single season (29-0-0). In addition to its 30 wins in 2002-03, Cornell had a 19-2-1 mark in ECAC Hockey play, signifying the program's best league play record since going 21-0-0 in 1969-70.

With Schafer serving as Cornell's bench boss, the Big Red have registered 14 20-win seasons and 17 campaigns with at least a .600 win percentage, including the last seven seasons in which the Big Red has competed. In ECAC Hockey play, the Schafer-led Big Red has won at least 10 conference games on 23 occasions, also including each of the last seven seasons.

In 2020, Schafer was named co-winner of the Spencer Penrose Award, given to the nation's top head coach, sharing the honor with North Dakota's Brad Berry. It was the first time Schafer won the award after being named ECAC Hockey's Coach of the Year five times (2002, 2003, 2005, 2018, 2020).

Cornell has claimed six Whitelaw Cup (ECAC Hockey tournament titles), two more than the late legendary **NED HARKNESS** for the most in Big Red history. Schafer also has guided Cornell to three Cleary Cups (ECAC's regular-season championships) over the past seven years.

Over his illustrious coaching career for Cornell, Schafer has coached 10 players to First Team All-America status (11 instances), eight Ivy League Players of the Year, six ECAC Hockey Ken Dryden Award winners (league's best goaltender), five Rookies of the Year in both ECAC Hockey and the Ivy League, and three ECAC Hockey Players of the Year.

Schafer and his wife, Diane, have two sons, Luke and John '18, and a daughter, Michelle.

SCHAFER'S FILE

COACHING EXPERIENCE

1986-90	Cornell (Assistant Coach)
1990-94	Western Michigan (Assistant Coach)
1994-95	Western Michigan (Associate Head Coach)
1995-Pres.	Cornell (Head Coach)

PLAYING EXPERIENCE

1979-80	Georgetown Gemini (CJBHL)
1980-82	Guelph Platters (OPJHL)
1982-86	Cornell

EDUCATION

Cornell University
B.A., Business Management & Marketing, 1986

COACHING CAREER

SEASON	RECORD	W%	CONF.	W%
CORNELL (1995 - PRESENT)				
1995-96	21-9-4	.676	14-4-4	.727
1996-97	21-9-5	.671	14-6-2	.682
1997-98	15-16-2	.485	9-12-1	.432
1998-99	12-15-4	.452	9-10-3	.477
1999-00	16-14-2	.531	10-9-1	.525
2000-01	16-12-5	.561	11-8-3	.568
2001-02	25-8-2	.743	17-3-2	.818
2002-03	30-5-1	.847	19-2-1	.886
2003-04	16-10-6	.594	13-6-3	.659
2004-05	27-5-3	.814	18-2-2	.864
2005-06	22-9-4	.686	13-6-3	.659
2006-07	14-13-4	.516	10-8-4	.545
2007-08	19-14-3	.569	12-9-1	.568
2008-09	22-10-4	.667	13-6-3	.659
2009-10	21-9-4	.676	14-5-3	.705
2010-11	16-15-3	.515	11-9-2	.545
2011-12	19-9-7	.643	12-4-6	.682
2012-13	15-16-3	.485	8-11-3	.432
2013-14	17-10-5	.609	11-7-4	.591
2014-15	11-14-6	.452	9-9-4	.500
2015-16	16-11-7	.574	8-8-6	.500
2016-17	21-9-5	.671	13-4-5	.705
2017-18	25-6-2	.788	17-3-2	.818
2018-19	21-11-4	.639	13-5-4	.682
2019-20	23-2-4	.862	18-2-2	.864
2020-21	— NO SEASON (COVID-19 PANDEMIC) —			
2021-22	18-10-4	.625	12-6-4	.636
2022-23	21-11-2	.647	15-6-1	.705
2023-24	22-7-6	.714	12-6-4	.636
2024-25	3-0-1	.875	1-0-1	.750
TOTALS	545-289-112	.635	356-176-84	.646

CORNELL'S RECORD UNDER SCHAFER

CATEGORY	2024-25	UNDER SCHAFER	STREAK	CATEGORY	2024-25	UNDER SCHAFER	STREAK	CATEGORY	2024-25	UNDER SCHAFER	STREAK
Overall	3-0-1	545-289-112	Won 1	Cornell Scores First	2-0-1	398-89-56	Tied 1	Leads after 1st period	2-0-0	285-46-26	Won 14
ECAC Hockey Game	1-0-1	356-176-84	Won 1	Opponent Scores First	1-0-0	147-200-49	Won 3	Trails after 1st period	1-0-0	66-147-29	Won 2
Ivy League Game	1-0-1	194-93-34	Won 1					Tied after 1st period	0-0-1	194-96-57	Tied 1
Non-Conference Game	2-0-0	189-113-28	Won 2	When Shutout	0-0-0	0-49-7	Lost 5	Leads after 2nd period	1-0-0	417-22-29	Won 15
Home	3-0-1	287-107-48	Won 1	Scores One Goal	0-0-0	21-89-26	Lost 1	Trails after 2nd period	1-0-0	32-194-30	Won 1
Away	0-0-0	196-126-52	Tied 1	Scores Two Goals	0-0-1	85-89-44	Tied 1	Tied after 2nd period	1-0-1	96-73-53	Won 1
Neutral Site	0-0-0	62-56-12	Lost 1	Scores Three Goals	1-0-0	149-42-26	Won 4	Outshoots Opponent	1-0-1	337-134-60	Won 1
October	0-0-0	18-10-2	Won 2	Scores Four Goals	1-0-0	123-16-6	Won 6	Outshot by Opponent	1-0-0	190-144-49	Won 4
November	3-0-1	138-63-23	Won 1	Scores 5+ Goals	1-0-0	167-4-3	Won 109	Tied in Shots	1-0-0	18-11-3	Won 2
December	0-0-0	53-31-19	Tied 2	Shutout Opponent	0-0-0	111-0-7	Won 25	In Overtime	0-0-1	51-44-112	Tied 2
January	0-0-0	111-61-35	Tied 1	Allows One Goal	2-0-0	193-16-26	Won 6	In Shootouts	0-1	9-11	Lost 1
February	0-0-0	131-66-30	Tied 1	Allows Two Goals	0-0-1	159-50-44	Tied 1	vs. Ranked Opponents	2-0-0	121-104-30	Won 2
March	0-0-0	94-57-3	Lost 1	Allows Three Goals	1-0-0	62-69-26	Won 3				
April	0-0-0	0-1-0	Lost 1	Allows Four Goals	0-0-0	19-69-6	Lost 3				
				Allows 5+ Goals	0-0-0	1-85-3	Lost 52				

SCHAFER MISCELLANEA				
SCHAFER'S ALL-TIME VICTORIES				
11/10/95	vs. Brown	W, 4-1	1	
1/19/98	at Colgate	W, 3-2 (OT)	50	
3/10/01	vs. Princeton	W, 2-1	100	
3/1/03	at Yale	W, 3-0	150	
10/28/05	vs. Michigan State	W, 4-2	200	
3/7/08	vs. Dartmouth	W, 3-2	250	
11/27/10	vs. Colgate	W, 4-3	300	
11/1/13	vs. Princeton	W, 4-2	350	
1/7/17	at Merrimack	W, 1-0	400	
2/1/19	at Union	W, 4-0	450	
11/4/22	at Princeton	W, 3-1	500	
11/9/24	vs. <i>Brown</i>	W, 3-1	545	
GOALS SCORED UNDER SCHAFER • ALL GAMES				
11/10/95	Chad Wilson	A Michigan State	1	
2/23/96	Jeff Burgoyne	H Union	100	
1/25/97	Darren Tymchyshyn	H Ferris State	200	
1/17/98	Jeff Oates	H Colgate	300	
1/29/99	Denis Ladouceur	A Princeton	400	
2/4/00	Larry Pierce	A Harvard	500	
2/17/01	Mark McRae	H Vermont	600	
2/16/02	Matt McRae	A Vermont	700	
1/17/03	Ryan Vesce	A Union	800	
11/29/03	Byron Bitz	H Mercyhurst	900	
12/29/04	Cam Abbott	N Maine	1000	
12/2/05	Chris Abbott	H Princeton	1100	
12/1/06	Mitch Carefoot	H RPI	1200	
1/20/08	Topher Scott	H Clarkson	1300	
1/17/09	Michael Kennedy	A RPI	1400	
1/15/10	Locke Jillson	A Clarkson	1500	
1/14/11	Joe Devin	H RPI	1600	
1/21/12	Joakim Ryan	H Harvard	1700	
2/16/13	Nick D'Agostino	A Harvard	1800	
3/15/14	Patrick McCarron	H Clarkson	1900	
1/9/16	Jeff Kubiak	H Merrimack	2000	
2/3/17	Anthony Angello	A Union	2100	
1/19/18	Anthony Angello	H Colgate	2200	
2/1/19	Morgan Barron	A Union	2300	
1/10/20	Jeff Malott	A RPI	2400	
1/1/22	Ondrej Psenicka	A Arizona State	2500	
1/6/23	Jack Malone	A Union	2600	
12/29/23	Dalton Bancroft	N UMass	2700	
11/9/24	Ryan Walsh	H <i>Brown</i>	2793	
SCHAFER'S RECORD AGAINST OPPONENTS				
<i>Bold denotes 2024-25 opponent</i>				
AIC	1-0-1	Minnesota State	1-0-0	
Air Force	1-0-0	New Hampshire	4-4-0	
Alabama-Huntsville	5-0-1	Niagara	15-2-0	
Alaska	2-0-0	North Dakota	6-4-0	
Arizona State	4-2-1	Northeastern	5-0-0	
Army	1-1-1	Northern Michigan	4-1-1	
Bemidji State	0-1-0	Notre Dame	1-0-0	
Boston College	1-1-0	Ohio State	6-5-0	
Boston University	7-8-2	Omaha	2-1-1	
Bowling Green	0-1-1	Penn State	1-0-0	
Brown	46-8-6	Princeton	45-18-3	
Canisius	2-0-0	Providence	2-3-1	
Clarkson	45-22-11	Quinnipiac	27-20-4	
Colgate	39-18-12	RIT	2-2-0	
Colorado College	4-3-1	Robert Morris	1-0-0	
Dartmouth	32-23-8	RPI	38-19-9	
Denver	2-4-0	Sacred Heart	2-2-0	
Ferris State	2-3-0	St. Cloud State	1-1-0	
Harvard	42-25-8	St. Lawrence	32-20-7	
Lake Superior State	0-1-1	UConn	1-0-0	
Maine	2-5-3	UMass	3-1-2	
Mercyhurst	0-1-1	UMass Lowell	0-2-0	
Merrimack	4-2-0	Union	40-19-9	
Miami (Ohio)	4-3-0	Vermont	13-2-4	
Michigan	2-0-1	Wayne State	1-1-0	
Michigan State	3-5-1	Western Michigan	6-1-1	
Minnesota	0-1-0	Wisconsin	1-1-0	
Minnesota Duluth	2-2-1	Yale	32-20-9	

	2019-20	2021-22	2022-23	2023-24	2024-25	FIVE-YEAR TOTAL	SCHAFER TOTAL
Overall	23-2-4	18-10-4	21-11-2	22-7-6	3-0-1	87-30-17	545-289-112
ECAC Hockey games	18-2-2	12-6-4	15-6-1	12-6-4	1-0-1	58-20-12	356-176-84
Ivy League games	8-1-1	5-3-2	8-2-0	5-2-3	1-0-1	27-8-7	170-80-32
Non-conference games	5-0-2	6-4-0	6-5-1	10-1-2	2-0-0	29-10-5	189-113-28
At home	11-0-2	9-4-3	12-3-1	10-3-2	3-0-1	45-10-9	287-107-48
On the road	10-2-1	8-6-1	7-6-1	8-3-2	0-0-0	33-17-5	196-126-52
At a neutral site	2-0-1	1-0-0	2-2-0	4-1-2	0-0-0	9-3-3	62-56-12
Leading after 1st period	15-0-0	10-3-3	15-2-1	14-0-1	2-0-0	56-5-5	285-46-26
Trailing after 1st period	0-1-0	2-6-1	3-4-1	1-4-1	1-0-0	7-15-3	66-147-29
Tied after 1st period	8-1-4	6-1-0	3-5-0	7-3-4	0-0-1	24-10-9	194-96-57
Leading after 2nd period	20-0-0	12-0-1	19-0-0	19-0-2	1-0-0	71-0-3	417-22-29
Trailing after 2nd period	0-2-3	3-8-1	1-7-1	2-4-1	1-0-0	7-21-6	32-194-30
Tied after 2nd period	3-0-1	3-2-2	1-4-1	1-3-3	1-0-1	9-9-8	96-73-53
Outshooting opponent	17-1-3	12-8-2	18-6-2	15-5-4	1-0-1	63-20-12	337-134-60
Outshot by opponent	3-1-1	5-1-2	2-4-0	7-2-2	1-0-0	18-8-5	190-144-49
Shots are even	3-0-0	1-1-0	1-1-0	0-0-0	1-0-0	6-2-0	18-11-3
One-goal margin	3-1	7-7	6-7	4-5	0-0	20-20	202-137
Two-goal margin	7-0	3-1	5-2	6-1	2-0	23-4	127-63
Three-plus-goal margin	13-1	8-2	10-2	12-1	1-0	44-6	216-89
Scoring first	20-0-1	12-2-3	18-3-1	17-3-4	2-0-1	69-8-10	398-89-56
Opponent scores first	3-2-3	6-8-1	3-8-1	5-4-2	1-0-0	18-20-5	147-200-49
In October	0-0-0	2-0-0	0-2-0	2-0-0	0-0-0	4-2-0	18-10-2
In November	9-0-0	6-1-0	6-2-0	3-3-1	3-0-1	27-6-2	138-63-23
In December	1-1-0	1-0-1	2-1-1	1-1-2	0-0-0	5-3-4	53-31-19
In January	4-1-4	4-3-2	5-2-0	5-0-1	0-0-0	18-6-7	111-61-35
In February	9-0-0	4-4-1	5-2-1	5-1-2	0-0-0	18-8-8	131-66-30
In March	0-0-0	1-2-0	3-2-0	6-2-0	0-0-0	10-6-0	94-57-3
On Sunday	1-0-0	0-2-0	0-0-0	0-0-0	0-0-0	1-3-0	19-19-5
On Monday	0-0-0	0-0-0	0-0-0	0-0-0	0-0-0	0-0-0	3-2-0
On Tuesday	0-0-0	0-1-0	1-0-0	0-0-0	0-0-0	1-1-0	13-7-3
On Wednesday	0-0-0	0-0-0	0-0-0	0-0-0	0-0-0	0-0-0	3-4-1
On Thursday	0-0-0	0-0-0	2-0-0	1-0-0	0-0-0	3-0-0	7-8-1
On Friday	11-1-1	7-5-1	10-4-1	11-3-2	1-0-1	40-13-6	254-102-44
On Saturday	11-1-3	11-2-3	8-6-1	10-4-4	2-0-0	42-13-11	246-147-58
First of back-to-back	12-1-1	7-6-1	11-3-0	11-3-2	1-0-1	42-13-7	269-107-43
Second of back-to-back	10-1-3	9-2-3	7-5-2	9-3-3	2-0-0	37-11-11	224-138-55
Third in three days	0-0-0	0-1-0	0-0-0	0-0-0	0-0-0	0-1-0	7-5-0
In a single game	1-0-0	2-1-0	3-3-0	2-1-0	0-0-0	8-5-0	45-39-14
In overtime	0-0-4	4-1-4	0-2-2	2-2-6	0-0-1	6-5-17	51-44-112
In shootouts	0-0	0-4	1-1	4-2	0-1	5-8	9-11
vs. ECAC Hockey opp.	18-2-2	13-8-4	17-7-1	16-6-4	1-0-1	65-21-10	430-214-89
vs. Atlantic Hockey opp.	0-0-0	0-0-0	2-0-1	0-0-0	0-0-0	2-0-1	12-4-2
vs. Big Ten opp.	3-0-0	0-0-0	0-0-0	0-0-0	0-0-0	3-0-0	4-3-0
vs. CCHA opp.	0-0-0	0-0-0	0-0-0	0-0-0	0-0-0	0-0-0	18-14-4
vs. Hockey East opp.	1-0-1	1-0-0	1-2-0	2-0-1	0-0-0	5-2-2	29-26-8
vs. NCHC opp.	0-0-0	2-0-0	1-2-0	2-1-0	2-0-0	7-3-0	13-8-1
vs. Independent opp.	0-0-0	2-2-0	0-0-0	2-0-1	0-0-0	4-2-1	10-3-3
vs. Ranked Opponents	6-1-3	5-1-1	3-8-0	7-2-2	1-0-0	22-12-6	120-104-30

TEAM GOALS IN A GAME

1.	11	11/13/21 vs. RPI (W, 11-3)
2.	10	11/20/99 vs. Clarkson (W, 10-4)
	10	2/4/23 vs. Union (W, 10-1)
4.	9	3/9/18 vs. Quinnipiac (W, 9-1)
5.	8	1/23/96 vs. UMass (W, 8-1)
	8	3/8/96 vs. Colgate (W, 8-1)
	8	3/9/96 vs. Colgate (W, 8-3)
	8	2/6/99 vs. Princeton (W, 8-4)
	8	11/12/99 vs. Brown (W, 8-1)
	8	2/11/00 at Clarkson (W, 8-3)
	8	11/15/02 at Vermont (W, 8-0)
	8	2/8/03 vs. Vermont (W, 8-1)
	8	2/17/07 vs. Princeton (W, 8-4)
	8	12/29/22 vs. AIC (W, 8-4)

INDIVIDUAL GOALS IN A GAME

1.	4	Max Andreev	vs. RPI (11/13/21)
2.	3	Brad Chartrand	vs. Harvard (11/11/95)
	3	P.C. Drouin	at Union (12/10/95)
	3	Kyle Knopp	at Brown (2/17/96)
	3	David Kozier	at Harvard (11/13/98)
	3	Matt Moulson	vs. Dartmouth (2/7/03)
	3	Ryan Vesce	at Princeton (11/8/03)
	3	Matt Moulson	at Harvard (1/9/04)
	3	Mike Knoepfli	vs. Clarkson (3/12/04)
	3	Matt Moulson	vs. Union (2/19/05)
	3	Colin Greening	vs. Dartmouth (2/29/08)
	3	Tyler Roeszler	vs. Colgate (1/22/11)
	3	Mitch Vanderlaan	at Yale (11/12/16)
	3	Jeff Malott	at Princeton (1/13/17)
	3	Noah Bauld	vs. St. Lawrence (11/17/17)
	3	Kyle Betts	vs. Canisius (12/30/17)
	3	Anthony Angello	at Harvard (1/26/18)
	3	Morgan Barron	vs. Yale (11/9/19)
	3	Ben Berard	vs. Clarkson (2/29/20)
	3	Ben Berard	at Dartmouth (11/6/21)
	3	Matt Stienburg	at St. Lawrence (12/3/21)
	3	Dalton Bancroft	vs. UConn (11/26/22)
	3	Jonathan Castagna	vs. Princeton (1/19/24)

TEAM ASSISTS IN A GAME

1.	22	11/13/21 vs. RPI (W, 11-3)
2.	20	11/20/99 vs. Clarkson (W, 10-4)
	20	11/20/99 vs. Clarkson (W, 10-4)
4.	18	3/9/18 vs. Quinnipiac (W, 9-1)
	18	2/4/23 vs. Union (W, 10-1)
6.	16	1/23/96 vs. UMass (W, 8-1)
	16	3/8/96 vs. Colgate (W, 8-1)
	16	3/9/96 vs. Colgate (W, 8-3)
	16	2/6/99 vs. Princeton (W, 8-4)
	16	11/12/99 vs. Brown (W, 8-1)
	16	2/11/00 at Clarkson (W, 8-3)
	16	11/15/02 at Vermont (W, 8-0)
	16	2/8/03 vs. Vermont (W, 8-1)
	16	2/17/07 vs. Princeton (W, 8-4)
	16	12/29/22 vs. AIC (W, 8-4)

INDIVIDUAL ASSISTS IN A GAME

1.	4	Jeff Burgoyne	vs. Princeton (2/6/99)
	4	Kyle Knopp	at RPI (2/26/99)
	4	Mark McRae	at Clarkson (2/11/00)
	4	Mike Knoepfli	vs. Vermont (2/8/03)
	4	Ryan Vesce	at Princeton (11/8/03)
	4	Ryan Vesce	at Harvard (1/9/04)
	4	Byron Bitz	vs. Princeton (2/13/04)
	4	Brenden Locke	vs. Quinnipiac (3/9/18)
	4	Yanni Kaldis	vs. Quinnipiac (3/9/18)
	4	Nick DeSantis	at RPI (1/7/23)
11.	3	81 times by 55 players	
		Last: Gabriel Seger, at Clarkson (2/23/24)	

TEAM POINTS IN A GAME

1.	33	11/13/21 vs. RPI (W, 11-3; 11g-22a)
2.	30	11/20/99 vs. Clarkson (W, 10-4; 10g-20a)
3.	28	2/4/23 vs. Union (W, 10-1; 10g-18a)
4.	27	3/9/18 vs. Union (W, 10-1; 9g-18a)
5.	24	1/23/96 vs. Quinnipiac (W, 9-1; 8g-16a)
	24	3/8/96 vs. UMass (W, 8-1; 8g-16a)
	24	3/9/96 vs. Colgate (W, 8-1; 8g-16a)
	24	2/6/99 vs. Colgate (W, 8-3; 8g-16a)
	24	11/12/99 vs. Princeton (W, 8-4; 8g-16a)
	24	2/11/00 vs. Brown (W, 8-1; 8g-16a)
	24	11/15/02 at Clarkson (W, 8-3; 8g-16a)
	24	2/8/03 at Vermont (W, 8-0; 8g-16a)
	24	2/17/07 vs. Vermont (W, 8-1; 8g-16a)
	24	12/29/22 vs. Princeton (W, 8-4; 8g-16a)

INDIVIDUAL POINTS IN A GAME

1.	7	Ryan Vesce (3g-4a)	at Princeton (11/8/03)
2.	6	Max Andreev (4g-2a)	vs. Union (11/13/21)
3.	5	Kyle Knopp (2g-3a)	at Union (12/10/95)
	5	Denis Ladouceur (2g-3a)	vs. Clarkson (11/20/99)
5.	4	43 times by 33 players	
		Last: Gabriel Seger (2g-2a), at Harvard (3/16/24)	

POWER-PLAY GOALS IN A GAME

1.	6	2/4/23 vs. Union (W, 10-1)
2.	5	12/10/95 at Union (T, 5-5 — OT)
	5	2/8/03 vs. Vermont (W, 8-1)
4.	4	12/1/95 vs. Yale (W, 6-2)
	4	2/16/96 at Harvard (W, 5-4 — OT)
	4	2/6/99 vs. Princeton (W, 8-4)
	4	11/6/09 vs. Dartmouth (W, 5-1)
	4	10/26/13 at Omaha (W, 4-3)
9.	3	46 times, Last: 1/21/23 vs. Princeton (W, 3-2)

SHORT-HANDED GOALS IN A GAME

1.	2	11/11/95 vs. Harvard (W, 5-3)
	2	12/2/95 vs. Princeton (T, 5-5 — OT)
	2	2/7/97 at Dartmouth (W, 5-3)
	2	2/6/99 vs. Princeton (W, 8-4)
	2	3/11/05 vs. Clarkson (W, 5-0)
	2	1/13/12 at Quinnipiac (W, 2-1)
7.	1	57 times, Last: 2/3/23 vs. Clarkson (W, 7-2)

TEAM SAVES IN A GAME

1.	60	3/17/13 at Quinnipiac (L, 2-3 — 2OT)
2.	59	3/26/06 vs. Wisconsin (L, 0-1 — 3OT)
3.	52	12/27/96 vs. Providence (W, 4-3 — 3OT)
	52	2/13/10 vs. Yale (L, 1-2 — OT)
5.	47	11/22/97 vs. Yale (L, 1-2 — OT)
	47	11/24/98 at Northeastern (W, 4-2)
7.	46	12/10/95 at Union (T, 5-5 — OT)
	46	3/9/12 vs. Dartmouth (W, 4-3 — 2OT)
9.	45	3/1/96 at Clarkson (L, 1-2 — OT)
	45	3/16/01 vs. Harvard (W, 5-2)
	45	11/30/07 vs. UMass (T, 0-0 — OT)

INDIVIDUAL SAVES IN A GAME

1.	60	Andy Iles	at Quinnipiac (3/17/13 — 2OT)
2.	59	David McKee	vs. Wisconsin (3/26/06 — 3OT)
3.	52	Jean-Marc Pelletier	vs. Providence (12/27/96 — 3OT)
	52	Ben Scrivens	vs. Yale (2/13/10 — OT)
5.	47	Jason Elliott	vs. Yale (11/22/97 — OT)
	47	Matt Underhill	at Northeastern (11/24/98)
7.	46	Jason Elliott	at Union (12/10/95 — OT)
	46	Andy Iles	vs. Dartmouth (W, 4-3 — 2OT)
9.	45	Jason Elliott	at Clarkson (3/1/96 — OT)
	45	Matt Underhill	vs. Harvard (3/16/01)
	45	Ben Scrivens	vs. UMass (11/30/07 — OT)

QUICKEST GOALS TO BEGIN GAME

1.	0:08	Dalton Bancroft	vs. Yale (11/8/24)
2.	0:16	Ryan O'Byrne	at St. Lawrence (2/25/05)
3.	0:22	Tristan Mullin	at Brown (2/15/19)
4.	0:25	Matt McRae	at Yale (11/30/01)
5.	0:27	Denis Ladouceur	vs. Union (12/4/98)
6.	0:28	Anthony Angello	vs. RPI (2/27/16)
7.	0:29	Jamie Papp	vs. Harvard (3/7/97)
8.	0:31	Ryan Vesce ^(PP)	at Harvard (2/15/03)
	0:31	Nick D'Agostino	vs. Harvard (2/18/11)
10.	0:32*	Dalton Bancroft	vs. UConn (11/26/22)

* - denotes game-winning goal

LATEST GOALS IN REGULATION

1.	59:59	Tyler Mugford ^(EN)	vs. Robert Morris (10/26/06)
	59:59	Blake Gallagher ^(EN)	vs. Brown (2/12/10)
	59:59	Anthony Angello ^(EN)	at Yale (11/12/16)
	59:59	Anthony Angello ^(EN)	at Harvard (1/26/18)
5.	59:58*	Alec McCrea ^(PP)	vs. Harvard (11/11/17)
6.	59:57	Kyle Knopp ^(EN)	vs. St. Lawrence (3/1/97)
	59:57	Vinnie Auger ^(PP/EN)	vs. Northeastern (11/1/97)
	59:57	Krzysztof Wieckowski ^(EN)	at Boston Univ. (11/25/01)
9.	59:56	Colin Greening ^(EN)	vs. Colgate (11/24/09)
10.	59:55	Shane Palahicky ^(PP)	vs. Yale (11/8/02)
	59:55	Sullivan Mack ^(EN)	vs. North Dakota (11/1/24)

* - denotes game-winning goal

QUICKEST GAME-WINNING GOALS

1.	0:32	Dalton Bancroft	vs. UConn (11/26/22)
2.	0:37	Michael Kennedy	at RPI (1/17/09)
3.	0:42	Taylor Davenport	vs. Union (12/2/06)
4.	0:46	Sullivan Mack	at Princeton (2/26/22)
5.	1:21	Brenden Locke	vs. Union (3/16/19)
6.	1:38	Mike Iggulden	at Clarkson (2/26/05)
7.	1:49	Max Andreev	vs. St. Lawrence (2/28/20)
8.	1:59	Cam Abbott	at Union (1/17/03)
9.	2:17	Trevor Yates	vs. Colgate (11/13/15)
10.	2:39	Jeremy Downs	at Vermont (11/15/02)

LATEST GAME-WINNING GOALS

1.	110:14	David Adler ^(3OT)	vs. Providence (12/27/96)
2.	97:40	Sean Whitney ^(2OT)	vs. Dartmouth (3/9/12)
3.	90:32	Matt Moulson ^(2OT)	vs. Clarkson (3/11/06)
4.	89:54	Colin Greening ^(2OT)	vs. Princeton (3/20/09)
5.	88:30	Raymond Sawada ^(2OT)	vs. Clarkson (3/10/06)
6.	81:09	Matt McRae ^(2OT)	vs. Boston College (3/30/03)
7.	72:32	Brian Ferlin ^(OT)	vs. Clarkson (3/16/14)
8.	70:41	Joe Devin ^(OT)	vs. Quinnipiac (3/13/11)
9.	67:25	David Kozier ^(OT)	vs. Princeton (3/9/01)
10.	64:46	Mark McRae ^(PP/OT)	at Vermont (1/12/01)

LATEST GAME-WINNING GOALS (NON-OT)

1.	59:58	Alec McCrea ^(PP)	vs. Harvard (11/11/17)
2.	59:54	Ben Berard	at Dartmouth (11/6/21)
3.	59:44	Sam Paolini	vs. Yale (2/9/02)
4.	59:42	Evan Barlow	vs. Northeastern (3/28/09)
5.	59:41	Larry Pierce	vs. Niagara (11/6/98)
6.	59:37	Mark McCutcheon	vs. Quinnipiac (12/3/05)
7.	59:35	Yanni Kaldis ^(PP)	at RPI (2/4/17)
8.	59:34	Travis Bell	at St. Lawrence (1/26/02)
9.	59:21	Mark McCutcheon	at Colgate (2/4/06)
10.	59:20	Colin Greening ^(EN)	at Yale (11/9/07)

Bold denotes accomplished this season

SINGLE-SEASON AND CAREER LEADERS UNDER SCHAFER

GOALS IN A SEASON

1.	24	Brad Chartrand	1995-96
2.	22	Matt Moulson	2004-05
3.	19	Ryan Vesce	2002-03
4.	18	P.C. Drouin	1995-96
	18	Matt Moulson	2003-04
	18	Matt Moulson	2005-06
	18	Blake Gallagher	2009-10
8.	17	Joe Devin	2010-11
9.	15	Five times by five players Last: Morgan Barron (2018-19)	

GOALS BY DEFENSEMAN, SEASON

1.	13	Chad Wilson	1996-97
2.	11	Tony Bergin	1996-97
	11	Doug Murray	2001-02
4.	9	Mark McRae	2002-03
	9	Charlie Cook	2004-05
6.	8	Mark McRae	2000-01
	8	Mark McRae	2001-02
	8	Nick D'Agostino	2011-12
	8	Joakim Ryan	2013-14
	8	Sam Malinski	2022-23

ASSISTS IN A SEASON

1.	33	Stephen Bâby	2002-03
2.	32	Kyle Knopp	1998-99
3.	30	Gabriel Seger	2023-24
4.	26	Steve Wilson	1995-96
	26	Ryan Vesce	2002-03
6.	25	Greg Miller	2010-11
7.	24	Yanni Kaldis	2018-19
8.	23	Stephen Bâby	2001-02
	23	Riley Nash	2009-10
	23	Gabriel Seger	2022-23

ASSISTS BY DEFENSEMAN, SEASON

1.	26	Steve Wilson	1995-96
2.	24	Yanni Kaldis	2018-19
3.	22	Mark McRae	2001-02
4.	21	Doug Murray	2001-02
5.	20	Doug Murray	2002-03
	20	Joakim Ryan	2012-13
	20	Yanni Kaldis	2019-20
8.	19	Mark McRae	2002-03
	19	Charlie Cook	2003-04
	19	Patrick McCarron	2016-17

POINTS IN A SEASON

1.	45	Ryan Vesce	2002-03
2.	44	Gabriel Seger	2023-24
3.	43	Brad Chartrand	1995-96
4.	42	Kyle Knopp	1998-99
	42	Matt Moulson	2004-05
6.	41	Stephen Bâby	2002-03
7.	38	Matt Moulson	2005-06
8.	37	Blake Gallagher	2009-10
9.	35	Matt Moulson	2003-04
	35	Colin Greening	2009-10
	35	Riley Nash	2009-10

POINTS BY DEFENSEMAN, SEASON

1.	32	Doug Murray	2001-02
2.	30	Steve Wilson	1995-96
	30	Mark McRae	2001-02
4.	28	Mark McRae	2002-03
	28	Yanni Kaldis	2018-19
6.	26	Sam Malinski	2022-23
7.	25	Doug Murray	2002-03
	25	Patrick McCarron	2016-17
	25	Yanni Kaldis	2019-20
10.	24	Joakim Ryan	2013-14

TEAM GOALS IN A SEASON

1.	139	1995-96	# of players with goals:	19
2.	133	2002-03	# of players with goals:	19
3.	123	1996-97	# of players with goals:	19
4.	118	2001-02	# of players with goals:	21
5.	115	2023-24	# of players with goals:	18
6.	112	2004-05	# of players with goals:	18
	112	2022-23	# of players with goals:	22
8.	108	2018-19	# of players with goals:	21
9.	107	2009-10	# of players with goals:	20
10.	104	1999-00	# of players with goals:	19
	104	2019-20	# of players with goals:	21

TEAM ASSISTS IN A SEASON

1.	237	1995-96	# of players with assists:	19
2.	236	2002-03	# of players with assists:	21
3.	198	2001-02	# of players with assists:	22
4.	195	2023-24	# of players with assists:	21
	195	2022-23	# of players with assists:	22
6.	193	1996-97	# of players with assists:	20
7.	190	2019-20	# of players with assists:	22
8.	186	2004-05	# of players with assists:	21
	186	2018-19	# of players with assists:	22
10.	181	2009-10	# of players with assists:	20

TEAM POINTS IN A SEASON

1.	376	1995-96	# of players with points:	20
2.	369	2002-03	# of players with points:	21
3.	316	2001-02	# of players with points:	23
	316	1996-97	# of players with points:	20
5.	310	2023-24	# of players with points:	21
6.	307	2022-23	# of players with points:	22
7.	298	2004-05	# of players with points:	21
8.	294	2019-20	# of players with points:	23
	294	2018-19	# of players with points:	22
10.	288	2009-10	# of players with points:	22

TEAM SAVES IN A SEASON

1.	1004	1997-98	Matches:	33	SV/match:	30.42
2.	978	1996-97	Matches:	35	SV/match:	27.94
3.	949	2010-11	Matches:	34	SV/match:	27.91
4.	948	2007-08	Matches:	36	SV/match:	26.33
5.	936	2015-16	Matches:	34	SV/match:	27.53
6.	915	2009-10	Matches:	34	SV/match:	26.91
7.	904	2012-13	Matches:	34	SV/match:	26.59
8.	898	1995-96	Matches:	34	SV/match:	26.41
9.	879	2016-17	Matches:	35	SV/match:	25.11
10.	870	2011-12	Matches:	35	SV/match:	24.86

SEASON GOALS-AGAINST AVERAGE

1.	1.24	2004-05	GA:	44	Minutes:	2134:19
2.	1.26	2002-03	GA:	46	Minutes:	2187:32
3.	1.52	2017-18	GA:	50	Minutes:	1978:38
4.	1.54	2019-20	GA:	45	Minutes:	1750:43
5.	1.68	2001-02	GA:	61	Minutes:	2176:41
6.	1.80	2023-24	GA:	64	Minutes:	2135:41
7.	1.82	2003-04	GA:	59	Minutes:	1942:47
8.	1.84	2009-10	GA:	63	Minutes:	2049:53
9.	1.849	2008-09	GA:	64	Minutes:	2076:35
10.	1.854	2022-23	GA:	63	Minutes:	2038:42

SEASON SHUTOUTS

1.	10	2004-05	
	10	2017-18	
3.	9	2002-03	
4.	7	2009-10	
	7	2008-09	
	7	2015-16	
7.	6	2011-12	
8.	5	Six times, Last: 2021-22	

Bold denotes accomplished this season / active player

CAREER GOALS

1.	71	Matt Moulson	2002-06
2.	53	Colin Greening	2006-10
3.	46	Doug Stienstra	1996-00
	46	Ryan Vesce	2000-04
5.	45	Ryan Moynihan	1996-00
6.	41	Mitch Vanderlaan	2015-19
7.	40	Kyle Knopp	1995-99
8.	37	Sam Paolini	1999-03
	37	Riley Nash	2007-10
	37	Joe Devin	2007-11

CAREER ASSISTS

1.	93	Kyle Knopp	1995-99
2.	86	Stephen Bâby	1999-03
3.	82	Ryan Vesce	2000-04
	82	Topher Scott	2004-08
5.	72	Yanni Kaldis	2016-20
6.	68	Mark McRae	1999-03
7.	67	Matt Moulson	2002-06
8.	64	Riley Nash	2007-10
	64	Greg Miller	2009-13
10.	63	Blake Gallagher	2006-10

CAREER POINTS

1.	138	Matt Moulson	2002-06
2.	133	Kyle Knopp	1995-99
3.	128	Ryan Vesce	2000-04
4.	115	Stephen Bâby	1999-03
	115	Colin Greening	2006-10
6.	107	Topher Scott	2004-08
7.	106	Ryan Moynihan	1996-00
8.	101	Riley Nash	2007-10
9.	99	Doug Stienstra	1996-00
10.	98	Mark McRae	1999-03
	98	Greg Miller	2009-13

CAREER SAVES

1.	2,988	Andy Iles	2010-14
2.	2,824	Ben Scrivens	2006-10
3.	2,403	Mitch Gillam	2013-17
4.	2,208	David McKee	2003-06
5.	2,052	Matt Underhill	1998-02
6.	1,977	Jason Elliott	1995-98
7.	1,844	Matthew Galajda	2017-20
8.	1,727	Ian Shane	2021-Pr.
9.	935	Dave LeNeveu	2001-03
10.	906	Ian Burt	1997-01

CAREER GOALS-AGAINST AVERAGE

1.	1.29	Dave LeNeveu	2001-03
2.	1.64	Matthew Galajda	2017-20
3.	1.706	Ian Shane	2021-Pr.
4.	1.715	David McKee	2003-06
5.	1.91	Ben Scrivens	2006-10
6.	2.15	Mitch Gillam	2013-17
7.	2.26	Andy Iles	2010-14
8.	2.29	Troy Davenport	2004-08
9.	2.32	Matt Underhill	1998-02
10.	2.33	Mike Garman	2008-11

CAREER SHUTOUTS

1.	19	Matthew Galajda	2017-20
	19	Ben Scrivens	2006-10
3.	18	David McKee	2003-06
4.	11	Dave LeNeveu	2001-03
	11	Mitch Gillam	2013-17
	11	Ian Shane	2021-Pr.
7.	9	Andy Iles	2010-14
8.	6	Matt Underhill	1998-02
9.	4	Jason Elliott	1995-98
10.	3	Hayden Stewart	2014-18

SCHAFER'S ALUMNI IN THE NHL (AS OF NOV. 13)



MORGAN BARRON

F | Winnipeg | CU from 2017-20

2024-25 STATS

GP	G	A	PTS
16	0	1	1

CAREER NHL STATS

GP	G	A	PTS
198	22	24	46



SAM MALINSKI

D | Colorado | CU from 2019-23

2024-25 STATS

GP	G	A	PTS
16	1	3	4

CAREER NHL STATS

GP	G	A	PTS
39	4	10	14

BIG RED NHLers UPCOMING SCHEDULE

THURSDAY, NOV. 14

• Winnipeg at Tampa Bay, 7:00

FRIDAY, NOV. 15

• Washington at Colorado, 9:00

SATURDAY, NOV. 16

• Winnipeg at Florida, 7:00

MONDAY, NOV. 18

• Colorado at Philadelphia, 7:00 (NHLN)

TUESDAY, NOV. 19

• Florida at Winnipeg, 8:00

BARRON CLAIMS BATTLE OF BIG RED

WINNIPEG, Manitoba (NOV. 7, 2024) — Former Cornell men's hockey forward **MORGAN BARRON** and defenseman **SAM MALINSKI** '23 clashed on the ice of the Canada Life Centre last Thursday night, with Barron and the Winnipeg Jets claiming a 1-0 victory over the Colorado Avalanche in the "Battle of the Big Red."

It was the third time Barron and Malinski — whom were teammates at Cornell during the 2019-20 season while Barron was a junior and Malinski was a freshman — have squared off against each other in the NHL. All three games have favored Barron and the Jets, who has outscored the Avalanche 11-4 in the trio of contests.

Malinski registered two shots on goal and two takeaways during his 17:13 of ice time across 23 shifts. Barron had one shot on goal, blocked one shot, and won the lone faceoff he took in 9:47 of ice time over 14 shifts.

Over his 16 appearances on the season, Malinski has one goal and three assists and has blocked 17 shots, which ranks sixth on the Avalanche.

Barron has just one point (an assist) over his 16 games played for the Jets this season, who boast the league's best record at 15-1-0 (30 points).

With its victory over the Avalanche, Winnipeg became just the second team in NHL history to win at least 13 of its first 14 games in a season, joining the 2007-08 Ottawa Senators (13-1-0). The Jets then recorded its 14th win in its 15th game on Nov. 9 against Dallas to become the only team in NHL history to win 14 of its first 15 games, besting the previous record of 13 that was done by 14 other teams, most recently by Boston two seasons ago.

#PRORED TRACKER

LAST UPDATED: NOV. 13, 2024

NORTH AMERICA NHL (2)

- Morgan Barron — Winnipeg
- Sam Malinski — Colorado

AHL (10)

- Anthony Angello — Milwaukee
- Cole Bardreau — Bridgeport
- Jacob MacDonald — Colorado
- Jack Malone — Utica
- Jeff Malott — Ontario
- Travis Mitchell — Bridgeport
- Riley Nash — Hartford
- Joakim Ryan — Chicago
- Gabriel Seger — Grand Rapids
- Matt Stienburg — Colorado

ECHL (4)

- Max Andreev - Kansas City
- Ben Berard — Kalamazoo
- Kyle Betts — Florida
- Joe Leahy - Greenville

SPHL (1)

- Hayden Stewart - Birmingham Bulls

INTERNATIONAL AUSTRIA - ICEHL (1)

- Sean Collins — Black Wings Linz

ENGLAND - EIHL (1)

- Michael Regush — Coventry Blaze

GERMANY - DEL (3)

- Alex Green — Straubing Tigers
- Cody Haiskanen — Nürnberg Ice Tigers
- Alec McCrea — Düsseldorfer EG

GERMANY - DEL2 (1)

- Jake Weidner — EC Kassel Huskies

ITALY - ICEHL (1)

- Matt Cairns — Asiago

JAPAN - ASIA LEAGUE (1)

- Alex Rauter — Yokohama Griots

NORWAY (1)

- Mitch Gillam — Frisk Asker

RUSSIA - KHL (2)

- Kirill Gotovets — Dynamo Moskva
- Yanni Kaldis — Severstal Cherepovets

CORNELLIANS IN THE NHL



CORNELLIANS ACTIVELY IN THE NHL (2)

PLAYER	AT CORNELL	NHL SEASON	NHL TEAM
Morgan Barron	2017-20	4th	Winnipeg
Sam Malinski	2019-23	2nd	Colorado

NHLers TO PLAY FOR SCHAFER AT CORNELL (30)

PLAYER	YEAR(S) COACHED	NHL CAREER	TEAM(S)
Joe Nieuwendyk	1986-87	1987-07	CGY, DAL, NJ, TOR, FLA
Corrie D'Alessio	1987-90	1992-93	HFD
Dan Ratushny	1988-90	1992-93	VAN
Ryan Hughes	1989-90	1995-96	BOS

AS A HEAD COACH (26)

Brad Chartrand	1995-96	1999-04	LAK
P.C. Drouin	1995-96	1996-97	BOS
Jean-Marc Pelletier	1995-97	1998-04	PHI, PHX
Matt Underhill	1998-02	2003-04	CHI
Douglas Murray	1999-03	2005-14	SJ, PIT, MTL
Ryan Vesce	2000-04	2008-10	SJ
Mike Iggulden	2001-05	2007-09	SJ, NYI
David LeNeveu	2001-03	2005-11	PHX, CBJ
Matt Moulson	2002-06	2007-18	LA, NYI, BUF, MIN
Ryan O'Byrne	2003-06	2007-13	MTL, COL, TOR
Byron Bitz	2003-07	2008-12	BOS, FLA, VAN
Raymond Sawada	2004-08	2008-11	DAL
Colin Greening	2006-10	2010-16	OTT, TOR
Brendon Nash	2006-10	2010-11	MTL

Ben Scrivens	2006-10	2011-16	TOR, LA, EDM, MTL
Riley Nash	2007-10	2011-24	CAR, BOS, CBJ, WPG, TB, ARI, NYR

Sean Collins	2008-12	2012-16	CBJ, WSH
Brian Ferlin	2011-14	2014-15	BOS
Joakim Ryan	2011-15	2017-21	SJ, LA, CAR
Jacob MacDonald	2011-15	2018-24	FLA, COL, SJ
Cole Bardreau	2011-15	2019-23	NYI
Anthony Angello	2015-18	2019-22	PIT
Morgan Barron	2018-20	2020-25	NYR, WPG
Jeff Malott	2016-20	2021-22	WPG
Sam Malinski	2019-23	2023-25	COL
Matt Stienburg	2019-23	2024-25	COL

CORNELLIANS IN HOCKEY HALL OF FAME (2)



KEN DRYDEN

G | Montréal | CU from 1966-69

CAREER STATS

GP	SV	GAA	SV%
397	10,213	2.24	.922



5-time Vezina Trophy winner; 6-time All-Star



JOE NIEUWENDYK

F | Calgary, Dallas, New Jersey, Toronto, Florida | CU from 1984-87

CAREER STATS

GP	G	A	PTS
1,257	564	562	1,126



1988 Calder; 1995 Clancy; 1999 Conn Smythe

**LIAM STEELE**

#2

2024-25 STATS: 0 GP, 0 G, 0 A, 0 PTS, 0 PIM

Height: 6-4 **Weight:** 240 lbs. **Shoots:** Right **Year:** Sophomore
Hometown: Cobham, England
Previous Team: Salmon Arm Silverbacks (BCHL)

SEASON	GP	G	A	PTS	SH	SH%	PN-MIN	+/-	PPG	SHG	GWG	BLK	FOW	FOL	FO%
2023-24	0	0	0	0	0	.000	0-0	E	0	0	0	0	0	0	.000
2024-25	0	0	0	0	0	.000	0-0	E	0	0	0	0	0	0	.000
TOTALS	0	0	0	0	0	.000	0-0	E	0	0	0	0	0	0	.000

STEELE AT A GLANCE

Most Goals _____ N/A
Most Assists _____ N/A
Most Points _____ N/A
First Goal _____ N/A
First Assist _____ N/A
Last Goal _____ N/A
Last Assist _____ N/A

Longest Point Streak _____ N/A
Longest Goal Streak _____ N/A
Longest Assist Streak _____ N/A

**JACK O'BRIEN**

#3

2024-25 STATS: 2 GP, 0 G, 0 A, 0 PTS, 0 PIM

Height: 6-0 **Weight:** 184 lbs. **Shoots:** Left **Year:** Junior
Hometown: White Rock, British Columbia
Previous Team: Nanaimo Clippers (BCHL)

SEASON	GP	G	A	PTS	SH	SH%	PN-MIN	+/-	PPG	SHG	GWG	BLK	FOW	FOL	FO%
2022-23	1	0	0	0	1	.000	0-0	E	0	0	0	0	0	0	.000
2023-24	9	0	0	0	5	.000	0-0	+4	0	0	0	2	0	0	.000
2024-25	2	0	0	0	1	.000	0-0	+1	0	0	0	1	0	0	.000
TOTALS	12	0	0	0	7	.000	0-0	+5	0	0	0	3	0	0	.000

O'BRIEN AT A GLANCE

Most Goals _____ N/A
Most Assists _____ N/A
Most Points _____ N/A
First Goal _____ N/A
First Assist _____ N/A
Last Goal _____ N/A
Last Assist _____ N/A

Longest Point Streak _____ N/A
Longest Goal Streak _____ N/A
Longest Assist Streak _____ N/A

**HANK KEMPF**

#4

2024-25 STATS: 4 GP, 0 G, 2 A, 2 PTS, 0 PIM

Height: 6-2 **Weight:** 203 lbs. **Shoots:** Left **Year:** Senior
Hometown: Wilmette, Ill.
Previous Team: Muskegon Lumberjacks (USHL)



SEASON	GP	G	A	PTS	SH	SH%	PN-MIN	+/-	PPG	SHG	GWG	BLK	FOW	FOL	FO%
2021-22	32	0	8	8	54	.000	3-6	+8	0	0	0	12	0	0	.000
2022-23	31	1	1	2	25	.040	5-10	+12	0	0	0	30	0	0	.000
2023-24	35	1	7	8	34	.029	6-12	+14	0	0	1	59	0	0	.000
2024-25	4	0	2	2	7	.000	0-0	+6	0	0	0	7	0	0	.000
TOTALS	102	2	18	20	120	.017	14-28	+40	0	0	1	108	0	0	.000

KEMPF AT A GLANCE

Most Goals _____ 1, (2x), Last: at Arizona State (1/13/24)
Most Assists _____ 2, (2x), Last: vs. St. Lawrence (3/23/24)
Most Points _____ 2, (2x), Last: vs. St. Lawrence (3/23/24)

First Goal _____ at RPI (1/7/23)
First Assist _____ at Dartmouth (11/6/21)
Last Goal _____ at Arizona State (1/13/24) - 23 games
Last Assist _____ vs. Yale (11/8/24) - 1 game

Longest Point Streak _____ 4 games (11/6/21 - 11/19/21)
Longest Goal Streak _____ N/A
Longest Assist Streak _____ 4 games (11/6/21 - 11/19/21)

**HOYT STANLEY**

#5

2024-25 STATS: 4 GP, 0 G, 1 A, 1 PTS, 6 PIM

Height: 6-3 **Weight:** 203 lbs. **Shoots:** Right **Year:** Sophomore
Hometown: West Vancouver, British Columbia
Previous Team: Victoria Grizzlies (BCHL)



SEASON	GP	G	A	PTS	SH	SH%	PN-MIN	+/-	PPG	SHG	GWG	BLK	FOW	FOL	FO%
2023-24	35	2	8	10	37	.054	11-22	+16	0	0	0	25	0	0	.000
2024-25	4	0	1	1	3	.000	3-6	+2	0	0	0	12	0	0	.000
TOTALS	39	2	9	11	40	.050	14-28	+18	0	0	0	37	0	0	.000

STANLEY AT A GLANCE

Most Goals _____ 1, (2x), Last: vs. Brown (2/16/24)
Most Assists _____ 1, (9x), Last: vs. North Dakota (11/1/24)
Most Points _____ 1, (11x), Last: vs. North Dakota (11/1/24)

First Goal _____ vs. UMass (12/29/23)
First Assist _____ vs. Minnesota Duluth (10/27/23)
Last Goal _____ vs. Brown (2/16/24) - 16 games
Last Assist _____ vs. North Dakota (11/1/24) - 4 games

Longest Point Streak _____ 3 games (1/13/24 - 1/20/24)
Longest Goal Streak _____ N/A
Longest Assist Streak _____ 3 games (1/13/24 - 1/20/24)

**GEORGE FEGARAS**

#6

2024-25 STATS: 0 GP, 0 G, 0 A, 0 PTS, 0 PIM

Height: 6-2 **Weight:** 212 lbs. **Shoots:** Right **Year:** Sophomore
Hometown: Richmond Hill, Ontario
Previous Team: Muskegon Lumberjacks (USHL)



SEASON	GP	G	A	PTS	SH	SH%	PN-MIN	+/-	PPG	SHG	GWG	BLK	FOW	FOL	FO%
2023-24	33	3	4	7	57	.053	6-12	+9	1	0	0	19	0	0	.000
2024-25	0	0	0	0	0	.000	0-0	E	0	0	0	0	0	0	.000
TOTALS	33	3	4	7	57	.053	6-12	+9	1	0	0	19	0	0	.000

FEGARAS AT A GLANCE

Most Goals _____ 1, (3x), Last: vs. St. Lawrence (2/2/24)
Most Assists _____ 1, (4x), Last: at Clarkson (2/23/24)
Most Points _____ 2, at Brown (11/4/23)

First Goal _____ at Brown (11/4/23)
First Assist _____ at Brown (11/4/23)
Last Goal _____ vs. St. Lawrence (2/2/24) - 13 games
Last Assist _____ at Clarkson (2/24/24) - 8 games

Longest Point Streak _____ 2 games (12/30/23 - 1/12/24)
Longest Goal Streak _____ N/A
Longest Assist Streak _____ N/A



JIMMY RAYHILL

#7

2024-25 STATS: 0 GP, 0 G, 0 A, 0 PTS, 0 PIM
Height: 5-9 **Weight:** 174 lbs. **Shoots:** Right **Year:** Senior

Hometown: New Hartford, N.Y.

Previous Team: Odessa Jackalopes (NAHL)

SEASON	GP	G	A	PTS	SH	SH%	PN-MIN	+/-	PPG	SHG	GWG	BLK	FOW	FOL	FO%
2021-22	0	0	0	0	0	.000	0-0	E	0	0	0	0	0	0	.000
2022-23	0	0	0	0	0	.000	0-0	E	0	0	0	0	0	0	.000
2023-24	0	0	0	0	0	.000	0-0	E	0	0	0	0	0	0	.000
2024-25	0	0	0	0	0	.000	0-0	E	0	0	0	0	0	0	.000
TOTALS	0	0	0	0	6	.000	0-0	E	0	0	0	0	0	0	.000

RAYHILL AT A GLANCE

Most Goals _____ N/A
 Most Assists _____ N/A
 Most Points _____ N/A

First Goal _____ N/A
 First Assist _____ N/A
 Last Goal _____ N/A
 Last Assist _____ N/A

Longest Point Streak _____ N/A
 Longest Goal Streak _____ N/A
 Longest Assist Streak _____ N/A



LUKE DEVLIN

#8

2024-25 STATS: 0 GP, 0 G, 0 A, 0 PTS, 0 PIM
Height: 6-3 **Weight:** 209 lbs. **Shoots:** Left **Year:** Sophomore

Hometown: Memphis, Tenn.

Previous Team: West Kelowna Warriors (BCHL)


SEASON	GP	G	A	PTS	SH	SH%	PN-MIN	+/-	PPG	SHG	GWG	BLK	FOW	FOL	FO%
2023-24	30	6	2	8	29	.207	6-12	+1	0	0	1	7	26	37	.413
2024-25	0	0	0	0	0	.000	0-0	E	0	0	0	0	0	0	.000
TOTALS	30	6	2	8	29	.207	6-12	+1	0	0	1	7	26	37	.413

DEVLIN AT A GLANCE

Most Goals _____ 1, (6x), Last: at RPI (2/9/24)
 Most Assists _____ 1, (2x), Last: at Union (2/10/24)
 Most Points _____ 2, vs. Clarkson (2/3/24)

First Goal _____ at Yale (11/3/23)
 First Assist _____ vs. Clarkson (2/3/24)
 Last Goal _____ at RPI (2/9/24) - 8 games
 Last Assist _____ at Union (2/10/24) - 7 games

Longest Point Streak _____ 4 games (2/2/24 - 2/10/24)
 Longest Goal Streak _____ 3 games (2/2/24 - 2/9/24)
 Longest Assist Streak _____ N/A



JACK O'LEARY

#9

2024-25 STATS: 4 GP, 2 G, 0 A, 2 PTS, 0 PIM
Height: 5-7 **Weight:** 158 lbs. **Shoots:** Right **Year:** Senior

Hometown: St. James, N.Y.

Previous Team: Cedar Rapids RoughRiders (USHL)

SEASON	GP	G	A	PTS	SH	SH%	PN-MIN	+/-	PPG	SHG	GWG	BLK	FOW	FOL	FO%
2021-22	11	1	1	2	9	.111	4-19	+3	0	0	0	1	0	0	.000
2022-23	29	6	11	17	30	.200	4-8	+19	0	0	2	19	0	1	.000
2023-24	35	7	8	15	43	.163	6-12	+15	0	0	1	12	2	7	.222
2024-25	4	2	0	2	4	.500	0-0	+3	0	0	0	1	1	0	1.000
TOTALS	79	16	20	36	86	.186	14-39	+40	0	0	3	33	3	8	.273

O'LEARY AT A GLANCE

Most Goals _____ 1, (16x), Last: vs. Yale (11/8/24)
 Most Assists _____ 1, (20x), Last: vs. Harvard (3/15/24)
 Most Points _____ 2, (8x), Last: vs. Harvard (3/15/24)

First Goal _____ at North Dakota (1/7/22)
 First Assist _____ at North Dakota (1/7/22)
 Last Goal _____ vs. Yale (11/8/24) - 1 game
 Last Assist _____ vs. Harvard (3/15/24) - 9 games

Longest Point Streak _____ 3, (4x), Last: (2/3/24 - 2/10/24)
 Longest Goal Streak _____ 2, (2x), Last: (11/2/24 - 10/8/24)
 Longest Assist Streak _____ 3, (3x), Last: (2/3/24 - 2/10/24)



JAKE KRAFT

#10

2024-25 STATS: 4 GP, 1 G, 2 A, 3 PTS, 0 PIM
Height: 5-8 **Weight:** 180 lbs. **Shoots:** Left **Year:** Sophomore

Hometown: Churchville, N.Y.

Previous Team: Cedar Rapids RoughRiders (USHL)

SEASON	GP	G	A	PTS	SH	SH%	PN-MIN	+/-	PPG	SHG	GWG	BLK	FOW	FOL	FO%
2023-24	35	4	9	13	47	.085	1-2	+6	0	0	1	13	2	0	1.000
2024-25	4	1	2	3	15	.067	0-0	+5	0	0	0	0	0	2	.000
TOTALS	39	5	11	16	62	.081	1-2	+11	0	0	1	13	2	2	.500

KRAFT AT A GLANCE

Most Goals _____ 1, (5x), Last: vs. North Dakota (11/2/24)
 Most Assists _____ 1, (10x), Last: vs. Yale (11/8/24)
 Most Points _____ 2, (2x), Last: vs. North Dakota (11/2/24)

First Goal _____ vs. Harvard (11/11/23)
 First Assist _____ at Yale (11/3/23)
 Last Goal _____ vs. North Dakota (11/2/24) - 2 games
 Last Assist _____ vs. Yale (11/8/24) - 1 game

Longest Point Streak _____ 4 games (1/27/24 - 2/9/24)
 Longest Goal Streak _____ 2 games (2/2/24 - 2/3/24)
 Longest Assist Streak _____ 2, (3x), Last: (11/2/24 - 11/8/24)



SEAN DONALDSON

#11

2024-25 STATS: 2 GP, 0 G, 0 A, 0 PTS, 4 PIM
Height: 5-11 **Weight:** 192 lbs. **Shoots:** Left **Year:** Junior

Hometown: Vancouver, British Columbia

Previous Team: Nanaimo Clippers (BCHL)

SEASON	GP	G	A	PTS	SH	SH%	PN-MIN	+/-	PPG	SHG	GWG	BLK	FOW	FOL	FO%
2022-23	22	3	7	10	34	.088	0-0	4	1	0	0	3	0	0	.000
2023-24	10	0	0	0	12	.000	0-0	-1	0	0	0	1	0	0	.000
2024-25	2	0	0	0	1	.000	2-4	E	0	0	0	0	0	0	.000
TOTALS	34	3	7	10	47	.064	2-4	+3	1	0	0	4	0	0	.000

DONALDSON AT A GLANCE

Most Goals _____ 1, (3x), Last: vs. Princeton (1/21/23)
 Most Assists _____ 2, (2x), Last: vs. Brown (11/19/22)
 Most Points _____ 2, (2x), Last: vs. Brown (11/19/22)

First Goal _____ at Minnesota Duluth (10/29/22)
 First Assist _____ 2, vs. Yale (11/18/22)
 Last Goal _____ vs. Princeton (1/21/23) - 17 games
 Last Assist _____ vs. AIC (12/30/22) - 21 games

Longest Point Streak _____ 3 games (11/18/22 - 11/22/22)
 Longest Goal Streak _____ N/A
 Longest Assist Streak _____ 3 games (11/18/22 - 11/22/22)

**TIM REGO**

#12

2024-25 STATS: 4 GP, 1 G, 1 A, 2 PTS, 0 PIM**Height:** 6-0 **Weight:** 186 lbs. **Shoots:** Right **Year:** Senior**Hometown:** Mansfield, Mass.**Previous Team:** Brooks Bandits (AJHL)

SEASON	GP	G	A	PTS	SH	SH%	PN-MIN	+/-	PPG	SHG	GWG	BLK	FOW	FOL	FO%
2021-22	32	2	9	11	29	.069	3-6	+4	0	0	0	22	0	0	.000
2022-23	33	2	7	9	28	.071	8-16	+18	0	0	2	30	0	0	.000
2023-24	35	2	8	10	37	.054	7-14	+21	1	0	0	52	0	0	.000
2024-25	4	1	1	2	2	.500	0-0	+1	0	0	1	6	0	1	.000
TOTALS	104	7	25	32	96	.073	18-36	+44	1	0	3	110	0	1	.000

REGO AT A GLANCE

Most Goals _____ 2, vs. RPI (11/13/21)
Most Assists _____ 2, at Harvard (11/5/21)
Most Points _____ 3, vs. RPI (11/13/21)

First Goal _____ 2, vs. RPI (11/13/21)
First Assist _____ 2, at Harvard (11/5/21)
Last Goal _____ vs. North Dakota (11/2/24) - 2 games
Last Assist _____ vs. North Dakota (11/2/24) - 2 games

Longest Point Streak _____ 3 games (2/3/23 - 2/10/23)
Longest Goal Streak _____ N/A
Longest Assist Streak _____ 3 games (2/3/23 - 2/10/23)

**MARIAN MOSKO**

#13

2024-25 STATS: 0 GP, 0 G, 0 A, 0 PTS, 0 PIM**Height:** 5-11 **Weight:** 181 lbs. **Shoots:** Left **Year:** Sophomore**Hometown:** Visolaje, Slovakia**Previous Team:** Fargo Force (USHL)

SEASON	GP	G	A	PTS	SH	SH%	PN-MIN	+/-	PPG	SHG	GWG	BLK	FOW	FOL	FO%
2023-24	11	0	1	1	2	.000	0-0	+3	0	0	0	3	0	0	.000
2024-25	0	0	0	0	0	.000	0-0	E	0	0	0	0	0	0	.000
TOTALS	11	0	1	1	2	.000	0-0	+3	0	0	0	3	0	0	.000

MOSKO AT A GLANCE

Most Goals _____ N/A
Most Assists _____ 1, vs. Princeton (1/19/24)
Most Points _____ 1, vs. Princeton (1/19/24)

First Goal _____ N/A
First Assist _____ vs. Princeton (1/19/24)
Last Goal _____ N/A
Last Assist _____ vs. Princeton (1/19/24) - 7 games

Longest Point Streak _____ N/A
Longest Goal Streak _____ N/A
Longest Assist Streak _____ N/A

**RYAN WALSH**

#14

2024-25 STATS: 4 GP, 2 G, 3 A, 5 PTS, 4 PIM**Height:** 6-1 **Weight:** 188 lbs. **Shoots:** Right **Year:** Sophomore**Hometown:** Rochester, N.Y.**Previous Team:** Cedar Rapids RoughRiders (USHL)

SEASON	GP	G	A	PTS	SH	SH%	PN-MIN	+/-	PPG	SHG	GWG	BLK	FOW	FOL	FO%
2023-24	35	12	10	22	73	.164	9-21	+5	4	0	5	9	251	241	.510
2024-25	4	2	3	5	11	.182	2-4	+5	0	0	0	3	54	42	.563
TOTALS	39	14	13	27	84	.167	11-25	+10	4	0	5	12	305	283	.519

WALSH AT A GLANCE

Most Goals _____ 1, (14x), Last: vs. Brown (11/9/24)
Most Assists _____ 2, (2x), Last: vs. North Dakota (11/2/24)
Most Points _____ 3, vs. North Dakota (11/2/24)

First Goal _____ vs. Minnesota Duluth (10/27/23)
First Assist _____ vs. Minnesota Duluth (10/27/23)
Last Goal _____ vs. Brown (11/9/24)
Last Assist _____ 2, vs. Yale (11/8/24) - 1 game

Longest Point Streak _____ 3, (4x), Last: (11/2/24 - Present)
Longest Goal Streak _____ 3 games (1/27/24 - 2/3/24)
Longest Assist Streak _____ 3 games (2/23/24 - 3/1/24)

**TYLER CATALANO**

#15

2024-25 STATS: 4 GP, 1 G, 1 A, 2 PTS, 6 PIM**Height:** 6-4 **Weight:** 216 lbs. **Shoots:** Right **Year:** Sophomore**Hometown:** St. Louis, Mo.**Previous Team:** Youngstown Phantoms (USHL)

SEASON	GP	G	A	PTS	SH	SH%	PN-MIN	+/-	PPG	SHG	GWG	BLK	FOW	FOL	FO%
2023-24	24	1	4	5	19	.053	3-14	-1	0	0	0	15	74	79	.484
2024-25	4	1	1	2	9	.111	3-6	+2	0	0	1	1	17	16	.515
TOTALS	28	2	5	7	28	.071	6-20	+1	0	0	1	16	91	95	.489

CATALANO AT A GLANCE

Most Goals _____ 1, (2x), Last: vs. North Dakota (11/1/24)
Most Assists _____ 1, (5x), Last: vs. North Dakota (11/2/24)
Most Points _____ 1, (7x), Last: vs. North Dakota (11/2/24)

First Goal _____ vs. Yale (2/17/24)
First Assist _____ vs. St. Lawrence (2/2/24)
Last Goal _____ vs. North Dakota (11/1/24) - 3 games
Last Assist _____ vs. North Dakota (11/2/24) - 2 games

Longest Point Streak _____ 3 games (2/2/24 - 2/9/24)
Longest Goal Streak _____ 3 games (1/27/24 - 2/3/24)
Longest Assist Streak _____ 3 games (2/2/24 - 2/9/24)

**CHARLIE MAJOR**

#16

2024-25 STATS: 4 GP, 0 G, 1 A, 1 PTS, 2 PIM**Height:** 5-10 **Weight:** 180 lbs. **Shoots:** Right **Year:** Freshman**Hometown:** Skaneateles, N.Y.**Previous Team:** Chicago Steel (USHL)

SEASON	GP	G	A	PTS	SH	SH%	PN-MIN	+/-	PPG	SHG	GWG	BLK	FOW	FOL	FO%
2024-25	4	0	1	1	6	.000	1-2	+1	0	0	0	2	8	8	.500
TOTALS	4	0	1	1	6	.000	1-2	+1	0	0	0	2	8	8	.500

MAJOR AT A GLANCE

Most Goals _____ N/A
Most Assists _____ 1, vs. North Dakota (11/2/24)
Most Points _____ 1, vs. North Dakota (11/2/24)

First Goal _____ N/A
First Assist _____ vs. North Dakota (11/2/24)
Last Goal _____ N/A
Last Assist _____ vs. North Dakota (11/2/24) - 2 games

Longest Point Streak _____ N/A
Longest Goal Streak _____ N/A
Longest Assist Streak _____ N/A



DALTON BANCROFT

#17

2024-25 STATS: 4 GP, 3 G, 1 A, 4 PTS, 4 PIM
Height: 6-3 **Weight:** 207 lbs. **Shoots:** Right **Year:** Junior

Hometown: Madoc, Ontario

Previous Team: Trenton Golden Hawks (OJHL)

SEASON	GP	G	A	PTS	SH	SH%	PN-MIN	+/-	PPG	SHG	GWG	BLK	FOW	FOL	FO%
2022-23	33	9	12	21	66	.136	8-19	+9	5	0	2	15	1	3	.250
2023-24	34	12	19	31	77	.156	7-25	+14	7	0	2	20	0	1	.000
2024-25	4	3	1	4	14	.214	2-4	+5	0	0	1	2	1	3	.250
TOTALS	71	24	32	56	157	.153	17-48	+28	12	0	5	37	2	7	.222

BANCROFT AT A GLANCE

Most Goals _____ 3, vs. UConn (11/26/22)

Most Assists _____ 2, (4x), Last: vs. St. Lawrence (3/23/24)

Most Points _____ 3, (4x), Last: vs. Brown (11/9/24)

First Goal _____ vs. Yale (11/18/22)

First Assist _____ at Minnesota Duluth (10/28/22)

Last Goal _____ 2, vs. Brown (11/9/24)

Last Assist _____ vs. Brown (11/9/24)

Longest Point Streak _____ 4, (4x), Last: (3/15/24 - 3/23/24)

Longest Goal Streak _____ 2, (3x), Last: (11/8/24 - Present)

Longest Assist Streak _____ 4 games (3/15/24 - 3/23/24)


KYLER KOVICH

#18

2024-25 STATS: 4 GP, 0 G, 1 A, 1 PTS, 0 PIM
Height: 6-2 **Weight:** 185 lbs. **Shoots:** Left **Year:** Senior

Hometown: Coquitlam, British Columbia

Previous Team: Tri-City Storm (USHL)

SEASON	GP	G	A	PTS	SH	SH%	PN-MIN	+/-	PPG	SHG	GWG	BLK	FOW	FOL	FO%
2021-22	19	3	1	4	13	.231	4-8	+6	0	0	1	7	1	0	1.000
2022-23	16	1	2	3	10	.100	2-4	+3	0	0	0	2	0	0	.000
2023-24	7	0	1	1	7	.000	1-2	+1	0	0	0	3	0	1	.000
2024-25	4	0	1	1	2	.000	0-0	+1	0	0	0	0	1	2	.333
TOTALS	46	4	5	9	32	.125	7-14	+11	0	0	1	12	2	3	.400

KOVICH AT A GLANCE

Most Goals _____ 1, (4x), Last: at St. Lawrence (11/11/22)

Most Assists _____ 1, (5x), Last: vs. Brown (11/9/24)

Most Points _____ 1, (9x), Last: vs. Brown (11/9/24)

First Goal _____ vs. Boston University (11/27/21)

First Assist _____ at Dartmouth (11/6/21)

Last Goal _____ at St. Lawrence (11/11/22) - 24 games

Last Assist _____ vs. Brown (11/9/24)

Longest Point Streak _____ 2, (2x), Last: (2/24/23 - 2/25/23)

Longest Goal Streak _____ 2 games (1/7/22 - 1/8/22)

Longest Assist Streak _____ 2 games (2/24/23 - 2/25/23)


SULLIVAN MACK

#19

2024-25 STATS: 4 GP, 1 G, 1 A, 2 PTS, 0 PIM
Height: 6-1 **Weight:** 194 lbs. **Shoots:** Left **Year:** Senior

Hometown: Anchorage, Alaska

Previous Team: Salmon Arm Silverbacks (BCHL)

SEASON	GP	G	A	PTS	SH	SH%	PN-MIN	+/-	PPG	SHG	GWG	BLK	FOW	FOL	FO%
2021-22	20	1	1	2	27	.037	2-4	-3	0	0	1	5	0	0	.000
2022-23	25	6	4	10	29	.207	4-8	+6	0	0	2	13	0	0	.000
2023-24	29	7	10	17	44	.159	1-2	+6	0	1	1	7	0	1	.000
2024-25	4	1	1	2	6	.167	0-0	+1	0	0	0	4	0	2	.000
TOTALS	78	15	16	31	106	.142	7-14	+10	0	1	4	29	0	3	.000

MACK AT A GLANCE

Most Goals _____ 2, (3x), Last: vs. Maine (3/28/24)

Most Assists _____ 2, (3x), Last: at RPI (2/9/24)

Most Points _____ 2, (10x), Last: vs. North Dakota (11/1/24)

First Goal _____ at Princeton (2/26/22)

First Assist _____ vs. RPI (11/13/21)

Last Goal _____ vs. North Dakota (11/1/24) - 4 games

Last Assist _____ vs. North Dakota (11/1/24) - 4 games

Longest Point Streak _____ 4 games (11/18/22 - 11/26/22)

Longest Goal Streak _____ N/A

Longest Assist Streak _____ 3 games (2/3/24 - 2/10/24)


BEN ROBERTSON

#21

2024-25 STATS: 4 GP, 0 G, 2 A, 2 PTS, 2 PIM
Height: 5-11 **Weight:** 191 lbs. **Shoots:** Left **Year:** Sophomore

Hometown: Potomac Falls, Va.

Previous Team: Waterloo Black Hawks (USHL)

SEASON	GP	G	A	PTS	SH	SH%	PN-MIN	+/-	PPG	SHG	GWG	BLK	FOW	FOL	FO%
2023-24	35	5	18	23	76	.066	1-2	+19	2	0	1	38	0	0	.000
2024-25	4	0	2	2	2	.000	1-2	+5	0	0	0	5	0	0	.000
TOTALS	39	5	20	25	78	.064	2-4	+24	2	0	1	43	0	0	.000

ROBERTSON AT A GLANCE

Most Goals _____ 2, vs. Harvard (3/16/24)

Most Assists _____ 2, (2x), Last: at Colgate (12/1/23)

Most Points _____ 2, (3x), Last: vs. Harvard (3/16/24)

First Goal _____ at Arizona State (1/12/24)

First Assist _____ vs. Minnesota Duluth (10/27/23)

Last Goal _____ 2, vs. Harvard (3/16/24) - 8 games

Last Assist _____ vs. Brown (11/9/24)

Longest Point Streak _____ 7 games (10/27/23 - 11/17/23)

Longest Goal Streak _____ 2 games (1/12/24 - 1/13/24)

Longest Assist Streak _____ 7 games (10/27/23 - 11/17/23)


KYLE PENNEY

#22

2024-25 STATS: 4 GP, 1 G, 0 A, 1 PTS, 0 PIM
Height: 6-1 **Weight:** 210 lbs. **Shoots:** Left **Year:** Senior

Hometown: Lawrencetown, Nova Scotia

Previous Team: Chilliwack Chiefs (BCHL)

SEASON	GP	G	A	PTS	SH	SH%	PN-MIN	+/-	PPG	SHG	GWG	BLK	FOW	FOL	FO%
2021-22	32	8	6	14	59	.136	4-8	+3	0	0	0	23	25	36	.410
2022-23	33	7	11	18	45	.156	2-4	+9	1	0	1	14	45	60	.429
2023-24	35	10	18	28	66	.152	5-18	+30	0	0	2	28	21	16	.568
2024-25	4	1	0	1	10	.100	0-0	+2	0	0	0	1	10	8	.556
TOTALS	104	26	35	61	180	.144	11-30	+44	1	0	3	66	101	120	.457

PENNEY AT A GLANCE

Most Goals _____ 1, (26x), Last: vs. North Dakota (11/2/24)

Most Assists _____ 2, (6x), Last: vs. Harvard (3/16/24)

Most Points _____ 3, (2x), Last: at Yale (2/25/23)

First Goal _____ at Dartmouth (11/6/21)

First Assist _____ vs. Boston University (11/27/21)

Last Goal _____ vs. North Dakota (11/2/24) - 2 games

Last Assist _____ vs. Denver (3/30/24) - 4 games

Longest Point Streak _____ 5 games (2/2/24 - 2/16/24)

Longest Goal Streak _____ 2, (7x), Last: (2/2/24 - 2/3/24)

Longest Assist Streak _____ 4 games (12/30/23 - 1/19/24)



WINTER WALLACE

#23

2024-25 STATS: 0 GP, 0 G, 0 A, 0 PTS, 0 PIM
Height: 6-4 Weight: 222 lbs. Shoots: Right Year: Junior
Hometown: Boulder, Colo.
Previous Team: Youngstown Phantoms (USHL)

SEASON	GP	G	A	PTS	SH	SH%	PN-MIN	+/-	PPG	SHG	GWG	BLK	FOW	FOL	FO%
2022-23	23	3	5	8	21	.143	9-18	+7	0	0	0	3	0	0	.000
2023-24	26	1	1	2	15	.067	6-12	-2	0	0	0	8	3	7	.300
2024-25	0	0	0	0	0	.000	0-0	E	0	0	0	0	0	0	.000
TOTALS	49	4	6	10	36	.111	15-30	+5	0	0	0	11	3	7	.300

WALLACE AT A GLANCE

Most Goals _____ 1, (4x), Last: at Union (2/10/24)
Most Assists _____ 1, (6x), Last: at Brown (11/4/23)
Most Points _____ 1, (10x), Last: at Union (2/10/24)

First Goal _____ at Minnesota Duluth (10/28/22)
First Assist _____ at Clarkson (11/12/22)
Last Goal _____ at Union (2/10/24) - 9 games
Last Assist _____ at Brown (11/4/23) - 22 games

Longest Point Streak _____ 2, (2x), Last: (2/11/23 - 2/17/23)
Longest Goal Streak _____ N/A
Longest Assist Streak _____ 2 games (2/11/23 - 2/17/23)



NICHOLAS WOLFENBERG

#24

2024-25 STATS: 4 GP, 1 G, 0 A, 1 PTS, 0 PIM
Height: 6-2 Weight: 212 lbs. Shoots: Right Year: Freshman
Hometown: Calgary, Alberta
Previous Team: Okotoks Oilers (BCHL)

SEASON	GP	G	A	PTS	SH	SH%	PN-MIN	+/-	PPG	SHG	GWG	BLK	FOW	FOL	FO%
2024-25	4	1	0	1	4	.250	0-0	+3	0	0	0	1	0	0	.000
TOTALS	4	1	0	1	4	.250	0-0	+3	0	0	0	1	0	0	.000

WOLFENBERG AT A GLANCE

Most Goals _____ 1, vs. North Dakota (11/1/24)
Most Assists _____ N/A
Most Points _____ 1, vs. North Dakota (11/1/24)

First Goal _____ vs. North Dakota (11/1/24)
First Assist _____ N/A
Last Goal _____ vs. North Dakota (11/1/24) - 3 games
Last Assist _____ N/A

Longest Point Streak _____ N/A
Longest Goal Streak _____ N/A
Longest Assist Streak _____ N/A



ONDREJ PSENICKA

#26

2024-25 STATS: 2 GP, 0 G, 0 A, 0 PTS, 0 PIM
Height: 6-6 Weight: 209 lbs. Shoots: Left Year: Senior
Hometown: Praha, Czechia
Previous Team: Waterloo Black Hawks (USHL)

SEASON	GP	G	A	PTS	SH	SH%	PN-MIN	+/-	PPG	SHG	GWG	BLK	FOW	FOL	FO%
2021-22	32	12	9	21	68	.176	9-18	+21	2	1	3	11	18	17	.514
2022-23	34	8	7	15	60	.133	5-10	+15	1	0	1	9	41	43	.488
2023-24	35	9	12	21	56	.161	8-30	+13	2	0	1	29	5	9	.537
2024-25	2	0	0	0	1	.000	0-0	E	0	0	0	0	0	0	.000
TOTALS	103	29	28	57	185	.157	22-58	+49	5	1	5	49	64	69	.481

PSENICKA AT A GLANCE

Most Goals _____ 2, (3x), Last: at St. Lawrence (2/24/24)
Most Assists _____ 2, (3x), Last: vs. Harvard (3/16/24)
Most Points _____ 3, (2x), Last: vs. AIC (12/29/22)

First Goal _____ vs. Alaska (10/29/21)
First Assist _____ at Dartmouth (11/6/21)
Last Goal _____ vs. Dartmouth (3/22/24) - 5 games
Last Assist _____ vs. Dartmouth (3/22/24) - 5 games

Longest Point Streak _____ 4 games (3/11/22 - 10/28/22)
Longest Goal Streak _____ 2, (6x), Last: (2/9/24 - 2/10/24)
Longest Assist Streak _____ 4 games (3/11/22 - 10/28/22)



MICHAEL SUDA

#27

2024-25 STATS: 4 GP, 0 G, 2 A, 2 PTS, 0 PIM
Height: 6-1 Weight: 187 lbs. Shoots: Left Year: Senior
Hometown: Cheektowaga, N.Y.
Previous Team: Fargo Force (USHL)

SEASON	GP	G	A	PTS	SH	SH%	PN-MIN	+/-	PPG	SHG	GWG	BLK	FOW	FOL	FO%
2021-22	6	0	0	0	5	.000	0-0	-1	0	0	0	1	0	0	.000
2022-23	33	1	6	7	27	.037	4-8	+8	0	0	1	16	0	0	.000
2023-24	32	0	5	5	46	.000	5-10	+13	0	0	0	26	0	0	.000
2024-25	4	0	2	2	6	.000	0-0	E	0	0	0	3	0	0	.000
TOTALS	75	1	13	14	84	.012	9-18	+20	0	0	1	46	0	0	.000

SUDA AT A GLANCE

Most Goals _____ 1, vs. Clarkson (3/10/23)
Most Assists _____ 2, vs. Quinnipiac (1/20/23)
Most Points _____ 2, vs. Quinnipiac (1/20/23)

First Goal _____ vs. Clarkson (3/10/23)
First Assist _____ at Minnesota Duluth (10/29/22)
Last Goal _____ vs. Clarkson (3/10/23) - 40 games
Last Assist _____ vs. Brown (11/9/24)

Longest Point Streak _____ 2 games (11/11/23 - 11/17/23)
Longest Goal Streak _____ N/A
Longest Assist Streak _____ 2 games (11/11/23 - 11/17/23)



NICK DeSANTIS

#28

2024-25 STATS: 4 GP, 1 G, 0 A, 1 PTS, 0 PIM
Height: 5-9 Weight: 163 lbs. Shoots: Right Year: Junior
Hometown: Collegeville, Pa.
Previous Team: Madison Capitols (USHL)

SEASON	GP	G	A	PTS	SH	SH%	PN-MIN	+/-	PPG	SHG	GWG	BLK	FOW	FOL	FO%
2022-23	30	9	11	20	40	.225	6-12	+9	3	0	1	4	0	0	.000
2023-24	35	8	6	14	46	.174	11-30	+16	1	0	1	16	0	0	.000
2024-25	4	1	0	1	5	.200	0-0	E	0	0	0	1	0	2	.000
TOTALS	69	18	17	35	91	.198	17-42	+25	4	0	2	21	0	2	.000

DeSANTIS AT A GLANCE

Most Goals _____ 2, (4x), Last: vs. Dartmouth (3/22/24)
Most Assists _____ 4, at RPI (1/7/23)
Most Points _____ 4, at RPI (1/7/23)

First Goal _____ at St. Lawrence (11/11/22)
First Assist _____ vs. AIC (12/29/22)
Last Goal _____ vs. North Dakota (11/1/24) - 3 games
Last Assist _____ vs. Dartmouth (3/22/24) - 7 games

Longest Point Streak _____ 6 games (12/29/22 - 1/20/23)
Longest Goal Streak _____ 3 games (1/12/24 - 1/19/24)
Longest Assist Streak _____ 4 games (1/6/23 - 1/20/23)

**PARKER MURRAY**

#29

2024-25 STATS: 0 GP, 0 G, 0 A, 0 PTS, 0 PIM**Height:** 6-5 **Weight:** 229 lbs. **Shoots:** Left **Year:** Freshman**Hometown:** Manhattan Beach, Calif.**Previous Team:** Chilliwack Chiefs (BCHL)

SEASON	GP	G	A	PTS	SH	SH%	PN-MIN	+/-	PPG	SHG	GWG	BLK	FOW	FOL	FO%
2024-25	0	0	0	0	0	.000	0-0	E	0	0	0	0	0	0	.000
TOTALS	0	0	0	0	0	.000	0-0	E	0	0	0	0	0	0	.000

MURRAY AT A GLANCE

Most Goals	N/A
Most Assists	N/A
Most Points	N/A
First Goal	N/A
First Assist	N/A
Last Goal	N/A
Last Assist	N/A

Longest Point Streak	N/A
Longest Goal Streak	N/A
Longest Assist Streak	N/A

**IAN SHANE**

#30

2024-25 STATS: 4 GP / 4 GS, 3-0-1 RECORD, 1.71 GAA, .914 SV%**Height:** 6-0 **Weight:** 176 lbs. **Catches:** Left **Year:** Senior**Hometown:** Manhattan Beach, Calif.**Previous Team:** Bismarck Bobcats (NAHL)

SEASON	GP-GS	MIN	GA	GAA	SV	SV%	RECORD	SHO	PPG	SHG	G	A	PTS	PIM
2021-22	17-16	979:27	28	1.72	387	.933	7-6-3	3	10	0	0	0	0	0
2022-23	33-31	1852:53	53	1.72	581	.916	20-10-1	5	17	0	0	0	0	2
2023-24	34-34	2021:08	57	1.69	685	.923	22-5-6	3	21	1	0	0	0	0
2024-25	4-4	245:00	7	1.71	74	.914	3-0-1	0	2	0	0	0	0	0
TOTALS	88-84	5098:28	145	1.71	1727	.923	52-21-11	11	50	1	0	0	0	2

SHANE AT A GLANCE

Most Saves	42, at Quinnipiac (2/25/22)
Most Assists	N/A

First Game	at Arizona State (1/2/22)
First Start	at North Dakota (1/7/22)
First Shutout	at Yale (1/17/22)

Current Shutout Streak	41:22, 11/9/24 - Present
Longest Shutout Streak	143:41, 2/25/22 - 3/11/22

Last Shutout	vs. Brown (2/16/24) - 14 games
Last Assist	N/A

**REMINGTON KEOPPLE**

#33

2024-25 STATS: 0 GP / 0 GS, 0-0-0 RECORD, 0.00 GAA, .000 SV%**Height:** 6-2 **Weight:** 184 lbs. **Catches:** Left **Year:** Junior**Hometown:** New Richmond, Wis.**Previous Team:** Des Moines Buccaneers (USHL)

SEASON	GP-GS	MIN	GA	GAA	SV	SV%	RECORD	SHO	PPG	SHG	G	A	PTS	PIM
2022-23	5-3	174:28	9	3.10	52	.852	1-1-1	0	2	1	0	0	0	0
2023-24	2-1	114:33	7	3.67	44	.863	0-2-0	0	1	0	0	0	0	0
2024-25	0-0	0:00	0	0.00	0	.000	0-0-0	0	0	0	0	0	0	0
TOTALS	7-4	289:01	16	3.32	96	.857	1-3-1	0	3	1	0	0	0	0

KEOPPLE AT A GLANCE

Most Saves	22, (2x), Last: at Princeton (11/18/23)
Most Assists	N/A

First Game	at Minnesota Duluth (10/29/22)
First Start	at Minnesota Duluth (10/29/22)
First Shutout	N/A

Current Shutout Streak	0:00
Longest Shutout Streak	34:08, 11/17/23 - 11/18/23

Last Shutout	N/A
Last Assist	N/A

**JUSTIN KATZ**

#37

2024-25 STATS: 0 GP / 0 GS, 0-0-0 RECORD, 0.00 GAA, .000 SV%**Height:** 6-1 **Weight:** 176 lbs. **Catches:** Right **Year:** Freshman**Hometown:** Montréal, Québec**Previous Team:** Powell River Kings (BCHL)

SEASON	GP-GS	MIN	GA	GAA	SV	SV%	RECORD	SHO	PPG	SHG	G	A	PTS	PIM
2024-25	0-0	0:00	0	0.00	0	.000	0-0-0	0	0	0	0	0	0	0
TOTALS	0-0	0:00	0	0.00	0	.000	0-0-0	0	0	0	0	0	0	0

KATZ AT A GLANCE

Most Saves	N/A
Most Assists	N/A

First Game	N/A
First Start	N/A
First Shutout	N/A

Current Shutout Streak	0:00
Longest Shutout Streak	N/A

Last Shutout	N/A
Last Assist	N/A

**JONATHAN CASTAGNA**

#38

2024-25 STATS: 4 GP, 0 G, 3 A, 3 PTS, 4 PIM**Height:** 6-2 **Weight:** 200 lbs. **Shoots:** Left **Year:** Sophomore**Hometown:** Etobicoke, Ontario**Previous Team:** St. Andrew's College

SEASON	GP	G	A	PTS	SH	SH%	PN-MIN	+/-	PPG	SHG	GWG	BLK	FOW	FOL	FO%
2023-24	35	11	14	25	60	.183	11-25	+20	0	0	3	15	220	183	.546
2024-25	4	0	3	3	4	.000	2-4	+2	0	0	0	1	27	33	.450
TOTALS	39	11	17	28	64	.172	13-29	+22	0	0	3	16	247	216	.533

CASTAGNA AT A GLANCE

Most Goals	3, vs. Princeton (1/19/24)
Most Assists	2, (4x), Last: vs. North Dakota (11/1/24)
Most Points	4, (2x), Last: at Union (2/10/24)

First Goal	at Brown (11/4/23)
First Assist	vs. Minnesota Duluth (10/27/23)
Last Goal	2, vs. St. Lawrence (3/23/24) - 6 games
Last Assist	vs. Yale (11/8/24) - 1 game

Longest Point Streak	3, (2x), Last: (2/3/24 - 2/10/24)
Longest Goal Streak	2 games (2/9/24 - 2/10/24)
Longest Assist Streak	2, (2x), Last: (11/18/23 - 11/25/23)



2024-25 GOAL SCORING SUMMARIES

PLAYER	SEASON	BY SITE			BY PERIOD				BY STRENGTH			GAME	LAST	LAST GOAL		GAMES
	GOALS	HOME	ROAD	NEUTRAL	1ST	2ND	3RD	OT	EV	PP	SH			DATE / OPP	GOALTENDER	
Dalton Bancroft	3	3	—	—	1	1	1	—	3	—	—	1	1	11/9/24 vs. Brown	Shea	0
Jonathan Castagna	—	—	—	—	—	—	—	—	—	—	—	—	—	—	—	—
Tyler Catalano	1	1	—	—	1	—	—	—	1	—	—	1	1	11/1/24 vs. North Dakota	Semtimphelter	3
Nick DeSantis	1	1	—	—	1	—	—	—	1	—	—	—	—	11/1/24 vs. North Dakota	Semtimphelter	3
Luke Devlin	—	—	—	—	—	—	—	—	—	—	—	—	—	—	—	—
Sean Donaldson	—	—	—	—	—	—	—	—	—	—	—	—	—	—	—	—
George Fegas	—	—	—	—	—	—	—	—	—	—	—	—	—	—	—	—
Hank Kempf	—	—	—	—	—	—	—	—	—	—	—	—	—	—	—	—
Kyler Kovich	—	—	—	—	—	—	—	—	—	—	—	—	—	—	—	—
Jake Kraft	1	1	—	—	1	—	—	—	—	—	—	—	—	11/2/24 vs. North Dakota	Hedquist	2
Sullivan Mack	1	1	—	—	—	—	1	—	1	—	—	—	—	11/1/24 vs. North Dakota	Empty Net	3
Charlie Major	—	—	—	—	—	—	—	—	—	—	—	—	—	—	—	—
Marian Mosko	—	—	—	—	—	—	—	—	—	—	—	—	—	—	—	—
Parker Murray	—	—	—	—	—	—	—	—	—	—	—	—	—	—	—	—
Jack O'Brien	—	—	—	—	—	—	—	—	—	—	—	—	—	—	—	—
Jack O'Leary	2	2	—	—	—	2	—	—	2	—	—	—	—	11/8/24 vs. Yale	Stark	1
Kyle Penney	1	1	—	—	—	—	1	—	1	—	—	—	—	11/2/24 vs. North Dakota	Empty Net	2
Ondrej Psenicka	—	—	—	—	—	—	—	—	—	—	—	—	—	—	—	—
Jimmy Rayhill	—	—	—	—	—	—	—	—	—	—	—	—	—	—	—	—
Tim Rego	1	1	—	—	—	—	1	—	1	—	—	1	1	11/2/24 vs. North Dakota	Hedquist	2
Ben Robertson	—	—	—	—	—	—	—	—	—	—	—	—	—	—	—	—
Hoyt Stanley	—	—	—	—	—	—	—	—	—	—	—	—	—	—	—	—
Liam Steele	—	—	—	—	—	—	—	—	—	—	—	—	—	—	—	—
Michael Suda	—	—	—	—	—	—	—	—	—	—	—	—	—	—	—	—
Winter Wallace	—	—	—	—	—	—	—	—	—	—	—	—	—	—	—	—
Ryan Walsh	2	2	—	—	—	—	2	—	2	—	—	—	—	11/9/24 vs. Brown	Empty Net	0
Nicholas Wolfenberg	1	1	—	—	1	—	—	—	1	—	—	—	—	11/1/24 vs. North Dakota	Semtimphelter	3

2024-25 GOAL SCORING SUMMARIES

PLAYER	TOTALS	EVEN	PP	SH	HOME	AWAY	NEUTRAL	1ST	2ND	3RD	OT
Dalton Bancroft	3-1—4	3-1—4	—	—	3-1—4	—	—	1-0—1	1-0—1	1-1—2	—
Jonathan Castagna	0-3—3	0-3—3	—	—	0-3—3	—	—	0-2—2	0-1—1	—	—
Tyler Catalano	1-1—2	1-1—2	—	—	1-1—2	—	—	1-0—1	0-1—1	—	—
Nick DeSantis	1-0—1	1-0—1	—	—	1-0—1	—	—	1-0—1	—	—	—
Luke Devlin	—	—	—	—	—	—	—	—	—	—	—
Sean Donaldson	—	—	—	—	—	—	—	—	—	—	—
George Fegas	—	—	—	—	—	—	—	—	—	—	—
Hank Kempf	0-2—2	0-2—2	—	—	0-2—2	—	—	0-1—1	0-1—1	—	—
Kyler Kovich	0-1—1	0-1—1	—	—	0-1—1	—	—	—	—	0-1—1	—
Jake Kraft	1-2—3	1-2—3	—	—	1-2—3	—	—	1-1—2	—	0-1—1	—
Sullivan Mack	1-1—2	1-1—2	—	—	1-1—2	—	—	1-1—2	—	—	—
Charlie Major	0-1—1	0-1—1	—	—	0-1—1	—	—	—	—	0-1—1	—
Marian Mosko	—	—	—	—	—	—	—	—	—	—	—
Parker Murray	—	—	—	—	—	—	—	—	—	—	—
Jack O'Brien	—	—	—	—	—	—	—	—	—	—	—
Jack O'Leary	2-0—2	2-0—2	—	—	2-0—2	—	—	—	2-0—2	—	—
Kyle Penney	1-0—1	1-0—1	—	—	1-0—1	—	—	—	—	1-0—1	—
Ondrej Psenicka	—	—	—	—	—	—	—	—	—	—	—
Jimmy Rayhill	—	—	—	—	—	—	—	—	—	—	—
Tim Rego	1-1—2	1-1—2	—	—	1-1—2	—	—	—	0-1—1	1-0—1	—
Ben Robertson	0-2—2	0-2—2	—	—	0-2—2	—	—	0-1—1	—	0-1—1	—
Hoyt Stanley	0-1—1	0-1—1	—	—	0-1—1	—	—	0-1—1	—	—	—
Liam Steele	—	—	—	—	—	—	—	—	—	—	—
Michael Suda	0-2—2	0-2—2	—	—	0-2—2	—	—	—	0-1—1	0-1—1	—
Winter Wallace	—	—	—	—	—	—	—	—	—	—	—
Ryan Walsh	2-3—5	2-3—5	—	—	2-3—5	—	—	0-2—2	—	2-1—3	—
Nicholas Wolfenberg	1-0—1	1-0—1	—	—	1-0—1	—	—	1-0—1	—	—	—

2024-25 GOALTENDING BREAKDOWN

PLAYER	OVERALL								HOME								ROAD / NEUTRAL							
	GP	REC	SHO	MIN	GA	GAA	SV	SV%	GP	REC	SHO	MIN	GA	GAA	SV	SV%	GP	REC	SHO	MIN	GA	GAA	SV	SV%
Justin Katz	—	—	—	—	—	—	—	—	—	—	—	—	—	—	—	—	—	—	—	—	—	—	—	—
Remington Keopple	—	—	—	—	—	—	—	—	—	—	—	—	—	—	—	—	—	—	—	—	—	—	—	—
Ian Shane	4	3-0-1	0	245:00	7	1.71	74	.914	4	3-0-1	0	245:00	7	1.71	74	.914	—	—	—	—	—	—	—	—
PLAYER	OCTOBER								NOVEMBER								DECEMBER							
	GP	REC	SHO	MIN	GA	GAA	SV	SV%	GP	REC	SHO	MIN	GA	GAA	SV	SV%	GP	REC	SHO	MIN	GA	GAA	SV	SV%
Justin Katz	—	—	—	—	—	—	—	—	—	—	—	—	—	—	—	—	—	—	—	—	—	—	—	—
Remington Keopple	—	—	—	—	—	—	—	—	—	—	—	—	—	—	—	—	—	—	—	—	—	—	—	—
Ian Shane	—	—	—	—	—	—	—	—	4	3-0-1	0	245:00	7	1.71	74	.914	—	—	—	—	—	—	—	—
PLAYER	JANUARY								FEBRUARY								MARCH							
	GP	REC	SHO	MIN	GA	GAA	SV	SV%	GP	REC	SHO	MIN	GA	GAA	SV	SV%	GP	REC	SHO	MIN	GA	GAA	SV	SV%
Justin Katz	—	—	—	—	—	—	—	—	—	—	—	—	—	—	—	—	—	—	—	—	—	—	—	—
Remington Keopple	—	—	—	—	—	—	—	—	—	—	—	—	—	—	—	—	—	—	—	—	—	—	—	—
Ian Shane	—	—	—	—	—	—	—	—	—	—	—	—	—	—	—	—	—	—	—	—	—	—	—	—

CAREER GOAL SCORING SUMMARIES

PLAYER	CAREER GOALS	BY SITE			BY PERIOD				BY STRENGTH			GAME WINNER	LAST LEADING	LAST GOAL		GAMES SINCE
		HOME	ROAD	NEUTRAL	1ST	2ND	3RD	OT	EV	PP	SH			DATE / OPP	GOALTENDER	
Dalton Bancroft	24	13	5	6	7	10	6	1	12	12	—	5	5	11/9/24 vs. Brown	Shea	0
Jonathan Castagna	11	4	5	2	5	5	1	—	11	—	—	3	5	3/23/24 vs. St. Lawrence	Kraws	6
Tyler Catalano	2	2	—	—	2	—	—	—	2	—	—	1	1	11/1/24 vs. North Dakota	Semtimphelter	3
Nick DeSantis	18	10	5	3	9	3	6	—	14	4	—	2	2	11/1/24 vs. North Dakota	Semtimphelter	3
Luke Devlin	6	3	3	—	4	—	2	—	6	—	—	1	—	2/9/24 at RPI	Watson	8
Sean Donaldson	3	1	2	—	1	1	1	—	2	1	—	—	—	1/21/23 vs. Princeton	Pearson	18
George Fegasas	3	1	1	1	—	2	1	—	2	1	—	—	—	2/2/24 vs. St. Lawrence	Kraws	13
Hank Kempf	2	—	2	—	2	—	—	—	2	—	—	1	—	1/13/24 at Arizona State	Semtimphelter	24
Kyler Kovich	4	—	3	1	2	1	1	—	4	—	—	1	1	11/11/12 at St. Lawrence	Zetterquist	25
Jake Kraft	5	5	—	—	2	1	2	—	5	—	—	1	—	11/2/24 vs. North Dakota	Hedquist	2
Sullivan Mack	15	9	4	2	2	6	7	—	14	—	1	4	4	11/1/24 vs. North Dakota	Empty Net	3
Charlie Major	—	—	—	—	—	—	—	—	—	—	—	—	—	—	—	—
Marian Mosko	—	—	—	—	—	—	—	—	—	—	—	—	—	—	—	—
Parker Murray	—	—	—	—	—	—	—	—	—	—	—	—	—	—	—	—
Jack O'Brien	—	—	—	—	—	—	—	—	—	—	—	—	—	—	—	—
Jack O'Leary	16	9	5	2	7	4	5	—	16	—	—	3	5	11/8/24 vs. Yale	Stark	1
Kyle Penney	26	15	9	2	5	11	10	—	25	1	—	3	3	11/2/24 vs. North Dakota	Empty Net	2
Ondrej Psenicka	29	14	11	4	9	8	12	—	23	5	1	5	4	3/22/24 vs. Dartmouth	Black	4
Jimmy Rayhill	—	—	—	—	—	—	—	—	—	—	—	—	—	—	—	—
Tim Rego	7	4	3	—	2	3	2	—	6	1	—	3	1	11/2/24 vs. North Dakota	Hedquist	2
Ben Robertson	5	2	3	—	1	2	1	1	3	2	—	1	2	3/16/24 vs. Harvard	Empty Net	8
Hoyt Stanley	2	1	—	1	—	2	—	—	2	—	—	—	—	2/16/24 vs. Brown	Zacher	15
Liam Steele	—	—	—	—	—	—	—	—	—	—	—	—	—	—	—	—
Michael Suda	1	1	—	—	—	—	1	—	1	—	—	1	—	3/10/23 vs. Clarkson	Haider	40
Winter Wallace	4	1	3	—	1	1	2	—	4	—	—	—	1	2/10/24 at Union	Chauvette	9
Ryan Walsh	14	8	4	2	2	6	6	—	10	4	—	5	5	11/9/24 vs. Brown	Empty Net	0
Nicholas Wolfenberg	1	1	—	—	1	—	—	—	1	—	—	—	—	11/1/24 vs. North Dakota	Semtimphelter	3

CAREER GOAL SCORING SUMMARIES

PLAYER	TOTALS	EVEN	PP	SH	HOME	AWAY	NEUTRAL	1ST	2ND	3RD	OT
Dalton Bancroft	24-32—56	12-17—29	12-15—27	—	13-20—33	5-8—13	6-4—10	7-10—17	10-13—23	6-9—15	1-0—1
Jonathan Castagna	11-17—28	11-17—28	—	—	4-11—15	5-5—10	2-1—3	5-4—9	5-7—12	1-6—7	—
Tyler Catalano	2-5—7	2-5—7	—	—	2-4—6	0-1—1	—	2-3—5	0-2—2	—	—
Nick DeSantis	18-17—35	14-15—29	4-2—6	—	10-3—13	5-12—17	3-2—5	9-8—17	3-6—9	6-3—9	—
Luke Devlin	6-2—8	6-2—8	—	—	3-1—4	3-1—4	—	4-0—4	0-1—1	2-1—3	—
Sean Donaldson	3-7—10	2-4—6	1-3—4	—	1-7—8	2-0—2	—	1-1—2	1-3—4	1-3—4	—
George Fegasas	3-4—7	2-2—4	1-2—3	—	1-1—2	1-3—4	1-0—1	0-1—1	2-2—4	1-1—2	—
Hank Kempf	2-18—20	2-16—18	0-1—1	0-1—1	0-10—10	2-5—7	0-3—3	2-5—7	0-9—9	0-4—4	—
Kyler Kovich	4-5—9	4-5—9	—	—	0-1—1	3-4—7	1-0—1	2-1—3	1-1—2	1-3—4	—
Jake Kraft	5-11—16	5-9—14	0-2—2	—	5-5—10	0-5—5	0-1—1	2-4—6	1-5—6	2-2—4	—
Sullivan Mack	15-16—31	14-15—29	0-1—1	1-0—1	9-10—19	4-3—7	2-3—5	2-7—9	6-6—12	7-2—9	0-1—1
Charlie Major	0-1—1	0-1—1	—	—	0-1—1	—	—	—	—	0-1—1	—
Marian Mosko	0-1—1	0-1—1	—	—	0-1—1	—	—	0-1—1	—	—	—
Parker Murray	—	—	—	—	—	—	—	—	—	—	—
Jack O'Brien	—	—	—	—	—	—	—	—	—	—	—
Jack O'Leary	16-20—36	16-19—35	—	0-1—1	9-11—20	5-8—13	2-1—3	7-6—13	4-7—11	5-7—12	—
Kyle Penney	26-35—61	25-33—58	1-2—3	—	15-11—26	9-20—29	2-4—6	5-10—15	11-13—24	10-11—21	0-1—1
Ondrej Psenicka	29-28—57	23-25—48	5-3—8	1-0—1	14-15—29	11-11—22	4-2—6	9-7—16	8-9—17	12-12—24	—
Jimmy Rayhill	—	—	—	—	—	—	—	—	—	—	—
Tim Rego	7-25—32	6-19—25	1-6—7	—	4-11—15	3-9—12	0-5—5	2-9—11	3-7—10	2-9—11	—
Ben Robertson	5-20—25	3-11—14	2-9—11	—	2-11—13	3-7—10	0-2—2	1-4—5	2-10—12	1-5—6	1-1—2
Hoyt Stanley	2-9—11	2-9—11	—	—	1-6—7	0-2—2	1-1—2	0-5—5	2-2—4	0-2—2	—
Liam Steele	—	—	—	—	—	—	—	—	—	—	—
Michael Suda	1-13—14	1-12—13	0-1—1	—	1-8—9	0-3—3	0-2—2	0-4—4	0-4—4	1-5—6	—
Winter Wallace	4-6—10	4-5—9	0-1—1	—	1-3—4	3-3—6	—	1-2—3	1-0—1	2-4—6	—
Ryan Walsh	14-13—27	10-7—18	4-6—10	—	8-7—15	4-3—7	2-3—5	2-3—5	6-8—14	6-2—8	—
Nicholas Wolfenberg	1-0—1	1-0—1	—	—	1-0—1	—	—	1-0—1	—	—	—

CAREER GOALTENDING BREAKDOWN

PLAYER	OVERALL								HOME								ROAD / NEUTRAL							
	GP	REC	SHO	MIN	GA	GAA	SV	SV%	GP	REC	SHO	MIN	GA	GAA	SV	SV%	GP	REC	SHO	MIN	GA	GAA	SV	SV%
Justin Katz	—	—	—	—	—	—	—	—	—	—	—	—	—	—	—	—	—	—	—	—	—	—	—	—
Remington Keopple	7	1-3-1	0	289:01	16	3.32	96	.857	2	1-0-0	0	63:42	3	2.83	19	.864	5	0-3-1	0	225:19	13	3.46	77	.856
Ian Shane	88	52-21-11	11	5098:28	145	1.71	1727	.923	43	26-10-7	4	2562:55	73	1.71	757	.912	45	26-11-4	7	2535:33	72	1.70	970	.931
PLAYER	OCTOBER								NOVEMBER								DECEMBER							
	GP	REC	SHO	MIN	GA	GAA	SV	SV%	GP	REC	SHO	MIN	GA	GAA	SV	SV%	GP	REC	SHO	MIN	GA	GAA	SV	SV%
Ryan McInchak	—	—	—	—	—	—	—	—	—	—	—	—	—	—	—	—	—	—	—	—	—	—	—	—
Remington Keopple	1	0-1-0	0	40:00	4	6.00	11	.733	4	1-2-0	0	200:17	8	2.40	67	.893	1	0-0-0	0	3:44	2	32.14	2	.500
Ian Shane	4	2-1-0	1	197:27	4	1.22	73	.948	17	11-3-2	1	948:46	27	1.71	311	.920	8	3-2-3	1	486:10	15	1.85	140	.903
PLAYER	JANUARY								FEBRUARY								MARCH							
	GP	REC	SHO	MIN	GA	GAA	SV	SV%	GP	REC	SHO	MIN	GA	GAA	SV	SV%	GP	REC	SHO	MIN	GA	GAA	SV	SV%
Ryan McInchak	—	—	—	—	—	—	—	—	—	—	—	—	—	—	—	—	—	—	—	—	—	—	—	—
Remington Keopple	—	—	—	—	—	—	—	—	1	0-0-1	0	45:00	2	2.67	16	.889	—	—	—	—	—	—	—	—
Ian Shane	21	14-3-3	3	1261:36	40	1.90	457	.920	22	12-6-3	4	1283:10	33	1.54	416	.927	16	10-6-0	1	921:19	26	1.69	330	.927

GOALS SCORED, GAME

1.	19	1/13/1965 vs. Hamilton (W, 19-0)
	19	1/27/1968 at Yale (W, 19-1)
3.	18	1/20/1968 at Penn (W, 18-1)
4.	16	12/14/1957 vs. Lehigh (W, 16-3)
5.	15	11/25/1965 vs. York (W, 15-0)
	15	11/25/1975 vs. uOttawa (W, 15-2)
7.	14	2/10/1965 at Hamilton (W, 14-0)
	14	11/24/1966 vs. McMaster (W, 14-2)
	14	2/17/1968 vs. Dartmouth (W, 14-2)
	14	1/8/1969 vs. Penn (W, 14-0)
	14	3/4/1970 vs. Dartmouth (W, 14-0)
12.	13	Nine times, Last: 1/21/1978 vs. Yale (W, 13-1)

GOALS SCORED, PERIOD

1.	9	12/14/1957 vs. Lehigh — 1st period (W, 16-3)
	9	1/27/1968 at Yale — 2nd period (W, 19-1)
	9	1/21/1978 vs. Yale — 1st period (W, 13-1)
4.	8	3/4/1961 vs. Penn — 3rd period (W, 13-1)
	8	2/21/1979 vs. Harvard — 1st period (W, 11-3)
6.	7	3/3/1962 vs. Penn — 2nd period (W, 10-0)
	7	1/13/1965 vs. Hamilton — 2nd period (W, 19-0)
	7	1/13/1965 vs. Hamilton — 3rd period (W, 19-0)
	7	2/10/1965 at Hamilton — 1st period (W, 14-0)
	7	11/24/1966 vs. McMaster — 1st period (W, 14-2)
	7	1/19/1967 at Colgate — 1st period (W, 10-2)
	7	1/20/1968 at Penn — 2nd period (W, 18-1)
	7	1/20/1968 at Penn — 3rd period (W, 18-1)
	7	2/17/1968 at Dartmouth — 2nd period (W, 14-2)
	7	2/5/1969 at Yale — 2nd period (W, 11-2)
	7	12/28/1973 vs. Colo. Coll. — 2nd period (W, 9-8)
	7	11/25/1975 vs. uOttawa — 3rd period (W, 15-2)

MARGIN OF VICTORY

1.	+19	1/13/1965 vs. Hamilton (W, 19-0)
2.	+18	1/27/1968 at Yale (W, 19-1)
3.	+17	1/20/1968 at Penn (W, 18-1)
4.	+15	11/25/1965 vs. York (W, 15-0)
5.	+14	2/10/1965 at Hamilton (W, 14-0)
	+14	1/8/1969 vs. Penn (W, 14-0)
	+14	3/4/1970 vs. Dartmouth (W, 14-0)
8.	+13	1/4/1911 at Western Reserve (W, 13-0)
	+13	12/14/1957 vs. Lehigh Club (W, 16-3)
	+13	11/30/1963 at Penn (W, 13-0)
	+13	11/23/1968 vs. Guelph (W, 13-0)
	+13	11/25/1975 vs. uOttawa (W, 15-2)
13.	+12	Six times, Last: 1/21/1978 vs. Yale (W, 13-1)

MARGIN OF DEFEAT

1.	-23	12/27/1939 vs. Boston College (L, 1-14)
2.	-18	1/10/1959 at Harvard (L, 0-18)
3.	-16	1/19/1946 at Yale (L, 2-18)
4.	-14	3/2/1959 vs. Middlebury (L, 1-15)
5.	-13	1/21/1928 at Princeton (L, 1-14)
	-13	1/18/1947 at Yale (L, 0-13)
	-13	2/21/1948 at Colgate (L, 1-14)
	-13	2/23/1959 vs. Harvard (L, 0-13)
	-13	12/16/1959 at Yale (L, 0-13)
10.	-12	1/6/1945 at Army (L, 1-13)
	-12	2/19/1947 at Colgate (L, 3-15)
	-12	12/19/1957 vs. Princeton (L, 1-13)
	-12	2/14/1959 at Dartmouth (L, 2-14)
	-12	1/23/1960 vs. Dartmouth (L, 0-12)

POWER-PLAY GOALS, GAME

1.	7	11/18/1977 vs. York (W, 10-3)
2.	6	1/4/1973 vs. Loyola (W, 13-5)
	6	11/21/1975 vs. Waterloo (W, 9-1)
	6	1/19/1980 vs. Yale (W, 9-4)
	6	2/4/2023 vs. Union (W, 10-1)
6.	5	9 times, Last: 2/8/2003 vs. Vermont (W, 8-1)

POWER-PLAY GOALS, PERIOD

1.	5	2/4/2023 vs. Union — 1st period (W, 10-1)
2.	4	1/2/1971 vs. Guelph — 2nd period (W, 7-2)
	4	11/18/1977 vs. York — 2nd period (W, 10-3)
	4	1/26/1980 vs. Maine — 3rd period (W, 6-2)
	4	2/8/2003 vs. Vermont — 2nd period (W, 8-1)
6.	3	23 times, Most recent: 11/7/2015 vs. Quinnipiac — 1st period (OTL, 4-5)

SHORT-HANDED GOALS, GAME

1.	4	12/18/1961 vs. Ohio (W, 9-0)
2.	3	1/13/1965 vs. Hamilton (W, 19-0)
3.	2	25 times, Last: 1/13/2012 at Quinnipiac (W, 3-2)

SHORT-HANDED GOALS, PERIOD

1.	3	12/18/1961 vs. Ohio — 2nd period (W, 9-0)
	3	1/13/1965 vs. Hamilton — 3rd period (W, 19-0)
3.	2	1/19/1967 vs. Colgate — 3rd period (W, 10-2)
	2	12/28/1976 vs. Princeton — 3rd period (W, 8-5)
	2	2/11/1978 at Dartmouth — 2nd period (W, 7-1)
	2	2/7/1986 at St. Lawrence — 3rd period (W, 7-4)
	2	12/29/1986 at Wisconsin — 3rd period (L, 5-7)
	2	2/20/1988 vs. Yale — 3rd period (W, 7-4)
	2	1/15/1995 vs. Army — 2nd period (W, 8-2)
	2	1/13/2012 at Quinnipiac — 3rd period (W, 3-2)

FASTEST GOALS TO BEGIN GAME

1.	0:06	Bob Murray (2/11/74 vs. Yale)
2.	0:08	Robert Spitzmiller (2/12/30 vs. St. Lawrence)
	0:08	Pete Marcov (12/13/83 at Princeton)
	0:08	Doug Derraugh (11/10/90 vs. Princeton)
	0:08	Dalton Bancroft (11/8/24 vs. Yale)
6.	0:09	Brian McCutcheon (1/3/70 vs. Colgate)
7.	0:12	Tyler McManus (12/5/92 at Harvard)
8.	0:13	Roger Eastman (12/14/57 vs. Lehigh)
9.	0:14	Doug Ferguson (3/8/66 vs. Boston College)
10.	0:15	Murray Stephen (1/16/65 at Harvard)

FASTEST TWO GOALS

1.	0:05	3/5/1960 vs. Colgate (W, 5-2)
	0:05	2/14/2020 vs. Union (W, 5-2)
3.	0:06	3/9/1971 vs. Providence (W, 6-3)
4.	0:07	2/10/1965 at Hamilton (W, 14-0)
5.	0:08	1/27/1968 at Yale (W, 19-1)
	0:08	12/11/1978 vs. Brown (L, 5-7)
	0:08	3/8/1985 vs. Yale (W, 9-2)
	0:08	11/17/2017 vs. St. Lawrence (W, 6-1)
9.	0:09	Nine times, Last: 2/7/1986 at St. Lawrence (W, 7-4)

FASTEST TWO GOALS, GAME START

1.	0:36	11/23/1968 vs. Guelph (W, 13-0)
2.	1:11	3/2/1991 vs. Colgate (W, 8-1)
3.	1:14	11/26/2022 vs. UConn (W, 6-0)
4.	1:20	11/21/1964 vs. Waterloo (W, 5-4)
5.	1:40	12/14/1957 vs. Lehigh (W, 16-3)
6.	1:44	1/17/1987 vs. Brown (OTL, 4-5)
7.	1:53	3/5/1960 vs. Colgate (W, 5-2)
8.	1:54	2/7/1986 at St. Lawrence (W, 7-4)
9.	1:55	3/14/1969 vs. Michigan Tech (OTW, 4-3)
10.	1:57	1/3/1984 vs. Princeton (W, 6-4)

FASTEST THREE GOALS

1.	0:23	2/4/2023 vs. Union (W, 10-1) — <i>all PPG</i>
2.	0:24	2/28/1976 vs. Princeton (W, 8-2)
3.	0:29	1/13/1965 vs. Hamilton (W, 19-0) — <i>all SHG</i>
4.	0:32	1/20/1968 at Penn (W, 18-1)
5.	0:38	1/24/1969 at Penn (W, 10-3)
6.	0:40	3/4/1961 vs. Penn (W, 13-1)
7.	0:43	2/4/2023 vs. Union (W, 10-1)
8.	0:45	12/14/1957 vs. Lehigh (W, 16-3)
9.	0:51	3/10/1979 vs. Boston University (W, 7-4)
10.	0:52	1/9/1965 vs. Princeton (W, 7-3)

FASTEST THREE GOALS, GAME START

1.	2:29	2/28/1976 vs. Princeton (W, 8-2)
2.	3:28	11/23/1968 vs. Guelph (W, 13-0)
3.	3:47	3/2/1991 vs. Colgate (W, 8-1)
4.	3:52	11/24/1966 vs. McMaster (W, 14-2)
5.	4:30	2/22/1975 at Princeton (W, 9-5)
6.	4:33	12/5/1978 vs. St. Lawrence (W, 8-0)
7.	4:34	1/27/1968 at Yale (W, 19-1)
8.	5:03	12/18/1967 at Harvard (W, 9-0)
9.	5:09	1/13/1940 at St. Lawrence (W, 5-3)
10.	5:21	3/14/1969 vs. Michigan Tech (OTW, 4-3)

FASTEST FOUR GOALS

1.	0:54	2/4/2023 vs. Union (W, 10-1) — <i>first 3G were PPG</i>
2.	1:34	3/4/1961 vs. Penn (W, 13-1)
3.	1:35	1/21/1978 vs. Yale (W, 13-1)
4.	1:37	2/28/1976 vs. Princeton (W, 8-2)
5.	1:39	3/4/1961 vs. Penn (W, 13-1)
6.	1:43	11/25/1975 vs. uOttawa (W, 15-2)
7.	1:48	1/20/1968 at Penn (W, 18-1)
8.	2:01	11/25/1975 vs. uOttawa (W, 15-2)
9.	2:05	11/25/1975 vs. uOttawa (W, 15-2)
10.	2:06	12/3/1977 at Brown (L, 6-7)

FASTEST FIVE GOALS

1.	2:01	3/4/1961 vs. Penn (W, 13-1)
2.	2:29	11/25/1975 vs. uOttawa (W, 15-2)
3.	2:35	11/25/1975 vs. uOttawa (W, 15-2)
4.	3:04	1/21/1978 vs. Yale (W, 13-1)
5.	3:34	11/25/1975 vs. uOttawa (W, 15-2)
6.	3:35	2/4/2023 vs. Union (W, 10-1) — <i>first 4G were PPG</i>
7.	3:39	3/4/1961 vs. Penn (W, 13-1)
8.	3:42	1/27/1968 at Yale (W, 19-1)
9.	3:46	1/21/1978 at Yale (W, 19-1)
10.	3:56	1/27/1968 vs. Yale (W, 13-1)

MOST SAVES BY TEAM, GAME

1.	61	2/23/1959 vs. Harvard (L, 0-13) <i>John Detwiler (61 saves)</i>
	61	3/6/1982 at Yale (L, 2-5) <i>Brian Hayward (61 saves)</i>
3.	60	12/17/1958 vs. Yale (L, 1-12) <i>Pete Wheelwright (29 saves); John Detwiler (31 saves)</i>
	60	12/20/1962 vs. Clarkson (L, 3-8) <i>Laing Kennedy (60 saves)</i>
	60	1/3/1986 at British Columbia (W, 5-2) <i>Doug Dadswell (60 saves)</i>
	60	3/17/2013 at Quinnipiac (L, 2-3 — 2OT) <i>Andy Iles (60 saves)</i>
7.	59	3/26/2006 vs. Wisconsin (L, 0-1 — 3OT) <i>David McKee (59 saves)</i>
8.	58	1/10/1959 at Harvard (L, 0-18) <i>John Detwiler (58 saves)</i>
9.	57	3/14/1986 vs. Yale (W, 3-2 — 2OT) <i>Doug Dadswell (57 saves)</i>
	57	2/4/1961 at Harvard (L, 1-2) <i>Laing Kennedy (57 saves)</i>

CORNELL RECORD BOOK

POINTS IN SEASON, PLAYER

1.	83	Lance Nethery	1977-78
2.	78	Lance Nethery	1976-77
3.	74	Brian Cornell	1968-69
4.	71	Doug Ferguson	1965-66
5.	69	Carlo Ugolini	1972-73
6.	68	James Vaughan	1975-76
7.	66	Doug Derrauagh	1990-91
8.	65	Lance Nethery	1978-79
9.	63	Larry Fullan	1971-72
	63	Doug Marrett	1972-73
	63	David Peace	1974-75

GOALS SCORED IN SEASON, PLAYER

1.	37	Doug Ferguson	1965-66
2.	34	Doug Marrett	1972-73
3.	32	Lance Nethery	1976-77
4.	31	James Vaughan	1975-76
	31	Brock Tredway	1978-79
6.	30	Doug Derrauagh	1990-91
7.	29	Brian Cornell	1967-68
	29	Mark Trivett	1976-77
	29	Roy Kerling	1977-78
	29	Brock Tredway	1980-81

ASSISTS IN SEASON, PLAYER

1.	60	Lance Nethery	1977-78
2.	52	Brian Cornell	1968-69
3.	47	Lance Nethery	1978-79
4.	46	Lance Nethery	1976-77
5.	44	Carlo Ugolini	1972-73
6.	43	Larry Fullan	1971-72
7.	41	Brian Campbell	1974-75
8.	40	Peter Tufford	1968-69
9.	39	Michael Doran	1965-66
	39	Steve Bajinski	1974-75

SAVES IN SEASON, PLAYER

1.	967	Doug Dadswell	1985-86
2.	906	Mitch Gillam	2015-16
3.	898	Andy Iles	2012-13
4.	894	Ben Scrivens	2009-10
5.	883	Ben Scrivens	2007-08
6.	870	Andy Iles	2011-12
7.	857	Doug Dadswell	1984-85
8.	856	Jason Elliott	1997-98
9.	843	Mitch Gillam	2016-17
10.	836	Dave Elenbaas	1972-73

GOALS-AGAINST AVERAGE, SEASON

1.	1.20	Dave LeNeveu	2002-03
2.	1.24	David McKee	2004-05
3.	1.48	Ken Dryden	1966-67
4.	1.51	Matthew Galajda	2017-18
5.	1.52	Ken Dryden	1967-68
6.	1.56	Matthew Galajda	2019-20
7.	1.69	Ian Shane	2023-24
8.	1.72	Ian Shane	2022-23
9.	1.74	Ben Scrivens	2008-09
10.	1.81	Ken Dryden	1968-69

SHUTOUTS, SEASON

1.	10	David McKee	2004-05
2.	9	Dave LeNeveu	2002-03
3.	9	Matthew Galajda	2017-18
4.	7	Ben Scrivens	2008-09
5.	7	Ben Scrivens	2009-10
6.	7	Mitch Gillam	2015-16
7.	6	Ken Dryden	1967-68
8.	6	Andy Iles	2011-12
9.	5	Five times, Last: Ian Shane (2022-23)	

POINTS IN SEASON, TEAM

1.	530	1976-77	# of players with points:	20
2.	522	1977-78	# of players with points:	22
3.	502	1968-69	# of players with points:	18
4.	480	1967-68	# of players with points:	18
	474	1975-76	# of players with points:	26
6.	465	1971-72	# of players with points:	19
	465	1969-70	# of players with points:	17
8.	433	1978-79	# of players with points:	23
9.	430	1972-73	# of players with points:	19
10.	427	1974-75	# of players with points:	20

GOALS SCORED IN SEASON, TEAM

1.	204	1976-77	# of players with goals:	20
2.	195	1977-78	# of players with goals:	21
3.	190	1968-69	# of players with goals:	16
4.	187	1967-68	# of players with goals:	17
5.	179	1969-70	# of players with goals:	17
6.	176	1971-72	# of players with goals:	16
7.	174	1975-76	# of players with goals:	18
8.	166	1978-79	# of players with goals:	20
9.	164	1966-67	# of players with goals:	14
10.	159	1970-71	# of players with goals:	19

ASSISTS IN SEASON, TEAM

1.	327	1977-78	# of players with assists:	20
	326	1976-77	# of players with assists:	20
3.	312	1968-69	# of players with assists:	18
4.	300	1975-76	# of players with assists:	25
5.	293	1967-68	# of players with assists:	18
6.	289	1971-72	# of players with assists:	19
	286	1969-70	# of players with assists:	17
8.	274	1972-73	# of players with assists:	18
	270	1974-75	# of players with assists:	20
	267	1978-79	# of players with assists:	22

SAVES IN SEASON, TEAM

1.	1030	1985-86	Games: 32	SV/game: 32.19
2.	1026	1980-81	Games: 31	SV/game: 33.10
3.	1004	1997-98	Games: 33	SV/game: 30.42
4.	978	1996-97	Games: 35	SV/game: 27.94
5.	951	1979-80	Games: 31	SV/game: 30.68
6.	949	2010-11	Games: 34	SV/game: 27.91
7.	948	2007-08	Games: 36	SV/game: 26.33
8.	938	1993-94	Games: 30	SV/game: 31.27
9.	936	2015-16	Games: 34	SV/game: 27.53
10.	931	1984-85	Games: 30	SV/game: 31.03

GOALS-AGAINST AVERAGE, SEASON

1.	1.24	2004-05	GA: 44	Minutes: 2134:19
2.	1.26	2002-03	GA: 46	Minutes: 2187:32
3.	1.48	1967-68	GA: 43	Minutes: 1740:00
4.	1.52	2017-18	GA: 50	Minutes: 1978:38
5.	1.54	2019-20	GA: 45	Minutes: 1750:43
6.	1.59	1966-67	GA: 46	Minutes: 1740:00
7.	1.68	2001-02	GA: 61	Minutes: 2176:41
8.	1.80	2023-24	GA: 64	Minutes: 2135:41
9.	1.82	2003-04	GA: 59	Minutes: 1942:47
10.	1.84	2009-10	GA: 63	Minutes: 2049:53

SHUTOUTS, SEASON

1.	10	2004-05
	10	2017-18
3.	9	2002-03
4.	7	2008-09
	7	2009-10
	7	2015-16
	6	1967-68
8.	6	2011-12
9.	5	Eight times, Last: 2022-23

CAREER POINTS

1.	271	Lance Nethery	1975-79
2.	207	Brock Tredway	1977-81
3.	200	Roy Kerling	1977-78, 1979-82
4.	187	Doug Ferguson	1964-67
5.	177	Duanne Moeser	1982-86
6.	165	Larry Fullan	1969-72
7.	160	Peter Tufford	1966-69
8.	159	Gary Cullen	1981-85
9.	154	James Vaughan	1974-77
10.	153	Doug Derrauagh	1987-91

CAREER GOALS SCORED

1.	113	Brock Tredway	1977-81
2.	93	Roy Kerling	1977-78, 1979-82
3.	91	Doug Ferguson	1964-67
	91	Lance Nethery	1975-79
5.	81	Duanne Moeser	1982-86
6.	73	Joe Nieuwendyk	1984-87
7.	71	James Vaughan	1974-77
	71	Matt Moulson	2002-06
9.	68	John Hughes	1967-70
	68	Peter Tufford	1966-69
	68	Trent Andison	1987-91

CAREER ASSISTS

1.	180	Lance Nethery	1975-79
2.	108	Larry Fullan	1969-72
3.	107	Roy Kerling	1977-78, 1979-82
4.	105	Gary Cullen	1981-85
5.	96	Doug Ferguson	1964-67
	96	Duanne Moeser	1982-86
7.	95	Brian Cornell	1966-69
8.	94	Brock Tredway	1977-81
9.	93	Kyle Knopp	1995-99
10.	92	Brian Campbell	1973-76
	92	Peter Tufford	1966-69

CAREER SAVES

1.	2988	Andy Iles	2010-14
2.	2824	Ben Scrivens	2006-10
3.	2462	Jason Elliott	1994-98
4.	2403	Mitch Gillam	2013-17
5.	2228	Corrie D'Alessio	1987-91
	2225	Brian Hayward	1978-82
7.	2208	David McKee	2003-06
8.	2143	Darren Eliot	1979-83
9.	2052	Matt Underhill	1998-02
10.	1987	Ken Dryden	1966-69

CAREER GOALS-AGAINST AVERAGE

1.	1.29	Dave LeNeveu	2001-03
2.	1.60	Ken Dryden	1966-69
3.	1.64	Matthew Galajda	2017-20
4.	1.71	Ian Shane	2021-Pres.
5.	1.72	David McKee	2003-06
6.	1.91	Ben Scrivens	2006-10
7.	2.13	Brian Cropper	1968-71
8.	2.15	Mitch Gillam	2013-17
9.	2.26	Andy Iles	2010-14
10.	2.32	Matt Underhill	1998-02

CAREER SHUTOUTS

1.	19	Matthew Galajda	2017-20
	19	Ben Scrivens	2006-10
3.	18	David McKee	2003-06
4.	13	Ken Dryden	1966-69
5.	11	Dave LeNeveu	2001-03
	11	Ian Shane	2021-Pres.
	11	Mitch Gillam	2013-17
8.	10	Laing Kennedy	1960-63
9.	9	Andy Iles	2010-14
10.	7	Brian Cropper	1968-71
	7	Errol McKibbin	1963-66

2024-25 OVERALL STATISTICS

Overall3-0-1

Home3-0-1

Away0-0-0

Neutral0-0-0

ECAC Hockey1-0-1

#	PLAYER	GP	G	A	PTS	SH	SH%	+/-	PN-MIN	MIN	MAJ	OTH	PPG	SHG	FG	GWG	GTG	OTG	HT	PN	UA	BLK	SHOOTOUTS			
																							G	ATT	PCT	
14	Ryan Walsh	4	2	3	5	11	.182	+5	2-4	2	0	0	0	0	0	0	0	0	0	0	0	0	3	0	1	.000
17	Dalton Bancroft	4	3	1	4	14	.214	+5	2-4	2	0	0	0	0	1	1	0	0	0	0	0	0	2	0	1	.000
10	Jake Kraft	4	1	2	3	15	.067	+5	0-0	0	0	0	0	0	1	0	0	0	0	0	0	0	0	0	0	—
38	Jonathan Castagna	4	0	3	3	4	.000	+2	2-4	2	0	0	0	0	0	0	0	0	0	0	0	0	1	0	0	—
9	Jack O'Leary	4	2	0	2	4	.500	+3	0-0	0	0	0	0	0	0	0	1	0	0	0	0	0	1	0	0	—
12	Tim Rego	4	1	1	2	2	.500	+1	0-0	0	0	0	0	0	0	1	0	0	0	0	0	0	6	0	0	—
15	Tyler Catalano	4	1	1	2	9	.111	+2	3-6	3	0	0	0	0	0	1	0	0	0	0	0	0	1	0	0	—
19	Sullivan Mack	4	1	1	2	6	.167	+1	0-0	0	0	0	0	0	0	0	0	0	0	0	0	0	4	0	0	—
4	Hank Kempf	4	0	2	2	7	.000	+6	0-0	0	0	0	0	0	0	0	0	0	0	0	0	0	7	0	0	—
21	Ben Robertson	4	0	2	2	2	.000	+5	1-2	1	0	0	0	0	0	0	0	0	0	0	0	0	5	0	0	—
27	Michael Suda	4	0	2	2	6	.000	0	0-0	0	0	0	0	0	0	0	0	0	0	0	0	0	3	0	0	—
22	Kyle Penney	4	1	0	1	10	.100	+2	0-0	0	0	0	0	0	0	0	0	0	0	0	0	0	1	0	0	—
24	Nicholas Wolfenberg	4	1	0	1	4	.250	+3	0-0	0	0	0	0	0	0	0	0	0	0	0	0	0	1	0	0	—
28	Nick DeSantis	4	1	0	1	5	.200	0	0-0	0	0	0	0	0	1	0	0	0	0	0	0	1	1	0	0	—
5	Hoyt Stanley	4	0	1	1	3	.000	+2	3-6	3	0	0	0	0	0	0	0	0	0	0	0	0	12	0	0	—
16	Charlie Major	4	0	1	1	6	.000	+1	1-2	1	0	0	0	0	0	0	0	0	0	0	0	0	2	0	1	.000
18	Kyler Kovich	4	0	1	1	2	.000	+1	0-0	0	0	0	0	0	0	0	0	0	0	0	0	0	0	0	0	—
3	Jack O'Brien	2	0	0	0	1	.000	+1	0-0	0	0	0	0	0	0	0	0	0	0	0	0	0	1	0	0	—
11	Sean Donaldson	2	0	0	0	1	.000	0	2-4	2	0	0	0	0	0	0	0	0	0	0	0	0	0	0	0	—
26	Ondrej Psenicka	2	0	0	0	1	.000	0	0-0	0	0	0	0	0	0	0	0	0	0	0	0	0	0	0	0	—
30	Ian Shane	4	0	0	0	0	.000	0	0-0	0	0	0	0	0	0	0	0	0	0	0	0	0	0	0	0	—
TEAM									0-0																	
TOTALS		4	14	21	35	113	.124	+45	22-44	22	0	0	0	0	3	3	1	0	0	0	0	1	51	0	3	.000
OPPONENTS		4	7	11	18	81	.086	-48	16-32	16	0	0	2	0	1	0	0	0	0	0	0	1	34	1	2	.500

#	PLAYER	GP-GS	MIN	GA	GAA	SV	SV%	W	L	T	SHO	PPG	SHG	ENG
30	Ian Shane	4-4	245:00	7	1.71	74	.914	3	0	1	0	2	0	0
EMPTY NET			0:00	0	—	—	—	—	—	—	—	0	0	0
TOTALS		4	245:00	7	1.71	74	.914	3	0	1	0	2	0	0
OPPONENTS		4	245:00	14	3.43	99	.876	0	3	1	0	0	0	3

FACEOFFS

#	PLAYER	W	L	PCT
9	Jack O'Leary	1	0	1.000
14	Ryan Walsh	54	42	.563
22	Kyle Penney	10	8	.556
15	Tyler Catalano	17	16	.515
16	Charlie Major	8	8	.500
38	Jonathan Castagna	27	33	.450
18	Kyler Kovich	1	2	.333
17	Dalton Bancroft	1	3	.250
10	Jake Kraft	0	2	.000
19	Sullivan Mack	0	2	.000
28	Nick DeSantis	0	2	.000
12	Tim Rego	0	1	.000
TOTALS		119	119	.500
OPPONENTS		119	119	.500

POWER-PLAY SCORING

#	PLAYER	G	A	PTS	SH	SH%
---	--------	---	---	-----	----	-----

SHORT-HANDED SCORING

#	PLAYER	G	A	PTS	SH	SH%
---	--------	---	---	-----	----	-----

PERIOD-BY-PERIOD STATS

GOALS	1ST	2ND	3RD	OT	TOTAL
Cornell	5	3	6	0	14
Opponents	3	4	0	0	7
Difference	+2	-1	+6	0	+7
SHOTS	1ST	2ND	3RD	OT	TOTAL
Cornell	29	35	44	5	113
Opponents	22	36	22	1	81
Difference	+7	-1	+22	+6	+32
SAVES	1ST	2ND	3RD	OT	TOTAL
Cornell	19	32	22	1	74
Opponents	24	32	38	5	99
Difference	-5	0	-16	-4	-25

2024-25 ECAC HOCKEY STATISTICS

Overall3-0-1

Home3-0-1

Away0-0-0

Neutral0-0-0

ECAC Hockey1-0-1

#	PLAYER	GP	G	A	PTS	SH	SH%	+/-	PN-MIN	MIN	MAJ	OTH	PPG	SHG	FG	GWG	GTG	OTG	HT	PN	UA	BLK	SHOOTOUTS		
																							G	ATT	PCT
17	Dalton Bancroft	2	3	1	4	9	.333	+4	0-0	0	0	0	0	0	1	1	0	0	0	0	0	3	0	1	.000
14	Ryan Walsh	2	1	1	2	6	.167	+3	0-0	0	0	0	0	0	0	0	0	0	0	0	0	2	0	1	.000
9	Jack O'Leary	2	1	0	1	2	.500	0	0-0	0	0	0	0	0	0	0	1	0	0	0	0	0	0	0	—
4	Hank Kempf	2	0	1	1	4	.000	+3	0-0	0	0	0	0	0	0	0	0	0	0	0	0	1	0	0	—
10	Jake Kraft	2	0	1	1	6	.000	+2	0-0	0	0	0	0	0	0	0	0	0	0	0	0	1	0	0	—
18	Kyler Kovich	2	0	1	1	2	.000	+1	0-0	0	0	0	0	0	0	0	0	0	0	0	0	6	0	0	—
21	Ben Robertson	2	0	1	1	1	.000	+2	1-2	1	0	0	0	0	0	0	0	0	0	0	0	1	0	0	—
27	Michael Suda	2	0	1	1	4	.000	+1	0-0	0	0	0	0	0	0	0	0	0	0	0	0	4	0	0	—
38	Jonathan Castagna	2	0	1	1	3	.000	0	1-2	1	0	0	0	0	0	0	0	0	0	0	0	7	0	0	—
5	Hoyt Stanley	2	0	0	0	3	.000	+1	1-2	1	0	0	0	0	0	0	0	0	0	0	0	5	0	0	—
11	Sean Donaldson	2	0	0	0	1	.000	0	2-4	2	0	0	0	0	0	0	0	0	0	0	0	3	0	0	—
12	Tim Rego	2	0	0	0	1	.000	-1	0-0	0	0	0	0	0	0	0	0	0	0	0	0	1	0	0	—
15	Tyler Catalano	2	0	0	0	6	.000	+1	1-2	1	0	0	0	0	0	0	0	0	0	0	0	1	0	0	—
16	Charlie Major	2	0	0	0	3	.000	+1	0-0	0	0	0	0	0	0	0	0	0	0	0	1	1	0	0	—
19	Sullivan Mack	2	0	0	0	4	.000	0	0-0	0	0	0	0	0	0	0	0	0	0	0	0	12	0	0	—
22	Kyle Penney	2	0	0	0	3	.000	+1	0-0	0	0	0	0	0	0	0	0	0	0	0	0	2	0	1	.000
24	Nicholas Wolfenberg	2	0	0	0	2	.000	+1	0-0	0	0	0	0	0	0	0	0	0	0	0	0	0	0	0	—
28	Nick DeSantis	2	0	0	0	4	.000	0	0-0	0	0	0	0	0	0	0	0	0	0	0	0	1	0	0	—
30	Ian Shane	2	0	0	0	0	.000	0	0-0	0	0	0	0	0	0	0	0	0	0	0	0	0	0	0	—
TEAM									0-0																
TOTALS		2	5	8	13	64	.078	+20	11-22	11	0	0	0	0	1	1	1	0	0	0	1	26	0	3	.000
OPPONENTS		2	3	6	9	29	.103	-21	6-12	6	0	0	2	0	1	0	0	0	0	0	0	22	1	2	.500

#	PLAYER	GP-GS	MIN	GA	GAA	SV	SV%	W	L	T	SHO	PPG	SHG	ENG
30	Ian Shane	2-2	125:00	3	1.44	26	.897	1	0	1	0	2	0	0
EMPTY NET			0:00	0	—	—	—	—	—	—	—	0	0	0
TOTALS		2	125:00	3	1.44	26	.897	1	0	1	0	2	0	0
OPPONENTS		2	125:00	6	2.88	59	.908	0	1	1	0	0	0	1

FACEOFFS

#	PLAYER	W	L	PCT
9	Jack O'Leary	1	0	1.000
22	Kyle Penney	9	4	.692
14	Ryan Walsh	30	23	.566
15	Tyler Catalano	5	5	.500
38	Jonathan Castagna	14	17	.452
16	Charlie Major	2	3	.400
17	Dalton Bancroft	0	2	.000
10	Jake Kraft	0	1	.000
12	Tim Rego	0	1	.000
28	Nick DeSantis	0	1	.000
TOTALS		61	57	.517
OPPONENTS		57	61	.483

POWER-PLAY SCORING

#	PLAYER	G	A	PTS	SH	SH%
---	--------	---	---	-----	----	-----

SHORT-HANDED SCORING

#	PLAYER	G	A	PTS	SH	SH%
---	--------	---	---	-----	----	-----

PERIOD-BY-PERIOD STATS

GOALS	1ST	2ND	3RD	OT	TOTAL
Cornell	1	2	2	0	5
Opponents	2	1	0	0	3
Difference	-1	+1	+2	0	+2
SHOTS	1ST	2ND	3RD	OT	TOTAL
Cornell	12	21	26	5	64
Opponents	12	11	5	1	29
Difference	0	+10	+21	+4	+35
SAVES	1ST	2ND	3RD	OT	TOTAL
Cornell	10	10	5	1	26
Opponents	11	19	24	5	59
Difference	-1	-9	-19	-4	-33

2024-25 PERIOD-BY-PERIOD COMPARISONS

DATE		OPPONENT		GOALS																SHOTS															
				TOTAL			CU BY PERIOD				OPP BY PERIOD				+/- BY PERIOD				TOTAL			CU BY PERIOD				OPP BY PERIOD				+/- BY PERIOD					
				CU	OPP	+/-	1	2	3	OT	1	2	3	OT	1	2	3	OT	CU	OPP	+/-	1	2	3	OT	1	2	3	OT	1	2	3	OT		
11/1	North Dakota	4	1	+3	3	0	1	—	1	0	0	—	+2	0	+1	—	21	24	-3	6	10	5	—	5	10	9	—	+1	0	-4	—				
11/2	North Dakota	5	3	+2	1	1	3	—	0	3	0	—	+1	-2	+3	—	28	28	0	11	4	13	—	5	15	8	—	+6	-11	+5	—				
11/8	Yale	2	2	0	1	1	0	0	1	1	0	0	0	0	0	0	33	10	+23	5	10	13	5	3	6	0	1	+2	+4	+13	+4				
11/9	Brown	3	1	+2	0	1	2	—	1	0	0	—	-1	+1	+2	—	31	19	+12	7	11	13	—	9	5	5	—	-2	+6	+8	—				
11/15	at Dartmouth																																		
11/16	at Harvard																																		
11/22	Quinnipiac																																		
11/23	Princeton																																		
11/30	vs. Quinnipiac																																		
12/6	Colgate																																		
12/7	at Colgate																																		
1/3	vs. UMass																																		
1/4	vs. RMU/ASU																																		
1/10	at Sacred Heart																																		
1/11	at Sacred Heart																																		
1/17	at Princeton																																		
1/18	at Quinnipiac																																		
1/24	Harvard																																		
1/25	Dartmouth																																		
1/31	at St. Lawrence																																		
2/1	at Clarkson																																		
2/7	RPI																																		
2/8	Union																																		
2/14	at Brown																																		
2/15	at Yale																																		
2/21	Clarkson																																		
2/22	St. Lawrence																																		
2/28	at Union																																		
3/1	at RPI																																		

2024-25 GAME-BY-GAME SCORING BREAKDOWN

Date	Opponent	2 Steele	3 O'Brien	4 Kempf	5 Stanley	6 Fegaras	7 Rayhill	8 Devlin	9 O'Leary	10 Kraft	11 Donaldson	12 Rego	13 Mosko	14 Walsh	15 Catalano
11/1	North Dakota	DND	0-0—0	0-0—0	0-1—1	DND	DND	DND	0-0—0	0-0—0	DND	0-0—0	DND	0-0—0	1-0—1
11/2	North Dakota	DND	0-0—0	0-1—1	0-0—0	DND	DND	DND	1-0—1	1-1—2	DND	1-1—2	DND	1-2—3	0-1—1
11/8	Yale	DND	DNP	0-1—1	0-0—0	DND	DND	DND	1-0—1	0-1—1	0-0—0	0-0—0	DND	0-1—1	0-0—0
11/9	Brown	DND	DNP	0-0—0	0-0—0	DND	DND	DND	0-0—0	0-0—0	0-0—0	0-0—0	DND	1-0—1	0-0—0

Date	Opponent	16 Major	17 Bancroft	18 Kovich	19 Mack	21 Robertson	22 Penney	23 Wallace	24 Wolfenberg	26 Psenicka	27 Suda	28 DeSantis	29 Murray	38 Castagna
11/1	North Dakota	0-0—0	0-0—0	0-0—0	1-1—2	0-1—1	0-0—0	DND	1-0—1	0-0—0	0-0—0	1-0—1	DND	0-2—2
11/2	North Dakota	0-1—1	0-0—0	0-0—0	0-0—0	0-0—0	1-0—1	DND	0-0—0	0-0—0	0-1—1	0-0—0	DND	0-0—0
11/8	Yale	0-0—0	1-0—1	0-0—0	0-0—0	0-0—0	0-0—0	DND	0-0—0	DND	0-0—0	0-0—0	DND	0-1—1
11/9	Brown	0-0—0	2-1—3	0-1—1	0-0—0	0-1—1	0-0—0	DND	0-0—0	DND	0-1—1	0-0—0	DND	0-0—0

NOTE: SHADED DENOTES MULTI-GAME POINT STREAK

ACTIVE GOAL STREAKS	ACTIVE ASSIST STREAKS	ACTIVE POINT STREAKS
Dalton Bancroft (2 games / 3-1—4)	None	Ryan Walsh (3 games / 2-3—5)
		Dalton Bancroft (2 games / 3-1—4)

2024-25 SPECIAL TEAMS GAME-BY-GAME BREAKDOWN

Key:

○ 5-on-4 killed; ● 5-on-4 goal; □ 4-on-3 killed; ■ 4-on-3 goal; ◎ 5-on-4 major penalty killed; ⦿ 5-on-4 major penalty goal; ▣ 4-on-3 major penalty goal;
 ② 5-on-3 killed; ② 5-on-3 goal; ◇ 4-on-3 then 5-on-4 killed; ◆ 5-on-4 goal after 4-on-3 killed; Ⓢ shorthanded goal; ▤ 4-on-3 major penalty killed

Date	Opponent	1st Per. PPs	2nd Per. PPs	3rd Per. PPs	OT PPs	1st Per. PKs	2nd Per. PKs	3rd Per. PKs	OT PKs
11/1	North Dakota		○	○			○	○	
11/2	North Dakota	○○○	○	○			○○○	○○	
11/8	Yale		○			●	② ○		
11/9	Brown	○	○	○○		○	○		
11/15	at Dartmouth								
11/16	at Harvard								
11/22	Quinnipiac								
11/23	Princeton								
11/30	vs. Quinnipiac								
12/6	Colgate								
12/7	at Colgate								
1/3	vs. UMass								
1/4	vs. RMU/ASU								
1/10	at Sacred Heart								
1/11	at Sacred Heart								
1/17	at Princeton								
1/18	at Quinnipiac								
1/24	Harvard								
1/25	Dartmouth								
1/31	at St. Lawrence								
2/1	at Clarkson								
2/7	RPI								
2/8	Union								
2/14	at Brown								
2/15	at Yale								
2/21	Clarkson								
2/22	St. Lawrence								
2/28	at Union								
3/1	at RPI								

2024-25 SPECIAL TEAMS BREAKDOWN

Last Friday vs. Yale					Last Saturday vs. Brown				2024-25 Totals			
Cornell PP	PPG	Opp.	Opp. Goals	PP Time	PPG	Opp.	Opp. Goals	PP Time	PPG/Opp.	Opp. Goals	Time	PP%
5-on-4	0	1	0	2:00	0	4	0	8:00	0/12	0	24:00	0.0%
5-on-3	—	—	—	—	—	—	—	—	0/0	0	0:00	0.0%
4-on-3	—	—	—	—	—	—	—	—	0/0	0	0:00	0.0%
Cornell PK	PPG	Opp.	CU Goals	PK Time	PPG	Opp.	CU Goals	PK Time	PPG/Opp.	CU Goals	Time	PK%
5-on-4	1	3	0	2:18	0	2	0	4:00	1/12	0	20:18	91.7%
5-on-3	1	1	0	0:59	—	—	—	—	1/1	0	0:59	0.0%
4-on-3	—	—	—	—	—	—	—	—	0/0	0	0:00	0.0%
Even Strength	CU Goals	Chances	Opp. Goals	Time	CU Goals	Chances	Opp. Goals	Time	CU Goals	Chances	Opp Goals	Time
4-on-4	0	1	0	2:00	—	—	—	—	0	2	0	4:00
3-on-3	—	—	—	—	—	—	—	—	0	0	0	0:00
COR Pulled Goalie	CU Goals	Chances	Opp. Goals	Time	CU Goals	Chances	Opp. Goals	Time	CU Goals	Chances	Opp Goals	Time
6-on-5	—	—	—	—	—	—	—	—	0	0	0	0:00
6-on-4	—	—	—	—	—	—	—	—	0	0	0	0:00
6-on-3	—	—	—	—	—	—	—	—	0	0	0	0:00
OPP Pulled Goalie	CU Goals	Chances	Opp. Goals	Time	CU Goals	Chances	Opp. Goals	Time	CU Goals	Chances	Opp Goals	Time
6-on-5	—	—	—	—	1	2	0	0:36	3	5	0	5:11
6-on-4	—	—	—	—	—	—	—	—	0	0	0	0:00
6-on-3	—	—	—	—	—	—	—	—	0	0	0	0:00

Pulled Goalie situations does not include delayed penalty scenarios

Assessed penalty while on power play: Cornell 0, Opponents 0

GAME NUMBERS FOR HOME, ROAD, AND NEUTRAL SITES ARE BASED UPON THOSE TYPES OF GAMES

SCORING		OVERTIMES AND SHOOTOUTS	
Cornell Hat Trick at Home (13 games)	1/19/24 vs. Princeton (Jonathan Castagna)	Won Home Game in Overtime (12 games)	1/20/24 vs. Quinnipiac (Dalton Bancroft)
Cornell Hat Trick on Road (39 games)	12/3/21 at St. Lawrence (Matt Stienburg)	Won Road Game in Overtime (7 games)	1/12/24 at Arizona State (Ben Robertson)
Cornell Hat Trick at Neutral Site (10 games)	11/26/22 vs. UConn (Dalton Bancroft)	Won Neutral Site Game in Overtime (30 games)	12/28/15 vs. Providence (Jeff Kubiak)
Opponent Hat Trick at Home (387 games)	3/5/99 vs. St. Lawrence (John Poapst)	Lost Home Game in Overtime (31 games)	12/2/22 vs. Harvard (Sean Farrell)
Opponent Hat Trick on Road (91 games)	11/5/16 at Harvard (Lewis Zerter-Gossage)	Lost Road Game in Overtime (1 game)	2/23/24 at Clarkson (Mathieu Gosselin)
Opponent Hat Trick at Neutral Site (62 games)	3/21/09 vs. Yale (Sean Backman)	Lost Neutral Site Game in Overtime (9 games)	3/17/23 vs. Harvard (Alex Laferriere)
Two Hat Tricks in Game (981 games)	2/26/94 vs. Yale (Jake Karam & Vincent Auger)	Won Shootout at Home (8 games)	2/17/24 vs. Yale
Three Hat Tricks in Game (2,126 games)	1/4/1911 vs. Western Reserve (5, Edmund 'Stubby' Wagner; 3, Frank Crasswaller; 3, Jefferson Vincent)	Won Shootout on Road (0 games)	2/24/24 at St. Lawrence
Defenseman Scored Hat Trick (1,325 games)	2/20/82 vs. Maine (Joe Gallant)	Won Shootout at Neutral Site (5 games)	12/29/23 vs. UMass
Hat Trick in Consecutive Games (1,076 games)	Doug Derrrough 1/22/91 at Colgate; 1/26/91 at Dartmouth	Lost Shootout at Home (1 game)	11/8/24 vs. Yale
Hat Trick in 3+ Straight Games (1,451 games)	Brock Tredway 1/21/78 vs. Yale; 1/25/78 vs. Princeton; 1/28/78 vs. Penn	Lost Shootout on Road (4 games)	1/27/24 at Dartmouth
Scored 4+ Goals in a Game (99 games)	11/13/21 vs. RPI (Max Andreev — 4 goals)	Lost Shootout at Neutral Site (4 games)	12/30/23 vs. Arizona State
Scored 5+ Goals in a Game (1,819 games)	1/13/65 vs. Hamilton (Doug Ferguson — 6 goals)	TEAM SCORING	
Two Multi-Goal Scorers in Game (23 games)	1/19/24 vs. Princeton (3, Jonathan Castagna; 2, Nick DeSantis)	Scored 10+ Goals at Home (24 games)	2/4/23 vs. Union (W, 10-1)
Three Multi-Goal Scorers in Game (50 games)	2/4/23 vs. Union (2, Dalton Bancroft; 2, Nick DeSantis; 2, Sam Malinski)	Scored 10+ Goals on Road (459 games)	2/18/89 at Brown (W, 10-3)
SCORING MARGINS		Scored 10+ Goals at Neutral Site (160 games)	1/4/85 vs. McGill (T, 10-10)
Cornell Shutout at Home (9 games)	2/16/24 vs. Brown (Ian Shane, 10 saves)	Allowed 10+ Goals at Home (553 games)	1/21/87 vs. Colgate (L, 4-10)
Cornell Shutout on Road (5 games)	1/26/24 at Harvard (Ian Shane, 17 saves)	Allowed 10+ Goals on Road (134 games)	3/16/13 at Quinnipiac (L, 0-10)
Cornell Shutout at Neutral Site (2 games)	3/23/23 vs. Denver (Ian Shane, 26 saves)	Allowed 10+ Goals at Neutral Site (129 games)	12/27/95 vs. Colorado College (L, 0-11)
Opponent Shutout at Home (21 games)	2/18/23 vs. St. Lawrence (Emil Zetterquist, 28 saves)	5-Goal Period at Home (24 games)	2/4/23 vs. Union (6 goals — 1st period)
Opponent Shutout on Road (23 games)	11/5/22 at Quinnipiac (Yaniv Perets, 9 saves)	5-Goal Period on Road (274 games)	11/15/02 at Vermont (5 goals — 1st period)
Opponent Shutout at Neutral Site (9 games)	3/17/23 vs. Harvard (Mitchell Gibson, 15 saves)	5-Goal Period at Neutral Site (3 games)	3/22/24 vs. Dartmouth (5 goals — 3rd period)
Consecutive Shutouts (76 games)	2/25/22 at Quinnipiac (Ian Shane, 42 saves) 2/26/22 at Princeton (Ian Shane, 23 saves)	Two Goals in Under One Minute (0 games)	11/9/24 vs. Brown (0:17)
Three Straight Shutouts (106 games)	2/21/20 at Yale (Matthew Galajda, 17 saves) 2/22/20 at Brown (Matthew Galajda, 19 saves) 2/28/20 vs. St. Lawrence (Matthew Galajda, 26 saves)	Three Goals in Under Three Minutes (49 games)	2/10/23 vs. Colgate (2:20)
Four Straight Shutouts (2,145 games)	2/9/1907 vs. Rochester (George Adler) 2/16/1907 at Army (George Adler) 1/18/1908 at Army (George Adler) 1/28/1908 vs. Rochester (Curtis Yohe) 1/31/1908 at RPI (George Adler) 2/8/1908 vs. Cascadilla (George Adler)	Four Goals in Under Four Minutes (50 games)	2/4/23 vs. Union (0:54 & 3:04)
Shutout in Consecutive Games (290 games)	12/28/14 vs. Lake Superior (Gordon Defiel, 39 saves) 12/29/14 vs. Miami (Ohio) (Jay Williams, 15 saves)	Five Goals in Under Five Minutes (50 games)	2/4/23 vs. Union (3:35)
Shutout in Three Straight Games (1,917 games)	2/6/60 vs. Princeton (Clifford Michel, 14 saves) 2/12/60 at Dartmouth (Tom Wahman, 15 saves) 2/13/60 at Brown (Roderick McGarry, 26 saves)	SPECIAL TEAMS SCORING	
Won 1-0 Game at Home (30 games)	12/3/22 vs. Dartmouth (Travis Mitchell)	Scored 3+ Power-Play Goals (50 games)	2/4/23 vs. Union (6 goals)
Won 1-0 Game on Road (28 games)	2/25/22 at Quinnipiac (Jack Malone)	Scored 4+ Power-Play Goals (50 games)	2/4/23 vs. Union (6 goals)
Won 1-0 Game at Neutral Site (240 games)	12/30/67 vs. Toronto (Bob McGuinn — OT)	Scored 5+ Power-Play Goals (50 games)	2/4/23 vs. Union (6 goals)
Lost 1-0 Game at Home (21 games)	2/18/23 vs. St. Lawrence (Aleksi Peltonen)	Allowed 3+ Power-Play Goals (57 games)	1/7/23 at RPI (4 goals)
Lost 1-0 Game on Road (104 games)	1/15/16 at RPI (Chris Bradley)	Allowed 4+ Power-Play Goals (57 games)	1/7/23 at RPI (4 goals)
Lost 1-0 Game at Neutral Site (9 games)	3/17/23 vs. Harvard (Alex Laferriere — OT)	Allowed 5+ Power-Play Goals (577 games)	3/18/06 vs. Harvard (5 goals)
Won by 5+ Goals at Home (10 games)	2/3/24 vs. Clarkson (W, 7-2)	Scored SHG in Game (18 games)	2/3/24 vs. Clarkson (Sullivan Mack)
Won by 5+ Goals on Road (2 games)	2/10/24 at Union (W, 6-1)	Scored 2+ SHG in Game (388 games)	1/13/12 at Quinnipiac (Sean Collins & Joel Lowry)
Won by 5+ Goals at Neutral Site (10 games)	11/26/22 vs. UConn (W, 6-0)	Allowed SHG in Game (22 games)	1/20/24 vs. Quinnipiac (Zach Tupker)
Lost by 5+ Goals at Home (131 games)	3/7/15 vs. Union (L, 0-7)	Allowed 2+ SHG in Game (81 games)	2/11/22 at RPI (Jake Johnson & Jakob Lacka)
Lost by 5+ Goals on Road (46 games)	1/31/20 at Quinnipiac (L, 0-5)	Short-Handed Goal in OT (298 games)	11/14/14 vs. Clarkson (Eric Freschi)
Lost by 5+ Goals at Neutral Site (23 games)	3/25/17 vs. UMass Lowell (L, 0-5)	SHG in Consecutive Games (550 games)	2/9/07 at Union (Mitch Carefoot) 2/10/07 at RPI (Mark McCutcheon)
LEADS AND DEFICITS		EMPTY-NET GOALS	
Trailed by Two Goals and Won (7 games)	3/22/24 vs. Dartmouth (W, 6-3; trailed 3-1)	Empty-Net Goal at Home (0 games)	11/9/24 vs. Brown (Ryan Walsh)
Trailed by Three Goals and Won (823 games)	2/6/99 vs. Princeton (W, 8-4; trailed 3-0)	Empty-Net Goal on Road (2 games)	2/10/24 at Union (Ondrej Psenicka)
Trailed by Four Goals and Won (1,287 games)	12/10/83 vs. Harvard (W, 6-5; trailed 4-0)	Empty-Net Goal at Neutral Site (2 games)	3/23/24 vs. St. Lawrence (Jack O'Leary)
Trailed by Five Goals and Won (1,573 games)	12/28/73 vs. Colo. Coll. (W, 9-8; trailed 8-3)	Allowed Empty-Net Goal at Home (14 games)	12/2/23 vs. Colgate (Ryan McGuire)
Led by Two Goals and Lost (102 games)	11/5/21 vs. Harvard (L, 2-3; led 2-0)	Allowed Empty-Net Goal on Road (16 games)	1/28/23 at Harvard (Ryan Siedem)
Led by Three Goals and Lost (268 games)	11/7/15 vs. Quinnipiac (OTL, 4-5; led 3-0, 4-1)	Allowed Empty-Net Goal at Neutral Site (19 games)	11/24/18 vs. Harvard (Adam Fox)
Led by Four Goals and Lost (1,579 games)	3/16/73 vs. Wisconsin (OTL, 5-6; led 4-0)	Scored Multiple Empty-Net Goals (7 games)	3/22/24 vs. Dartmouth (2, Nick DeSantis)
PENALTIES		Allowed Multiple Empty-Net Goals (81 games)	2/11/22 at RPI (Jake Johnson & Jakub Lacka)
Did not commit a penalty (15 games)	2/16/24 vs. Brown (W, 3-0)	Scored Extra-Attacker Goal (12 games)	2/24/24 at St. Lawrence (2, Ondrej Psenicka)
Opponent did not commit a penalty (62 games)	12/2/22 vs. Harvard (OTL, 2-3)	Scored Two Extra-Attacker Goals (12 games)	2/24/24 at St. Lawrence (2, Ondrej Psenicka)
Neither team committed a penalty (158 games)	1/4/19 at Princeton (W, 3-2)	Allowed Extra-Attacker Goal (13 games)	2/23/24 at Clarkson (Mathieu Gosselin)
Neither team had a power-play opportunity (158 games)	1/4/19 at Princeton (W, 3-2)	Allowed Two Extra-Attacker Goals (94 games)	12/4/21 at Clarkson (Lukas Kaelble, Anthony Romano, Zach Tsekos)
<i>Bold denotes accomplished during 2024-25 season</i>		PENALTY SHOTS	
		Scored on Penalty Shot (28 games)	12/2/23 vs. Colgate (Sullivan Mack)
		Unsuccessful on Penalty Shot (40 games)	3/23/23 vs. Denver (Nick DeSantis)
		Allowed Goal on Penalty Shot (22 games)	1/20/24 vs. Quinnipiac (Alex Power)
		Stopped Shooter on Penalty Shot (90 games)	1/8/22 at North Dakota (Mark Senden)
		GOALTENDING FEATS	
		Scored a Goal (324 games)	11/26/13 vs. Niagara (Mitch Gillam)
		Recorded a Point (137 games)	3/22/19 vs. Brown (Matthew Galajda — assist)
		Made 30+ Saves (5 games)	3/28/24 vs. Maine (Ian Shane, 31 saves)
		Made 40+ Saves (77 games)	2/25/22 at Quinnipiac (Ian Shane, 42 saves)
		Made 50+ Saves (335 games)	3/17/13 at Quinnipiac (Andy Iles — 60 saves)
		Made 60+ Saves (335 games)	3/17/13 at Quinnipiac (Andy Iles — 60 saves)