

# CORNELL BIG RED

## 2024 WOMEN'S SOCCER MATCH NOTES

2 IVY LEAGUE CHAMPIONSHIPS | 4 ALL-AMERICANS | 23 FIRST TEAM ALL-IVY SELECTIONS

### 2024 SCHEDULE

#### AUGUST (0-0-2)

25	at Colgate	ESPN+	T, 1-1
29	BUFFALO	ESPN+	T, 1-1

#### SEPTEMBER (1-5-2)

1	SYRACUSE	ESPN+	W, 2-1
5	BOSTON COLLEGE	ESPN+	L, 2-3
8	at Lehigh	ESPN+	T, 0-0
12	at St. John's	FloFC	L, 1-4
15	VILLANOVA	ESPN+	T, 1-1
20	at Long Beach State		L, 0-1
22	at #19 Pepperdine	ESPN+	L, 0-3
28	PRINCETON*	ESPN+	L, 0-3

#### OCTOBER (1-0-0)

5	DARTMOUTH*	ESPN+	W, 1-0
9	at Columbia*	ESPN+	4:30 p.m.
13	at Harvard*	ESPN+	1 p.m.
19	YALE*	ESPN+	1 p.m.
26	at Brown*	ESPN+	4 p.m.

#### NOVEMBER

2	PENN*	ESPN+	1 p.m.
---	-------	-------	--------

All match times Eastern, subject to change

\* - Denotes Ivy League contest

Bold Red CAPS denotes home game

### CORNELL BIG RED

AT

### COLUMBIA LIONS

MATCH 12 | WED., OCT. 9 | 4:30 P.M. | NEW YORK, N.Y. | ROCCO B. COMMISSO STADIUM | CORNELL LEADS SERIES, 20-16-1

**2-5-4**  
OVERALL

**1-1-0**  
IVY LEAGUE

**TLLW**  
FORM

**Rob Ferguson**  
5TH SEASON AS HEAD COACH

**13-28-17 (.371)**  
5TH SEASON AT CORNELL

**4-3-3**  
OVERALL

**2-0-0**  
IVY LEAGUE

**WLWWW**  
FORM

**Tracey Bartholomew**  
25TH SEASON AS HEAD COACH

**78-52-28 (.582)**  
11TH SEASON AT COLUMBIA

### MATCH INFORMATION

#### TV / WEBCAST



Play-by-Play: Alex Oberweger

Analyst: Sal Rosamilia

Stats: cornellbigred.com

#### WEDNESDAY FORECAST

☁️ 63° ☀️ 6:25

Temperature: 66° high | 47° low

Forecast: Partly cloudy, 0% chance of rain

Winds: WNW 5-10 mph

### FIRST TOUCH

► The Cornell women's soccer team plays the first of two consecutive Ivy League matches on the road when it faces Columbia this afternoon with a 4:30 p.m. first touch from Rocco B. Commisso Stadium in New York City.

### LAST TIME OUT

► **ITHACA, N.Y. (OCT. 5, 2024)** — Making her first collegiate start, sophomore forward **SYDNEY ALLEN** took advantage of her opportunity in Cornell's starting lineup, helping the Big Red secure a 1-0 clean sheet against Dartmouth last Saturday at Berman Field.

► Allen broke open the scoreless contest in the 53rd minute with her second goal of the season. Both of Allen's goals have come at Berman Field and have served as game-winners for the Big Red.

► Junior midfielder **MARIANA KESSINGER** logged the lone assist on Allen's goal, which was a give-and-go inside Dartmouth's 18-yard box. Kessinger's assist was the second of her collegiate career and her first in nearly a full calendar year (Oct. 7, 2023, vs. Harvard).

► Senior goalkeeper **ERICA FOX** made a pair of saves to register her first clean sheet on the season for the Big Red, snapping its seven-match winless streak.

► Cornell employed an up-tempo, pressing attack on defense, which stifled Dartmouth's offense that entered the match averaging over two goals per match (2.20). The Big Red's continual pressure throughout the contest resulted in Dartmouth only managing six shot attempts, with just two on target.

### STARTING IVY PLAY STRONG

► With a victory this afternoon, Cornell will have won two of its first three Ivy League matches for the first time since going 2-0-1 over the first three conference matches during the 1995 campaign.

► Cornell has registered at least two wins over its first three Ivy League matches in a season on 10 occasions since the program was elevated to varsity status prior to the 1982 season, all of which occurred between 1986 and 1995.

### KNACK FOR THE NET

► Cornell has scored at least one goal in 40 of its 58 matches played under head coach **ROB FERGUSON**, dating back to the first season played under Ferguson in 2021.

► The 69.0 percent of contests with a goal ranks as the highest clip in Cornell program history, surpassing **RANDY MAY**, the program's first head coach. May saw his teams score in 67.7 percent of the 282 matches he coached (191 matches with a goal) during his 18-year tenure as head coach between 1982 and 1999.

► As of late, the Big Red has displayed its scoring prowess, scoring a goal in 13 of its last 17 contests, 23 of its previous 28 matches, and 26 of its latest 33 fixtures, dating back to the 2022 season.

### IVY LEAGUE OUTLOOK

TEAM	IVY LEAGUE			OVERALL		
	PTS	W-L-T	PCT	W-L-T	PCT	
Columbia	6	2-0-0	1.000	4-3-3	.550	
Princeton	6	2-0-0	1.000	7-3-0	.700	
Yale	4	1-0-1	.750	7-3-1	.682	
Brown	3	1-1-0	.500	4-3-3	.550	
Cornell	3	1-1-0	.500	2-5-4	.364	
Penn	1	0-1-1	.250	1-6-4	.273	
Dartmouth	0	0-2-0	.000	6-4-1	.591	
Harvard	0	0-2-0	.000	4-2-4	.600	

#### LAST WEEK'S RESULTS

Tuesday, Oct. 1

Princeton 3, Lafayette 0  
Yale 3, Boston University 0

#### Saturday, Oct. 5

Cornell 1, Dartmouth 0

Columbia 2, Harvard 1

Penn 2, Yale 2

Princeton 8, Brown 0

#### THIS WEEK'S SCHEDULE

Wednesday, Oct. 9

Cornell at Columbia, 4:30

Penn at Princeton, 6:00

Yale at Brown, 6:00

Harvard at Dartmouth, 7:00

#### Sunday, Oct. 13

Cornell at Harvard, 1:00

Dartmouth at Columbia, 1:00

Princeton at Yale, 1:00

Brown at Penn, 2:00

All match times are Eastern, subject to change



### MEDIA CONTACT

#### MARSHALL HAIM

Assistant Director of Athletic Communications

✉️ mh2348@cornell.edu

☎️ (716) 465-4945 (mobile)

### CORNELL RECORD BOOK

BEST 3-MATCH STARTS TO IVY LEAGUE PLAY  
Cornell Program History

SEASON	RECORD	PCT
1991, 1992, 1993	3-0-0	1.000
1986, 1987, 1995	2-0-1	.833
1988, 1989, 1990, 1994	2-1-0	.667

### CORNELL RECORD BOOK

HIGHEST PCT. OF MATCHES WITH A GOAL  
By Coach — Cornell Program History

COACH	YEAR(S)	GG	GP	PCT
► Rob Ferguson	2020-24	40	58	.690
Randy May	1982-99	191	282	.677
Berhane Anderberhan	2000-05	64	97	.660
Patrick Farmer	2012-16	51	82	.622
Gretchen Zigante	2006	10	17	.588
Danielle LaRoche	2007-11	37	77	.481
Dwight Hornibrook	2017-19	17	44	.386

# 2024 CORNELL WOMEN'S SOCCER ROSTER

#	NAME	POS	HT	YR	HOMETOWN	HIGH SCHOOL / PREVIOUS SCHOOL	CLUB TEAM
0	Erica Fox	GK	5-6	Sr.	San Marcos, Calif.	San Marcos HS	Albion SC San Diego
00	Natalie Medugno	GK	5-8	Jr.	Oceanside, N.Y.	Oceanside HS	Long Island SC
1	Naomi Glassberg	GK	5-6	So.	New Tripoli, Pa.	Northwestern Lehigh HS	FC Bucks
2	Brooke Brown	M	5-7	So.	Barrington, Ill.	Barrington HS	Eclipse Select
3	Lily Ellingson	D	5-4	Sr.	San Diego, Calif.	Torrey Pines HS	Albion SC San Diego
4	Jane Offit	D	5-7	Fr.	New York, N.Y.	Horace Mann School	Players Development Academy
5	Abigail Bishara	M	5-8	Jr.	Clarence Center, N.Y.	Clarence HS	WNY Flash
6	Isabel Chapman	D	5-8	So.	Ann Arbor, Mich.	Pioneer HS	Michigan Hawks
7	Izzy Scott	D	5-11	Jr.	Austin, Texas	Westlake HS	Lonestar SC
8	Amanda Polyniak	M/F	5-7	Fr.	River Vale, N.J.	Pascack Valley HS	World Class FC
9	Alanna Colbert	F	5-4	So.	Lexington, S.C.	River Bluff HS	South Carolina United FC
10	Lauren DiPierri	M	5-7	Fr.	Plainview, N.Y.	Plainview-Old Bethpage JFK HS	Long Island SC
11	Mariana Kessinger	M/F	5-4	Jr.	Palo Alto, Calif.	Palo Alto HS	PSV Union FC
12	Maran Kingsley	D	5-11	Jr.	Buffalo, N.Y.	Nardin Academy	WNY Flash
13	Ava Laden	F	5-6	Sr.	Denver, Colo.	Regis Jesuit H	Colorado Rapids
14	Tanum Nelson	M/F	5-8	Jr.	Duxbury, Vt.	Harwood HS	FC Stars
15	Gaby Gonzalez	D	5-9	Jr.	Westport, Conn.	Staples HS	Connecticut FC
16	Reinna Gabriel	M/F	5-7	Sr.	Menifee, Calif.	Vista Murrieta HS	Slammers FC
17	Sydney Allen	F	5-9	So.	Rockville, Md.	Bethesda-Chevy Chase HS	Maryland United
18	Grace Diehl	F	5-10	Jr.	Driftwood, Texas	Glenbrook South HS [Ill.]	Eclipse Select SC
19	Estelle Jarrells	F	5-7	Fr.	Atlanta, Ga.	Marist School	Tophat GA Gold
21	Peyton Nichols	M	5-6	Sr.	New Vernon, N.J.	Kent Place School	Players Development Academy
22	Ella Koschineg	M/D	5-3	Fr.	Ambler, Pa.	Gwynedd Mercy Academy	FC Bucks
23	Alex Brotherton	D	5-5	Sr.	Dryden, N.Y.	Dryden HS	WNY Flash
24	Ivy Tolbert	M/F	5-7	Fr.	Commerce, Ga.	Commerce HS	Gwinnett Soccer Academy
26	Kayla Ristianto	D	5-4	So.	Dallas, Texas	Lakehill Preparatory School	FC Dallas
27	Evelyn Chudowsky	F	5-8	Fr.	Westport, Conn.	Staples HS	New York SC
28	Laken Gallman	F	5-2	Sr.	Charlotte, N.C.	Mountain Islander Charter HS / University of Tampa	Charlotte Soccer Academy
31	Maddie Leroy	F	5-6	Sr.	Altadena, Calif.	Flintridge Sacred Heart Academy	Slammers FC
32	Cecily Pokigo	D	5-6	Sr.	Middle River, Md.	McDonogh School	Maryland United FC
33	Sydney Malaga	F	5-8	Sr.	Elmhurst, Ill.	York Community HS	Sockers FC
34	Emily Gibbons	M/F	5-9	So.	Hingham, Mass.	Hingham HS	South Shore Select
35	Ava Jung	M	5-9	So.	Richmond, Va.	Douglas S. Freeman HS	Richmond United
36	Hannah Grimes	GK	5-6	Jr.	Woodinville, Wash.	Woodinville HS	Seattle United

## COACHING AND SUPPORT STAFF

Head Coach:	Rob Ferguson
Assistant Coach:	Danielle Reid-Espinal
Assistant Coach:	Shaela Krayer
Athletic Trainer:	Emily Berg

## PRUH-NUHN-SEE-AY-SHN GUIDE


















00	Natalie Medugno	meh-DUNE-yoh
4	Jane Offit	AHH-fiht
5	Abigail Bishara	bih-SHARR-uh
8	Amanda Polyniak	poh-LIHN-ee-ahk
9	Alanna Colbert	uh-LAH-nuh
10	Lauren DiPierri	dee-PEER-ee
11	Mariana Kessinger	MAR-ee-ah-nuh
12	Maran Kingsley	MARE-ihn
13	Ava Laden	AY-vuh LAY-dihn
14	Tanum Nelson	TAN-uhm
16	Reinna Gabriel	RAY-nuh
18	Grace Diehl	DEEL
19	Estelle Jarrells	JARE-uhls
22	Ella Koschineg	KOH-shih-neh
26	Kayla Ristianto	rih-stee-AHN-toe
27	Evelyn Chudowsky	chuh-DOW-skee
28	Laken Gallman	LAY-kihn
31	Maddie Leroy	LIH-roy
32	Cecily Pokigo	poh-KEE-go
33	Sydney Malaga	MAL-uh-guh
35	Ava Jung	JUHG
AC	Danielle Reid-Espinal	reed-ESS-pih-nahl
AC	Shaela Krayer	SHAY-luh KRAY-yuhr

## ROSTER BREAKDOWN

### BY CLASS

FRESHMAN (7)	SOPHOMORES (8)	JUNIORS (9)	SENIORS (10)
4 Offit	1 Glassberg	00 Medugno	0 Fox
8 Polyniak	2 Brown	5 Bishara	3 Ellingson
10 DiPierri	6 Chapman	7 Scott	13 Laden
19 Jarrells	9 Colbert	11 Kessinger	16 Gabriel
22 Koschineg	17 Allen	12 Kingsley	21 Nichols
24 Tolbert	26 Ristianto	14 Nelson	23 Brotherton
27 Chudowsky	34 Gibbons	15 G.Gonzalez	28 Gallman
	35 Jung	18 Diehl	31 Leroy
		36 Grimes	32 Pokigo
			33 Malaga

### BY STATE

 New York 6	 Illinois 2	 Colorado 1	 South Carolina 1
 California 5	 Maryland 2	 Massachusetts 1	 Vermont 1
 Texas 3	 New Jersey 2	 Michigan 1	 Virginia 1
 Connecticut 2	 Pennsylvania 2	 North Carolina 1	 Washington 1
 Georgia 2			

## CORNELL QUICK FACTS

### GENERAL INFORMATION

Location:	Ithaca, N.Y.
Enrollment:	26,284 (16,071 undergraduate)
Founded:	1865
Nickname:	Big Red
School Colors:	Carnelian Red and White
Conference:	The Ivy League
Interim President:	Michael I. Kotlikoff
Meakam Smith Director of Athletics:	Dr. Nicki Moore
Athletics Website:	CornellBigRed.com
Facebook:	/CornellSports
X (formerly Twitter):	@CornellSports
Instagram:	@CornellSports   @cornellwsoccer

### HISTORY

First Varsity Season (Seasons):	1982 (42nd)
All-Time Record:	237-345-75 (.418)
Ivy League Regular-Season Titles (last):	2 (1991)
Ivy League Tournament Appearances:	None
Ivy League Championship Titles:	None
NCAA Tournament Appearances:	None

### BERMAN FIELD

Year Opened (Seasons):	1997 (27th)
Capacity:	1,000
All-Time Record:	68-106-27 (.405)
Under Rob Ferguson:	11-9-9 (.534)

### COACHING / SUPPORT STAFF

Head Coach:	Rob Ferguson (University of Manchester)
	Sixth year at Cornell; Fifth year (Fourth season) in role
Record at Cornell:	13-28-17 (.371)
Overall Record:	26-59-19 (.341)
Assistant Coach:	Dani Reid-Espinal (UAlbany '15)
	Fourth season
Assistant Coach:	Shaela Krayner (USC Aiken '01)
	First Season
Athletic Trainer:	Emily Berg (SUNY Cortland '22)
	Second year at Cornell; First with program

### 2023 IN REVIEW

Overall Record:	4-5-6 (.467)
Ivy League Record (Finish):	0-5-2 (.143) — T-7th
Home Record:	3-2-3 (.563)
Road Record:	1-3-3 (.357)
Neutral Record:	0-0-0
Ivy League Tournament:	Did not qualify
NCAA Tournament:	Not selected
United Soccer Coaches Poll (final):	Not ranked
TopDrawer Soccer Poll (final):	Not ranked

### 2024 TEAM INFORMATION

Letterwinners Returning / Lost:	15 / 5
Newcomers:	7
Fr / So / Jr / Sr:	7 / 8 / 9 / 10

### ATHLETIC COMMUNICATIONS

<b>Jeremy Hartigan</b>	
Sr. Associate Director of Athletics for Communications	
<b>Marshall Haim</b>	
Assistant Director of Athletic Communications (WSOC)	
<b>Phone:</b>	(716) 465-4945
<b>Email:</b>	mh2348@cornell.edu
<b>Matthew Jensen</b>	
Assistant Director of Athletic Communications	
<b>Aaron Kelly</b>	
Assistant Director of Athletic Communications	
<b>Sydney Duenckel</b>	
Athletic Communications Intern	
<b>Emily Sweeney</b>	
Athletic Communications Intern	

**#YELLCORNELL**

## SCOUTING REPORT

as of 10/8/24



Overall Record	2-5-4	4-3-3
Scoring Offense	0.82	1.60
National Rank	T-289th	T-117th
Conference Offense	0.50	2.50
Conference Rank	T-7th	2nd
Shooting Accuracy	.071	.136
National Rank	T-305th	73rd
Shots on Goal Percentage	.444	.492
National Rank	T-206th	75th
Scoring Defense	1.64	1.20
National Rank	T-245th	T-143rd
Conference Defense	1.50	0.50
Conference Rank	T-3rd	2nd
Saves Per Game	3.55	2.60
National Rank	T-227th	306th
Save Percentage	.684	.684
National Rank	T-301st	T-301st
Corner Kicks Per Game	4.09	6.80
Penalty Kicks	0 / 0	2 / 3
Fouls Per Game	9.91	9.10
Yellow Cards	7	3
Red Cards	1	0

### LEADING SCORERS



CORNELL

	G	A	PTS
28 Laken Gallman	3	1	7
17 Sydney Allen	2	0	4
5 Abigail Bishara	1	1	3
14 Tanum Nelson	1	1	3
13 Ava Laden	1	0	2
31 Maddie Leroy	1	0	2



COLUMBIA

	G	A	PTS
26 Nata Ramirez	5	5	15
16 Maia Tabion	2	4	8
20 Angel Akanyirige	2	0	4
8 Sophia Cavaliere	1	2	4
12 Sam Cohn	1	2	4
2 Dema Elder	1	2	4

## TOURNAMENT TESTS

► This afternoon's match will be the first of two consecutive matches against opponents who played in last year's NCAA Division I Women's Soccer Championship. The latter contest will pit Cornell against Harvard at Jordan Field in Cambridge, Mass., on Sunday.

► Today's contest is the third of five opponents Cornell will play this season that were participants in last year's NCAA Division I Women's Soccer Championship. The Big Red previously played then-No. 19-ranked Pepperdine (Sept. 22) and Princeton (Sept. 28), both contests resulting in 3-0 setbacks.

► The only other programs that fit the criteria that Cornell has yet to play this season feature a pair of Ivy League rivals in Harvard (this Sunday in Cambridge, Mass.) and Brown (Oct. 26 in Providence, R.I.).

► Last year, the quintet combined for a 55-22-16 record (.677). This year, the programs have a cumulative record of 27-13-12 (.635), highlighted by all five programs having four-plus victories, highlighted by Pepperdine (8-2-2) and Princeton's (7-3-0) having at least seven victories.

## THE MATCH IS ON HER FOOT

► Sophomore forward **SYDNEY ALLEN** has recorded both of Cornell's game-winning goals this season, which have come against Syracuse (Sept. 1) and last Saturday against Dartmouth.

► Allen is the first Cornell player with multiple game-winning goals since **REAGAN PAUWELS** tallied game-winning goals in the final two matches of the 2022 campaign against Princeton and Dartmouth.

► Should Allen record another game-winning goal, she would become the first Big Red player with three game-winners in a single season since **MANEESHA CHITANVIS** had three such goals in 2010.

## CLEAN SHEET CLUB

► With her clean sheet against Lehigh on Sept. 8, junior goalkeeper **NATALIE MEDUGNO** increased her career total for clean sheets to 5.5.

► Medugno is one-half of a clean sheet away from tying **MEGHAN CAUZILLO** (1997-00) and **MEGHAN KENNEDY** (2015-18) for the 10th-most shutouts in program history.

► Should Medugno record a full clean sheet this afternoon, she would surpass Cauzillo and Kennedy and match **KATRINA MATLIN** (2003-06) for the ninth-most clean sheets by a Cornell goalkeeper.

### NCAA LEADERS

2023 NCAA TOURNAMENT TEAMS  
On Cornell's Schedule In 2024

SCHOOL	'23 REC.	'24 REC.	RESULT
Brown	12-3-2	4-3-3	TBD
► Columbia	11-5-3	4-3-3	TBD
Harvard	13-4-2	4-2-4	TBD
Pepperdine	9-5-5	8-2-2	L, 0-3
Princeton	10-5-4	7-3-0	L, 0-3
TOTALS	55-22-16	27-13-12	0-2-0

### CORNELL RECORD BOOK

MOST CAREER CLEAN SHEETS  
Cornell Program History

RK.	PLAYER	SEASONS	CS
1.	Melissa Gambrell	1986-89	22
8.	Kate Alexander	1992-93	7
9.	Katrina Matlin	2003-06	6.5
10.	Meghan Cauzillo	1997-00	6
	Meghan Kennedy	2015-18	6
► 12.	Natalie Medugno	2022-Pres.	5.5

CORNELL MISCELLANEA							
GOALS SCORED BY MINUTE							
	TOTAL	1-15'	16-30'	31-45'	46-60'	61-75'	75+'
Cornell	9	0	3	2	1	2	1
Opp.	18	4	5	3	3	2	1
Quickest Goal Scored							Time
Ava Laden, vs. Boston College (9/5/24)							15:54
Quickest Goal Allowed							Time
Megan Edelman, at #19 Pepperdine (9/22/24)							0:25
Latest Goal Scored							Time
Abigail Bishara, at Colgate (8/25/24)							84:27
Latest Goal Allowed							Time
Jasmine Guerber, vs. Buffalo (8/29/24)							78:29
Game-Winning Goals After 75'							Time
Multi-Goal Matches							Goals
Multi-Assist Matches							Assists
ALL-TIME PROGRAM VICTORIES							
9/21/82	at Hamilton				W, 4-1		1
10/26/85	vs. Yale				W, 3-0		25
10/1/88	vs. Yale				W, 2-0		50
10/19/91	vs. Harvard				W, 2-1		75
11/13/94	vs. Colgate				W, 2-0		100
10/18/98	vs. Northeastern				W, 5-2		125
10/23/02	vs. Wagner				W, 4-0		150
9/16/07	vs. Lafayette				W, 3-2		175
9/21/14	at Binghamton				W, 1-0 (OT)		200
8/27/21	vs. Canisius				W, 2-0		225
10/5/24	vs. Dartmouth				W, 1-0		237
ALL-TIME GOALS SCORED • ALL MATCHES							
9/21/82	Karlee Seager		A		Hamilton		1
10/25/86	Jennifer Smith		A		Dartmouth		100
9/18/90	Krista Twombly		H		Canisius		200
11/6/93	Amy Finkelstein		H		Yale		300
10/7/97	Nikki Platte		A		Syracuse		400
10/23/02	Sarah Olsen		H		Wagner		500
11/10/07	Samantha Wiener		H		Columbia		600
9/19/14	Elizabeth Crowell		H		Buffalo		700
9/22/23	Kendall Patten		A		Princeton		800
10/5/24	Sydney Allen		H		Dartmouth		820
ALL-TIME GOALS SCORED • HOME MATCHES							
10/5/82	Karlee Seager				Cazenovia		1
10/7/89	Karen Roberts				Columbia		100
10/23/95	Lori Penny				Army		200
9/16/05	Kara Ishikawa				Canisius		300
10/24/15	Charlotte Tate				Brown		400
10/5/24	Sydney Allen				Dartmouth		458
ALL-TIME GOALS SCORED • NON-HOME MATCHES							
9/21/82	Karlee Seager		A		Hamilton		1
9/22/91	Amy Snow		A		Rutgers		100
9/16/00	Ellen Daly		A		Columbia		200
10/15/11	Xandra Hompe		A		Yale		300
9/12/24	Laken Gallman		A		St. John's		362
2024 RECORDS BY KIT COMBINATIONS							
FIELD PLAYERS				OVERALL		IVY	
White-White-White				0-1-0		0-0-0	
Red-Red-Red				2-3-1		1-1-0	
Black-Black-Black				0-1-3		0-0-0	
GOALKEEPERS				OVERALL		IVY	
Black-Black-Black				1-3-1		0-1-0	
Teal-Teal-Teal				1-1-1		1-0-0	
Yellow-Yellow-Yellow				0-1-2		0-0-0	
NOTE: Order of colors denote Jersey-Shorts-Socks							

THIS DATE IN CORNELL WOMEN'S SOCCER HISTORY

OCT.

9

Cornell is 3-8-0 all-time on Oct. 9; 0-1-0 under **ROB FERGUSON**

Oct. 9, 1993: **AMY DUESING** scored two goals, both assisted by **BECKY D'ALEO**, as Cornell defeated Columbia, 3-0, to open Ivy play with a 4-0 mark. **TASHA FLEURY** tacked on an insurance marker to help **SUE DeLONG** (two saves in 80 minutes) and **KATE ALEXANDER** (no saves in 10 minutes) combine for the clean sheet.

NOBODY WINS

► Cornell's four draws are tied for the third-most in a single season, matching the outputs by the squads from 2002 and 2015. Its next draw would match the 2022 squad for the second-most in program history. Only last year's team, which concluded the year with a 4-5-6 mark, had more draws in a single season.

► Prior to Tuesday's matches, Cornell's four draws were tied with 44 other programs for the 32nd-most ties by a Division I program this season.

► The Big Red's four ties are tied with Harvard (4-2-4) and Penn (1-6-4) for the most draws by an Ivy League program this season.

CORNELL RECORD BOOK

MOST DRAWS IN A SINGLE SEASON

Cornell Program History

SEASON	RECORD	W%
2023	4-5-6	.467
2022	4-7-5	.406
2002	8-5-4	.588
2015	9-4-4	.647
► 2024	2-5-4	.364

LEADERSHIP GROUP

► For the third consecutive season, Cornell will deploy a multi-person leadership team featuring a trio of captains and a leadership council consisting of two juniors and two sophomores.

► Earning spots as captains on this year's team include seniors **AVA LADEN**, **MADDIE LEROY**, and **CECILY POKIGO**. Leadership council members include juniors **ABIGAIL BISHARA** and **IZZY SCOTT** and sophomores **KAYLA RISTIANTO** and **ISABEL CHAPMAN**.

GEOGRAPHICALLY DIVERSE

► Cornell women's soccer does not generally recruit a specific area of the nation, exemplified by the makeup of this year's roster.

► Seventeen states are represented this season, spanning all four contiguous U.S. time zones. New York leads the way with six players, while California is right behind with five. Texas ranks third with three student-athletes.

► Connecticut, Georgia, Illinois, Maryland, New Jersey, and Pennsylvania have two representatives, while Colorado, Massachusetts, Michigan, North Carolina, South Carolina, Vermont, Virginia, and Washington are once represented.

RISTIANTO REPRESENTS INDONESIA

► This past summer, sophomore defender **KAYLA RISTIANTO** suited up for the Indonesian Women's National Soccer Team for a pair of friendlies against Hong Kong.

► The pair of contests between the Asian-based countries were held on July 11 and July 14 at the Hong Kong Football Club Ground, with the hosts claiming victories in both contests by respective 3-2 and 4-1 scores.

EUROPEAN TRIP REWIND

► Upon concluding classes last spring, Cornell took a trip to Europe, where the Big Red participated in three exhibition contests.

► A roster of 30 players and four staff left the United States on May 27, playing a trio of exhibitions against Spanish-based clubs.

► The Big Red claimed a 4-1 victory against its first opponent, Girona FC, which competes in the Preferente Catalana, the fifth tier of Spanish soccer. Cornell's middle match of the trip saw the Big Red play Levante Las Planas of Liga F, the top division of Spanish football, before wrapping its trio of contests with a 6-2 victory against Font Santa Fatjó.

IVY PRESEASON POLL

► Cornell was picked to finish eighth in this year's Ivy League women's soccer preseason poll, the conference office announced on Aug. 19.

► After claiming last year's inaugural Ivy League Women's Soccer Tournament title, Harvard was tabbed the preseason favorite upon receiving 10 of the 16 first-place votes. The Crimson concluded with a point total of 120, 12 points ahead of Brown (108), which received four first-place votes. Behind Brown was Princeton, which finished with 103 points and the other two first-place votes.

► Rounding out the eight-team poll ahead of Cornell's 22 points was Columbia (77 points) in fourth, Dartmouth (57 points) in fifth, Yale (48 points) in sixth, and Penn (41 points) in seventh.



SERIES HISTORY



SERIES HISTORY

CORNELL LEADS, 20-16-1

Ithaca, N.Y. (Berman Field):	11-6-1 (7-6-1)
New York, N.Y. (Commisso Stadium):	9-10-0 (9-10-0)
Neutral Sites:	0-0-0
Under Rob Ferguson:	1-1-1

SCORING RECORDS

CORNELL	COLUMBIA
Ithaca: 6, (2x) Last: COR, 6-2 (9/13/97)	Ithaca: 3 COL, 3-1 (9/23/11)
New York: 6, (3x) Last: COR, 6-0 (9/22/90)	New York: 3 COL, 3-1 (9/26/08)

MATCH-BY-MATCH RESULTS

DATE	SITE	SCORE
11/1/86	New York, N.Y.	W, 6-1
9/26/87	New York, N.Y.	W, 4-0
9/24/88	New York, N.Y.	W, 6-0
10/7/89	Ithaca, N.Y.	W, 6-1
9/22/90	New York, N.Y.	W, 6-0
9/14/91	Ithaca, N.Y.	W, 2-0
9/16/92	New York, N.Y.	W, 2-0
10/9/93	Ithaca, N.Y.	W, 3-0
10/8/94	New York, N.Y.	W, 4-0
10/7/95	Ithaca, N.Y.	W, 4-0
10/5/96	New York, N.Y.	L, 0-1
9/13/97	Ithaca, N.Y.	W, 6-2
10/3/98	New York, N.Y.	L, 0-1
10/1/99	Ithaca, N.Y.	W, 1-0
9/16/00	New York, N.Y.	W, 2-1
11/10/01	Ithaca, N.Y.	L, 0-1
9/14/02	New York, N.Y.	W, 2-1
9/27/03	Ithaca, N.Y.	W, 3-0
9/25/04	New York, N.Y.	W, 2-1
9/23/05	Ithaca, N.Y.	W, 1-0
9/22/06	New York, N.Y.	L, 1-2
11/10/07	Ithaca, N.Y.	L, 1-2
9/26/08	New York, N.Y.	L, 1-3
9/25/09	Ithaca, N.Y.	L, 0-1
9/24/10	New York, N.Y.	L, 0-1
9/23/11	Ithaca, N.Y.	L, 1-3
9/21/12	New York, N.Y.	L, 0-1
9/27/13	Ithaca, N.Y.	W, 2-0
9/26/14	New York, N.Y.	L, 0-1
9/25/15	Ithaca, N.Y.	W, 1-0
9/23/16	New York, N.Y.	L, 0-2
9/22/17	Ithaca, N.Y.	L, 0-2
9/22/18	New York, N.Y.	L, 1-2 (2OT)
9/28/19	Ithaca, N.Y.	L, 0-2
9/25/21	Ithaca, N.Y.	W, 1-0
9/24/22	New York, N.Y.	L, 0-1
10/4/23	Ithaca, N.Y.	T, 1-1

SCOUTING COLUMBIA

- ▶ Columbia enters this afternoon’s match with a 4-3-3 overall record and is 2-0-0 in Ivy League play, tied with Princeton for the top record in the Ancient Eight.
- ▶ The Lions are unbeaten at Rocco B. Commisso Stadium this season, posting a 2-0-1 mark. Columbia’s lone draw came in its home opener against Fairleigh Dickinson, a scoreless tie on Sept. 5. The two victories have come against Fordham (Sept. 12) and Providence (Sept. 20).
- ▶ Nata Ramirez (five goals, five assists) enters today tied with Dartmouth’s Daisy Granholm (seven goals, one assist) for the most points by an Ivy League player this season (15). Ramirez’s five assists are the most in the Ivy League and her five goals are tied with Harvard’s Josefine Hasbo for the second-most tallies in the Ancient Eight.
- ▶ Maia Tabion is right behind Ramirez with four assists, tied with Brown’s Karlie Schlosser and Princeton’s Heather MacNab for the second-most helpers in the Ivy League.
- ▶ Lauren Rodriguez has started all 10 matches for Columbia this season, logging a 4-3-3 record with a 1.33 goals-against average and .684 save percentage. Samantha Mahoney has logged 81:47 of action across three relief appearances and Isabel Ackerman played 4:09 in her lone outing against Providence (Sept. 20).

COLUMBIA’S LAST TIME OUT

- ▶ CAMBRIDGE, Mass. (OCT. 5, 2024) — Angel Akanyirige’s goal in the 88th minute broke a 1-1 tie with Harvard, leading Columbia to its third consecutive victory as it defeated the Crimson, 2-1, at Jordan Field last Saturday afternoon.
- ▶ Nata Ramirez assisted on both of Columbia’s goals, which included a 58th-minute tally by Marcia Ojo that opened the scoring.
- ▶ Lauren Rodriguez logged all 90 minutes of action between the pipes for the Lions, stopping four Crimson shots.
- ▶ Cornell leads the all-time series over its Empire State rival, 20-16-1, despite Columbia being unbeaten in 14 of the last 17 contests against the Big Red (13-3-1).
- ▶ Today’s match will be the third-ever midweek contest between the Ancient Eight rivals, joining a 2-0 Cornell victory at Columbia Soccer Stadium on Sept. 16, 1992, and last year’s 1-1 tie on Berman Field on Oct. 4, 2023.
- ▶ Last season, the programs played to the first-ever tie, 1-1, on Berman Field last Oct. 4, 2023. Laken Gallman scored the lone tally for the Big Red while Shira Cohen scored against Cornell for a second consecutive season.
- ▶ The Big Red is seeking its first road victory over Columbia since defeating the Lions, 2-1, at Columbia Soccer Stadium on Sept. 25, 2004. Columbia has won the last eight meetings against Cornell on its home pitch, outscoring the Big Red by a 13-3 clip.

CORNELL PLAYERS VS. COLUMBIA

PLAYER	GP	GS	MIN	G	A	PTS	SH	SH%	SOG	SOG%	YC	RC	GWG
Laken Gallman	2	1	120	1	0	2	5	.200	2	.400	1	0	0
Cecily Pokigo	3	3	270	0	0	0	0	.000	0	.000	0	0	0
Peyton Nichols	3	0	122	0	0	0	1	.000	1	1.000	0	0	0
Abigail Bishara	2	2	149	0	0	0	0	.000	0	.000	0	0	0
Lily Ellingson	2	2	142	0	0	0	2	.000	0	.000	0	0	0
Ava Laden	2	1	104	0	0	0	1	.000	1	1.000	0	0	0
Gaby Gonzalez	2	1	79	0	0	0	1	.000	0	.000	1	0	0
Mariana Kessinger	2	1	70	0	0	0	0	.000	0	.000	0	0	0
Reinna Gabriel	2	1	54	0	0	0	0	.000	0	.000	0	0	0
Sydney Malaga	2	0	60	0	0	0	2	.000	0	.000	1	0	0
Tanum Nelson	1	1	69	0	0	0	4	.000	0	.000	0	0	0
Kayla Ristianto	1	0	9	0	0	0	0	.000	0	.000	0	0	0
Maddie Leroy	1	0	7	0	0	0	0	.000	0	.000	0	0	0
Alanna Colbert	1	0	6	0	0	0	0	.000	0	.000	0	0	0
Brooke Brown	1	0	2	0	0	0	0	.000	0	.000	0	0	0
TOTALS	27	13	1263	1	0	2	16	.063	4	.250	3	0	0
GOALKEEPER	GP	GS	MIN	W	L	T	W%	GA	GAA	SV	SV%	SHO	SF
Erica Fox	2	2	180:00	0	1	1	.500	2	1.00	11	.846	0	23



# ROB FERGUSON

FIFTH YEAR (FOURTH SEASON) AS HEAD COACH

**Years at Cornell:** Sixth Year

**College:** University of Manchester

**ROB FERGUSON**, who is entering his fifth year as the head coach of the Cornell women's soccer team, was hired as the sixth head coach in program history in February 2020. Prior to his appointment as head coach, Ferguson served as an assistant coach for the Big Red during the 2019 campaign under previous head coach **DWIGHT HORNIBROOK**.

Ferguson's most recent campaign in 2023 saw Cornell register an overall record of 4-5-6 and an 0-5-2 mark in Ivy League action. The Big Red had its most offensive production in a season since 2015, as the Big Red recorded 21 goals and 58 points. **REAGAN PAUWELS** was named a Second Team All-Ivy selection for a second consecutive season while **MIA GONZALEZ** (forward) and **CECILY POKIGO** (defender) earned Honorable Mention All-Ivy honors. The trio of Big Red players marked the first time Cornell has had at least three players earn All-Ivy honors in consecutive seasons since 2014 and 2015.

Cornell also opened the 2023 campaign unbeaten over its first six matches of the season (2-0-4), marking the fifth time in program history that the Big Red had not lost any of its first six matches of a season (1986, 1991, 2005, 2015, 2023). The Big Red also went 2-0-3 in its first five home games to register a program-record 11-game home unbeaten streak that dated back to 2022 (5-0-6).

During the 2022 season, Cornell had a 4-7-5 overall record and a 2-3-2 ledger in Ivy League play. Both of Cornell's conference victories — the most by the Big Red since 2016 — came in the program's final two matches of the season against Princeton and Dartmouth. The victory over Princeton was Cornell's first since 1995, snapping a 25-match losing streak to the Tigers.

The consecutive victories over Princeton and Dartmouth marked the first time Cornell had registered back-to-back wins in Ivy League contests since the final conference fixture in 2014 and the first league bout in 2015.

Cornell had a 3-1-3 record on its home turf at Berman Field in 2022, featuring the Big Red going unbeaten across its final six matches (3-0-3). The Big Red also had a trio of All-Ivy award winners, including Pauwels and Pokigo earning Second Team All-Ivy honors.

Ferguson's first year as Cornell's head coach did not see the Big Red play in any contests with the cancelation of all matches due to the COVID-19 pandemic. In his second year at the helm, Ferguson's first year of competition as head coach saw Cornell have an overall record of 3-11-2 and a 1-6-0 Ivy League mark. The lone league victory was the Big Red's first over an Ancient Eight opponent since defeating Columbia in 2016.

In his first overall season on East Hill as an assistant coach on Hornibook's staff in 2019, Ferguson guided the Big Red to four consecutive victories to start the season — including three straight clean sheets over Siena, Bucknell, and St. Bonaventure. Cornell ultimately finished the season with a 4-10-1 record after the rigors of one some of the strongest Ivy League competition seen in recent years. Ferguson helped get the Big Red's impact freshman class acclimated to collegiate competition, a group that included 2019 All-Ivy League honorable mention selection **ASHLEY DURIK**.

Ferguson joined the Big Red following a very successful stint as the director of coaching with the WNY Flash Academy. He helped turn the program into a player development leader in Western New York, expanding the program's footprint from 15 teams to 34 teams, and moving them into national recognition in Elite Clubs National League (ECNL).

Under Ferguson's leadership at the Flash, their 03G ECNL and 02G ECNL advanced into the Elite 8 in June 2018, and the club had their first US Youth National Team Camp call-up.

Before joining the WNY Flash Academy, Ferguson was the head coach of both the men's and women's soccer programs at Huston-Tillotson University, an NAIA institution based in Austin, Texas. Prior to that, he served as the executive director of business for the Lonestar Soccer Club for eight years, spanning from 2008 to 2015.

One of the largest and most successful youth soccer clubs in the country, Ferguson coached the Lonestar 96B Red, 93G Red, 94G Red and 95G Red, helping advance the 95G Red to the USYSNC Region III Championships in 2013 and 2014.

Previous stops for Ferguson included a stint as the head coach with Albion Hurricanes FC in Houston, where he guided the AHFC 94G Blue to the USYSNC Regionals for the first time in their history. Before that, he was the director of coaching for FC Arsenal for three years in Bastrop, Texas, and was a regional manager for Britannia Soccer/ProExcel, based in Seattle.

Ferguson is a graduate of the University of Manchester, where he received a bachelor of arts degree in sports studies and business management. He lives with his wife, Kelsey, their two children, Maxwell and Mirann, and their two dogs, Bonsai and Charlie.

## FERGUSON'S FILE

### COACHING EXPERIENCE

2008-15	Lonestar SC (Director of Business)
2014-15	Huston-Tillotson (Men's Head Coach)
2015	Huston-Tillotson (Women's Head Coach)
2016-19	WNY Flash (Director of Coaching)
2019	Cornell (Assistant Coach)
2020-Pres.	Cornell (Head Coach)

### COACHING CREDENTIALS

- USSF 'A' Coaching License
- USSF National Youth License
- NSCAA GK Diploma

### EDUCATION

University of Manchester (England)

B.A., Sports Studies & Business Management

### NCAA COACHING CAREER

SEASON	RECORD	W%	CONF.	W%
<b>CORNELL (2020 - PRESENT)</b>				
2020	— NO SEASON (COVID-19 PANDEMIC) —			
2021	3-11-2	.250	1-6-0	.143
2022	4-7-5	.406	2-3-2	.429
2023	4-5-6	.467	0-5-2	.143
2024	2-5-4	.364	1-1-0	.500
<b>TOTALS</b>	<b>13-28-17</b>	<b>.371</b>	<b>4-15-4</b>	<b>.261</b>

## CORNELL UNDER FERGUSON

CATEGORY	2024	ALL TIME	STREAK
<b>Overall</b>	2-5-4	13-28-17	W1
<b>Ivy League Match</b>	1-1-0	4-15-4	W1
<b>Non-Conference Match</b>	1-4-4	10-13-13	L2   WL6
<b>Home Match</b>	2-2-2	11-9-9	W1
<b>Away Match</b>	0-3-2	2-19-8	L3   WL11
<b>Neutral Site Match</b>	0-0-0	0-0-0	—
<b>Day Match</b> (before 5 p.m.)	2-2-3	7-17-10	W1
<b>Night Match</b> (after 5 p.m.)	0-3-1	6-11-7	L3
<b>August Match</b>	0-0-2	2-2-4	T2   U3
<b>September Match</b>	1-5-2	5-15-9	L3   WL7
<b>October Match</b>	1-0-0	5-10-4	W1
<b>November Match</b>	0-0-0	1-1-0	W1
<b>Cornell Scores First</b>	2-0-1	11-2-6	W2   UB3
<b>Opponent Scores First</b>	0-5-2	2-26-7	L3   WL13
<b>Leading at Half</b>	1-0-1	5-2-5	W1
<b>Trailing at Half</b>	0-3-2	0-17-5	L2
<b>Tied at Half</b>	1-2-1	8-9-7	W1
<b>In Regulation</b>	2-5-4	13-27-15	W1
<b>In Overtime</b>	0-0-0	0-1-2	L1
<b>Nets Zero Goals</b>	0-3-1	0-14-4	L3
<b>Nets One Goal</b>	1-1-3	6-9-10	W1   UB2
<b>Nets Two Goals</b>	1-1-0	6-4-3	L1
<b>Nets Three Goals</b>	0-0-0	0-1-0	L1
<b>Nets Four-Plus Goals</b>	0-0-0	1-0-0	W1
<b>Records Clean Sheet</b>	1-0-1	9-0-4	W1
<b>Allows One Goal</b>	1-1-3	4-6-10	L1
<b>Allows Two Goals</b>	0-0-0	0-8-3	L2
<b>Allows Three Goals</b>	0-3-0	0-8-0	L8
<b>Allows Four-Plus Goals</b>	0-1-0	0-6-0	L6
<b>One-Goal Matches</b>	2-2	10-14	W1
<b>Out-shoots Opponent</b>	2-1-2	10-6-10	W1   UB3
<b>Out-shot by Opponent</b>	0-4-0	2-20-4	L7   WL9
<b>Tied in Shots</b>	0-0-2	1-2-3	T3   WL5

**STREAK NOTE:** W=Won; L=Loss; U=Unbeaten; WL=Winless

2024 CORNELL GOAL SCORING SUMMARIES

PLAYER	GOALS		BY SITE		BY HALF		BY MINUTE						GAME	LAST	TEAM	LAST GOAL		MATCHES
	2024	CAREER	HOME	ROAD	1ST	2ND	1-15'	16-30'	31-45'	46-60'	61-75'	76'+	WINNER	LEADING	W-L-D	DATE / OPP	GOALKEEPER	SINCE
Sydney Allen	2	2	2	—	1	1	—	—	1	1	—	—	2	2	2-0-0	10/5/24 vs. Dartmouth	Hardy	0
Abigail Bishara	1	3	—	1	—	1	—	—	—	—	—	1	—	—	0-0-1	8/25/24 at Colgate	Poppinga	10
Alex Brotherton	—	—	—	—	—	—	—	—	—	—	—	—	—	—	—	—	—	—
Brooke Brown	—	—	—	—	—	—	—	—	—	—	—	—	—	—	—	—	—	—
Isabel Chapman	—	—	—	—	—	—	—	—	—	—	—	—	—	—	—	—	—	—
Evelyn Chudowsky	—	—	—	—	—	—	—	—	—	—	—	—	—	—	—	—	—	—
Alanna Colbert	—	1	—	—	—	—	—	—	—	—	—	—	—	—	—	10/17/23 vs. UAlbany	Terranova	9
Grace Diehl	—	—	—	—	—	—	—	—	—	—	—	—	—	—	—	—	—	—
Lauren DiPierri	—	—	—	—	—	—	—	—	—	—	—	—	—	—	—	—	—	—
Lily Ellingson	—	—	—	—	—	—	—	—	—	—	—	—	—	—	—	—	—	—
Reinna Gabriel	—	1	—	—	—	—	—	—	—	—	—	—	—	—	—	10/5/21 vs. Colgate	Poncsak	35
Laken Gallman	3	13	2	1	2	1	—	1	1	—	1	—	—	—	1-1-1	9/15/24 vs. Villanova	Dickinson	4
Emily Gibbons	—	—	—	—	—	—	—	—	—	—	—	—	—	—	—	—	—	—
Gaby Gonzalez	—	1	—	—	—	—	—	—	—	—	—	—	—	—	—	9/4/22 vs. Villanova	Woodward	31
Estelle Jarrells	—	—	—	—	—	—	—	—	—	—	—	—	—	—	—	—	—	—
Ava Jung	—	—	—	—	—	—	—	—	—	—	—	—	—	—	—	—	—	—
Mariana Kessinger	—	—	—	—	—	—	—	—	—	—	—	—	—	—	—	—	—	—
Maran Kingsley	—	—	—	—	—	—	—	—	—	—	—	—	—	—	—	—	—	—
Ella Koschineg	—	—	—	—	—	—	—	—	—	—	—	—	—	—	—	—	—	—
Ava Laden	1	10	1	—	1	—	—	1	—	—	—	—	—	—	0-1-0	9/5/24 vs. BC	Willebrandt	7
Maddie Leroy	1	3	1	—	1	—	—	—	1	—	—	—	—	—	0-0-1	8/29/24 vs. Buffalo	Thompson	9
Sydney Malaga	—	4	—	—	—	—	—	—	—	—	—	—	—	—	—	10/28/23 at Penn	Gladu	0
Tanum Nelson	1	2	1	—	—	1	—	—	—	—	1	—	—	—	0-1-0	9/5/24 vs. BC	Shippee	6
Peyton Nichols	—	4	—	—	—	—	—	—	—	—	—	—	—	—	—	10/4/22 at Colgate	Hickey	29
Jane Offit	—	—	—	—	—	—	—	—	—	—	—	—	—	—	—	—	—	—
Cecily Pokigo	—	—	—	—	—	—	—	—	—	—	—	—	—	—	—	—	—	—
Amanda Polyniak	—	—	—	—	—	—	—	—	—	—	—	—	—	—	—	—	—	—
Kayla Ristianto	—	—	—	—	—	—	—	—	—	—	—	—	—	—	—	—	—	—
Izzy Scott	—	—	—	—	—	—	—	—	—	—	—	—	—	—	—	—	—	—
Ivy Tolbert	—	—	—	—	—	—	—	—	—	—	—	—	—	—	—	—	—	—

CORNELL CAREER HIGHS

PLAYER	GOALS	ASSISTS	POINTS	SHOT ATTEMPTS
Sydney Allen	1, (2x), Last: vs. Dartmouth (10/5/24)	—	2, (2x), Last: vs. Dartmouth (10/5/24)	1, (2x), Last: vs. Dartmouth (10/5/24)
Abigail Bishara	1, (3x), Last: at Colgate (8/25/24)	1, at St. John's (9/12/24)	2, (3x), Last: at Colgate (8/25/24)	3, (2x), Last: at Penn (10/28/23)
Alex Brotherton	—	—	—	—
Brooke Brown	—	1, at Princeton (9/22/23)	1, at Princeton (9/22/23)	2, vs. UAlbany (10/17/23)
Isabel Chapman	—	—	—	—
Evelyn Chudowsky	—	—	—	—
Alanna Colbert	1, vs. UAlbany (10/17/23)	1, vs. Syracuse (9/1/24)	2, vs. UAlbany (10/17/23)	4, vs. UAlbany (10/17/23)
Grace Diehl	—	—	—	—
Lauren DiPierri	—	—	—	—
Lily Ellingson	—	1, (2x), Last: vs. Syracuse (9/1/24)	1, (2x), Last: vs. Syracuse (9/1/24)	2, vs. Syracuse (9/1/24)
Reinna Gabriel	1, vs. Colgate (10/5/21)	1, (2x), Last: vs. Villanova (9/15/24)	2, vs. Colgate (10/5/21)	7, vs. Colgate (10/5/21)
Laken Gallman	2, vs. UAlbany (10/17/23)	2, vs. Lehigh (8/27/23)	4, vs. UAlbany (10/17/23)	5, (3x), Last: vs. Princeton (9/28/24)
Emily Gibbons	—	—	—	1, (5x), Last: vs. Dartmouth (10/5/24)
Gaby Gonzalez	1, vs. Villanova (9/4/22)	1, vs. Syracuse (9/1/24)	2, vs. Villanova (9/4/22)	5, vs. Syracuse (9/1/24)
Estelle Jarrells	—	—	—	—
Ava Jung	—	—	—	—
Mariana Kessinger	—	1, (2x), Last: vs. Dartmouth (10/5/24)	1, (2x), Last: vs. Dartmouth (10/5/24)	3, vs. Marist (8/28/22)
Maran Kingsley	—	—	—	—
Ella Koschineg	—	—	—	1, (2x), Last: at St. John's (9/12/24)
Ava Laden	2, at Stony Brook (9/17/21)	1, (4x), Last: vs. Colgate (10/5/21)	4, at Stony Brook (9/17/21)	4, (3x), Last: vs. Brown (10/21/23)
Maddie Leroy	1, (3x), Last: vs. Buffalo (8/29/24)	—	2, (3x), Last: vs. Buffalo (8/29/24)	2, at Buffalo (9/10/23)
Sydney Malaga	1, (4x), Last: at Penn (10/28/23)	1, vs. Syracuse (9/3/23)	2, (4x), Last: at Penn (10/28/23)	5, vs. Colgate (9/26/23)
Tanum Nelson	1, (2x), Last: vs. Boston Coll. (9/5/24)	1, (2x), Last: vs. Buffalo (8/29/24)	2, (2x), Last: vs. Boston Coll. (9/5/24)	5, (2x), Last: vs. Colgate (10/17/23)
Peyton Nichols	1, (4x), Last: at Colgate (10/4/22)	1, (2x), Last: vs. Harvard (10/7/23)	2, (4x), Last: at Colgate (10/4/22)	3, (3x), Last: vs. Dartmouth (10/5/24)
Jane Offit	—	—	—	—
Cecily Pokigo	—	—	—	1, (6x), Last: at Pepperdine (9/22/24)
Amanda Polyniak	—	—	—	—
Kayla Ristianto	—	1, vs. UAlbany (10/17/23)	1, vs. UAlbany (10/17/23)	—
Izzy Scott	—	—	—	1, vs. Villanova (9/15/24)
Ivy Tolbert	—	—	—	—

NOTE: Career highs include matches while attending other NCAA institutions; **Bold denotes accomplished this season**

CORNELL GOALKEEPERS CAREER HIGHS

PLAYER	SAVES	SHUTOUTS	SHUTOUT STREAK	ACTIVE SHUTOUT STREAK
Erica Fox	8, vs. Columbia (10/4/23)	4.5, Last: vs. Dartmouth (10/5/24)	227:37, 10/29/22 - 9/10/23	148:59, 9/28/24 - Present
Naomi Glassberg	—	—	—	—
Hannah Grimes	—	—	9:27, 9/22/24 - Present	9:27, 9/22/24 - Present
Natalie Medugno	7, at Princeton (9/22/23)	5.5, Last: at Lehigh (9/8/24)	196:22, 8/27/23 - 9/13/23	17:48, 9/22/24 - Present

## 2024 STARTING XI BY MATCH

OPPONENT	0	00	1	2	3	4	5	6	7	8	9	10	11	12	13	14	15	16	17	18	19	21	22	23	24	26	27	28	31	32	33	34	35	36
at Colgate (8/25)	—	S	—	P	S	—	P	—	—	—	P	—	S	—	S	S	S	S	P	—	—	S	P	—	—	S	—	S	P	S	—	P	—	—
Buffalo (8/29)	—	S	—	P	S	—	S	—	—	—	P	—	S	—	S	S	S	S	—	—	—	P	P	—	—	S	—	S	P	S	—	P	—	—
Syracuse (9/1)	—	S	—	—	S	—	S	—	—	—	P	—	S	—	S	S	S	S	P	—	—	P	P	—	—	S	—	S	P	S	—	P	—	—
Boston College (9/5)	—	S	—	—	S	—	S	—	—	—	P	—	S	—	S	S	S	S	P	—	—	P	P	—	—	S	—	S	P	S	—	P	—	—
at Lehigh (9/8)	—	S	—	—	S	—	S	—	P	P	P	—	P	—	S	S	S	P	P	—	—	S	P	—	—	P	—	S	S	S	—	S	—	—
at St. John's (9/12)	—	S	—	P	S	P	S	—	P	P	—	P	S	—	S	S	S	P	—	—	—	S	S	—	—	P	—	P	S	S	—	P	—	—
Villanova (9/15)	—	S	—	P	P	S	P	—	S	—	P	P	S	—	P	S	—	S	—	—	—	S	P	—	—	S	—	S	P	S	—	S	—	—
at LBSU (9/20)	S	P	—	—	—	—	S	—	P	—	P	P	S	—	S	S	S	S	—	—	—	P	P	—	—	S	—	S	S	S	—	P	—	—
at Pepperdine (9/22)	—	S	—	P	—	P	S	—	P	P	P	P	S	—	P	S	S	S	—	—	—	S	P	—	—	S	—	S	S	S	—	P	—	P
Princeton (9/28)	S	—	—	P	—	—	S	—	—	—	P	P	S	—	S	S	S	S	P	—	—	P	P	—	—	S	—	S	S	S	—	P	P	—
Dartmouth (10/5)	S	—	—	—	S	—	S	—	—	—	—	—	S	P	P	—	S	S	S	—	—	S	S	—	—	P	—	S	P	S	—	P	—	—
at Columbia (10/9)																																		
at Harvard (10/13)																																		
Yale (10/19)																																		
at Brown (10/26)																																		
Penn (11/2)																																		
MATCHED PLAYED	3	9	—	6	8	3	11	—	5	3	9	5	11	1	11	10	10	11	6	—	—	11	11	—	—	11	—	11	11	11	—	11	1	1
MATCHES STARTED	3	8	—	0	7	1	9	—	1	0	0	0	10	0	8	10	10	9	1	—	—	6	2	—	—	8	—	10	5	11	—	2	0	0

## 2024 MATCH LEADERS

OPPONENT	GOALS	ASSISTS	POINTS	SHOT ATTEMPTS	SHOTS ON GOAL	SAVES
at Colgate (8/25)	1, Abigail Bishara	—	2, Abigail Bishara	3, Ava Laden	3, Ava Laden	3, Natalie Medugno
Buffalo (8/29)	1, Maddie Leroy	1, Tanum Nelson	2, Maddie Leroy	4, Tanum Nelson	2, Ava Laden Tanum Nelson	3, Natalie Medugno
Syracuse (9/1)	1, Sydney Allen Laken Gallman	1, Alanna Colbert Lily Ellingson Gaby Gonzalez	2, Sydney Allen Laken Gallman	5, Gaby Gonzalez	2, Laken Gallman Gaby Gonzalez	5, Natalie Medugno
Boston College (9/5)	1, Ava Laden Maddie Leroy	1, Laken Gallman	2, Ava Laden Maddie Leroy	3, Tanum Nelson Peyton Nichols	2, Laken Gallman Ava Laden	2, Natalie Medugno
at Lehigh (9/8)	—	—	—	4, Tanum Nelson	1, Five players	6, Natalie Medugno
at St. John's (9/12)	1, Laken Gallman	1, Abigail Bishara	2, Laken Gallman	3, Laken Gallman	3, Laken Gallman	3, Natalie Medugno
Villanova (9/15)	1, Laken Gallman	1, Reinna Gabriel	2, Laken Gallman	3, Tanum Nelson	2, Laken Gallman	1, Natalie Medugno
at LBSU (9/20)	—	—	—	2, Tanum Nelson	1, Gaby Gonzalez	6, Erica Fox
at Pepperdine (9/22)	—	—	—	2, Ava Laden	1, Four players	5, Natalie Medugno
Princeton (9/28)	—	—	—	5, Laken Gallman	1, Laken Gallman	3, Erica Fox
Dartmouth (10/5)	1, Sydney Allen	1, Mariana Kessinger	2, Sydney Allen	3, Peyton Nichols	1, Five players	2, Erica Fox
at Columbia (10/9)						
at Harvard (10/13)						
Yale (10/19)						
at Brown (10/26)						
Penn (11/2)						

## 2024 MATCH HIGHS AND LOWS

CORNELL HIGH	CORNELL LOW	CATEGORY	OPPONENT HIGH	OPPONENT LOW
2, (2x), Last: vs. Boston College (9/5)	0, (4x), Last: vs. Princeton (9/28)	Goals	4, at St. John's (9/12)	0, (2x), Last: vs. Dartmouth (10/5)
2, vs. Syracuse (9/1 — 1H)	0, (13x), Last: vs. Dartmouth (10/5 — 1H)	Goals in a Half	3, (2x), Last: vs. Princeton (9/28 — 1H)	0, (10x), Last: vs. Dartmouth (10/5 — 2H)
3, vs. Syracuse (9/1)	0, (5x), Last: vs. Princeton (9/28)	Assists	6, at St. John's (9/12)	0, (6x), Last: vs. Dartmouth (10/5 — 2H)
3, vs. Syracuse (9/1 — 1H)	0, (16x), Last: vs. Dartmouth (10/5 — 1H)	Assists in a Half	5, at St. John's (9/12 — 2H)	0, (15x), Last: vs. Dartmouth (10/5 — 2H)
7, vs. Syracuse (9/1)	0, (4x), Last: vs. Princeton (9/28)	Points	14, at St. John's (9/12)	0, (2x), Last: vs. Dartmouth (10/5)
7, vs. Syracuse (9/1 — 1H)	0, (13x), Last: vs. Dartmouth (10/5 — 1H)	Points in a Half	11, at St. John's (9/12 — 1H)	0, (10x), Last: vs. Dartmouth (10/5 — 2H)
21, vs. Syracuse (9/1)	4, at Long Beach State (9/20)	Shot Attempts	24, vs. Princeton (9/28)	6, (2x), Last: vs. Dartmouth (10/5)
11, vs. Syracuse (9/1 — 2H)	1, at Long Beach State (9/20 — 1H)	Shot Att. in a Half	13, vs. Princeton (9/28 — 1H)	2, vs. Villanova (9/15 — 1H)
8, at Colgate (8/25)	1, (2x), Last: vs. Princeton (9/28)	Shots on Goal	8, at Pepperdine (9/22)	2, (2x), Last: vs. Dartmouth (10/5)
6, at Colgate (8/25 — 1H)	0, (2x), Last: vs. Princeton (9/28 — 2H)	SOG in a Half	5, (2x), Last: at LBSU (9/20 — 1H)	0, (2x), Last: vs. Princeton (9/28 — 2H)
6, (2x), Last: at Long Beach State (9/20)	1, vs. Villanova (9/15)	Saves	7, at Colgate (8/25)	1, (2x), Last: vs. Princeton (9/28)
5, at Long Beach State (9/20 — 1H)	0, (2x), Last: vs. Princeton (9/28 — 2H)	Saves in a Half	6, at Colgate (8/25 — 1H)	0, (2x), Last: vs. Princeton (9/28 — 2H)
9, vs. Syracuse (9/1)	1, at St. John's (9/12)	Corner Kicks	7, at Long Beach State (9/20)	1, (2x), Last: vs. Dartmouth (10/5)
6, vs. Syracuse (9/1 — 2H)	0, (3x), Last: at Pepperdine (9/22 — 2H)	Corners in a Half	4, (2x), Last: at LBSU (9/20 — 1H)	0, (2x), Last: vs. Dartmouth (10/5 — 1H)
17, at Long Beach State (9/20)	5, at Pepperdine (9/22)	Fouls	13, at St. John's (9/12)	3, vs. Boston College (9/5)
10, at Long Beach State (9/20 — 2H)	2, (2x), Last: at Pepperdine (9/22 — 1H)	Fouls in a Half	9, at St. John's (9/12 — 2H)	1, (3x), Last: at Pepperdine (9/22 — 1H)
2, vs. Buffalo (8/29)	0, (5x), Last: vs. Princeton (9/28)	Yellow Cards	3, vs. Dartmouth (10/5)	0, (7x), Last: at Pepperdine (9/22)
1, (7x), Last: vs. Dartmouth (10/5 — 2H)	0, (15x), Last: vs. Dartmouth (10/5 — 1H)	Yellows in a Half	2, (2x), Last: vs. Dartmouth (10/5 — 2H)	0, (17x), Last: vs. Princeton (9/28 — 1H)
1, at Long Beach State (9/20)	0, (10x), Last: vs. Dartmouth (10/5)	Red Cards	1, vs. Dartmouth (10/5)	0, (10x), Last: vs. Princeton (9/28)
1, at Long Beach State (9/20 — 2H)	0, (21x), Last: vs. Dartmouth (10/5 — 2H)	Reds in a Half	1, vs. Dartmouth (10/5 — 2H)	0, (21x), Last: vs. Dartmouth (10/5 — 1H)



2024 OVERALL CORNELL STATISTICS

Overall **2-5-4** Home **2-2-2** Away **0-3-2** Neutral **0-0-0** Ivy League **1-1-0**

#	PLAYER	GP	GS	MIN	G	A	PTS	SH	SH%	SOG	SOG%	YC	RC	GWG	PK	FG	OT	HT	GTG	FOUL
28	Laken Gallman	11	10	744	3	1	7	26	.115	14	.538	1	0	0	0-0	1	0	0	1	10
17	Sydney Allen	6	1	163	2	0	4	2	1.000	2	1.000	0	0	2	0-0	1	0	0	0	3
5	Abigail Bishara	11	9	764	1	1	3	8	.125	2	.250	0	0	0	0-0	0	0	0	1	7
14	Tanum Nelson	10	10	755	1	1	3	25	.040	6	.240	2	0	0	0-0	0	0	0	0	19
13	Ava Laden	11	8	642	1	0	2	13	.077	9	.692	1	0	0	0-0	0	0	0	0	10
31	Maddie Leroy	11	5	589	1	0	2	5	.200	2	.400	0	0	0	0-0	1	0	0	0	7
11	Mariana Kessinger	11	10	638	0	1	1	4	.000	1	.250	0	0	0	0-0	0	0	0	0	5
16	Reinna Gabriel	11	9	590	0	1	1	8	.000	3	.375	0	0	0	0-0	0	0	0	0	3
15	Gaby Gonzalez	10	10	836	0	1	1	11	.000	5	.455	1	0	0	0-0	0	0	0	0	14
9	Alanna Colbert	9	0	176	0	1	1	1	.000	0	.000	0	0	0	0-0	0	0	0	0	5
3	Lily Ellingson	8	7	585	0	1	1	4	.000	2	.500	0	0	0	0-0	0	0	0	0	1
32	Cecily Pokigo	11	11	960	0	0	0	1	.000	1	1.000	0	0	0	0-0	0	0	0	0	3
26	Kayla Ristianto	11	8	684	0	0	0	0	.000	0	.000	0	0	0	0-0	0			0	5
21	Peyton Nichols	11	6	631	0	0	0	10	.000	4	.400	0	0	0	0-0	0	0	0	0	2
34	Emily Gibbons	11	2	319	0	0	0	4	.000	3	.750	0	0	0	0-0	0	0	0	0	2
22	Ella Koschineg	11	2	295	0	0	0	2	.000	1	.500	1	0	0	0-0	0	0	0	0	2
0	Natalie Medugno	9	8	712	0	0	0	0	.000	0	.000	1	0	0	0-0	0	0	0	0	0
2	Brooke Brown	6	0	124	0	0	0	1	.000	1	1.000	0	0	0	0-0	0	0	0	0	3
7	Izzy Scott	5	1	177	0	0	0	1	.000	0	.000	0	0	0	0-0	0	0	0	0	3
10	Lauren DiPierri	5	0	77	0	0	0	0	.000	0	.000	0	0	0	0-0	0	0	0	0	2
0	Erica Fox	3	3	270	0	0	0	0	.000	0	.000	0	1	0	0-0	0	0	0	0	0
4	Jane Offit	3	1	59	0	0	0	0	.000	0	.000	0	0	0	0-0	0	0	0	0	2
8	Amanda Polyniak	3	0	42	0	0	0	0	.000	0	.000	0	0	0	0-0	0	0	0	0	0
35	Ava Jung	1	0	33	0	0	0	0	.000	0	.000	0	0	0	0-0	0	0	0	0	1
12	Maran Kingsley	1	0	16	0	0	0	0	.000	0	.000	0	0	0	0-0	0	0	0	0	0
36	Hannah Grimes	1	0	9	0	0	0	0	.000	0	.000	0	0	0	0-0	0	0	0	0	0
TOTALS		11		10890	9	8	26	126	.071	56	.444	7	1	2	0-0	3	0	0	2	109
OPPONENTS		11		10890	18	14	50	132	.136	57	.432	6	1	5	1-1	7	0	0	1	79

#	PLAYER	GP	GS	MIN	GA	GAA	SV	SV%	W	L	T	SHO	CBO
36	Hannah Grimes	1	0	9:27	0	0.00	0	.000	0	0	0	0	0
00	Natalie Medugno	9	8	710:58	14	1.77	28	.667	1	3	4	1	0
0	Erica Fox	3	3	269:35	4	1.34	11	.733	1	2	0	1	0
TEAM		—	—	—	—	—	0	.000	—	—	—	0	—
TOTALS		11		990:00	18	1.64	39	.684	2	5	4	2	0
OPPONENTS		11		990:00	9	0.82	47	.839	5	2	4	3	1

GOALS BY PERIOD

TEAM	1ST	2ND	OT1	OT2	TOTAL
Cornell	5	4	0	0	9
Opponent	12	6	0	0	18

SHOTS BY PERIOD

TEAM	1ST	2ND	OT1	OT2	TOTAL
Cornell	66	60	0	0	126
Opponent	66	66	0	0	132

SAVES BY PERIOD

TEAM	1ST	2ND	OT1	OT2	TOTAL
Cornell	20	19	0	0	39
Opponent	29	18	0	0	47

CORNERS BY PERIOD

TEAM	1ST	2ND	OT1	OT2	TOTAL
Cornell	20	25	0	0	45
Opponent	17	22	0	0	39

FOULS BY PERIOD

TEAM	1ST	2ND	OT1	OT2	TOTAL
Cornell	52	57	0	0	109
Opponent	32	47	0	0	79

ATTENDANCE SUMMARY

	CORNELL	OPPONENTS
Total	2,498	2,126
Dates/Avg / Date	6 / 416	5 / 425
Neutral Site #/Avg	0 / 0	

2023 CORNELL STATISTICS IN IVY LEAGUE MATCHES

Overall2-5-4

Home2-2-2

Away0-3-2

Neutral0-0-0

Ivy League1-1-0

#	PLAYER	GP	GS	MIN	G	A	PTS	SH	SH%	SOG	SOG%	YC	RC	GWG	PK	FG	OT	HT	GTG	FOUL
17	Sydney Allen	2	1	108	1	0	2	1	1.000	1	1.000	0	0	1	0-0	1	0	0	0	2
11	Mariana Kessinger	2	2	94	0	1	1	0	.000	0	.000	0	0	0	0-0	0	0	0	0	0
0	Erica Fox	2	2	180	0	0	0	0	.000	0	.000	0	0	0	0-0	0	0	0	0	0
15	Gaby Gonzalez	2	2	180	0	0	0	1	.000	1	1.000	0	0	0	0-0	0	0	0	0	3
32	Cecily Pokigo	2	2	180	0	0	0	0	.000	0	.000	0	0	0	0-0	0	0	0	0	1
5	Abigail Bishara	2	2	144	0	0	0	2	.000	0	.000	0	0	0	0-0	0	0	0	0	2
28	Laken Gallman	2	2	133	0	0	0	6	.000	1	.167	0	0	0	0-0	0	0	0	0	2
16	Reinna Gabriel	2	2	105	0	0	0	1	.000	1	1.000	0	0	0	0-0	0	0	0	0	1
21	Peyton Nichols	2	1	151	0	0	0	3	.000	1	.333	0	0	0	0-0	0	0	0	0	0
22	Ella Koschineg	2	1	138	0	0	0	0	.000	0	.000	1	0	0	0-0	0	0	0	0	1
26	Kayla Ristianto	2	1	113	0	0	0	0	.000	0	.000	0	0	0	0-0	0	0	0	0	0
31	Maddie Leroy	2	1	96	0	0	0	2	.000	0	.000	0	0	0	0-0	0	0	0	0	0
13	Ava Laden	2	1	83	0	0	0	1	.000	0	.000	0	0	0	0-0	0	0	0	0	2
34	Emily Gibbons	2	0	52	0	0	0	1	.000	1	1.000	0	0	0	0-0	0	0	0	0	1
3	Lily Ellingson	1	1	73	0	0	0	1	.000	0	.000	0	0	0	0-0	0	0	0	0	0
14	Tanum Nelson	1	1	62	0	0	0	2	.000	0	.000	0	0	0	0-0	0	0	0	0	2
35	Ava Jung	1	0	33	0	0	0	0	.000	0	.000	0	0	0	0-0	0	0	0	0	1
2	Brooke Brown	1	0	19	0	0	0	0	.000	0	.000	0	0	0	0-0	0	0	0	0	0
12	Maran Kingsley	1	0	16	0	0	0	0	.000	0	.000	0	0	0	0-0	0	0	0	0	0
9	Alanna Colbert	1	0	13	0	0	0	0	.000	0	.000	0	0	0	0-0	0	0	0	0	1
10	Lauren DiPierri	1	0	7	0	0	0	0	.000	0	.000	0	0	0	0-0	0	0	0	0	0
TOTALS		2		1980	1	1	3	21	.048	6	.286	1	0	1	0-0	1	0	0	0	19
OPPONENTS		2		1980	3	3	9	30	.100	8	.267	6	1	1	0-0	1	0	0	0	23

#	PLAYER	GP	GS	MIN	GA	GAA	SV	SV%	W	L	T	SHO	CBO
0	Erica Fox	2	2	180:00	3	1.50	5	.625	1	1	0	1	0
TEAM		—	—	—	—	—	0	.000	—	—	—	0	—
TOTALS		2		180:00	3	1.50	5	.625	1	1	0	1	0
OPPONENTS		2		180:00	1	0.50	5	.833	1	1	0	1	0

GOALS BY PERIOD

TEAM	1ST	2ND	OT1	OT2	TOTAL
Cornell	0	1	0	0	1
Opponent	3	0	0	0	3

SHOTS BY PERIOD

TEAM	1ST	2ND	OT1	OT2	TOTAL
Cornell	10	11	0	0	21
Opponent	16	14	0	0	30

SAVES BY PERIOD

TEAM	1ST	2ND	OT1	OT2	TOTAL
Cornell	4	1	0	0	5
Opponent	4	1	0	0	5

CORNERS BY PERIOD

TEAM	1ST	2ND	OT1	OT2	TOTAL
Cornell	5	4	0	0	9
Opponent	3	4	0	0	7

FOULS BY PERIOD

TEAM	1ST	2ND	OT1	OT2	TOTAL
Cornell	9	10	0	0	19
Opponent	10	13	0	0	23

ATTENDANCE SUMMARY

	CORNELL	OPPONENTS
Total	515	0
Dates/Avg / Date	2 / 258	0 / 0
Neutral Site #/Avg	0 / 0	

2024 MATCH-BY-MATCH OFFENSIVE STATISTICS

Overall2-5-4

Home2-2-2

Away0-3-2

Neutral0-0-0

Ivy League1-1-0

DATE	OPPONENT	SCORE	G	A	PTS	SH	SH%	SOG	SOG%	GWG	GT	UA	OT	PK	YC	RC	FOULS
8/25/24	at Colgate	1-1	1	0	2	11	.091	8	.727	0	1	1	0	0-0	0	0	7
8/29/24	vs. Buffalo	1-1	1	1	3	12	.083	6	.500	0	0	0	0	0-0	2	0	14
9/1/24	vs. Syracuse	2-1	2	3	7	21	.095	7	.333	1	0	0	0	0-0	1	0	8
9/5/24	vs. Boston College	2-3	2	1	5	17	.118	7	.412	0	0	1	0	0-0	1	0	8
9/8/24	at Lehigh	0-0	0	0	0	13	.000	5	.000	0	0	0	0	0-0	0	0	8
9/12/24	at St. John's	1-4	1	1	3	7	.143	6	.857	0	0	0	0	0-0	1	0	14
9/15/24	vs. Villanova	1-1	1	1	3	12	.083	6	.500	0	1	0	0	0-0	1	0	9
9/20/24	at Long Beach State	0-1	0	0	0	4	.000	1	.250	0	0	0	0	0-0	0	1	17
9/22/24	at Pepperdine	0-3	0	0	0	8	.000	4	.500	0	0	0	0	0-0	0	0	5
9/28/24	vs. Princeton	0-3	0	0	0	8	.000	1	.125	0	0	0	0	0-0	0	0	7
10/5/24	vs. Dartmouth	1-0	1	1	3	13	.077	5	.385	1	0	0	0	0-0	1	0	12
10/9/24	at Columbia																
10/13/24	at Harvard																
10/19/24	vs. Yale																
10/26/24	at Brown																
11/2/24	vs. Penn																
CORNELL TOTALS		9-18	9	8	26	126	.071	56	.444	2	2	2	0	0-0	7	1	109
PER MATCH AVERAGES		—	0.82	0.73	2.36	11.45	—	5.09	—	—	—	—	—	—	0.64	0.09	9.91
OPPONENT TOTALS		18-9	18	14	50	132	.136	57	.432	5	1	6	0	1-1	6	1	79
PER MATCH AVERAGES		—	1.64	1.27	4.55	12.00	—	5.18	—	—	—	—	—	—	0.55	0.09	7.18

2024 MATCH-BY-MATCH DEFENSIVE STATISTICS

DATE	OPPONENT	SCORE	MIN	GA	GAA	SV	SV%	W	L	T	SHO
8/25/24	at Colgate	1-1	90:00	1	1.00	3	.750	0	0	1	0
8/29/24	vs. Buffalo	1-1	90:00	1	1.00	3	.750	0	0	1	0
9/1/24	vs. Syracuse	2-1	90:00	1	1.00	5	.833	1	0	0	0
9/5/24	vs. Boston College	2-3	90:00	3	1.50	2	.400	0	1	0	0
9/8/24	at Lehigh	0-0	90:00	0	1.20	6	1.000	0	0	1	1
9/12/24	at St. John's	1-4	90:00	4	1.67	3	.429	0	1	0	0
9/15/24	vs. Villanova	1-1	90:00	1	1.57	1	.500	0	0	1	0
9/20/24	at Long Beach State	0-1	90:00	1	1.50	6	.857	0	1	0	0
9/22/24	at Pepperdine	0-3	90:00	3	1.67	5	.625	0	1	0	0
9/28/24	vs. Princeton	0-3	90:00	3	1.80	3	.500	0	1	0	0
10/5/24	vs. Dartmouth	1-0	90:00	0	1.64	2	1.000	1	0	0	1
10/9/24	at Columbia										
10/13/24	at Harvard										
10/19/24	vs. Yale										
10/26/24	at Brown										
11/2/24	vs. Penn										
CORNELL TOTALS		9-18	990:00	18	1.64	39	.684	2	5	4	2
PER MATCH AVERAGES		—	—	1.64	—	3.55	—	—	—	—	0.18
OPPONENT TOTALS		18-9	990:00	9	0.82	47	.839	5	2	4	4
PER MATCH AVERAGES		—	—	0.82	—	4.27	—	—	—	—	0.36

TEAM GOALS IN A GAME

1.	7	9/17/84 vs. Hamilton (W, 7-0)
	7	9/18/90 vs. Canisius (W, 7-1)
	7	10/18/92 vs. Bucknell (W, 7-0)
	7	10/22/96 at Army (W, 7-2)
	7	9/5/10 vs. Delaware State (W, 7-0)
6.	6	9/28/83 vs. Wells (W, 6-1)
	6	11/1/86 at Columbia (W, 6-1)
	6	10/21/87 vs. Canisius (W, 6-0)
	6	9/24/88 at Columbia (W, 6-0)
	6	10/7/89 vs. Columbia (W, 6-1)
	6	9/22/90 at Columbia (W, 6-0)
	6	9/15/91 vs. Monmouth (W, 6-1)
	6	9/13/97 vs. Columbia (W, 6-2)
	6	9/16/98 vs. Bucknell (W, 6-0)
	6	10/19/99 vs. Saint Francis (Pa.) (W, 6-1)
16.	5	11 times; <b>Last:</b> 9/12/14 vs. VMI (W, 5-0)

INDIVIDUAL GOALS IN A GAME

1.	4	Laurie Collier	at Yale (10/3/87)
	4	Genna Terranova	vs. Northeastern (10/18/98)
3.	3	Meagan McMahan	vs. Wells (9/28/83)
	3	Meagan McMahan	vs. Hamilton (9/17/84)
	3	Jennifer Smith	vs. Columbia (10/7/89)
	3	Amy Finkelstein	vs. Princeton (9/15/90)
	3	Cindy Spera	vs. Monmouth (9/15/91)
	3	Lori Penny	vs. Penn (10/17/92)
	3	Lori Penny	vs. Bucknell (10/18/92)
	3	Heather Ott	at Princeton (10/5/93)
	3	Genna Terranova	at Army (10/22/96)
	3	Caarki Sweitzer	vs. Columbia (9/13/97)
	3	Alicia Doolittle	vs. Vermont (10/8/00)
	3	Alison McKeown	vs. UAlbany (10/6/06)
	3	Lena Russomagno	vs. Lafayette (9/16/07)
15.	2	77 times by 39 players <b>Last:</b> Laken Gallman, vs. UAlbany (10/17/23)	

MULTIPLE 2+ GOAL SCORERS

2	Laura Payne	
2	Karlee Seager	vs. Cazenovia (10/5/82)
2	Laurie Collier	
2	Meagan McMahan	at Colgate (10/3/84)
3	Jennifer Smith	vs. Columbia (10/7/89)
2	Cindy Spera	
2	Lauren Gallagher	at Columbia (9/22/90)
2	Cindy Spera	
2	Amy Finkelstein	vs. Duke (10/13/90)
2	Cindy Spera	
3	Cindy Spera	vs. Monmouth (9/15/91)
2	Dina Grossman	
3	Lori Penny	vs. Bucknell (10/18/92)
2	Tasha Fleury	
2	Tasha Fleury	vs. Princeton (9/25/94)
2	Lori Penny	
2	Andrea Madison	vs. Saint Francis (Pa.) (10/19/99)
2	Sophia Smith	
2	Emily Knight	
2	Sarah Olsen	vs. Bucknell (10/24/00)
2	Megan Crowell	
2	Mary Keroack	vs. Delaware State (9/5/10)

TEAM ASSISTS IN A GAME

1.	8	9/16/98 vs. Bucknell (W, 6-0)
2.	7	9/15/91 vs. Monmouth (W, 6-1)
	7	10/18/92 vs. Bucknell (W, 7-0)
4.	6	9/28/83 vs. Wells (W, 6-1)
	6	9/17/84 vs. Hamilton (W, 7-0)
	6	10/4/86 at Yale (W, 4-1)
	6	10/21/87 vs. Canisius (W, 6-0)
	6	9/18/90 vs. Canisius (W, 7-1)
9.	5	11 times; <b>Last:</b> 9/12/14 vs. VMI (W, 5-0)

INDIVIDUAL ASSISTS IN A GAME

1.	4	Krista Kallio	vs. Wells (9/28/83)
2.	3	Jennifer Smith	at Hartwick (10/7/87)
	3	Amy Snow	vs. Monmouth (9/15/91)
	3	Elizabeth Crowell	vs. UAlbany (9/15/13)
4.	2	51 times by 32 players <b>Last:</b> Laken Gallman, vs. Lehigh (8/27/23)	

MULTIPLE 2+ ASSIST OUTINGS

2	Cindy Bishop	
2	Laurie Collier	at Yale (10/4/86)
2	Jeri Maerz	
2	Karen Roberts	vs. Canisius (10/25/88)
2	Amy Finkelstein	
2	Sue Miller	vs. Canisius (9/18/90)
3	Amy Snow	
2	Corinne Cantrall	vs. Monmouth (9/15/91)
2	Amy Finkelstein	
2	Lori Penny	vs. Bucknell (10/18/92)
2	Amy Snow	
2	Miki Agrawal	
2	Caarki Sweitzer	vs. Northeastern (10/18/98)
2	Caroline Growney	
2	Claire MacManus	vs. VMI (9/12/14)

TEAM POINTS IN A GAME

1.	21	10/18/92 vs. Bucknell (W, 6-0; 7g-7a)
2.	20	9/17/84 vs. Hamilton (W, 7-0; 7g-6a)
	20	9/18/90 vs. Canisius (W, 7-1; 7g-6a)
	20	9/16/98 vs. Bucknell (W, 6-0; 6g-8a)
5.	19	9/15/91 vs. Monmouth (W, 6-1; 6g-7a)
	19	10/22/96 at Army (W, 7-2; 7g-5a)
	19	9/5/10 vs. Delaware State (W, 7-0; 7g-5a)
8.	18	9/28/83 vs. Wells (W, 6-1; 6g-6a)
	18	10/21/87 vs. Canisius (W, 6-0; 6g-6a)
10.	17	11/1/86 at Columbia (W, 6-1; 6g-5a)
	17	9/24/88 at Columbia (W, 6-0; 6g-5a)
	17	10/19/99 vs. Saint Francis (Pa.) (W, 6-1; 6g-5a)

INDIVIDUAL POINTS IN A GAME

1.	8	Laurie Collier (4g)	at Yale (10/3/87)
	8	Lori Penny (3g-2a)	vs. Bucknell (10/18/92)
	8	Genna Terranova (4g)	vs. Northeastern (10/18/98)
4.	7	Meagan McMahan (3g-a)	vs. Hamilton (9/17/84)
	7	Caarki Sweitzer (3g-a)	vs. Columbia (9/13/97)
6.	6	Meagan McMahan (3g)	vs. Wells (9/28/83)
	6	Jennifer Smith (3g)	vs. Columbia (10/7/89)
	6	Amy Finkelstein (3g)	vs. Princeton (9/15/90)
	6	Cindy Spera (3g)	vs. Monmouth (9/15/91)
	6	Lori Penny (3g)	vs. Penn (10/17/92)
	6	Heather Ott (3g)	at Princeton (10/5/93)
	6	Genna Terranova (3g)	at Army (10/22/96)
	6	Alicia Doolittle (3g)	vs. Vermont (10/8/00)
	6	Alicia McKeown (3g)	vs. UAlbany (10/6/06)
	6	Lena Russomagno (3g)	vs. Lafayette (9/16/07)

FASTEST GOALS TO BEGIN MATCH

0:16	Maneesha Chitanvis	at Fordham (9/2/11)
0:22	Jackie Stromberg	at Syracuse (10/13/04)
0:36*	Molly Easterlin	at Robert Morris (9/4/05)
0:43	Genna Terranova	at Army (10/22/96)
0:48*	Tasha Fleury	vs. Princeton (9/25/94)
0:51	Lena Russomagno	vs. Oakland (9/5/08)
0:59*	Laurie Collier	at Ithaca (9/15/87)
1:17*	Shannon Fraser	vs. Lafayette (9/18/05)
1:21	Meagan McMahan	vs. Wells (9/28/83)
1:25*	Michelle Lauermann	vs. St. Bonaventure (9/10/93)

\* - denotes game-winning goal

LATEST REGULATION GOAL SCORED

89:56*	Tasha Fleury	at Princeton (9/21/91)
89:55	Debbie Laske	vs. Canisius (10/21/87)
89:51	Eva Dixon	vs. Dartmouth (11/8/08)
89:49	Krista Kallio	at Hamilton (9/21/82)
89:49*	Brenna Mockler	vs. UAlbany (9/15/13)
89:45	Cindy Bishop	vs. Colgate (10/2/85)
89:40	Cindy Spera	vs. Yale (9/28/91)
89:40	Sarah Olsen	vs. Bucknell (10/9/02)
89:12	Alicia Doolittle	at Harvard (10/6/00)
89:10*	Laurie Collier	at Brown (10/17/87)

\* - denotes game-winning goal

LATEST GAME-WINNING GOAL (NON-OT)

89:56	Tasha Fleury	at Princeton (9/21/91)
89:49	Brenna Mockler	vs. UAlbany (9/15/13)
89:10	Laurie Collier	at Brown (10/17/87)
88:20	Sarah Olsen	at Vermont (10/4/02)
85:08	Amy Finkelstein	at Yale (11/5/94)
84:09	Caitlin Oliver	vs. Canisius (9/16/05)
83:34	Heather Ott	at Penn (9/16/95)
83:23	Sydney Malaga	vs. Colgate (9/26/23)
83:01	Becky D'Aleo	vs. Brown (11/2/96)
82:30	Kara Ishikawa	at Bucknell (9/10/03)

TEAM SAVES IN A GAME

1.	17	vs. Princeton (9/18/82)
	17	vs. Stony Brook (9/29/01)
3.	16	at Brown (10/15/83)
	16	vs. Providence (9/23/94)
	16	at Penn State (10/30/96)
	16	vs. Yale (11/8/97)
7.	15	vs. Brown (10/16/82)
	15	vs. Adelphi (10/1/83)
	15	at Dartmouth (11/5/83)
	15	at Harvard (10/13/84)
	15	vs. N.C. State (10/14/90)
	15	vs. UMass (10/30/94)
	15	vs. Boston College (10/2/94)
	15	vs. Colgate (9/19/95)
	15	vs. Columbia (9/22/18)

INDIVIDUAL SAVES IN A GAME

1.	17	Lisa Brigham	vs. Princeton (9/18/82)
	17	Katie Thomas	vs. Stony Brook (9/29/01)
2.	16	Katie Thompson	at Brown (10/15/83)
	16	Sue DeLong	vs. Providence (9/23/94)
	16	Marybeth Bell	at Penn State (10/30/96)
	16	Kristin Pepe	vs. Yale (11/8/97)
6.	15	Lisa Brigham	vs. Brown (10/16/82)
	15	Kate Thompson	vs. Adelphi (10/1/83)
	15	Kate Thompson	at Dartmouth (11/5/83)
	15	Sue DeLong	vs. N.C. State (10/14/90)
	15	Sue DeLong	vs. UMass (10/30/94)
	15	Sue DeLong	vs. Boston College (10/2/94)
	15	Marybeth Bell	vs. Colgate (9/19/95)
	15	Meghan Kennedy	vs. Columbia (9/22/18)

**Bold denotes accomplished this season**



GOALS IN A SEASON

1.	11	Meagan McMahan	1984
	11	Laurie Collier	1987
	11	Amy Finkelstein	1990
	11	Lori Penny	1992
	11	Genna Terranova	1996
	11	Emily Knight	2003
7.	10	Meagan McMahan	1983
	10	Lori Penny	1994
9.	9	Laurie Collier	1986
	9	Cindy Spera	1988

ASSISTS IN A SEASON

1.	7	Laurie Collier	1986
	7	Jennifer Smith	1987
	7	Jennifer Daly	1994
	7	Amy Finkelstein	1994
5.	6	Donna Eberhardt	1988
	6	Amy Snow	1991
	6	Amy Snow	1992
	6	Rebecca D'Aleo	1993
	6	Lori Penny	1993
	6	Dempsey Banks	2013
	6	Reagan Pauwels	2023

POINTS IN A SEASON

1.	27	Amy Finkelstein (11 goals, 5 assists)	1990
2.	26	Laurie Collier (11 goals, 4 assists)	1987
	26	Emily Knight (11 goals, 4 assists)	2003
4.	25	Meagan McMahan (11 goals, 3 assists)	1984
	25	Laurie Collier (9 goals, 7 assists)	1986
6.	24	Lori Penny (11 goals, 2 assists)	1992
	24	Genna Terranova (11 goals, 2 assists)	1996
8.	21	Meagan McMahan (10 goals, 1 assist)	1983
	21	Lori Penny (10 goals, 1 assist)	1994
	21	Lori Penny (8 goals, 4 assists)	1995

SAVES IN A SEASON

1.	139	Sue DeLong	1994
2.	137	Kate Thompson	1983
3.	130	Marybeth Bell	1995
	130	Kristin Pepe	1997
5.	119	Marybeth Bell	1996
6.	108	Lisa Brigham	1982
7.	107	Meghan Cauzillo	1998
8.	104	Sherrie Chocola	1985
	104	Katie Thomas	2001
10.	94	Meghan Kennedy	2018

SEASON GOALS-AGAINST AVERAGE

1.	0.41	Sue DeLong (7 GA, 1519 minutes)	1991
2.	0.45	Melissa Gambrell (7 GA, 1401 minutes)	1987
3.	0.50	Kelsey Tierney (9 GA, 1625 minutes)	2015
4.	0.65	Kate Thompson (10 GA, 1377 minutes)	1983
5.	0.78	Sherrie Chocola (12 GA, 1387 minutes)	1985
6.	0.79	Sherrie Chocola (11 GA, 1248 minutes)	1986
7.	0.94	Kate Alexander (16 GA, 1530 minutes)	1992
8.	0.96	Katie Thomas (13 GA, 1216 minutes)	2002
9.	0.97	Marybeth Bell (18 GA, 1667 minutes)	1995
10.	0.98	Sue DeLong (19 GA, 1740 minutes)	1994

CLEAN SHEETS IN A SEASON

1.	12	Melissa Gambrell	1987
	12	Kelsey Tierney	2015
3.	9	Kate Thompson	1983
4.	8	Sherrie Chocola	1985
	8	Sue DeLong	1991
6.	7	Sue DeLong	1994
	7	Marybeth Bell	1995
8.	6	Kate Alexander	1992
	6	Katie Thomas	2002
10.	5	Melissa Gambrell	1988

TEAM GOALS IN A SEASON

1.	34	1994	# of players with goals:	10
2.	32	1990	# of players with goals:	9
3.	31	1986	# of players with goals:	9
	31	1995	# of players with goals:	9
5.	30	1987	# of players with goals:	10
	30	2003	# of players with goals:	9
7.	29	1984	# of players with goals:	10
	29	1988	# of players with goals:	9
9.	28	1993	# of players with goals:	9
	28	1996	# of players with goals:	8

TEAM ASSISTS IN A SEASON

1.	29	1986	# of players with assists:	10
	29	1994	# of players with assists:	9
3.	28	1995	# of players with assists:	10
4.	27	1993	# of players with assists:	11
5.	24	1987	# of players with assists:	8
6.	23	1991	# of players with assists:	11
	23	2003	# of players with assists:	9
8.	22	1992	# of players with assists:	10
	22	1998	# of players with assists:	12
	22	2013	# of players with assists:	8

TEAM POINTS IN A SEASON

1.	97	1994	# of players with points:	13
2.	91	1986	# of players with points:	12
3.	90	1995	# of players with points:	10
4.	84	1987	# of players with points:	13
	84	1990	# of players with points:	10
6.	83	1993	# of players with points:	13
	83	2003	# of players with points:	13
8.	79	1988	# of players with points:	10
9.	78	1984	# of players with points:	12
10.	77	1991	# of players with points:	12

TEAM SAVES IN A SEASON

1.	143	1995	Matches: 19	SV/match: 7.53
2.	139	1994	Matches: 18	SV/match: 7.72
3.	138	1983	Matches: 15	SV/match: 9.20
4.	136	1997	Matches: 16	SV/match: 8.50
5.	133	1996	Matches: 17	SV/match: 7.82
6.	117	2008	Matches: 15	SV/match: 7.80
7.	116	1985	Matches: 15	SV/match: 7.73
8.	114	1998	Matches: 17	SV/match: 6.71
9.	108	1982	Matches: 12	SV/match: 9.00
	108	2000	Matches: 17	SV/match: 6.35

SEASON GOALS-AGAINST AVERAGE

1.	0.44	1987	GA: 7	Minutes: 1440
2.	0.47	1991	GA: 8	Minutes: 1530
3.	0.50	2015	GA: 9	Minutes: 1625
4.	0.70	1983	GA: 11	Minutes: 1410
5.	0.77	1985	GA: 12	Minutes: 1410
6.	0.80	1986	GA: 12	Minutes: 1350
7.	0.84	2002	GA: 15	Minutes: 1610
8.	0.94	1992	GA: 16	Minutes: 1530
9.	0.983	1994	GA: 19	Minutes: 1740
10.	0.984	1995	GA: 20	Minutes: 1830

SEASON CLEAN SHEETS

1.	12	1987
	12	2015
3.	9	1983
4.	8	1985
	8	1991
	8	1995
	8	2002
8.	7	1994
9.	6	2010
	6	2014

*Bold denotes active player / feat accomplished this season*

CAREER GOALS

1.	33	Lori Penny	1992-95
2.	32	Laurie Collier	1984-87
3.	26	Cindy Spera	1988-91
	26	Genna Terranova	1995-98
5.	24	Emily Knight	2000-03
6.	21	Meagan McMahan	1983-85
	21	Amy Finkelstein	1990-94
8.	19	Jennifer Smith	1986-89
9.	18	Sarah Olsen	1999-02
10.	16	Maneesha Chitanvis	2009-12

CAREER ASSISTS

1.	18	Amy Snow	1989-92
2.	17	Laurie Collier	1984-87
	17	Amy Finkelstein	1990-94
4.	15	Rebecca D'Aleo	1993-97
	15	Jennifer Daly	1993-96
6.	13	Alice McAneny	1984-87
	13	Jennifer Smith	1986-89
	13	Lori Penny	1992-95
	13	Rachel Nichols	2010-13
10.	12	Shannon Fraser	2002-05

CAREER POINTS

1.	81	Laurie Collier (32 goals, 17 assists)	1984-87
2.	79	Lori Penny (33 goals, 13 assists)	1992-95
3.	59	Amy Finkelstein (21 goals, 17 assists)	1990-94
	59	Genna Terranova (26 goals, 7 assists)	1995-98
5.	58	Cindy Spera (26 goals, 6 assists)	1988-91
6.	55	Emily Knight (24 goals, 7 assists)	2000-03
7.	51	Jennifer Smith (19 goals, 13 assists)	1986-89
8.	46	Meagan McMahan (21 goals, 4 assists)	1983-85
9.	42	Shannon Fraser (15 goals, 12 assists)	2002-05
10.	40	Sarah Olsen (18 goals, 4 assists)	1999-02

CAREER SAVES

1.	370	Sue DeLong	1990-94
2.	279	Meghan Cauzillo	1997-00
3.	270	Katie Thomas	2001-04
4.	252	Sherrie Chocola	1984-86
5.	249	Marybeth Bell	1995-96
6.	235	Melissa Gambrell	1986-89
7.	228	Meghan Kennedy	2015-18
8.	183	Kelsey Tierney	2013-16
9.	157	Kristin Pepe	1995-97
10.	152	Megan Bartlett	2008-11

CAREER GOALS-AGAINST AVERAGE

1.	0.80	Kate Thompson (13 GA, 1467 min.)	1983-84
2.	0.87	Sherrie Chocola (37 GA, 3829 min.)	1984-86
3.	0.97	Kate Alexander (17 GA, 1573 min.)	1992-93
4.	0.99	Melissa Gambrell (43 GA, 3897 min.)	1986-89
5.	1.00	Sue DeLong (63 GA, 5646 min.)	1990-94
6.	1.20	Kelsey Tierney (63 GA, 4707 min.)	2013-16
7.	1.35	Chrissy Mayer (15 GA, 1006 min.)	2016-19
8.	1.39	Katie Thomas (69 GA, 4479 min.)	2001-04
9.	<b>1.45</b>	<b>Natalie Medugno (23 GA, 1436 min.)</b>	<b>2022-Pr.</b>
10.	1.46	Katrina Matlin (25 GA, 1540 min.)	2003-06

CAREER CLEAN SHEETS

1.	22	Melissa Gambrell	1986-89
2.	21.5	Kelsey Tierney	2013-16
3.	20	Sue DeLong	1990-94
4.	16	Sherrie Chocola	1984-86
5.	13	Katie Thomas	2001-04
6.	10	Marybeth Bell	1995-96
7.	9	Kate Thompson	1983-84
8.	7	Kate Alexander	1992-93
9.	6.5	Katrina Matlin	2003-06
10.	6	Meghan Cauzillo	1997-00
	6	Meghan Kennedy	2015-18
11.	<b>5.5</b>	<b>Natalie Medugno</b>	<b>2022-Pr.</b>

NUMBERS FOR HOME, ROAD, NEUTRAL SITES, AND IVY LEAGUE MATCHES ARE BASED UPON THOSE TYPES OF MATCHES

CORNELL AS A TEAM...

Won a Home Match (0 matches)	10/5/24 vs. Dartmouth (W, 1-0)
Won a Road Match (11 matches)	8/30/23 at Marist (W, 2-0)
Won a Neutral Site Match (0 matches)	9/6/15 vs. Akron (W, 2-0)
Lost a Home Match (1 match)	9/28/24 vs. Princeton (L, 0-3)
Lost a Road Match (0 matches)	9/22/24 at Pepperdine (L, 0-3)
Lost a Neutral Site Match (2 matches)	9/20/13 vs. Cincinnati (L, 0-1)
Home Match End in Draw (2 matches)	9/15/24 vs. Villanova (T, 1-1)
Road Match End in Draw (3 matches)	9/8/24 at Lehigh (T, 0-0)
Neutral Site Match End in Draw (12 matches)	11/16/02 vs. Providence (T, 1-1 — 2OT)
Won in Overtime (86 matches)	8/24/18 at St. Bonaventure (W, 2-1 — OT)
Lost in Overtime (49 matches)	9/17/21 at Stony Brook (L, 3-4 — OT)
Played Double Overtime (52 matches)	9/9/21 at Syracuse (T, 0-0 — 2OT)
Won an Ivy League Match (0 matches)	10/5/24 vs. Dartmouth (W, 1-0)
Lost an Ivy League Match (1 match)	9/28/24 vs. Princeton (L, 0-3)
Ivy League Match Ended in Draw (3 matches)	10/14/23 at Yale (T, 1-1)
Held Scoreless (1 match)	9/28/24 vs. Princeton (L, 0-3)
Scored One Goal (0 matches)	10/5/24 vs. Dartmouth (W, 1-0)
Scored Two Goals (7 matches)	9/5/24 vs. Boston College (L, 2-3)
Scored Three Goals (12 matches)	10/17/23 vs. UAlbany (W, 4-0)
Scored Four Goals (12 matches)	10/17/23 vs. UAlbany (W, 4-0)
Scored Five-Plus Goals (148 matches)	9/12/14 vs. VMI (W, 5-0)
Multiple Players with 2+ Goals (213 matches)	9/5/10 vs. Delaware State (W, 7-0) (2, Megan Crowell & 2, Mary Keroack)
Three-Plus Players with 2+ Goals	Never
Multiple Players with Hat Tricks	Never
Multiple Players with 2+ Assists (149 matches)	9/12/14 vs. VMI (W, 5-0) (2, Caroline Growney & 2, Claire MacManus)
Three-Plus Players with 2+ Assists (526 matches)	9/15/91 vs. Monmouth (W, 6-1) (3, Amy Snow; 2, Corinne Cantrall; 2, Amy Finkelstein)
Multiple Players with 3+ Assists	Never
Shutout Opponent (0 matches)	10/5/24 vs. Dartmouth (W, 1-0)
Allowed One Goal (1 match)	9/28/24 vs. Princeton (L, 0-3)
Allowed Two Goals (1 match)	9/28/24 vs. Princeton (L, 0-3)
Allowed Three Goals (1 match)	9/28/24 vs. Princeton (L, 0-3)
Allowed Four Goals (5 matches)	9/12/24 at St. John's (L, 1-4)
Allowed Five-Plus Goals (30 matches)	10/8/22 at #25 Harvard (L, 1-5)
Attempted 20-Plus Shots (8 matches)	21, vs. Syracuse (9/1/24 — W, 2-1)
Attempted 25-Plus Shots (13 matches)	30, vs. UAlbany (10/17/23 — W, 4-0)
Attempted 30-Plus Shots (13 matches)	30, vs. UAlbany (10/17/23 — W, 4-0)
Recorded 10-Plus Shots on Goal (13 matches)	17, vs. UAlbany (10/17/23 — W, 4-0)
Recorded 15-Plus Shots on Goal (13 matches)	17, vs. UAlbany (10/17/23 — W, 4-0)
Recorded 10-Plus Corner Kicks (56 matches)	10, vs. UAlbany (8/29/21 — T, 2-2 — 2OT)
Allowed 10-Plus Corner Kicks (25 matches)	10, vs. Lehigh (8/27/23 — T, 2-2)
Called for 15-Plus Fouls (3 matches)	17, at Long Beach State (9/20/24 — L, 0-1)
Opponent Called for 15-Plus Fouls (37 matches)	17, at UAlbany (9/7/22 — T, 1-1)

A CORNELL PLAYER...

Scored a Brace (Two Goals) (13 matches)	2, Laken Gallman, vs. UAlbany (10/17/23 — W, 4-0)
Scored a Hat Trick (255 matches)	3, Lena Russomagno, vs. Lafayette (9/16/07 — W, 3-2)
Scored Four Goals (399 matches)	4, Genna Terranova, vs. Northeastern (10/18/98 — W, 5-2)
Recorded Multiple Assists (25 matches)	2, Laken Gallman, vs. Lehigh (8/27/23 — T, 2-2)
Recorded Three Assists (163 matches)	3, Elizabeth Crowell, vs. UAlbany (9/15/13 — W, 5-4)
Recorded Four Assists (629 matches)	4, Krista Kallio, vs. Wells (9/28/83 — W, 6-1)
Recorded 3+ Points (13 matches)	4, Laken Gallman (2g), vs. UAlbany (10/17/23 — W, 4-0)
Recorded 5+ Points (163 matches)	5, Elizabeth Crowell (1g-3a), vs. UAlbany (9/15/13 — W, 5-4)
Recorded 5+ Shot Atts. (1 match)	5, Laken Gallman, vs. Princeton (9/28/24 — L, 0-3)
Recorded 7+ Shot Attempts (47 matches)	7, Reina Gabriel, vs. Colgate (10/5/21 — W, 2-1)
Scored on a Penalty (39 matches)	Ashley Durik, at Niagara (9/1/22 — L, 2-3)
Attempted a Penalty (39 matches)	Ashley Durik, at Niagara (9/1/22 — L, 2-3)
Saved 10-Plus Shots (43 matches)	10, Miranda Iannone, at Princeton (10/30/21 — L, 0-1)
Saved 15-Plus Shots (80 matches)	15, Meghan Kennedy, vs. Columbia (9/22/18 — L, 1-2)
Recorded a Clean Sheet (0 matches)	Erica Fox, 10/5/24 vs. Dartmouth (W, 1-0)
Recorded a Red Card (3 matches)	Erica Fox, at Long Beach State (9/20/24 — L, 0-1)
AN OPPOSING PLAYER...	
Scored a Brace (Two Goals) (7 matches)	2, Paige Peltier, vs. Boston College (9/5/24 — L, 2-3)
Hat Trick (55 matches)	3, Annie Ibey, vs. Niagara (9/2/21 — L, 2-5)
Recorded Multiple Assists (5 matches)	2, Athina Sofroniou, at St. John's (9/12/24 — L, 1-4)
Recorded Three Assists (46 matches)	3, Hannah Bebar, vs. Harvard (10/9/21 — L, 0-4)
Recorded 3+ Points (1 match)	3, Kate Toomey (g-a), vs. Princeton (9/28/24 — L, 0-3)
Recorded 5+ Points (30 matches)	5, Audrey Francois (2g-a), at Harvard (10/8/22 — L, 1-5)
Recorded 5+ Shot Attempts (1 match)	5, Isabella Garces, vs. Princeton (9/28/24 — L, 0-3)
Recorded 7+ Shot Attempts (52 matches)	7, Victoria McKnight, vs. Binghamton (9/15/21 — L, 1-3)
Recorded 10+ Shot Attempts (119 matches)	10, Tyler Lussi, at Princeton (10/31/15 — L, 0-2)
Scored on a Penalty (4 matches)	Susanna Soderman, vs. Villanova (9/15/24 — T, 1-1)
Attempted a Penalty (4 matches)	Susanna Soderman, vs. Villanova (9/15/24 — T, 1-1)
Saved 10-Plus Shots (13 matches)	12, Gabriella Terranova, vs. UAlbany (10/17/23 — W, 4-0)
Recorded a Clean Sheet (2 matches)	Jillian Medvecky & Taylor Rath, at Pepperdine (9/22/24 — L, 0-3)
Recorded a Red Card (0 matches)	Taylor Schram (coach), vs. Dartmouth (10/5/22 — W, 1-0)

*Bold denotes occurred during 2024 season*

# 2024 CORNELL WOMEN'S SOCCER TV ROSTER



**0**

**ERICA FOX**  
Senior | Goalkeeper  
San Marcos, Calif.



**00**

**NATALIE MEDUGNO**  
Junior | Goalkeeper  
Oceanside, N.Y.



**1**

**NAOMI GLASSBERG**  
Sophomore | Goalkeeper  
New Tripoli, Pa.



**2**

**BROOKE BROWN**  
Sophomore | Midfielder  
Barrington, Ill.



**3**

**LILY ELLINGSON**  
Senior | Defender  
San Diego, Calif.



**4**

**JANE OFFIT**  
Freshman | Defender  
New York, N.Y.



**5**

**ABIGAIL BISHARA**  
Junior | Midfielder  
Clarence Center, N.Y.



**6**

**ISABEL CHAPMAN**  
Sophomore | Defender  
Ann Arbor, Mich.



**7**

**IZZY SCOTT**  
Junior | Defender  
Austin, Texas



**8**

**AMANDA POLYNIK**  
Freshman | Midfield/Forward  
River Vale, N.J.



**9**

**ALANNA COLBERT**  
Sophomore | Forward  
Lexington, S.C.



**10**

**LAUREN DiPIERRI**  
Freshman | Midfielder  
Plainview, N.Y.



**11**

**MARIANA KESSINGER**  
Junior | Midfield / Forward  
Palo Alto, Calif.



**12**

**MARAN KINGSLEY**  
Junior | Defender  
Buffalo, N.Y.



**13**

**AVA LADEN**  
Senior | Forward  
Denver, Colo.



**14**

**TANUM NELSON**  
Junior | Midfield / Forward  
Duxbury, Vt.



**15**

**GABY GONZALEZ**  
Junior | Defender  
Westport, Conn.



**16**

**REINNA GABRIEL**  
Senior | Midfield / Forward  
Menifee, Calif.



**17**

**SYDNEY ALLEN**  
Sophomore | Forward  
Rockville, Md.



**18**

**GRACE DIEHL**  
Junior | Forward  
Driftwood, Texas



**19**

**ESTELLE JARRELLS**  
Freshman | Forward  
Atlanta, Ga.



**21**

**PEYTON NICHOLS**  
Senior | Midfielder  
New Vernon, N.J.



**22**

**ELLA KOSCHINEG**  
Forward | Midfield / Defender  
Ambler, Pa.



**23**

**ALEX BROTHERTON**  
Senior | Defender  
Dryden, N.Y.



**24**

**IVY TOLBERT**  
Freshman | Midfield / Forward  
Commerce, Ga.



**26**

**KAYLA RISTIANTO**  
Sophomore | Defender  
Dallas, Texas



**27**

**EVELYN CHUDOWSKY**  
Freshman | Forward  
Westport, Conn.



**28**

**LAKEN GALLMAN**  
Senior | Forward  
Charlotte, N.C.



**31**

**MADDIE LEROY**  
Senior | Forward  
Altadena, Calif.



**32**

**CECILY POKIGO**  
Senior | Defender  
Middle River, Md.



**33**

**SYDNEY MALAGA**  
Senior | Forward  
Elmhurst, Ill.



**34**

**EMILY GIBBONS**  
Sophomore | Midfield / Forward  
Hingham, Mass.



**35**

**AVA JUNG**  
Sophomore | Midfielder  
Richmond, Va.



**36**

**HANNAH GRIMES**  
Junior | Goalkeeper  
Woodinville, Wash.



**HC**

**ROB FERGUSON**  
Head Coach  
Sixth Season; Fifth in Role



**AC**

**DANI REID-ESPINAL**  
Assistant Coach  
Fourth Season



**AC**

**SHAELA KRAYNER**  
Assistant Coach  
First Season