

# CORNELL BIG RED

## 2024-25 MEN'S HOCKEY GAME NOTES

TWO NATIONAL CHAMPIONSHIPS (1967, 1970) | 26 IVY LEAGUE CHAMPIONSHIPS | 13 ECAC HOCKEY CHAMPIONSHIPS

### 2024-25 SCHEDULE

#### OCTOBER

26 **TORONTO (EXH.)** (ESPN+) 7 p.m.

#### NOVEMBER

1 **#7 NORTH DAKOTA** (ESPN+) 7 p.m.

2 **#7 NORTH DAKOTA** (ESPN+) 7 p.m.

8 **YALE\*** (ESPN+) 7 p.m.

9 **BROWN\*** (ESPN+) 7 p.m.

15 at Dartmouth\* (ESPN+) 7 p.m.

16 at Harvard\* (ESPN+) 7 p.m.

22 **#11 QUINNIPIAC\*** (ESPN+) 7 p.m.

23 **PRINCETON\*** (ESPN+) 7 p.m.

#### FROZEN APPLE (NEW YORK, N.Y.)

30 vs. #11 Quinnipiac (ESPN+) 8 p.m.

#### DECEMBER

6 **COLGATE\*** (ESPN+) 7 p.m.

7 at Colgate\* (ESPN+) 7 p.m.

#### JANUARY

#### DESERT HOCKEY CLASSIC (TEMPE, ARIZ.)

3 vs. #15 UMass (NCHC.tv) 5 p.m.

4 vs. RMU/ASU (NCHC.tv) TBD

10 at Sacred Heart (FloHockey) 7 p.m.

11 at Sacred Heart (FloHockey) 5 p.m.

17 at Princeton\* (ESPN+) 7 p.m.

18 at #11 Quinnipiac\* (ESPN+) 7 p.m.

24 **HARVARD\*** (ESPN+) 7 p.m.

25 **DARTMOUTH\*** (ESPN+) 7 p.m.

31 at St. Lawrence\* (ESPN+) 7 p.m.

#### FEBRUARY

1 at Clarkson\* (ESPN+) 7 p.m.

7 **RPI\*** (ESPN+) 7 p.m.

8 **UNION\*** (ESPN+) 7 p.m.

14 at Brown\* (ESPN+) 7 p.m.

15 at Yale\* (ESPN+) 7 p.m.

21 **CLARKSON\*** (ESPN+) 7 p.m.

22 **ST. LAWRENCE\*** (ESPN+) 7 p.m.

28 at Union\* (ESPN+) 7 p.m.

#### MARCH

1 at RPI\* (ESPN+) 7 p.m.

All game times Eastern, subject to change

\* - Denotes Ivy League contest

Bold Red CAPS denotes home game



### MEDIA CONTACT

#### MARSHALL HAIM

Assistant Director of Athletic Communications

✉ mh2348@cornell.edu

☎ (716) 465-4945 (mobile)

### TORONTO VARSITY BLUES

AT

### CORNELL BIG RED

EXHIBITION NO. 1 | SATURDAY, OCT. 26 | 7 P.M. | ITHACA, N.Y. | LYNAH RINK | CORNELL LEADS SERIES, 7-4-1

**3-3-0**

OVERALL

**3-3-0**

OUA

**18**

U SPORTS RANK

**Ryan Medel**

8TH SEASON AS HEAD COACH

**90-72-14 (.511)**

8TH SEASON AT TORONTO

**0-0-0**

OVERALL

**0-0-0**

ECAC HOCKEY

**8/8**

USCHO/USA TODAY

**Mike Schafer**

30TH SEASON AS HEAD COACH

**542-289-111 (.634)**

30TH SEASON AT CORNELL

### WEEKEND INFORMATION

#### TV BROADCASTS



Play-by-Play: Grady Whittenberg

Analyst: Tim Vanini '91

Live Stats: cornellbigred.com

#### RADIO BROADCASTS



Play-by-Play: Jason Weinstein

Analyst: Tony Eisenhut '88

Radio Stream: cortacatoday.com

### PUCK DROP

► The No. 8-ranked Cornell men's hockey team welcomes the University of Toronto for its lone exhibition this evening before the 2024-25 regular-season slate commences next weekend.

► Puck drop between the Varsity Blues and Big Red is slated for 7 p.m. Game action will be broadcast on ESPN+ with **GRADY WHITTENBERG** providing play-by-play and former Cornell defenseman **TIM VANINI** '91 supplying analysis. **JASON WEINSTEIN** (play-by-play) and former Big Red blueliner **TONY EISENHUT** '88 (analyst) will also call the contest over the airwaves on WHCU (870 AM, 97.7 FM, cortacatoday.com).

### SUCCESS IN EXHIBITIONS

► Tonight is Cornell's 76th exhibition game in program history. The Big Red has a 60-9-6 (.840) record in exhibitions and is unbeaten over its last 26 (24-0-2 — .962).

► Cornell's average margin of victory during its 26-game unbeaten streak in exhibitions is 3.73. Six of the Big Red's 24 wins during the unbeaten streak have been decided by two goals or less, including its last exhibition victory that came last year against the U.S. NTDP Under-18 Team, where then-freshman defenseman **GEORGE FEGARAS** scored the game-winning goal 3:03 into overtime of a 5-4 triumph.

► Four of Cornell's nine exhibition losses have come against national or professional teams (West German Olympic Team in 1980, U.S. National Team in 1983, Team Canada in 1986, and Torpedo Yaroslavl in 1995).

► The last time Cornell lost an exhibition was Oct. 24, 2009, when the Big Red fell to the U.S. NTDP Under-18 Program, 3-2, as Ithaca native and future Cornell goaltender **ANDY ILES** '14 registered 39 saves in the victory for the U.S. NTDP Under-18s.

### ECAC HOCKEY PRESEASON POLL

► The conference office announced on Sept. 25 that Cornell was picked to finish first in the ECAC Hockey preseason poll following a vote among the 12 head coaches.

► Cornell received 10 of the 12 first-place votes, finishing with a league-leading 120 points. Quinnipiac garnered the other two first-place votes, concluding with 111 points.

► Dartmouth (93 points) and Clarkson (82 points) were picked third and fourth, respectively, in the poll. Colgate (75 points), Harvard (73 points), St. Lawrence (66 points), and Union (60 points) assumed fifth through eighth place. Princeton (32 points), Yale (30 points), RPI (26 points), and Brown (24 points) rounded out the 12-team poll.

► In addition to the ECAC Hockey preseason poll, junior forward **DALTON BANCROFT**, sophomore defenseman **BEN ROBERTSON**, and senior goaltender **IAN SHANE** were named to the conference's Preseason All-ECAC Hockey team.

► Shane, last season's ECAC Hockey Ken Dryden Goaltender of the Year, received preseason honors from ECAC Hockey for a second straight year, serving as the lone unanimous selection on this year's team.

► Robertson was among two blueliners named to the preseason team, joined by Union's junior defenseman John Prokop. Bancroft was one of three forwards named to the preseason team, joined by Dartmouth junior Luke Haymes and Quinnipiac sophomore Mason Marcellus.






### ECAC PRESEASON POLL

#### 2024-25 ECAC HOCKEY PRESEASON POLL

As Voted On By League's Head Coaches

PROGRAM (First-Place Votes)	POINTS
► <b>Cornell (10)</b>	<b>120</b>
Quinnipiac (2)	<b>111</b>
Dartmouth	<b>93</b>
Clarkson	<b>82</b>
Colgate	<b>75</b>
Harvard	<b>73</b>
St. Lawrence	<b>66</b>
Union	<b>60</b>
Princeton	<b>32</b>
Yale	<b>30</b>
RPI	<b>26</b>
Brown	<b>24</b>

# 2024-25 CORNELL MEN'S HOCKEY ROSTER

NO	NAME	POS	HT	WT	YR	S/C	HOMETOWN	LAST TEAM	NHL	YR / RD / PICK
2	Liam Steele	D	6-4	240	So.	R	Cobham, England	Salmon Arm Silverbacks (BCHL)		
3	Jack O'Brien	D	6-0	184	Jr.	L	White Rock, British Columbia	Nanaimo Clippers (BCHL)		
4	Hank Kempf	D	6-2	203	Sr.	L	Wilmette, Ill.	Muskegon Lumberjacks (USHL)		2021 / 7 / 208
5	Hoyt Stanley	D	6-3	203	So.	R	West Vancouver, British Columbia	Victoria Grizzlies (BCHL)		2023 / 4 / 108
6	George Fegas	D	6-2	212	So.	R	Richmond Hill, Ontario	Muskegon Lumberjacks (USHL)		2022 / 3 / 83
7	Jimmy Rayhill	D	5-9	174	Sr.	R	New Hartford, N.Y.	Odessa Jackalopes (NAHL)		
8	Luke Devlin	F	6-3	209	So.	L	Memphis, Tenn.	West Kelowna Warriors (BCHL)		2022 / 6 / 182
9	Jack O'Leary	F	5-7	158	Sr.	R	St. James, N.Y.	Cedar Rapids RoughRiders (USHL)		
10	Jake Kraft	F	5-8	180	So.	L	Churchville, N.Y.	Cedar Rapids RoughRiders (USHL)		
11	Sean Donaldson	F	5-11	192	Jr.	L	Vancouver, British Columbia	Nanaimo Clippers (BCHL)		
12	Tim Rego	D	6-0	186	Sr.	R	Mansfield, Mass.	Brooks Bandits (AJHL)		
13	Marian Mosko	D	5-11	181	So.	L	Visolaje, Slovakia	Fargo Force (USHL)		
14	Ryan Walsh	F	6-1	188	So.	R	Rochester, N.Y.	Cedar Rapids RoughRiders (USHL)		2023 / 6 / 188
15	Tyler Catalano	F	6-4	216	So.	R	St. Louis, Mo.	Youngstown Phantoms (USHL)		
16	Charlie Major	F	5-10	180	Fr.	R	Skaneateles, N.Y.	Chicago Steel (USHL)		
17	Dalton Bancroft	F	6-3	207	Jr.	R	Madoc, Ontario	Trenton Golden Hawks (OJHL)		
18	Kyler Kovich	F	6-2	185	Sr.	L	Coquitlam, British Columbia	Tri-City Storm (USHL)		
19	Sullivan Mack	F	6-1	194	Sr.	L	Anchorage, Alaska	Salmon Arm Silverbacks (BCHL)		
21	Ben Robertson	D	5-11	191	So.	L	Potomac Falls, Va.	Waterloo Black Hawks (USHL)		
22	Kyle Penney	F	6-1	210	Sr.	L	Lawrencetown, Nova Scotia	Chilliwack Chiefs (BCHL)		
23	Winter Wallace	F	6-4	222	Jr.	R	Boulder, Colo.	Youngstown Phantoms (USHL)		
24	Nicholas Wolfenberg	D	6-2	212	Fr.	R	Calgary, Alberta	Okotoks Oilers (BCHL)		
26	Ondrej Psenicka	F	6-6	209	Sr.	L	Praha, Czechia	Waterloo Black Hawks (USHL)		
27	Michael Suda	D	6-1	187	Sr.	L	Cheektowaga, N.Y.	Fargo Force (USHL)		
28	Nick DeSantis	F	5-9	163	Jr.	R	Collegeville, Pa.	Madison Capitols (USHL)		
29	Parker Murray	F	6-5	229	Fr.	L	Manhattan Beach, Calif.	Chilliwack Chiefs (BCHL)		
30	Ian Shane	G	6-0	176	Sr.	L	Manhattan Beach, Calif.	Bismarck Bobcats (NAHL)		
33	Remington Keopple	G	6-2	184	Jr.	L	New Richmond, Wis.	Des Moines Buccaneers (USHL)		
37	Justin Katz	G	6-1	176	Fr.	R	Montréal, Québec	Powell River Kings (BCHL)		
38	Jonathan Castagna	F	6-2	200	So.	L	Etobicoke, Ontario	St. Andrew's College		2023 / 3 / 70

## COACHING AND SUPPORT STAFF

Head Coach:	Mike Schafer '86
Associate Head Coach:	Casey Jones '90
Assistant Coach:	Sean Flanagan
Dir. of Hockey Ops./Ast. Coach:	Corey Leivermann
Equipment Manager:	Sean Schmidt
Athletic Trainer:	Kait Petryszyn
Team Physician:	Dr. Dave Wentzel
Strenght & Conditioning:	Mike Missen

## PRUH-NUHN-SEE-AY-SHN GUIDE




















4	Hank Kempf	KEHM-pf
6	George Fegas	fegh-AIR-ess
12	Tim Rego	REE-go
13	Marian Mosko	MAA-skau
17	Dalton Bancroft	BAN-crawft
18	Kyler Kovich	KOH-vich
26	Ondrej Psenicka	AWN-dray zeh-NEET-skuh
27	Michael Suda	SOO-duh
28	Nick DeSantis	duh-SAN-tuhs
33	Remington Keopple	KEH-puhl
38	Jonathan Castagna	KUH-stan-yuh
HC	Mike Schafer	SHAY-fuhr
AT	Kait Petryszyn	puh-TRISH-in

## ROSTER BREAKDOWN

### BY CLASS

FRESHMAN (4)	SOPHOMORES (10)	JUNIORS (6)	SENIORS (10)
16 Major	2 Steele	3 O'Brien	4 Kempf
24 Wolfenberg	5 Stanley	11 Donaldson	7 Rayhill
29 Murray	6 Fegas	17 Bancroft	9 O'Leary
37 Katz	8 Devlin	23 Wallace	12 Rego
	10 Kraft	28 DeSantis	18 Kovich
	13 Mosko	33 Keopple	19 Mack
	14 Walsh		22 Penney
	15 Catalano		26 Psenicka
	21 Robertson		27 Suda
	38 Castagna		30 Shane

### BY STATE

 New York 6	 Alberta 1	 Massachusetts 1	 Slovakia 1
 British Columbia 4	 Colorado 1	 Missouri 1	 Tennessee 1
 Ontario 3	 Czechia 1	 Nova Scotia 1	 Virginia 1
 California 2	 England 1	 Pennsylvania 1	 Wisconsin 1
 Alaska 1	 Illinois 1	 Québec 1	

## CORNELL QUICK FACTS

### GENERAL INFORMATION

Location:	Ithaca, N.Y.
Enrollment (Fall 2023 Undergraduate):	15,735
Founded:	1865
Nickname:	Big Red
School Colors:	Carnelian Red (Pantone 187) and White
Conference:	Ivy League / ECAC Hockey
Interim President:	Michael I. Kotlikoff
Meakam Smith Director of Athletics:	Dr. Nicki Moore
Athletics Website:	CornellBigRed.com
Ticket Office Phone:	(607) 255-4247
Ticket Office Website:	BigRedTix.com
Facebook:	/CornellSports
X / Twitter:	@CornellSports   @CornellIMHockey
Instagram:	@CornellSports   @cornellIMHockey

### HISTORY

Seasons of Hockey:	108th
First Varsity Season:	1900-01
All-Time Record:	1231-763-160 (.609)
ECAC Hockey Regular-Season Titles (last):	11 (2020)
Ivy League Regular-Season Titles (last):	26 (2024)
ECAC Hockey Championship Titles (last):	13 (2024)
NCAA Tournament Appearances (last):	24 (2024)
Most Consecutive NCAA Appearances:	4 (1967-70)
Frozen Four Appearances:	8 (2003)
National Championships:	2 (1967, 1970)
NCAA Tournament Record:	21-25 (.457)

### LYNAH RINK

Year Opened (Season):	1957 (68th)
Capacity:	4,267
All-Time Record:	613-232-72 (.708)
Under Mike Schafer:	284-107-47 (.702)

### COACHING / SUPPORT STAFF

Head Coach:	Mike Schafer (Cornell '86)
Record at Cornell:	542-289-111 (.634)
Overall Record:	Same as above
Associate Head Coach:	Casey Jones (Cornell '90)
Assistant Coach:	Sean Flanagan (St. Lawrence '10)
Dir. of Hockey Ops./Ast. Coach:	Corey Leivermann (Gustavus Adolphus '14)
Equipment Manager:	Sean Schmidt (Ferris State '09)
Athletic Trainer:	Kait Petryszyn (SUNY Cortland '22)

### 2023-24 IN REVIEW

Overall Record:	22-7-6 (.714)
ECAC Hockey Record (Finish):	12-6-4 (.636) — 2nd
Home Record:	10-3-2 (.733)
Road Record:	8-3-2 (.692)
Neutral Record:	4-1-2 (.714)
ECAC Hockey Tournament:	No. 2 seed / Championship Beat St. Lawrence in ECAC Hockey Championship, 3-1
NCAA Tournament:	No. 3 seed / Regional Final Beat Maine in semis, 3-1; Lost to Denver in final, 2-1
USCHO.com Poll Ranking (final):	9th
USA Hockey/The Rink Live Poll Ranking (final):	9th

### 2024-25 TEAM INFORMATION

Letterwinners Returning / Lost:	26 / 2
Newcomers:	4
Fr / So / Jr / Sr:	4 / 10 / 6 / 10


**#YELLCORNELL**

## TALE OF THE TAPE

as of 10/22/23

		
Overall Record	3-3-0	0-0-0
60-Minute Record	3-3-0	—
Overtime Record	0-0-0	—
Shootout Record	0-0	—
Team Offense	3.16	—
National Rank	T-20th	—
Conference Offense	3.16	—
Conference Rank	T-10th	—
Team Defense	3.16	—
National Rank	19th	—
Conference Defense	3.16	—
Conference Rank	10th	—
PP Percentage	20.8%	—
National Rank	T-12th	—
Conference PP. Pct.	20.8%	—
Conference Rank	7th	—
Penalty Kill Pct.	72.7%	—
National Rank	30th	—
Conference PK Pct.	72.7%	—
National Rank	16th	—

### FACEOFF PERCENTAGES

	CORNELL (2023-24 stats)			
		W	L	PCT
16	Gabriel Seger <small>(not on roster)</small>	488	342	.588
38	Jonathan Castagna	220	183	.546
14	Ryan Walsh	251	241	.510
15	Tyler Catalano	74	79	.484
8	Luke Devlin	26	37	.413

	TORONTO			
		W	L	PCT
<b>FACEOFF INFORMATION NOT AVAILABLE</b>				

## SHOWSTOPPER SHANE

► Junior goaltender **IAN SHANE** has excelled inside the blue paint during his time on East Hill, posting a 49-21-10 record with a 1.71 goals-against average and a .923 save percentage in his 85 appearances between the pipes for the Big Red.

► Shane's 49 wins are the seventh-most by a Cornell goaltender in program history and is one win shy of tying **BRIAN CROPPER** (1968-71) for the sixth-most victories all-time by a Cornell goaltender.

► With his next regular-season win, Shane will join Western Michigan graduate student Cameron Rowe (56) and Wisconsin graduate student Tommy Scarfone (55) as the lone active Division I goaltenders to register at least 50-plus career wins.

► Shane's 11 shutouts are the most by any active Division I goaltender, having two more than Scarfone (nine) and three more than North Dakota graduate student T.J. Semptimphelter (eight).

► The 11 shutouts by Shane are tied with **DAVE LeNEVEU** (*LEH-neh-voo*) and **MITCH GILLAM** for fifth in Cornell program history. Shane is two shutouts shy of matching Cornell Athletics and Hockey Hall of Famer **KEN DRYDEN** for fourth (13) in program history.

► Shane's career goals-against average of 1.71 stands as the fourth-best figure in NCAA Division I history, with a minimum of 1,500 minutes played, trailing LeNeveu (1.29), former Michigan State standout and 18-year NHL veteran Ryan Miller (1.54), and Dryden (1.59).

► Cornell has four of the top five career goals-against averages in Division I men's hockey history as former Big Red goaltender **DAVID McKEE**'s 1.71 figure is behind Shane by nine-thousandths of a point.

► Among goaltenders with at least 25 career appearances, Shane is the lone active Division I netminder with a career goals-against average under 2.00. Shane's 1.71 career figure is 34 points better than the second-place holder, Vermont graduate student Keenan Rancier (2.05).

► Shane ranks second in career save percentage among active Division I goaltenders with at least 500 career saves, trailing Boston College sophomore Jacob Fowler (.927). Shane is one of five active netminders with a .920 career save percentage, joining Scarfone (.920), Merrimack sophomore Nils Wallström (.920), and Augustana sophomore Josh Kotai (.920).

## CORNELL RECORD BOOK

### MOST GOALTENDER WINS *Cornell Program History*

	PLAYER	SEASONS	WINS
1.	Ken Dryden	1966-69	76
2.	David McKee	2003-06	65
	Ben Scrivens	2006-10	65
4.	Matthew Galajda	2017-20	60
5.	Andy Iles	2010-14	58
6.	Brian Cropper	1968-71	50
► 7.	Ian Shane	2021-Pres.	49

### MOST GOALTENDER SHUTOUTS *Cornell Program History*

	PLAYER	SEASONS	SHO
1.	Ben Scrivens	2006-10	19
	Matthew Galajda	2017-20	19
3.	Dave McKee	2003-06	18
4.	Ken Dryden	1966-69	13
5.	Dave LeNeveu	2001-03	11
	Mitch Gillam	2014-17	11
►	Ian Shane	2021-Pres.	11

## NCAA RECORD BOOK

### SHANE'S CAREER STATISTICS RANKINGS *Active Division I Goaltenders (Min. 25 GP)*

STAT	TOTAL	RANK
Goals-Against Average	1.71	1st
Shutouts	11	1st
Save Percentage	.923	2nd
Wins	49	3rd

## MEDIA INFORMATION

### ATHLETIC COMMUNICATIONS

Jeremy Hartigan

Sr. Associate Director of Athletics for Communications

Marshall Haim

Assistant Director of Athletic Communications (MIH)

Phone: (716) 465-4945

Email: mh2348@cornell.edu

Matthew Jensen

Assistant Director of Athletic Communications

Aaron Kelly

Assistant Director of Athletic Communications

Sydney Duenckel

Athletic Communications Intern

Emily Sweeney

Athletic Communications Intern

### MEDIA CREDENTIALS

► All media credential requests must be submitted to the Cornell men's hockey SID, Marshall Haim, at least 48 hours in advance of the desired game(s) in which the media member(s) are requesting.

► If approved for media credentials, media members can acquire their credential at the will-call window inside Bartels Hall, the building connected to the east of Lynah Rink.

### WEEKLY MEDIA AVAILABILITY

► **MIKE SCHAFER** '86 and requested Cornell men's hockey student-athletes will be made available to the media each week throughout the season. Media availability will be held following every Tuesday practice, at approximately 5 p.m. Times and dates subject to change. Specific student-athlete requests should be made through Cornell's athletic communications office at least 24 hours in advance.

### INTERVIEW REQUESTS

► Outside of weekly media availability, interview requests for student-athletes and coaching staff members may be requested through the Cornell athletic communications office. Every interview request will be attempted to be accommodated, but student-athletes are requested to not miss any classes, study halls, practices, or any potential medical treatments.

### PRACTICES

► All Cornell men's hockey practices and morning skates are not open to the public.

### POSTGAME INTERVIEWS

► **MIKE SCHAFER** '86, the Jay R. Bloom '77 Head Coach of Cornell Men's Ice Hockey, and selected student-athletes will be made available to the media following a 10-minute cooling down period.

► All postgame interviews involving Cornell at Lynah Rink will be conducted inside the hockey office. On the road, postgame interviews will take place in a designated area or outside the team's dressing room.

### DRESSING ROOM ACCESS

► The Cornell men's hockey dressing room, both at home and on the road, is closed to all media members.

### LYNAH RINK PRESS BOX

► Line charts and game notes will be made available for the working media inside the Lynah Rink press box at least 90 minutes prior to puck drop. Wireless internet access is available inside Lynah Rink for working media members only.

**CORNELL**  
HOCKEY

## THIS DAY IN CORNELL MEN'S HOCKEY HISTORY

OCT.

26

Cornell is 3-1-0 all-time on Oct. 26; 3-1-0 under **MIKE SCHAFER**

Oct. 26, 2019: Cornell concluded its exhibition slate with a 3-0 shutout of the U.S. NTDP Under-18 Team at Lynah Rink. **MAX ANDREEV**, **BRENDEN LOCKE**, and **TRISTAN MULLIN** scored for the Big Red as **MATTHEW GALAJDA** and **AUSTIN McGRATH** combined to make 13 saves.

### COME ON BACK!

► Cornell is returning 88 percent of its goals and 86 percent of its points from last season, ranking within the top 10 nationally.

► The Big Red is one of four programs in the country that returns at least 85 percent of its goals and points from last season. It is joined by Harvard (99 percent of goals, 98 percent of points), Bentley (92 percent of goals, 92 percent of points), and Dartmouth (92 percent of goals, 91 percent of points).

► Cornell's 88 percent of goals returning from last year ranks as the fourth-highest average in Division I hockey, trailing Harvard (99 percent), Bentley (92 percent), and Dartmouth (92 percent). Five of the top 10 figures are from ECAC Hockey programs, joined by Brown (85 percent — 5th) and St. Lawrence (73 percent — 10th).

► Of Cornell's 115 goals scored last season, 101 are back on this year's roster. This makes the Big Red one of three Division I programs to return at least 100 of its goals scored from last season, joining Denver (129) and Michigan State (102).

► Cornell's 86 percent of its points return from last season, tied with New Hampshire for sixth in Division I hockey. Harvard (98 percent), Bentley (92 percent), Dartmouth (91 percent), Princeton (89 percent), and Bowling Green (87 percent) are ahead of the Big Red.

► The Big Red brings back 266 of its 310 points registered last season, ranking as the fourth-most by a Division I program this season, trailing Denver (328), Boston College (303), and Michigan State (278).

### SPREADING THE WEALTH

► Cornell received production from nearly every skater who appeared in at least one game last season, as 21 of the 23 skaters (91.3 percent) registered at least one point, and 19 of the 21 players with a point logged at least two points.

► The Big Red's 10-player freshman class contributed the most, leading the program in goals (44), assists (70), and points (114). Cornell's 10-player junior class was behind the first-years with 105 points (36 goals, 69 assists).

► Forwards dominated the scoresheet last season, netting 102 of the 115 goals (88.7 percent) and 246 of the 310 points (79.4 percent).

### AYE, AYE, CAPTAIN!

► Senior forward **KYLE PENNEY** was named captain of the Cornell hockey team for a second consecutive season on Sept. 5.

► Penney is the seventh player under **MIKE SCHAFER** '86's tenure as the Big Red's head coach to be named a two-time captain, joining **MITCH VANDERLAAN** '19, **JOHN McCARRON** '15, **COLIN GREENING** '10, **STEPHEN BÂBY** '03, **KYLE KNOPP** '99, and **BRAD CHARTRAND** '96. Penney is the 14th player in Cornell program history to be named a two-time captain.

► "He does everything the right way and cares about his teammates," Schafer said. "He connects across all classes, and he's done that since he's been here. He speaks up and picks his spots to make his point. He's not soft-spoken but doesn't waste his words. He checks all the boxes of great leaders."

► Joining Penney on the leadership team for the season will be senior defensemen **HANK KEMPF** and **TIM REGO** and senior forward **JACK O'LEARY**, who will all serve as alternate captains.

► O'Leary is the second player on record in Cornell program history to be named an alternate captain in consecutive seasons, joining **COLE BARDREAU** '15, who served as an alternate captain for the 2013-14 and 2014-15 campaigns.

### NCAA LEADERS

#### PROGRAMS RETURNING 85%+ OF SCORING

*This Season* (Courtesy College Hockey Inc.)

PROGRAM	GOALS	PTS
Harvard	99%	98%
Bentley	92%	92%
Dartmouth	92%	91%
► Cornell	88%	86%

#### MOST GOALS RETURNING

*This Season* (Courtesy College Hockey Inc.)

PROGRAM	GOALS
Denver	129
Michigan State	102
► Cornell	101
Boston College	98

#### MOST POINTS RETURNING

*This Season* (Courtesy College Hockey Inc.)

PROGRAM	POINTS
Denver	328
Boston College	303
Michigan State	278
► Cornell	266
New Hampshire	252

### SCORING BREAKDOWN

#### 2023-24 SCORING BREAKDOWN

*By Class and Position*

CLASS	G	A	PTS	PCT
Freshmen	44	70	114	36.8%
Sophomores	21	26	47	15.2%
Juniors	36	69	105	33.9%
Seniors	14	30	44	14.2%
POSITION	G	A	PTS	PCT
Forwards	102	144	246	79.4%
Defensemen	13	51	64	20.6%

NCAA RANKINGS

DCU / USCHO.com Poll (as of 10/21/24)  
Bold denotes Cornell opponent in 2024-25

TEAM	RECORD	LAST	PTS
1. Denver (48)	4-0-0	1	998
2. Boston College	2-1-0	2	943
3. Boston University	3-0-0	3	885
4. Michigan State	3-1-0	4	853
5. Minnesota	3-1-0	6	803
6. Maine	3-0-0	9	712
7. North Dakota	2-1-0	5	705
8. Cornell (1)	0-0-0	8	602
9. Colorado College	2-0-0	11	526
10. Michigan	3-2-1	10	512
11. Quinnipiac	1-2-0	7	491
12. St. Cloud State	4-1-0	13	457
13. Providence	2-1-0	14	448
14. Western Michigan	3-0-0	17	353
15. UMass	3-2-0	15	214
16. Omaha	2-2-0	12	175
17. Notre Dame	3-1-0	18	171
18. Minnesota State	3-3-0	20	158
19. Ohio State	3-0-1	RV	150
20. Wisconsin	1-3-0	16	81

Receiving votes: Augustana (51), UMass Lowell (41), Penn State (33), Northeastern (31), Harvard (29), Michigan Tech (18), New Hampshire (15), Minnesota Duluth (7), Dartmouth (6), Arizona State (5), UConn (4), RIT (4), Clarkson (3), Sacred Heart (3), St. Thomas (3), Bemidji State (2), Holy Cross (2), Union (2), Bowling Green (1), Brown (1), Robert Morris (1), St. Lawrence (1)

USA Hockey/The Rink Live Poll (as of 10/21/24)  
Bold denotes Cornell opponent in 2024-25

TEAM	RECORD	LAST	PTS
1. Denver (33)	4-0-0	1	679
2. Boston College	2-1-0	2	633
3. Boston University	3-0-0	3	605
4. Michigan State	3-1-0	4	567
5. Minnesota	3-1-0	6	544
6. Maine	3-0-0	10	487
7. North Dakota	2-1-0	5	471
8. Cornell (1)	0-0-0	7	441
9. Colorado College	2-0-0	11	363
10. Quinnipiac	1-2-0	8	333
11. Michigan	3-2-1	9	324
12. Providence	2-1-0	14	302
13. Western Michigan	3-0-0	16	284
14. St. Cloud State	4-1-0	13	277
15. UMass	3-2-0	17	146
16. Minnesota State	3-3-0	RV	131
17. Notre Dame	3-1-0	18	113
17. Ohio State	3-0-1	RV	113
19. Omaha	2-2-0	12	88
20. Penn State	2-1-0	20	39

Receiving votes: Harvard (36), Northeastern (31), Wisconsin (28), Augustana (26), Michigan Tech (16), UMass Lowell (13), New Hampshire (12), St. Thomas (8), Arizona State (6), UConn (6), Union (6), St. Lawrence (5), Clarkson (4), Bowling Green (1), Dartmouth (1), Holy Cross (1)

STOUT DEFENSE

► Cornell has boasted one of the nation's stingiest defensive units, ranking in the top 10 in scoring defense in the last seven seasons it has competed in.

► Last season, the Big Red allowed the fewest goals in Division I hockey, surrendering just 65 goals across the 35 games it played. Cornell's total 14 goals fewer than second-place Quinnipiac (79).

► The 1.86 goals allowed per game last season paced the nation, marking the second time in the previous seven seasons that the Big Red has finished with the nation's top-scoring defense. It also finished second during the 2019-20 and 2022-23 seasons.

► The Big Red was the lone Division I program to yield under two goals allowed per game last season, finishing 17 points ahead of second-place Wisconsin (2.03).

ON THE PLUS SIDE...

► Senior forwards **ONDREJ PSENICKA** and **KYLE PENNEY** and senior defenseman **TIM REGO** rank within the top 10 nationally, with the highest active career plus-minus ratings in Division I hockey.

► Psenicka's plus-49 rating is tied with Minnesota State forward Rhett Pitlick for third nationally. Only Denver forward Jack Devine (plus-60) and Ohio State defenseman Aidan Hansen-Bukata (plus-53) have higher ratings. Rego ranks eighth with his plus-43 rating and Penney is tied with Boston College blueliner Eamon Powell for ninth with a plus-42 figure.

► Cornell is the only Division I program with three players with career plus-minus ratings north of plus-40. Denver and Minnesota have two players with plus-minus ratings of at least plus-40.

► Rego's plus-43 rating is the fourth-highest by a Division I defenseman, trailing Hansen-Bukata (plus-53), Michigan's Jacob Truscott (plus-46), and Minnesota's Mike Koster (plus-44). Fellow senior defenseman **HANK KEMPF** (plus-34) is tied with Denver's Zeev Buium for the 10th-highest plus-minus rating by a blueliner.

► The Big Red is one of three programs with at least two defensemen with a rating of at least plus-30, joined by Denver (Boston Buckberger — plus-40 and Zeev Buium — plus-34) and Minnesota (Mike Koster — plus-44 and Luke Mittelstadt — plus-35).

IT'S JUST A NUMBER...

► Sophomore forward **JONATHAN CASTAGNA** is the first player to don a No. 38 sweater for the Cornell men's hockey program and the first Big Red forward to wear a sweater number north of 30.

► Former Big Red goaltender **EDDY SKAZYK** is the only player to have worn a sweater number higher than Castagna's No. 38 when he wore No. 39 for two seasons from 1994-96. Freshman netminder **JUSTIN KATZ** is the first player in Cornell history to wear No. 37 and is the highest number worn by a Big Red goaltender since Skazyk.

► Fellow sophomore **MARIAN MOSKO** is the first defenseman to wear No. 13 since the first bearer of the oft-deemed "unlucky" No. 13, **LANE MONTESANO**, who split time as a forward and defenseman from 1957-59.

CORNELL + PAIRWISE = WISE PAIR

► Cornell is one of four programs to have finished in the top 16 of the annual Pairwise Comparison Ratings at least seven times since 2015-16, joining Denver (eight), North Dakota (seven), and Quinnipiac (seven).

► Over the last eight years, seven of which Cornell has competed, the Big Red has an average finish in the Pairwise of 11.0, ranking fifth among Division I programs, trailing Denver (7.0), Minnesota (8.9), North Dakota (9.9), and Minnesota State (10.0).

► The Big Red's average finish in the Pairwise rankings over the last eight years paces all ECAC Hockey programs by 2.5 points (Quinnipiac — 13.5) and is ahead of Boston University (14.3), the top average in Hockey East, by 3.3 points.

CORNELL RECORD BOOK

YEARLY SCORING DEFENSE RANKINGS  
Since 2016-17 Season

SEASON	GAMES	GA	GPG	RANK
2016-17	35	81	2.31	10th
2017-18	33	52	1.58	1st
2018-19	36	73	2.03	9th
2019-20	29	45	1.55	2nd
2021-22	32	72	2.25	10th
2022-23	34	66	1.94	2nd
► 2023-24	35	65	1.86	1st

NCAA LEADERS

TOP PLUS-MINUS RATINGS  
Active Division I Hockey Players

PLAYER	SCHOOL	+/-
Jack Devine	Denver	+60
Aidan Hansen-Bukata	Ohio State	+53
Rhett Pitlick	Minnesota State	+49
► Ondrej Psenicka	Cornell	+49
Mason Nevers	Michigan	+46
Mike Koster	Minnesota	+44
► Tim Rego	Cornell	+43
► Kyle Penney	Cornell	+42
Eamon Powell	Boston College	+42
Boston Buckberger	Denver	+40
Josh Luedtke	St. Cloud State	+40

NCAA LEADERS

TOP AVERAGE FINISH IN PAIRWISE RANKINGS  
Last Eight Years

SCHOOL	TOP 16s	AVG
Denver	8	7.0
Minnesota	6	8.9
North Dakota	7	9.9
Minnesota State	6	10.9
► Cornell	7	11.0
St. Cloud State	6	11.8
Minnesota Duluth	6	12.1
Quinnipiac	7	13.5
Boston University	6	14.3

## CORNELL NATIONALLY...



### 2023-24 FINAL TEAM STATISTICS

	STAT	NCAA	ECAC
FACEOFF WIN PERCENTAGE	.542	8th	2nd
PENALTY KILL PERCENTAGE	.790	37th	8th
POWER-PLAY PERCENTAGE	.182	T-42nd	8th
SCORING DEFENSE	1.86	1st	1st
SCORING MARGIN	+1.43	6th	2nd
SCORING OFFENSE	3.29	14th	4th
TOTAL ASSISTS	195	T-22nd	4th
PIM PER GAME	8.71	14th	5th
TOTAL POINTS	310	T-22nd	4th
TOTAL PIM	305	12th	6th
POWER-PLAY GOALS	22	T-45th	8th
SHORT-HANDED GOALS	1	T-58th	T-11th
WIN PERCENTAGE	.714	5th	2nd

### 2023-24 FINAL INDIVIDUAL LEADERS

	STAT	NCAA	ECAC
ASSISTS PER GAME			
Gabriel Seger	0.86	12th	1st
FACEOFFS WON			
Gabriel Seger	488	5th	1st
GAME-WINNING GOALS			
Ryan Walsh	5	T-9th	T-1st
GOALTENDER WIN PERCENTAGE			
Ian Shane	.758	3rd	1st
GOALS-AGAINST AVERAGE			
Ian Shane	1.69	1st	1st
GOALS PER GAME			
Gabriel Seger	0.40	T-70th	T-10th
HAT TRICKS			
Jonathan Castagna	1	T-7th	T-1st
POINTS PER GAME			
Gabriel Seger	1.26	15th	2nd
Dalton Bancroft	0.91	T-74th	10th
POWER-PLAY GOALS			
Dalton Bancroft	7	T-26th	T-2nd
SAVE PERCENTAGE			
Ian Shane	.923	7th	1st
SHUTOUTS			
Ian Shane	3	T-9th	T-1st

## CORNELL IN THE RANKINGS

DATE	PAIRWISE	USCHO	USA/TRL
Preseason	N/A	9 (585)	9 (429)
Oct. 7	N/A	7 (615)	7 (458)
Oct. 14	N/A	8 (614)	7 (465)
Oct. 21	N/A	8 (602)	8 (441)

Pairwise not officially acknowledged until first full weekend of December due to sample size

## HAIL TO THEE, OUR ALMA MATER!

- **MIKE SCHAFER '86**, the Jay R. Bloom '77 Head Coach of Cornell Men's Ice Hockey, is one of 24 Division I head coaches to serve as their alma mater's head coach this season.
- Roughly 38 percent of the 64 active Division I programs will have an alumnus as their head coach this season. Half of the head coaches within ECAC Hockey meet the criteria as Schafer is joined by Yale's Keith Allain, Harvard's Ted Donato, Colgate's Mike Harder, Clarkson's Jean-François Houle, and Brown's Brendan Whittet.
- ECAC Hockey paces the nation with six alums, while Hockey East and NCHC have five apiece.

## ONE OF THE BEST

- **MIKE SCHAFER '86**, the Jay R. Bloom '77 Head Coach of Cornell Men's Ice Hockey, is one of eight active collegiate men's hockey head coaches with at least 500 career victories behind the bench.
- Schafer's 542 wins are tied with legendary Army head coach Jack Riley (1950-86) and Bowdoin bench boss Terry Meagher (1983-2016) for the 23rd-most wins by a head coach in college hockey history. With his next regular-season victory, Schafer would assume sole possession of 23rd place in college hockey history. He is seven wins shy of matching former Michigan Tech head coach John MacInnes (555) for 22nd in college hockey history.
- Among active Division I men's head coaches, Schafer has the fourth-most career wins, trailing Quinnipiac's Rand Pecknold (643), Mercyhurst's Rick Gotkin (608), and Notre Dame's Jeff Jackson (592).
- Schafer's 542 wins at Cornell are the second-most by any coach with a single program, trailing former softball head coach **DICK BLOOD**, who won 623 games over 20 years (1995-2015).

## CORNELL'S MELTING POT

- This year's roster of 30 players features five countries (Canada, Czechia, England, Slovakia, United States), 11 states (Alaska, California, Colorado, Illinois, Massachusetts, Missouri, New York, Pennsylvania, Tennessee, Virginia, Wisconsin), and five Canadian provinces (Alberta, British Columbia, Nova Scotia, Ontario, Québec) represented.
- Senior forward **ONDREJ PSENICKA** is one of seven Division I hockey players to hail from Czechia, joining Merrimack defenseman Josef Mysak, Northern Michigan goaltender Jakub Altrichter, Providence defenseman Tomas Machu, RIT goaltender Jakub Krbec, St. Lawrence forward Tomáš Mazura, and UMass goaltender Michael Hrabal.
- Sophomore defenseman Liam Steele is the lone Division I player to call England his home country.

## MOST SENIORS

- Cornell's 10-player senior class is the most seniors in Division I hockey, just ahead of Harvard, Minnesota State, New Hampshire, and Niagara, who all have nine seniors on this year's roster.
- With a 10-player senior class, Cornell has just four freshmen, tied with Minnesota State and St. Thomas for the third-fewest freshman this season. Bowling Green and New Hampshire are tied for the fewest freshmen on their rosters this season with three apiece.

## PUTTING 'BIG' IN BIG RED

- Cornell ranks within the top 10 nationally in average height and weight, one of five programs in the top 10 of both categories, joining Boston University, Colorado College, Clarkson, and North Dakota.
- The Big Red's average height of 6 feet, 0.7 inches is tied with Merrimack for the 10th-highest average in Division I hockey this season. Cornell's average weight of 195.0 pounds is third nationally, only behind Notre Dame (196.2 pounds) and Clarkson (195.1 pounds).

## UP NEXT

- Cornell will open its 2024-25 regular-season slate when it welcomes No. 7-ranked North Dakota to Lynah Rink for a two-game series, beginning Friday, Nov. 1. Both contests between the Fighting Hawks and Big Red will have 7 p.m. puck drops.

- North Dakota will be visiting East Hill for the first time since Jan. 22-23, 2010, when Cornell posted a 1-0 shutout behind a 28-save performance by **BEN SCRIVENS** before North Dakota salvaged a series split, 3-1.

- The Big Red has won four of the last five against the Fighting Hawks, dating back to the 2008-09 season, highlighted by Cornell's sweep in Grand Forks on Jan. 7-8, 2022. It was the first time North Dakota was swept at Ralph Engelstadt Arena in 22 home series, when Western Michigan did so early in the 2018-19 season (Nov. 16-17, 2018).

## SERIES HISTORY



## SERIES HISTORY

### SERIES TIED, 5-5-0

Ithaca, N.Y. (Lynah Rink):	1-1-0 (1-1-0)
Grand Forks, N.D. (Ralph Engelstadt Arena):	3-1-0 (3-1-0)
Neutral Sites:	1-3-0
Under Mike Schafer:	4-4-0

ECAC WEEKLY HONORS

DATE	AWARD	PLAYER (SCHOOL)
Oct. 8	Forward	Ayrton Martino (Clarkson)
	Defender	John Prokop (Union)
	Rookie	Isaac Tremblay (St. Lawrence)
	Goalie	Mason Kucenski (St. Lawrence)
Oct. 14	Forward	Tyler Hotson (RPI)
	Defender	Max Smolinski (RPI)
	Rookie	Jared Mangan (Clarkson)
	Goalie	Matej Marinov (Quinnipiac)
Oct. 22	Forward	Ben Muthersbaugh (Union)
	Defender	Mason Waite (St. Lawrence)
	Rookie	Ben Muthersbaugh (Union)
	Goalie	Mason Kucenski (St. Lawrence)

STANDINGS AND SCHEDULES

ECAC HOCKEY											OVERALL					
OPPONENT	PTS	GP	W	L	T	OW	OL	SW	GF	GA	GP	W	L	T	GF	GA
Brown	0	0	0	0	0	0	0	0	0	0	0	0	0	0	0	0
Clarkson	0	0	0	0	0	0	0	0	0	0	5	3	2	0	13	12
Colgate	0	0	0	0	0	0	0	0	0	0	6	1	4	1	16	25
Cornell	0	0	0	0	0	0	0	0	0	0	0	0	0	0	0	0
Dartmouth	0	0	0	0	0	0	0	0	0	0	0	0	0	0	0	0
Harvard	0	0	0	0	0	0	0	0	0	0	0	0	0	0	0	0
Princeton	0	0	0	0	0	0	0	0	0	0	0	0	0	0	0	0
Quinnipiac	0	0	0	0	0	0	0	0	0	0	3	1	2	0	9	10
RPI	0	0	0	0	0	0	0	0	0	0	4	2	1	1	21	14
St. Lawrence	0	0	0	0	0	0	0	0	0	0	6	4	2	0	21	12
Union	0	0	0	0	0	0	0	0	0	0	5	4	1	0	18	13
Yale	0	0	0	0	0	0	0	0	0	0	0	0	0	0	0	0

IVY LEAGUE											OVERALL					
OPPONENT	PTS	GP	W	L	T	OW	OL	SW	GF	GA	GP	W	L	T	GF	GA
Brown	0	0	0	0	0	0	0	0	0	0	0	0	0	0	0	0
Cornell	0	0	0	0	0	0	0	0	0	0	0	0	0	0	0	0
Dartmouth	0	0	0	0	0	0	0	0	0	0	0	0	0	0	0	0
Harvard	0	0	0	0	0	0	0	0	0	0	0	0	0	0	0	0
Princeton	0	0	0	0	0	0	0	0	0	0	0	0	0	0	0	0
Yale	0	0	0	0	0	0	0	0	0	0	0	0	0	0	0	0

PAST TWO WEEK'S SCORES										THIS WEEK'S SCHEDULE						
Friday, Oct. 11										Friday, Oct. 18						
#20 Notre Dame 4, St. Lawrence 1										#9 Maine 2, #7 Quinnipiac 1						
Clarkson 4, Niagara 2										Ferris State 1, St. Lawrence 0						
Colgate 6, Sacred Heart 5 (OT)										Niagara 3, RPI 3 (OT)						
RPI 6, Canisius 3										Union 6, Mercyhurst 2						
Union 4, Stonehill 2										UMass Lowell 5, Colgate 2						
										Harvard 5, U.S. NTDP 4 (exh.)						
Saturday, Oct. 12										Saturday, Oct. 19						
#3 Boston University 4, Union 1										#9 Maine 6, #7 Quinnipiac 5 (OT)						
#8 Quinnipiac 3, Penn State 2										Clarkson 3, Vermont 1						
#20 Notre Dame 5, Clarkson 2										Niagara 5, RPI 4 (OT)						
RPI 8, Canisius 3										UMass Lowell 2, Colgate 1						
Sacred Heart 3, Colgate 3 (OT)										Union 3, Mercyhurst 2						
St. Lawrence 4, Niagara 3 (OT)										St. Lawrence 8, Ferris State 0						
										Harvard 2, #3 Boston Univ. 2 (OT) (exh.)						
										Friday, Oct. 25						
										UNH at #11 Quinnipiac, 7:00						
										Clarkson at Michigan Tech, 7:00						
										Union at RPI, 7:00						
										Colgate at RIT, 7:00						
										St. Lawrence at Penn State, 7:00						
										Saturday, Oct. 26						
										Toronto at #8 Cornell, 7:00 (exh.)						
										UNH at #11 Quinnipiac, 4:00						
										St. Lawrence at Penn State, 4:00						
										Colgate at RIT, 5:00						
										Clarkson at Michigan Tech, 7:00						
										RPI at Union, 7:00						
										Waterloo at Princeton, 7:00 (exh.)						

ECAC HOCKEY LEADERBOARDS

GOALS			POINTS			SAVE PERCENTAGE		
1. Greg Lapointe, St. Lawrence	5		1. Ben Muthersbaugh, Union	9		1. Mason Kucenski, SLU	.930	
2. Nate Hanley, Union	3		2. Greg Lapointe, St. Lawrence	8		2. Jack Watson, RPI	.918	
Daniel Panetta, Colgate	3		Tomas Mazura, St. Lawrence	8		3. Ethan Langenegger, Clarkson	.912	
Tyler Hotson, RPI	3		4. Simon Labelle, Colgate	6		4. Kyle Chauvette, Union	.902	
Ben Muthersbaugh, Union	3		Mason Waite, St. Lawrence	6		5. Nick Haas, Colgate	.898	
Rainers Rullers, RPI	3		6. Nate Hanley, Union	5		6. Noah Giesbrecht, RPI	.892	
Antonio Fernandez, Colgate	3		Trey Taylor, Clarkson	5		7. Matej Marinov, Quinnipiac	.869	
			Tommy Bergsland, Colgate	5		8. Andrew Takacs, Colgate	.867	
			John Prokop, Union	5				
			Antonio Fernandez, Colgate	5				
ASSISTS			GOALS-AGAINST AVERAGE			BLOCKED SHOTS		
1. Tomas Mazura, St. Lawrence	7		1. Ethan Langenegger, Clarkson	2.01		1. Trey Taylor, Clarkson	13	
2. Ben Muthersbaugh, Union	6		2. Mason Kucenski, SLU	2.04		2. Jan Olenginski, St. Lawrence	10	
Simon Labelle, Colgate	6		3. Kyle Chauvette, Union	2.60		3. Gunnar Thoreson, St. Lawrence	8	
4. Tommy Bergsland, Colgate	5		4. Jack Watson, RPI	2.90		3. Philippe Champleau, St. Lawrence	8	
Mason Waite, St. Lawrence	5		5. Nick Haas, Colgate	3.28		3. Tristan Sarsland, Clarkson	8	
Max Smolinski, RPI	4		6. Matej Marinov, Quinnipiac	3.85		6. Four players tied	7	
Colby MacArthur, Union	4							
Philippe Champleau, St. Lawrence	4							
Felix Caron, RPI	4							

GOALS PER GAME			SHOTS PER GAME			POWER PLAY PERCENTAGE		
1. RPI	5.25		1. Union	37.4		1. St. Lawrence	8-of-23 (.348)	
2. Union	3.60		2. St. Lawrence	31.5		2. RPI	5-of-15 (.333)	
3. St. Lawrence	3.50		3. RPI	31.3		3. Clarkson	4-of-18 (.222)	
4. Quinnipiac	3.00		4. Clarkson	29.2		4. Quinnipiac	3-of-15 (.200)	
5. Colgate	2.67		5. Colgate	28.3		5. Union	2-of-21 (.095)	
6. Clarkson	2.60		6. Quinnipiac	23.0		6. Colgate	1-of-19 (.053)	
GOALS ALLOWED PER GAME			PENALTY MINUTES PER GAME			PENALTY KILL PERCENTAGE		
1. St. Lawrence	2.00		1. Colgate	7.33		1. St. Lawrence	14-of-16 (.875)	
2. Clarkson	2.40		2. St. Lawrence	8.17		2. Quinnipiac	12-of-14 (.857)	
3. Union	2.60		3. Quinnipiac	10.00		3. Clarkson	15-of-18 (.833)	
4. Quinnipiac	3.33		4. Union	11.40		4. RPI	16-of-20 (.800)	
5. RPI	3.50		5. Clarkson	12.60		5. Union	15-of-20 (.750)	
6. Colgate	4.17		6. RPI	16.75		6. Colgate	9-of-15 (.600)	

## SERIES HISTORY



## SERIES HISTORY

### CORNELL LEADS, 7-4-1

<b>Ithaca, N.Y. (Lynah Rink):</b>	5-0-1 (5-0-1)
<b>Toronto, Ontario (Varsity Arena):</b>	1-4-0 (1-3-0)
<b>Neutral Sites:</b>	1-0-0
<b>Under Mike Schafer:</b>	0-0-0

### SCORING RECORDS

#### CORNELL

<b>Ithaca:</b>	10
COR, 10-5 (12/29/1977)	
<b>Toronto:</b>	3
UT, 5-3 (1/22/1975)	
<b>Neutral Site:</b>	1
COR, 1-0 (12/30/1967)	

#### TORONTO

<b>Ithaca:</b>	5
COR, 10-5 (12/29/1977)	
<b>Toronto:</b>	10
UT, 10-0 (2/22/1913)	
<b>Neutral Site:</b>	0
COR, 1-0 (12/30/1967)	

### GAME-BY-GAME RESULTS

DATE	SITE	SCORE
2/22/1913	Toronto, Ontario	L, 0-10
12/30/1967	Buffalo, N.Y.	W, 1-0 (OT)
2/8/1969	Ithaca, N.Y.	W, 7-2
1/24/1970	Toronto, Ontario	W, 2-1
1/20/1973	Ithaca, N.Y.	W, 8-2
1/22/1975	Toronto, Ontario	L, 3-5
12/29/1977	Ithaca, N.Y.	W, 10-5
11/23/1984	Toronto, Ontario	L, 2-7
11/30/1985	Ithaca, N.Y.	T, 2-2 (OT)
11/29/1986	Ithaca, N.Y.	W, 6-3
11/26/1988	Ithaca, N.Y.	W, 5-2
11/25/1994	Toronto, Ontario	L, 2-3

## SCOUTING TORONTO

► Toronto enters this weekend with a 3-3-0 mark in overall and Ontario University Athletics (OUA) play. Before its regular-season opener on Oct. 4, the Varsity Blues logged a 3-2-0 record in five exhibition contests against Guelph, Toronto Metropolitan, New Brunswick (twice), and Windsor.

► Of the 35 universities encompassing U Sports, the national sports governing body for Canadian universities, Toronto was ranked No. 18 in men's hockey rankings (1497.37), using an ELO rating system. The University of New Brunswick leads all of U Sports with a rating of 1897.82.

► Nicholas Wong (1-8—9) leads the Varsity Blues in assists and points through their first six OUA contests. Zack Smith (4-3—7) and Julian Recine (4-1—5 in three games) are tied for the team lead in goals. Wong, Smith, Recine, and Owen Robinson (3-4—7) are all averaging at least a point per game.

► Goaltending duties have been split evenly between Sebastian Resar and Jordan Fairlie through Toronto's first six regular-season contests. Resar has a 2-1-0 record with a 2.33 goals-against average and a .939 save percentage, while Fairlie is 1-2-0 with a 3.33 goals-against average and a .908 save percentage.

## TORONTO'S LAST TIME OUT

► **WINDSOR, Ontario (OCT. 20, 2024)** — Four-point performances by Owen Robinson (two goals, two assists) and Nicholas Wong (one goal, three assists) aided Toronto to a 5-2 victory over Windsor at the Capri Pizzeria Recreation Complex last Sunday afternoon.

► Mark Cooper (three assists) and Zack Smith (one goal, two assists) also notched multi-point efforts for the Varsity Blues in the victory. Billy Moskal potted the other goal for Toronto, who saw Jordan Fairlie make 32 saves en route to his first victory of the season.

## LAST TIME AGAINST TORONTO

► **TORONTO, Ontario (NOV. 25, 1994)** — Three unanswered goals by Toronto aided the host Varsity Blues to a 3-2 victory over Cornell on the first day of the Cross Border Challenge at Varsity Arena.

► Defenseman Sandy Sajko scored the first two goals for Toronto, avenging a first-period goal scored by Cornell defenseman **STEVE WILSON**, while the Big Red had a 5-on-3 power play. Toronto centerman Tim Welsh scored the eventual game-winning goal 4:24 into the third period for the hosts.

► Cornell defenseman **BILL HOLOWATIUK** earned assists on both Big Red goals in the contest and **JASON ELLIOTT** saved 47 of the 50 shots he faced.

## 111 YEARS, 250 MILES, 12 MEETINGS

► Cornell leads the all-time series against Toronto, 7-4-1, dating back to the inaugural contest on Feb. 22, 1913, a 10-0 thrashing of the Big Red at the Mutual Street Arena in Toronto.

► The Big Red has yet to lose to Toronto on home ice, posting a 5-0-1 record against the Varsity Blues. All five victories for the Big Red at home have been by at least three goals, posting an averaging margin of victory of 4.40 against Toronto at Lynah Rink.

► Tonight is Toronto's first visit to Lynah Rink since falling to the Big Red, 5-2, on Nov. 26, 1988.

## MAJOR JUNIOR VARSITY BLUES

► This year's University of Toronto squad appeared in a combined 2,017 regular-season games among the three leagues that compose the Canadian Hockey League (CHL): the Ontario Hockey League (OHL), Quebec Maritime Junior Hockey League (QMJHL), and Western Hockey League (WHL).

► Of the 14 players that have played in the CHL, excluding goaltenders, the group combined has 664 points (240 goals, 424 assists).

► A step up from major junior hockey, Eddie Yan registered 17 career appearances with the Kunlun Red Star during the 2021-22 season in the Kontinental Hockey League, Russia's top professional hockey league. Yan has also represented Team China at numerous international events, highlighted by the 2022 Olympics in Beijing, where he played four games without registering a point.

## CORNELL CONNECTIONS WITH TORONTO

► Toronto senior defenseman Ben Dirven is the younger brother of former Cornell defenseman **SEBASTIAN DIRVEN** '23, who appeared in 93 career games with the Big Red from 2019-23. The elder Dirven registered 15 career points on the power of three goals and 12 assists.

► **SULLIVAN MACK** and Julian Recine were teammates on the 2020-21 Salmon Arm Silverbacks ... **PARKER MURRAY** and Jacob King played on the Provo Riverblades in the USPHL Premier in 2020-21 ... **GEORGE FEGARAS** and Sean Clarke spent two seasons together on the North York Rangers in the OJHL from 2020-22 ... Fegaras also played with Nicholas Athanasakos for Team Greece this past summer at the Challenger Series in Oshawa, Ontario ... **DALTON BANCROFT** was teammates with Ben Woodhouse (2018-19 Wellington Dukes) and Graham Dickerson (2016-17 Quinte Red Devils U16 AAA) ... Nathaniel Davis was teammates with **NICHOLAS WOLFENBERG** last season on the Salmon Arm Silverbacks and with **LUKE DEVLIN** on the Toronto Titans U15 AAA team in 2018-19 ... **TIM REGO** and Mason Reeves were teammates on the 2019-20 Brooks Bandits ... Aidan Reeves was teammates with **JUSTIN KATZ** and **LUKE DEVLIN** on the 2022-23 West Kelowna Warriors.

YEAR-BY-YEAR RESULTS

SEASON	RECORD	W%	GF	GA	+/-
1957-58	2-4-1	.357	37	48	-11
1958-59	3-10-0	.231	26	105	-79
1959-60	1-7-0	.125	17	66	-49
1960-61	3-8-0	.273	40	36	+4
1961-62	8-2-0	.800	50	20	+30
1962-63	5-4-1	.550	44	31	+13
1963-64	5-5-1	.500	38	42	-4
1964-65	11-2-0	.846	101	45	+56
1965-66	13-1-0	.929	99	23	+76
1966-67	10-1-0	.909	76	18	+58
1967-68	12-0-0	1.000	84	20	+64
1968-69	12-0-0	1.000	106	15	+91
1969-70	12-0-0	1.000	93	23	+70
1970-71	13-0-0	1.000	96	25	+71
1971-72	12-1-0	.923	106	33	+73
1972-73	14-0-1	.967	104	44	+60
1973-74	11-1-0	.917	74	42	+32
1974-75	9-3-1	.731	74	43	+31
1975-76	10-3-0	.769	88	46	+42
1976-77	14-2-0	.875	124	63	+61
1977-78	13-1-1	.900	126	51	+75
1978-79	13-3-0	.813	93	52	+41
1979-80	8-5-0	.615	71	55	+16
1980-81	12-1-0	.923	70	27	+43
1981-82	6-8-0	.429	59	47	+12
1982-83	9-1-2	.833	54	33	+21
1983-84	7-5-0	.583	51	60	-9
1984-85	11-1-1	.885	78	47	+31
1985-86	6-4-4	.571	64	60	+4
1986-87	6-6-0	.500	59	55	+4
1987-88	10-5-0	.667	77	47	+30
1988-89	9-3-0	.750	54	31	+23
1989-90	10-2-2	.786	64	38	+26
1990-91	10-3-2	.733	78	43	+35
1991-92	6-3-2	.636	39	30	+9
1992-93	4-9-0	.308	48	58	-10
1993-94	5-7-2	.429	62	62	0
1994-95	4-4-4	.500	54	49	+5
1995-96	11-1-2	.857	80	36	+44
1996-97	10-4-2	.688	74	42	+32
1997-98	6-6-0	.500	35	29	+6
1998-99	6-7-1	.464	47	45	+2
1999-00	11-3-0	.786	57	34	+23
2000-01	7-2-4	.692	33	29	+4
2001-02	14-1-1	.906	77	28	+49
2002-03	15-0-0	1.000	77	15	+62
2003-04	7-7-5	.500	53	43	+10
2004-05	15-0-1	.969	68	18	+50
2005-06	12-3-2	.765	59	37	+22
2006-07	9-7-2	.556	65	39	+26
2007-08	10-5-2	.647	66	32	+34
2008-09	12-3-1	.781	52	27	+25
2009-10	12-3-1	.781	62	31	+31
2010-11	9-8-1	.528	64	51	+13
2011-12	10-3-2	.733	49	27	+22
2012-13	6-5-2	.538	34	29	+5
2013-14	8-5-2	.600	46	34	+12
2014-15	7-7-3	.500	41	44	-3
2015-16	9-5-2	.625	57	42	+15
2016-17	9-4-3	.656	53	40	+13
2017-18	15-2-0	.882	71	27	+44
2018-19	12-6-0	.667	73	36	+37
2019-20	11-0-2	.923	59	21	+38
2020-21	— NO SEASON (COVID-19 PANDEMIC) —				
2021-22	9-4-3	.656	59	33	+26
2022-23	12-3-1	.781	69	28	+41
2023-24	10-3-2	.733	62	31	+31
2024-25	0-0-0	.000	0	0	0
TOTALS	613-232-72	.708	4320	2561	+1759



If you've never been to a Big Red hockey game at Cornell's Lynah Rink, there are quite a few things you've never experienced. You've never camped in line to get season tickets and ensure your spot as one of the raucous and devoted "Lynah Faithful." But most importantly, if you've never been to Lynah, you've never experienced all the best that college hockey offers.

Lynah Rink, which enters its 68th year serving as the home of Big Red hockey this season, was formally dedicated on April 6, 1957, a month after its opening to the public on March 4, 1957. The facility, which was built following a \$500,000 anonymous donation (approximately \$5.59 million in 2024), honors the late **JAMES LYNAH '05**, who served as the director of athletics at Cornell from 1935-43.

The donation to build Lynah Rink resurrected the Cornell hockey program following a 10-year hiatus, ensuring hockey returned as a varsity sport for the 1957-58 season.

Cornell began sponsoring hockey as a varsity sport with the 1900-01 season, which featured all Big Red home games played on the university's outdoor rink on Beebe Lake. Due to a series of abnormally mild winters, the program was left — literally — on thin ice, causing Cornell to drop the program entirely after the 1947-48 campaign.

Since its opening in March of 1957, Lynah Rink has received numerous face-lifts since hosting its inaugural event on March 21, 1957, a 7-3 victory for the NHL's New York Rangers in an exhibiton against the Rochester Americans of the American Hockey League (AHL). Hockey Hall of Fame goaltender Gump Worsley stopped 44 shots in the victory for the Rangers.

Among the renovations, Cornell spent nearly \$1 million in the summer of 2000, to replace the rink floor, drainage system, frost protection and refrigeration piping, and adding new boards and seamless glass.

During the summer of 2006, a 16,700-square-foot expansion added new locker rooms, coaches offices, study lounges, new athletic training space, and approximately 450 new seats in the seating bowl.

Over last season's winter break, updated Cornell branding on the façade and south concourse brought a more modern look to the facility.

Though many physical aspects of Lynah Rink have changed over time, the crowd remains constant. Lynah Rink can hold 4,267 boisterous Cornell hockey fans, who provide unwavering support for the Big Red while creating an unparalleled atmosphere in college hockey.

Although many rinks in the nation are bigger in capacity, few are known to be louder. The Cornell fans, aptly named the "Lynah Faithful," stream into every home contest, making themselves as much a part of the game as the players do. Whether they're cheering for the Big Red or joining the pep band in their rendition of "Give My Regards to Davy," the Lynah Faithful reaffirms the old saying, "There's no place like home."

Since the doors opened on Lynah Rink, the Cornell men's hockey program has won a pair of NCAA Division I men's hockey championships in 1967 and 1970, garnering an ECAC Hockey-record 13 tournament championships (1967-70, 1973, 1980, 1986, 1996-97, 2003, 2005, 2010, 2024) and 26 Ivy League titles, 22 of which have been won outright.

NCAA HISTORY

TOP DIVISION I HOME WIN PERCENTAGES  
*Mike Schafer Era (1995-Present)*

TEAM	RECORD	W%
Michigan	393-121-37	.747
Quinnipiac	320-104-39	.733
North Dakota	402-132-57	.728
Boston College	321-115-41	.716
Denver	396-147-48	.711
► Cornell	283-107-47	.701
Minnesota	389-162-50	.689
Boston University	312-137-54	.674
Maine	313-142-53	.668
New Hampshire	317-150-55	.660



# MIKE SCHAFER '86

30TH SEASON AS HEAD COACH

**Years at Cornell:** 37th Season  
**College:** Cornell '86

**M**IKE SCHAFER '86, the longest-tenured head coach in Cornell men's hockey history, is currently in his 30th and final season at the helm of the Cornell men's hockey program after announcing on June 13, 2024, that he will retire following the conclusion of the 2024-25 season.

Former Cornell standout centerman and assistant coach, and current associate head coach, **CASEY JONES** '90 will replace Schafer beginning with the 2025-26 season.

When Schafer returned to his alma mater in the summer of 1995 to become the 12th head coach in Cornell men's hockey history, Schafer's goal was to bring the Big Red to a position of national prominence.

Schafer has accomplished that objective with his career coaching record of 542-289-111. His 542 victories are the second-most by any Cornell coach with a single team, trailing former softball head coach **DICK BLOOD** (623).

Cornell has consistently been ranked among the nation's elite under Schafer, which includes the Big Red being ranked in the top 20 of the USCHO.com poll 432 times since its inception in 1997-98.

Along with being one of Cornell's legendary head coaches, Schafer's 542 career victories rank sixth among active NCAA men's ice hockey head coaches, and his .634 win percentage is good for fourth among active Division I men's coaches with at least 200 victories.

During his 29-plus seasons behind the Big Red bench, Schafer has guided Cornell to 14 NCAA Tournament appearances, which included a trip to Buffalo, N.Y., for the 2003 Frozen Four — the program's first since the 1979-80 campaign. Along with its Frozen Four appearance, the Big Red established the school record for wins (30), claiming one more victory than Cornell's 1969-70 national championship squad, who remains the lone Division I program to go undefeated in a single season (29-0-0). In addition to its 30 wins in 2002-03, Cornell had a 19-2-1 mark in ECAC Hockey play, signifying the program's best league play record since going 21-0-0 in 1969-70.

With Schafer serving as Cornell's bench boss, the Big Red have registered 14 20-win seasons and 17 campaigns with at least a .600 win percentage, including the last seven seasons in which the Big Red has competed. In ECAC Hockey play, the Schafer-led Big Red has won at least 10 conference games on 23 occasions, also including each of the last seven seasons.

In 2020, Schafer was named co-winner of the Spencer Penrose Award, given to the nation's top head coach, sharing the honor with North Dakota's Brad Berry. It was the first time Schafer won the award after being named ECAC Hockey's Coach of the Year five times (2002, 2003, 2005, 2018, 2020).

Cornell has claimed six Whitelaw Cup (ECAC Hockey tournament titles), two more than the late legendary **NED HARKNESS** for the most in Big Red history. Schafer also has guided Cornell to three Cleary Cups (ECAC's regular-season championships) over the past seven years.

Over his illustrious coaching career for Cornell, Schafer has coached 10 players to First Team All-America status (11 instances), eight Ivy League Players of the Year, six ECAC Hockey Ken Dryden Award winners (league's best goaltender), five Rookies of the Year in both ECAC Hockey and the Ivy League, and three ECAC Hockey Players of the Year.

Schafer and his wife, Diane, have two sons, Luke and John '18, and a daughter, Michelle.

## SCHAFER'S FILE

### COACHING EXPERIENCE

1986-90	Cornell (Assistant Coach)
1990-94	Western Michigan (Assistant Coach)
1994-95	Western Michigan (Associate Head Coach)
1995-Pres.	Cornell (Head Coach)

### PLAYING EXPERIENCE

1979-80	Georgetown Gemini (CJBHL)
1980-82	Guelph Platters (OPJHL)
1982-86	Cornell

### EDUCATION

<b>Cornell University</b>
B.A., Business Management & Marketing, 1986

### COACHING CAREER

SEASON	RECORD	W%	CONF.	W%
<b>CORNELL (1995 - PRESENT)</b>				
1995-96	21-9-4	.676	14-4-4	.727
1996-97	21-9-5	.671	14-6-2	.682
1997-98	15-16-2	.485	9-12-1	.432
1998-99	12-15-4	.452	9-10-3	.477
1999-00	16-14-2	.531	10-9-1	.525
2000-01	16-12-5	.561	11-8-3	.568
2001-02	25-8-2	.743	17-3-2	.818
2002-03	30-5-1	.847	19-2-1	.886
2003-04	16-10-6	.594	13-6-3	.659
2004-05	27-5-3	.814	18-2-2	.864
2005-06	22-9-4	.686	13-6-3	.659
2006-07	14-13-4	.516	10-8-4	.545
2007-08	19-14-3	.569	12-9-1	.568
2008-09	22-10-4	.667	13-6-3	.659
2009-10	21-9-4	.676	14-5-3	.705
2010-11	16-15-3	.515	11-9-2	.545
2011-12	19-9-7	.643	12-4-6	.682
2012-13	15-16-3	.485	8-11-3	.432
2013-14	17-10-5	.609	11-7-4	.591
2014-15	11-14-6	.452	9-9-4	.500
2015-16	16-11-7	.574	8-8-6	.500
2016-17	21-9-5	.671	13-4-5	.705
2017-18	25-6-2	.788	17-3-2	.818
2018-19	21-11-4	.639	13-5-4	.682
2019-20	23-2-4	.862	18-2-2	.864
2020-21	— NO SEASON (COVID-19 PANDEMIC) —			
2021-22	18-10-4	.625	12-6-4	.636
2022-23	21-11-2	.647	15-6-1	.705
2023-24	22-7-6	.714	12-6-4	.636
2024-25	0-0-0	.000	0-0-0	.000
<b>TOTALS</b>	<b>542-289-111</b>	<b>.634</b>	<b>355-176-83</b>	<b>.646</b>

## CORNELL'S RECORD UNDER SCHAFER

CATEGORY	2024-25	UNDER SCHAFER	STREAK	CATEGORY	2024-25	UNDER SCHAFER	STREAK	CATEGORY	2024-25	UNDER SCHAFER	STREAK
Overall	0-0-0	542-289-111	Lost 1	Cornell Scores First	0-0-0	396-89-55	Lost 1	Leads after 1st period	0-0-0	283-46-26	Won 12
ECAC Hockey Game	0-0-0	355-176-83	Won 1	Opponent Scores First	0-0-0	146-200-49	Won 2	Trails after 1st period	0-0-0	65-147-29	Won 1
Ivy League Game	0-0-0	193-93-33	Tied 1	When Shutout	0-0-0	0-49-7	Lost 5	Tied after 1st period	0-0-0	194-96-56	Lost 1
Non-Conference Game	0-0-0	187-113-28	Lost 1	Scores One Goal	0-0-0	21-89-26	Lost 1	Leads after 2nd period	0-0-0	416-22-29	Won 14
Home	0-0-0	284-107-47	Won 3	Scores Two Goals	0-0-0	85-89-43	Lost 1	Trails after 2nd period	0-0-0	31-194-30	Lost 1
Away	0-0-0	196-126-52	Tied 1	Scores Three Goals	0-0-0	148-42-26	Won 3	Tied after 2nd period	0-0-0	95-73-52	Lost 1
Neutral Site	0-0-0	62-56-12	Lost 1	Scores Four Goals	0-0-0	122-16-6	Won 5	Outshoots Opponent	0-0-0	336-134-59	Lost 1
October	0-0-0	18-10-2	Won 2	Scores 5+ Goals	0-0-0	166-4-3	Won 108	Outshot by Opponent	0-0-0	189-144-49	Won 3
November	0-0-0	135-63-22	Won 1	Shutout Opponent	0-0-0	111-0-7	Won 25	Tied in Shots	0-0-0	17-11-3	Won 1
December	0-0-0	53-31-19	Tied 2	Allows One Goal	0-0-0	191-16-26	Won 4	In Overtime	0-0-0	51-44-111	Tied 1
January	0-0-0	111-61-35	Tied 1	Allows Two Goals	0-0-0	159-50-43	Lost 1	In Shootouts	0-0	9-10	Won 2
February	0-0-0	131-66-30	Tied 1	Allows Three Goals	0-0-0	61-69-26	Won 2	vs. Ranked Opponents	0-0-0	119-104-30	Lost 1
March	0-0-0	94-57-3	Lost 1	Allows Four Goals	0-0-0	19-69-6	Lost 3				
April	0-0-0	0-1-0	Lost 1	Allows 5+ Goals	0-0-0	1-85-3	Lost 52				

## SCHAFER'S ALUMNI IN THE NHL (AS OF OCT. 23)



### MORGAN BARRON

F | Winnipeg | CU from 2017-20

#### 2024-25 STATS

GP	G	A	PTS
6	0	1	1

#### CAREER NHL STATS

GP	G	A	PTS
188	22	24	46



### SAM MALINSKI

D | Colorado | CU from 2019-23

#### 2024-25 STATS

GP	G	A	PTS
7	0	1	1

#### CAREER NHL STATS

GP	G	A	PTS
30	3	8	11



### MATT STIENBURG

F | Colorado | CU from 2019-23

#### 2024-25 STATS

GP	G	A	PTS
4	0	0	0

#### CAREER NHL STATS

GP	G	A	PTS
4	0	0	0

## BIG RED NHLers UPCOMING SCHEDULE

### THURSDAY, OCT. 24

- Colorado at Utah, 9:00
- Winnipeg at Seattle, 10:00

### SATURDAY, OCT. 26

- Winnipeg at Calgary, 7:00

### SUNDAY, OCT. 27

- Ottawa at Colorado, 9:00

### MONDAY, OCT. 28

- Toronto at Winnipeg, 7:30 (Prime)
- Chicago at Colorado, 9:00

## STIENBURG DEBUTS WITH COLORADO

**DENVER** (OCT. 17, 2024) — Former Cornell men's hockey forward **MATT STIENBURG** '23 made his NHL debut with Colorado as the Avalanche lost to the Boston Bruins, 5-3, inside Ball Arena.

The debut for Stienburg marked the 40th Cornell men's hockey alumnus to appear in an NHL game and the 39th player to play in a regular-season game. Stienburg became the 26th Cornell player to have played for the Big Red under **MIKE SCHAFER** '86 during his tenure as the Jay R. Bloom '77 Head Coach of Cornell Men's Hockey, and the 30th NHLer to have played while Schafer has been on the men's hockey coaching staff at Cornell.

Logging 4:36 of ice time across nine shifts, Stienburg registered three hits and fought Boston defenseman Nikita Zadorov after a hit on Matthew Poitras in the second period.

Stienburg and Malinski became the fifth set of Cornell alumni to be teammates in the NHL, joining **DOUG DADSWELL** and **JOE NIEUWENDYK** (Calgary), **DOUGLAS MURRAY** and **RYAN VESCE** (San Jose), Murray and **MIKE IGGULDEN** (San Jose), and **RYAN O'BYRNE** and **BEN SCRIVENS** (Toronto).

## #PRORED TRACKER

LAST UPDATED: OCT. 23, 2024

### NORTH AMERICA NHL (3)

- Morgan Barron — Winnipeg
- Sam Malinski — Colorado
- Matt Stienburg — Colorado

### AHL (9)

- Anthony Angello — Milwaukee
- Cole Bardreau — Bridgeport
- Jacob MacDonald — Colorado
- Jack Malone — Utica
- Jeff Malott — Ontario
- Travis Mitchell — Bridgeport
- Riley Nash — Hartford
- Joakim Ryan — Chicago
- Gabriel Seger — Grand Rapids

### ECHL (5)

- Max Andreev - Kansas City
- Ben Berard — Kalamazoo
- Kyle Betts — Florida
- Justin Ertel — Idaho
- Joe Leahy - Greenville

### SPHL (1)

- Hayden Stewart - Birmingham Bulls

### INTERNATIONAL AUSTRIA - ICEHL (1)

- Sean Collins — Black Wings Linz

### ENGLAND - EIHL (1)

- Michael Regush — Coventry Blaze

### GERMANY - DEL (3)

- Alex Green — Straubing Tigers
- Cody Haiskanen — Nürnberg Ice Tigers
- Alec McCrea — Düsseldorf EG

### GERMANY - DEL2 (1)

- Jake Weidner — EC Kassel Huskies

### ITALY - ICEHL (1)

- Matt Cairns — Asiago

### JAPAN - ASIA LEAGUE (1)

- Alex Rauter — Yokohama Griets

### NORWAY (1)

- Mitch Gillam — Frisk Asker

### RUSSIA - KHL (2)

- Kirill Gotovets — Dynamo Moskva
- Yanni Kaldis — Severstal Cherepovets

## CORNELLIANS IN THE NHL



### CORNELLIANS ACTIVELY IN THE NHL (3)

PLAYER	AT CORNELL	NHL SEASON	NHL TEAM
Morgan Barron	2017-20	4th	Winnipeg
Sam Malinski	2019-23	2nd	Colorado
Matt Stienburg	2019-23	1st	Colorado

### NHLers TO PLAY FOR SCHAFER AT CORNELL (30)

PLAYER	YEAR(S) COACHED	NHL CAREER	TEAM(S)
Joe Nieuwendyk	1986-87	1987-07	CGY, DAL, NJ, TOR, FLA
Corrie D'Alessio	1987-90	1992-93	HFD
Dan Ratushny	1988-90	1992-93	VAN
Ryan Hughes	1989-90	1995-96	BOS

### AS A HEAD COACH (26)

Brad Chartrand	1995-96	1999-04	LAK
P.C. Drouin	1995-96	1996-97	BOS
Jean-Marc Pelletier	1995-97	1998-04	PHI, PHX
Matt Underhill	1998-02	2003-04	CHI
Douglas Murray	1999-03	2005-14	SJ, PIT, MTL
Ryan Vesce	2000-04	2008-10	SJ
Mike Iggulden	2001-05	2007-09	SJ, NYI
David LeNeveu	2001-03	2005-11	PHX, CBJ
Matt Moulson	2002-06	2007-18	LA, NYI, BUF, MIN
Ryan O'Byrne	2003-06	2007-13	MTL, COL, TOR
Byron Bitz	2003-07	2008-12	BOS, FLA, VAN
Raymond Sawada	2004-08	2008-11	DAL
Colin Greening	2006-10	2010-16	OTT, TOR
Brendon Nash	2006-10	2010-11	MTL
Ben Scrivens	2006-10	2011-16	TOR, LA, EDM, MTL
Riley Nash	2007-10	2011-24	CAR, BOS, CBJ, WPG, TB, ARI, NYR
Sean Collins	2008-12	2012-16	CBJ, WSH
Brian Ferlin	2011-14	2014-15	BOS
Joakim Ryan	2011-15	2017-21	SJ, LA, CAR
Jacob MacDonald	2011-15	2018-24	FLA, COL, SJ
Cole Bardreau	2011-15	2019-23	NYI
Anthony Angello	2015-18	2019-22	PIT
Morgan Barron	2018-20	2020-25	NYR, WPG
Jeff Malott	2016-20	2021-22	WPG
Sam Malinski	2019-23	2023-25	COL
Matt Stienburg	2019-23	2024-25	COL

### CORNELLIANS IN HOCKEY HALL OF FAME (2)



### KEN DRYDEN


G | Montréal | CU from 1966-69

#### CAREER STATS

GP	SV	GAA	SV%
397	10,213	2.24	.922



5-time Vezina Trophy winner; 6-time All-Star




### JOE NIEUWENDYK

F | Calgary, Dallas, New Jersey, Toronto, Florida | CU from 1984-87

#### CAREER STATS

GP	G	A	PTS
1,257	564	562	1,126



1988 Calder; 1995 Clancy; 1999 Conn Smythe

2023-24 OVERALL CORNELL STATISTICS

Overall **22-7-6** Home **10-3-2** Away **8-3-2** Neutral **4-1-2** ECAC Hockey **12-6-4**

#	PLAYER	GP	G	A	PTS	SH	SH%	+/-	PN-MIN	MIN	MAJ	OTH	PPG	SHG	FG	GWG	GTG	OTG	HT	PN	UA	BLK	SHOOTOUTS			
																							G	ATT	PCT	
16	Gabriel Seger	35	14	30	44	60	.233	+30	8-16	8	0	0	4	0	2	2	0	0	0	0	0	22	3	6	.500	
17	Dalton Bancroft	34	12	19	31	77	.156	+14	7-25	5	1	1	7	0	3	2	0	1	0	0	1	20	4	6	.667	
22	Kyle Penney	35	10	18	28	66	.152	+30	5-18	4	0	1	0	0	2	2	0	0	0	0	0	28	0	0	—	
38	Jonathan Castagna	35	11	14	25	60	.183	+20	11-25	10	1	0	0	0	5	3	0	0	1	0	3	15	0	0	—	
21	Ben Robertson	35	5	18	23	76	.066	+19	1-2	1	0	0	2	0	1	1	1	1	0	0	1	38	1	1	1.000	
14	Ryan Walsh	35	12	10	22	73	.164	+5	9-21	8	1	0	4	0	2	5	0	0	0	0	0	9	1	1	1.000	
26	Ondrej Psenicka	35	9	12	21	56	.161	+13	8-30	5	2	1	2	0	1	1	1	0	0	0	0	29	0	1	.000	
19	Sullivan Mack	29	7	10	17	44	.159	+6	1-2	1	0	0	0	1	0	1	0	0	0	1	1	7	0	0	—	
9	Jack O'Leary	35	7	8	15	43	.163	+15	6-12	6	0	0	0	0	4	1	0	0	0	0	0	12	0	0	—	
28	Nick DeSantis	35	8	6	14	46	.174	+16	11-30	10	0	1	1	0	3	1	0	0	0	0	0	16	0	0	—	
10	Jake Kraft	35	4	9	13	47	.085	+6	1-2	1	0	0	0	0	0	1	0	0	0	0	0	13	0	0	—	
5	Hoyt Stanley	35	2	8	10	37	.054	+16	11-22	11	0	0	0	0	1	0	0	0	0	0	0	25	0	0	—	
12	Tim Rego	35	2	8	10	37	.054	+21	7-14	7	0	0	1	0	0	0	1	0	0	0	0	52	0	0	—	
8	Luke Devlin	30	6	2	8	29	.207	+1	6-12	6	0	0	0	0	0	1	0	0	0	0	0	7	0	0	—	
4	Hank Kempf	35	1	7	8	34	.029	+14	6-12	6	0	0	0	0	0	1	0	0	0	0	0	59	1	1	1.000	
6	George Fegaras	33	3	4	7	57	.053	+9	6-12	6	0	0	1	0	0	0	0	0	0	0	0	19	0	0	—	
15	Tyler Catalano	24	1	4	5	19	.053	-1	3-14	2	0	1	0	0	0	0	1	0	0	0	0	15	0	2	.000	
27	Michael Suda	32	0	5	5	46	.000	+13	5-10	5	0	0	0	0	0	0	0	0	0	0	0	26	0	0	—	
23	Winter Wallace	26	1	1	2	15	.067	-2	6-12	6	0	0	0	0	0	0	0	0	0	0	0	8	0	1	.000	
13	Marian Mosko	11	0	1	1	2	.000	+3	0-0	0	0	0	0	0	0	0	0	0	0	0	0	3	0	0	—	
18	Kyler Kovich	7	0	1	1	7	.000	+1	1-2	1	0	0	0	0	0	0	0	0	0	0	0	3	0	0	—	
3	Jack O'Brien	9	0	0	0	5	.000	+4	0-0	0	0	0	0	0	0	0	0	0	0	0	0	2	0	0	—	
11	Sean Donaldson	10	0	0	0	12	.000	-1	0-0	0	0	0	0	0	0	0	0	0	0	0	0	1	0	1	.000	
30	Ian Shane	34	0	0	0	0	.000	0	0-0	0	0	0	0	0	0	0	0	0	0	0	0	0	0	0	0	—
33	Remington Keopple	2	0	0	0	0	.000	0	0-0	0	0	0	0	0	0	0	0	0	0	0	0	0	0	0	0	—
TEAM		6-12																								
TOTALS		35	115	195	310	948	.121	+252	131-317	121	5	5	22	1	24	22	4	2	1	1	6	429	10	20	.500	
OPPONENTS		35	65	115	180	794	.082	-261	144-356	133	4	7	22	1	11	7	2	2	0	1	0	409	8	20	.400	

#	PLAYER	GP-GS	MIN	GA	GAA	SV	SV%	W	L	T	SHO	PPG	SHG	ENG
30	Ian Shane	34-34	2021:09	57	1.69	685	.923	22	5	6	3	21	1	0
33	Remington Keopple	2-1	114:34	7	3.67	44	.863	0	2	0	0	1	0	0
EMPTY NET			9:49	1	—	—	—	—	—	—	—	0	0	1
TOTALS		35	2145:32	65	1.82	729	.918	22	7	6	3	22	1	1
OPPONENTS		35	2145:32	115	3.22	833	.879	7	22	6	0	22	1	12

FACEOFFS

#	PLAYER	W	L	PCT
10	Jake Kraft	2	0	1.000
16	Gabriel Seger	488	342	.588
22	Kyle Penney	21	16	.568
38	Jonathan Castagna	220	183	.546
14	Ryan Walsh	251	241	.510
15	Tyler Catalano	74	79	.484
8	Luke Devlin	26	37	.413
26	Ondrej Psenicka	5	9	.357
23	Winter Wallace	3	7	.300
9	Jack O'Leary	2	7	.222
17	Dalton Bancroft	0	1	.000
18	Kyler Kovich	0	1	.000
19	Sullivan Mack	0	1	.000
TOTALS		1092	924	.542
OPPONENTS		924	1092	.458

POWER-PLAY SCORING

#	PLAYER	G	A	PTS	SH	SH%
17	Dalton Bancroft	7	7	14	32	.219
16	Gabriel Seger	4	9	13	18	.222
21	Ben Robertson	2	9	11	23	.087
14	Ryan Walsh	4	6	10	25	.160
12	Tim Rego	1	3	4	7	.143
26	Ondrej Psenicka	2	1	3	4	.500
6	George Fegaras	1	2	3	9	.111
28	Nick DeSantis	1	1	2	2	.500
10	Jake Kraft	0	2	2	6	—
4	Hank Kempf	0	1	1	0	—
19	Sullivan Mack	0	1	1	0	—
22	Kyle Penney	0	1	1	4	—
27	Michael Suda	0	1	1	3	—

PERIOD-BY-PERIOD STATS

GOALS	1ST	2ND	3RD	OT	TOTAL
Cornell	33	45	35	2	115
Opponents	17	27	19	2	65
Difference	+16	+18	+16	0	+50
SHOTS	1ST	2ND	3RD	OT	TOTAL
Cornell	303	329	294	22	948
Opponents	239	271	247	37	794
Difference	+64	+58	+47	-15	+154
SAVES	1ST	2ND	3RD	OT	TOTAL
Cornell	222	244	228	35	729
Opponents	270	284	259	20	833
Difference	-48	-40	+31	+15	-104

SHORT-HANDED SCORING

#	PLAYER	G	A	PTS	SH	SH%
19	Sullivan Mack	1	0	1	5	.200
9	Jack O'Leary	0	1	1	4	.000

Gray shaded text denotes player not on 2024-25 roster