

# CORNELL BIG RED

## 2024 WOMEN'S SOCCER MATCH NOTES

2 IVY LEAGUE CHAMPIONSHIPS | 4 ALL-AMERICANS | 23 FIRST TEAM ALL-IVY SELECTIONS

### 2024 SCHEDULE

#### AUGUST (0-0-2)

25	at Colgate	ESPN+	T, 1-1
29	<b>BUFFALO</b>	ESPN+	<b>T, 1-1</b>

#### SEPTEMBER (1-5-2)

1	<b>SYRACUSE</b>	ESPN+	<b>W, 2-1</b>
5	<b>BOSTON COLLEGE</b>	ESPN+	<b>L, 2-3</b>
8	at Lehigh	ESPN+	T, 0-0
12	at St. John's	FloFC	L, 1-4
15	<b>VILLANOVA</b>	ESPN+	<b>T, 1-1</b>
20	at Long Beach State		L, 0-1
22	at #19 Pepperdine	ESPN+	L, 0-3
28	<b>PRINCETON*</b>	ESPN+	<b>L, 0-3</b>

#### OCTOBER (1-2-0)

5	<b>DARTMOUTH*</b>	ESPN+	<b>W, 1-0</b>
9	at Columbia*	ESPN+	L, 1-4
13	at Harvard*	ESPN+	L, 0-5
19	<b>YALE*</b>	ESPN+	<b>1 p.m.</b>
26	at Brown*	ESPN+	4 p.m.

#### NOVEMBER

2	<b>PENN*</b>	ESPN+	<b>1 p.m.</b>
---	--------------	-------	---------------

All match times Eastern, subject to change

\* - Denotes Ivy League contest

Bold Red CAPS denotes home game

### YALE BULLDOGS

AT

### CORNELL BIG RED

MATCH NO. 14 | SATURDAY, OCT. 19 | 1 P.M. | ITHACA, N.Y. | BERMAN FIELD | YALE LEADS SERIES, 21-17-3

8-4-1

OVERALL

2-1-1

IVY LEAGUE

WWT LW

FORM

**Sarah Martinez**

5TH SEASON AS HEAD COACH

23-22-9 (.509)

5TH SEASON AT YALE

2-7-4

OVERALL

1-3-0

IVY LEAGUE

LLWLL

FORM

**Rob Ferguson**

5TH SEASON AS HEAD COACH

13-30-17 (.358)

5TH SEASON AT CORNELL

### MATCH INFORMATION

#### TV / WEBCAST



Play-by-Play: Henry Geller

Analyst: Nate Krackeler

Stats: cornellbigred.com

#### SATURDAY FORECAST

☀️ 63° ☁️ 6:18

Temperature: 69° high | 41° low

Forecast: Sunny, 0% chance of rain

Winds: Light and variable

### FIRST TOUCH

► Coming off a two-match road trip last week, the Cornell women's soccer team returns to Berman Field this afternoon for an Ivy League contest against Yale. First touch between the Big Red and Bulldogs is scheduled for 1 p.m.

### LAST TIME OUT

► **CAMBRIDGE, Mass. (OCT. 13, 2024)** — A first-half salvo by Harvard aided the host Crimson to a 5-0 clean sheet over the Cornell women's soccer team at Jordan Field last Sunday afternoon.

► Áslaug Gunnlaugsdóttir, Josefine Hasbo, and Audrey Francois potted first-half goals for Harvard over a span of four-plus minutes while Nicola Golen and Írena Héðinsdóttir Gonzalez tacked on insurance markers in the second half for the Crimson. Rhiannon Stewart made three saves en route to her fifth clean sheet of the season and her first since Sept. 5 against Boston University.

► Gunnlaugsdóttir registered a five-point day for Harvard, scoring one goal and adding a trio of assists. Hasbo had a three-point day on the power of a goal and an assist, and Jade Rose assisted on a pair of Harvard goals.

► Cornell had 12 shot attempts in the contest, four of which were on goal coming off the boots of senior defender **LILY ELLINGSON**, junior midfielder **MARIANA KESSINGER**, senior midfielder **REINNA GABRIEL**, and sophomore forward **SYDNEY ALLEN**. Junior goalkeeper **NATALIE MEDUGNO** made her first start since Sept. 22 against Pepperdine, making five saves on the day.

### KNACK FOR THE NET

► Cornell has scored at least one goal in 41 of its 60 matches played under head coach **ROB FERGUSON**, dating back to the first season played under Ferguson in 2021.

► The 68.3 percent of contests with a goal ranks as the highest clip in Cornell program history, surpassing **RANDY MAY**, the program's first head coach. May saw his teams score in 67.7 percent of the 282 matches he coached (191 matches with a goal) during his 18-year tenure as head coach between 1982 and 1999.

► As of late, the Big Red has displayed its scoring prowess, scoring a goal in 14 of its last 19 contests, 24 of its previous 30 matches, and 27 of its latest 35 fixtures, dating back to 2022.

### HOME, SWEET, GOALS

► Cornell saw its program-record 14-match goal-scoring streak on Berman Field get halted against Princeton in its 3-0 loss on Sept. 28. It was the Big Red's first time being held scoreless on its home pitch since playing to a scoreless draw with Yale on Oct. 15, 2022.

► The Big Red's 14-match streak of home contests with a goal was the third instance in Cornell program history that it scored in at least 10 consecutive home fixtures, joining a 12-match streak during the 2013 and 2014 campaigns and a 10-match stretch that spanned the 1985 and 1987 seasons.

### IVY LEAGUE OUTLOOK

TEAM	IVY LEAGUE			OVERALL		
	PTS	W-L-T	PCT	W-L-T	PCT	
Columbia	12	4-0-0	1.000	6-3-3	.625	
Princeton	9	3-1-0	.750	8-4-0	.667	
Yale	7	2-1-1	.625	8-4-1	.654	
Brown	7	2-1-1	.625	5-3-4	.583	
Harvard	4	1-2-1	.375	5-2-5	.625	
<b>Cornell</b>	<b>3</b>	<b>1-3-0</b>	<b>.250</b>	<b>2-7-4</b>	<b>.308</b>	
Penn	2	0-2-2	.250	1-7-5	.269	
Dartmouth	1	0-3-1	.125	6-5-2	.538	

#### LAST WEEK'S RESULTS

Wednesday, Oct. 9

Columbia 4, Cornell 1

Brown 2, Yale 0

Harvard 1, Dartmouth 1

Princeton 1, Penn 0

#### Sunday, Oct. 13

Harvard 5, Cornell 0

Brown 0, Penn 0

Columbia 1, Dartmouth 0

Yale 2, Princeton 1

#### THIS WEEK'S SCHEDULE

Saturday, Oct. 19

Yale at Cornell, 1:00

Harvard at Princeton, 1:00

Penn at Dartmouth, 3:00

Columbia at Brown, 3:00

#### Tuesday, Oct. 22

Princeton at UMBC, 7:00

All match times are Eastern, subject to change



### MEDIA CONTACT

#### MARSHALL HAIM

Assistant Director of Athletic Communications

✉️ mh2348@cornell.edu

☎️ (716) 465-4945 (mobile)

### CORNELL RECORD BOOK

#### HIGHEST PCT. OF MATCHES WITH A GOAL

By Coach — Cornell Program History

COACH	YEAR(S)	GG	GP	PCT
► Rob Ferguson	2020-24	41	60	.683
Randy May	1982-99	191	282	.677
Berhane Anderberhan	2000-05	64	97	.660
Patrick Farmer	2012-16	51	82	.622
Gretchen Zigante	2006	10	17	.588
Danielle LaRoche	2007-11	37	77	.481
Dwight Hornibrook	2017-19	17	44	.386

### CORNELL RECORD BOOK

#### CONSECUTIVE HOME MATCHES WITH A GOAL

Cornell Program History

STREAK	DATES	G	GPG
► 14 matches	10/29/22 - 9/15/24	22	1.57
12 matches	9/13/13 - 10/3/14	32	2.67
10 matches	10/16/85 - 9/30/87	24	2.40
9 matches	9/22/96 - 10/14/97	20	2.22
8 matches	9/23/11 - 10/2/12	13	1.63

# 2024 CORNELL WOMEN'S SOCCER ROSTER

#	NAME	POS	HT	YR	HOMETOWN	HIGH SCHOOL / PREVIOUS SCHOOL	CLUB TEAM
0	Erica Fox	GK	5-6	Sr.	San Marcos, Calif.	San Marcos HS	Albion SC San Diego
00	Natalie Medugno	GK	5-8	Jr.	Oceanside, N.Y.	Oceanside HS	Long Island SC
1	Naomi Glassberg	GK	5-6	So.	New Tripoli, Pa.	Northwestern Lehigh HS	FC Bucks
2	Brooke Brown	M	5-7	So.	Barrington, Ill.	Barrington HS	Eclipse Select
3	Lily Ellingson	D	5-4	Sr.	San Diego, Calif.	Torrey Pines HS	Albion SC San Diego
4	Jane Offit	D	5-7	Fr.	New York, N.Y.	Horace Mann School	Players Development Academy
5	Abigail Bishara	M	5-8	Jr.	Clarence Center, N.Y.	Clarence HS	WNY Flash
6	Isabel Chapman	D	5-8	So.	Ann Arbor, Mich.	Pioneer HS	Michigan Hawks
7	Izzy Scott	D	5-11	Jr.	Austin, Texas	Westlake HS	Lonestar SC
8	Amanda Polyniak	M/F	5-7	Fr.	River Vale, N.J.	Pascack Valley HS	World Class FC
9	Alanna Colbert	F	5-4	So.	Lexington, S.C.	River Bluff HS	South Carolina United FC
10	Lauren DiPierri	M	5-7	Fr.	Plainview, N.Y.	Plainview-Old Bethpage JFK HS	Long Island SC
11	Mariana Kessinger	M/F	5-4	Jr.	Palo Alto, Calif.	Palo Alto HS	PSV Union FC
12	Maran Kingsley	D	5-11	Jr.	Buffalo, N.Y.	Nardin Academy	WNY Flash
13	Ava Laden	F	5-6	Sr.	Denver, Colo.	Regis Jesuit H	Colorado Rapids
14	Tanum Nelson	M/F	5-8	Jr.	Duxbury, Vt.	Harwood HS	FC Stars
15	Gaby Gonzalez	D	5-9	Jr.	Westport, Conn.	Staples HS	Connecticut FC
16	Reinna Gabriel	M/F	5-7	Sr.	Menifee, Calif.	Vista Murrieta HS	Slammers FC
17	Sydney Allen	F	5-9	So.	Rockville, Md.	Bethesda-Chevy Chase HS	Maryland United
18	Grace Diehl	F	5-10	Jr.	Driftwood, Texas	Glenbrook South HS [Ill.]	Eclipse Select SC
19	Estelle Jarrells	F	5-7	Fr.	Atlanta, Ga.	Marist School	Tophat GA Gold
21	Peyton Nichols	M	5-6	Sr.	New Vernon, N.J.	Kent Place School	Players Development Academy
22	Ella Koschineg	M/D	5-3	Fr.	Ambler, Pa.	Gwynedd Mercy Academy	FC Bucks
23	Alex Brotherton	D	5-5	Sr.	Dryden, N.Y.	Dryden HS	WNY Flash
24	Ivy Tolbert	M/F	5-7	Fr.	Commerce, Ga.	Commerce HS	Gwinnett Soccer Academy
26	Kayla Ristianto	D	5-4	So.	Dallas, Texas	Lakehill Preparatory School	FC Dallas
27	Evelyn Chudowsky	F	5-8	Fr.	Westport, Conn.	Staples HS	New York SC
28	Laken Gallman	F	5-2	Sr.	Charlotte, N.C.	Mountain Islander Charter HS / University of Tampa	Charlotte Soccer Academy
31	Maddie Leroy	F	5-6	Sr.	Altadena, Calif.	Flintridge Sacred Heart Academy	Slammers FC
32	Cecily Pokigo	D	5-6	Sr.	Middle River, Md.	McDonogh School	Maryland United FC
33	Sydney Malaga	F	5-8	Sr.	Elmhurst, Ill.	York Community HS	Sockers FC
34	Emily Gibbons	M/F	5-9	So.	Hingham, Mass.	Hingham HS	South Shore Select
35	Ava Jung	M	5-9	So.	Richmond, Va.	Douglas S. Freeman HS	Richmond United
36	Hannah Grimes	GK	5-6	Jr.	Woodinville, Wash.	Woodinville HS	Seattle United

## COACHING AND SUPPORT STAFF

Head Coach:	Rob Ferguson
Assistant Coach:	Danielle Reid-Espinal
Assistant Coach:	Shaela Krayer
Athletic Trainer:	Emily Berg

## PRUH-NUHN-SEE-AY-SHN GUIDE


















00	Natalie Medugno	meh-DUNE-yoh
4	Jane Offit	AHH-fiht
5	Abigail Bishara	bih-SHARR-uh
8	Amanda Polyniak	poh-LIHN-ee-ahk
9	Alanna Colbert	uh-LAH-nuh
10	Lauren DiPierri	dee-PEER-ee
11	Mariana Kessinger	MAR-ee-ah-nuh
12	Maran Kingsley	MARE-ihn
13	Ava Laden	AY-vuh LAY-dihn
14	Tanum Nelson	TAN-uhm
16	Reinna Gabriel	RAY-nuh
18	Grace Diehl	DEEL
19	Estelle Jarrells	JARE-uhls
22	Ella Koschineg	KOH-shih-nehg
26	Kayla Ristianto	rih-stee-AHN-toe
27	Evelyn Chudowsky	chuh-DOW-skee
28	Laken Gallman	LAY-kihn
31	Maddie Leroy	LIH-roy
32	Cecily Pokigo	poh-KEE-go
33	Sydney Malaga	MAL-uh-guh
35	Ava Jung	JUHG
AC	Danielle Reid-Espinal	reed-ESS-pih-nahl
AC	Shaela Krayer	SHAY-luh KRAY-yuhr

## ROSTER BREAKDOWN

### BY CLASS

FRESHMAN (7)	SOPHOMORES (8)	JUNIORS (9)	SENIORS (10)
4 Offit	1 Glassberg	00 Medugno	0 Fox
8 Polyniak	2 Brown	5 Bishara	3 Ellingson
10 DiPierri	6 Chapman	7 Scott	13 Laden
19 Jarrells	9 Colbert	11 Kessinger	16 Gabriel
22 Koschineg	17 Allen	12 Kingsley	21 Nichols
24 Tolbert	26 Ristianto	14 Nelson	23 Brotherton
27 Chudowsky	34 Gibbons	15 G.Gonzalez	28 Gallman
	35 Jung	18 Diehl	31 Leroy
		36 Grimes	32 Pokigo
			33 Malaga

### BY STATE

 New York 6	 Illinois 2	 Colorado 1	 South Carolina 1
 California 5	 Maryland 2	 Massachusetts 1	 Vermont 1
 Texas 3	 New Jersey 2	 Michigan 1	 Virginia 1
 Connecticut 2	 Pennsylvania 2	 North Carolina 1	 Washington 1
 Georgia 2			

## CORNELL QUICK FACTS

### GENERAL INFORMATION

Location:	Ithaca, N.Y.
Enrollment:	26,284 (16,071 undergraduate)
Founded:	1865
Nickname:	Big Red
School Colors:	Carnelian Red and White
Conference:	The Ivy League
Interim President:	Michael I. Kotlikoff
Meakam Smith Director of Athletics:	Dr. Nicki Moore
Athletics Website:	CornellBigRed.com
Facebook:	/CornellSports
X (formerly Twitter):	@CornellSports
Instagram:	@CornellSports   @cornellwsoccer

### HISTORY

First Varsity Season (Seasons):	1982 (42nd)
All-Time Record:	237-347-75 (.417)
Ivy League Regular-Season Titles (last):	2 (1991)
Ivy League Tournament Appearances:	None
Ivy League Championship Titles:	None
NCAA Tournament Appearances:	None

### BERMAN FIELD

Year Opened (Seasons):	1997 (27th)
Capacity:	1,000
All-Time Record:	68-106-27 (.405)
Under Rob Ferguson:	11-9-9 (.534)

### COACHING / SUPPORT STAFF

Head Coach:	Rob Ferguson (University of Manchester)
	Sixth year at Cornell; Fifth year (Fourth season) in role
Record at Cornell:	13-30-17 (.358)
Overall Record:	26-61-19 (.335)
Assistant Coach:	Dani Reid-Espinal (UAlbany '15)
	Fourth season
Assistant Coach:	Shaela Krayner (USC Aiken '01)
	First Season
Athletic Trainer:	Emily Berg (SUNY Cortland '22)
	Second year at Cornell; First with program

### 2023 IN REVIEW

Overall Record:	4-5-6 (.467)
Ivy League Record (Finish):	0-5-2 (.143) — T-7th
Home Record:	3-2-3 (.563)
Road Record:	1-3-3 (.357)
Neutral Record:	0-0-0
Ivy League Tournament:	Did not qualify
NCAA Tournament:	Not selected
United Soccer Coaches Poll (final):	Not ranked
TopDrawer Soccer Poll (final):	Not ranked

### 2024 TEAM INFORMATION

Letterwinners Returning / Lost:	15 / 5
Newcomers:	7
Fr / So / Jr / Sr:	7 / 8 / 9 / 10

### ATHLETIC COMMUNICATIONS

<b>Jeremy Hartigan</b>	
Sr. Associate Director of Athletics for Communications	
<b>Marshall Haim</b>	
Assistant Director of Athletic Communications (WSOC)	
<b>Phone:</b>	(716) 465-4945
<b>Email:</b>	mh2348@cornell.edu
<b>Matthew Jensen</b>	
Assistant Director of Athletic Communications	
<b>Aaron Kelly</b>	
Assistant Director of Athletic Communications	
<b>Sydney Duenckel</b>	
Athletic Communications Intern	
<b>Emily Sweeney</b>	
Athletic Communications Intern	


**#YELLCORNELL**

## SCOUTING REPORT

as of 10/16/24

	Y	C
Overall Record	8-4-1	2-7-4
Scoring Offense	1.54	0.77
National Rank	T-123rd	T-297th
Conference Offense	1.50	0.50
Conference Rank	4th	T-6th
Shooting Accuracy	.138	.067
National Rank	T-59th	312th
Shots on Goal Percentage	.434	.436
National Rank	238th	234th
Scoring Defense	1.08	2.08
National Rank	T-118th	309th
Conference Defense	1.50	3.00
Conference Rank	T-5th	8th
Saves Per Game	3.77	3.54
National Rank	T-209th	229th
Save Percentage	.778	.630
National Rank	T-122nd	331st
Corner Kicks Per Game	5.15	4.31
Penalty Kicks	1 / 1	0 / 0
Fouls Per Game	10.31	10.15
Yellow Cards	10	10
Red Cards	1	1

### LEADING SCORERS

**CORNELL**

		<b>G</b>	<b>A</b>	<b>PTS</b>
28	<b>Laken Gallman</b>	3	1	7
13	<b>Ava Laden</b>	2	0	4
17	<b>Sydney Allen</b>	2	0	4
5	<b>Abigail Bishara</b>	1	1	3
14	<b>Tanum Nelson</b>	1	1	3

**YALE**

		<b>G</b>	<b>A</b>	<b>PTS</b>
25	<b>Ellie Rappole</b>	4	4	12
16	<b>Alanna Butcher</b>	2	3	7
27	<b>Tanner Cahalan</b>	2	2	6
11	<b>Vienna Lundstedt</b>	1	3	5
9	<b>Marz Akins</b>	2	0	4
6	<b>Tina Teik</b>	2	0	4

## THE MATCH IS ON HER FOOT

► Sophomore forward **SYDNEY ALLEN** has recorded both of Cornell's game-winning goals this season, which came against Syracuse (Sept. 1) and Dartmouth (Oct. 5).

► Allen is Cornell's first player to register multiple game-winning goals in a season since **REAGAN PAUWELS** tallied game-winning goals against Princeton (Oct. 29, 2022) and Dartmouth (Nov. 5, 2022), the program's final two matches of the season.

► Should Allen register another game-winning goal this season, she would enter a tie for the seventh-most game-winning goals by a Big Red player, and be the first player with three game-winning goals in a season since **MANEESHA CHITANVIS** in 2010.

## CLEAN SHEET CLUB

► With her clean sheet against Lehigh on Sept. 8, junior goalkeeper **NATALIE MEDUGNO** increased her career total for clean sheets to 5.5.

► Medugno is one-half of a clean sheet away from tying **MEGHAN CAUZILLO** (1997-00) and **MEGHAN KENNEDY** (2015-18) for the 10th-most shutouts in program history.

► Should Medugno record a full clean sheet this afternoon, she would surpass Cauzillo and Kennedy and match **KATRINA MATLIN** (2003-06) for the ninth-most clean sheets by a Cornell goalkeeper.

## NOBODY WINS

► Cornell's four draws are tied for the third-most in a single season, matching the outputs by the squads from 2002 and 2015. Its next draw would match the 2022 squad for the second-most in program history. Only last year's team, which concluded the year with a 4-5-6 mark, had more draws in a single season.

► The Big Red's four ties are tied with Penn (1-7-4) for the second most draws by an Ivy League program this season. Only Harvard (4-2-5) has played more matches that have resulted in ties.

### CORNELL RECORD BOOK

#### MOST GAME-WINNING GOALS IN A SEASON

*Cornell Program History*

RK.	PLAYER	SEASON	GWG
1.	Laurie Collier	1987	5
2.	Meagan McMahan	1983	4
	Meagan McMahan	1984	4
	Amy Finkelstein	1990	4
	Jen Tidsbury	1992	4
	Amy Duesing	1993	4
► 7.	13 times by 11 players		3
	Last: Maneesha Chitanvis (2010)		

### CORNELL RECORD BOOK

#### MOST CAREER CLEAN SHEETS

*Cornell Program History*

RK.	PLAYER	SEASONS	CS
1.	Melissa Gambrell	1986-89	22
8.	Kate Alexander	1992-93	7
9.	Katrina Matlin	2003-06	6.5
10.	Meghan Cauzillo	1997-00	6
	Meghan Kennedy	2015-18	6
► 12.	Natalie Medugno	2022-Pres.	5.5

### CORNELL RECORD BOOK

#### MOST DRAWS IN A SINGLE SEASON

*Cornell Program History*

SEASON	RECORD	W%
2023	4-5-6	.467
2022	4-7-5	.406
2002	8-5-4	.588
2015	9-4-4	.647
► 2024	2-7-4	.308

Cornell Miscellaneous							
Goals Scored by Minute							
	Total	1-15'	16-30'	31-45'	46-60'	61-75'	75+'
Cornell	10	0	4	2	1	2	1
Opp.	27	4	10	4	4	3	2
Quickest Goal Scored							Time
Ava Laden, vs. Boston College (9/5/24)							15:54
Quickest Goal Allowed							Time
Megan Edelman, at #19 Pepperdine (9/22/24)							0:25
Latest Goal Scored							Time
Abigail Bishara, at Colgate (8/25/24)							84:27
Latest Goal Allowed							Time
Jasmine Guerber, vs. Buffalo (8/29/24)							78:29
Game-Winning Goals After 75'							Time
Multi-Goal Matches							Goals
Multi-Assist Matches							Assists
All-Time Program Victories							
9/21/82	at Hamilton				W, 4-1	1	
10/26/85	vs. Yale				W, 3-0	25	
10/1/88	vs. Yale				W, 2-0	50	
10/19/91	vs. Harvard				W, 2-1	75	
11/13/94	vs. Colgate				W, 2-0	100	
10/18/98	vs. Northeastern				W, 5-2	125	
10/23/02	vs. Wagner				W, 4-0	150	
9/16/07	vs. Lafayette				W, 3-2	175	
9/21/14	at Binghamton				W, 1-0 (OT)	200	
8/27/21	vs. Canisius				W, 2-0	225	
10/5/24	vs. Dartmouth				W, 1-0	237	
All-Time Goals Scored • All Matches							
9/21/82	Karlee Seager	A	Hamilton	1			
10/25/86	Jennifer Smith	A	Dartmouth	100			
9/18/90	Krista Twombly	H	Canisius	200			
11/6/93	Amy Finkelstein	H	Yale	300			
10/7/97	Nikki Platte	A	Syracuse	400			
10/23/02	Sarah Olsen	H	Wagner	500			
11/10/07	Samantha Wiener	H	Columbia	600			
9/19/14	Elizabeth Crowell	H	Buffalo	700			
9/22/23	Kendall Patten	A	Princeton	800			
10/9/24	Ava Laden	A	Columbia	821			
All-Time Goals Scored • Home Matches							
10/5/82	Karlee Seager		Cazenovia	1			
10/7/89	Karen Roberts		Columbia	100			
10/23/95	Lori Penny		Army	200			
9/16/05	Kara Ishikawa		Canisius	300			
10/24/15	Charlotte Tate		Brown	400			
10/5/24	Sydney Allen		Dartmouth	458			
All-Time Goals Scored • Non-Home Matches							
9/21/82	Karlee Seager	A	Hamilton	1			
9/22/91	Amy Snow	A	Rutgers	100			
9/16/00	Ellen Daly	A	Columbia	200			
10/15/11	Xandra Hompe	A	Yale	300			
10/9/24	Ava Laden	A	Columbia	363			
2024 Records by Kit Combinations							
Field Players			Overall	Ivy			
White-White-White			0-1-0	0-0-0			
Red-Red-Red			2-3-1	1-1-0			
Black-Black-Black			0-3-3	0-2-0			
Goalkeepers			Overall	Ivy			
Black-Black-Black			1-3-1	0-1-0			
Teal-Teal-Teal			1-2-1	1-1-0			
Yellow-Yellow-Yellow			0-2-2	0-1-0			
Note: Order of colors denote Jersey-Shorts-Socks							

THIS DATE IN CORNELL WOMEN'S SOCCER HISTORY

OCT.

19

Cornell is 3-7-0 all-time on Oct. 19

Oct. 19, 1999: SOPHIA SMITH had two goals and one assist and ANDREA MADISON added the first two goals of her collegiate career to lead Cornell to a 6-1 victory over St. Francis (Pa.) at Berman Field. STEPHANIE SETYADI scored the other Big Red goal on the day as the other tally came on an own goal.

LEADERSHIP GROUP

► For the third consecutive season, Cornell will deploy a multi-person leadership team featuring a trio of captains and a leadership council consisting of two juniors and two sophomores.

► Earning spots as captains on this year's team include seniors AVA LADEN, MADDIE LEROY, and CECILY POKIGO. Leadership council members include juniors ABIGAIL BISHARA and IZZY SCOTT and sophomores KAYLA RISTIANTO and ISABEL CHAPMAN.

GEOGRAPHICALLY DIVERSE

► Cornell women's soccer does not generally recruit a specific area of the nation, exemplified by the makeup of this year's roster.

► Seventeen states are represented this season, spanning all four contiguous U.S. time zones. New York leads the way with six players, while California is right behind with five. Texas ranks third with three student-athletes.

► Connecticut, Georgia, Illinois, Maryland, New Jersey, and Pennsylvania have two representatives, while Colorado, Massachusetts, Michigan, North Carolina, South Carolina, Vermont, Virginia, and Washington are once represented.

RISTIANTO REPRESENTS INDONESIA

► This past summer, sophomore defender KAYLA RISTIANTO suited up for the Indonesian Women's National Soccer Team for a pair of friendlies against Hong Kong.

► The pair of contests between the Asian-based countries were held on July 11 and July 14 at the Hong Kong Football Club Ground, with the hosts claiming victories in both contests by respective 3-2 and 4-1 scores.

► "If anyone gets to be called up for a national team, it's obviously a big deal," Ristianto said, "but for me, it just felt more surreal. Indonesia has always been a part of my home. Even though I didn't grow up there, I was very grateful to experience it. There was definitely nerves. There's always a saying, 'If you're nervous, you care.' I thought it was very special and an opportunity nobody really gets ever."

EUROPEAN TRIP REWIND

► Upon concluding classes last spring, Cornell took a trip to Europe, where the Big Red participated in three exhibition contests.

► A roster of 30 players and four staff left the United States on May 27, playing a trio of exhibitions against Spanish-based clubs.

► The Big Red claimed a 4-1 victory against its first opponent, Girona FC, which competes in the Preferente Catalana, the fifth tier of Spanish soccer. Cornell's middle match of the trip saw the Big Red play Levante Las Planas of Liga F, the top division of Spanish football, before wrapping its trio of contests with a 6-2 victory against Font Santa Fatjó.

► While there was certainly a focus on performance and continuing to improve on the field, the trip was about much more than playing soccer. There was a real focus on 'team' and building relationships, and appreciating the opportunity and experience to dive in to local cultures in Girona, Barcelona, and Sitges, the three places where the team will spend time sightseeing.

► "There is a lot to be gained from a trip like this, both on an individual and team level from a soccer perspective," Ferguson said before embarking on the trip. "The additional training and game opportunities is a huge plus, and the opportunity for players to deal with the challenges of playing abroad, against older and more experienced teams, who have very clear and varied styles of play is a huge growth opportunity."

IVY PRESEASON POLL

► Cornell was picked to finish eighth in this year's Ivy League women's soccer preseason poll, the conference office announced on Aug. 19.

► After claiming last year's inaugural Ivy League Women's Soccer Tournament title, Harvard was tabbed the preseason favorite upon receiving 10 of the 16 first-place votes. The Crimson concluded with a point total of 120, 12 points ahead of Brown (108), which received four first-place votes. Behind Brown was Princeton, which finished with 103 points and the other two first-place votes.

► Rounding out the eight-team poll ahead of Cornell's 22 points was Columbia (77 points) in fourth, Dartmouth (57 points) in fifth, Yale (48 points) in sixth, and Penn (41 points) in seventh.



SERIES HISTORY

Y

AT

C

SERIES HISTORY

YALE LEADS, 21-17-3

Ithaca, N.Y. (Berman Field):

9-8-1 (3-8-1)

New Haven, Conn. (Reese Stadium):

8-13-2 (1-3-2)

Neutral Sites:

0-0-0

Under Rob Ferguson:

0-1-2

SCORING RECORDS

CORNELL

Ithaca:

5

COR, 5-0 (9/28/91)

YALE

Ithaca:

3

YALE, 3-1 (10/18/08)

New Haven:

4, (3x)

Last: COR, 4-0 (10/3/87)

New Haven:

6

YALE, 6-1 (11/7/98)

MATCH-BY-MATCH RESULTS

DATE	SITE	SCORE
9/25/82	New Haven, Conn.	L, 2-3
10/22/83	Ithaca, N.Y.	W, 4-0
10/27/84	New Haven, Conn.	W, 4-1
10/26/85	Ithaca, N.Y.	W, 3-0
10/4/86	New Haven, Conn.	W, 4-1
10/3/87	New Haven, Conn.	W, 4-0
10/1/88	Ithaca, N.Y.	W, 2-0
9/30/89	New Haven, Conn.	W, 1-0
9/28/90	New Haven, Conn.	L, 0-2
9/28/91	Ithaca, N.Y.	W, 5-0
9/26/92	New Haven, Conn.	W, 1-0
11/6/93	Ithaca, N.Y.	W, 3-2 (OT)
11/5/94	New Haven, Conn.	W, 2-1
11/4/95	Ithaca, N.Y.	W, 1-0
11/9/96	New Haven, Conn.	L, 2-4
11/8/97	Ithaca, N.Y.	L, 0-1 (OT)
11/7/98	New Haven, Conn.	L, 1-6
11/6/99	New Haven, Conn.	L, 0-5
9/30/00	Ithaca, N.Y.	L, 1-2
9/22/01	New Haven, Conn.	W, 1-0 (OT)
9/28/02	Ithaca, N.Y.	L, 0-2
10/18/03	New Haven, Conn.	L, 1-2 (OT)
10/16/04	Ithaca, N.Y.	L, 0-2
10/15/05	New Haven, Conn.	L, 0-5
10/14/06	Ithaca, N.Y.	W, 3-1
10/13/07	New Haven, Conn.	L, 0-5
10/18/08	Ithaca, N.Y.	L, 1-3
10/17/09	New Haven, Conn.	L, 1-2 (OT)
10/16/10	Ithaca, N.Y.	W, 1-0
10/15/11	New Haven, Conn.	L, 1-2 (OT)
10/13/12	Ithaca, N.Y.	L, 0-1
10/19/13	New Haven, Conn.	L, 0-1
10/18/14	Ithaca, N.Y.	L, 0-1
10/17/15	New Haven, Conn.	W, 1-0
10/15/16	Ithaca, N.Y.	W, 2-1
10/14/17	New Haven, Conn.	T, 0-0 (2OT)
10/13/18	Ithaca, N.Y.	L, 0-1
10/19/19	New Haven, Conn.	L, 0-1
10/16/21	New Haven, Conn.	L, 0-1
10/15/22	Ithaca, N.Y.	T, 0-0
10/14/23	New Haven, Conn.	T, 1-1

SCOUTING YALE

► Yale enters this afternoon's match with an 8-4-1 overall record and a 2-1-1 mark in Ivy League action. The Bulldogs' seven points is tied with Brown (2-1-1) for third in the Ancient Eight table.

► Yale's eight wins is the program's most since compiling 11 victories during its 11-4-1 season in 2019.

► Ellie Rappole paces Yale's offense behind her 12 points on four goals and four assists, all of which are the top figures on the Bulldogs this season. Alanna Butcher, Tanner Cahalan, Marz Akins, and Tina Teik have all scored two goals this season. Butcher, Vienna Lundstedt, and Meredith Phillips are behind Rappole with three assists apiece.

► Kyla Holmes has been Yale's go-to goalkeeper, starting 10 of the Bulldogs' 13 matches this season. Holmes has a 6-2-1 record with a 0.88 goals-against average and .805 save percentage. She has been a part of all five Bulldogs' clean sheets this season, four of which have been complete clean sheets.

► Entering Wednesday's contests, Holmes ranks third in the Ivy League in save percentage and clean sheets, trailing Princeton's Tyler McCamey (.860 save percentage, 5 clean sheets) and Harvard's Rhiannon Stewart (.833 save percentage, 5 clean sheets).

YALE'S LAST TIME OUT

► NEW HAVEN, Conn. (OCT. 13, 2024) — A pair of first-half goals by Alanna Butcher aided Yale to a 2-1 victory over Princeton at Reese Stadium last Saturday afternoon, handing the Tigers their first Ivy League loss of the season.

► Butcher's goal in the 18th minute snapped the Tigers' shutout streak at 388:49 while the marker in the 23rd minute signified Princeton's first time this season conceding multiple goals in a match.

► Ellie Rappole and Tanner Cahalan assisted on the Butcher's first goal and Vienna Lundstedt and Andie Miller aided on Butcher's latter tally.

► Anna Shamgochian made her fifth appearance and third start in goal for Yale, stopping a pair of Princeton shots en route to her second win of the season.

42 YEARS, 256 MILES, 41 MEETINGS

► Yale owns a 21-17-3 advantage in the series against Cornell since the first meeting between the two programs in 1982. The Bulldogs are unbeaten over its last six matches (4-0-2) against the Big Red.

► Each of the last 14 meetings between the two Ivy League rivals have been decided by one goal or less. The last time a contest featured Cornell and Yale was determined by at least two goals was when the Bulldogs prevailed, 3-1, on Oct. 18, 2008. Cornell has not won by multiple goals over Yale since winning 3-1 on Oct. 14, 2006.

► Cornell is seeking its first victory over Yale since posting a 2-1 win over the Bulldogs at Berman Field on Oct. 15, 2016.

CORNELL PLAYERS VS. YALE

PLAYER	GP	GS	MIN	G	A	PTS	SH	SH%	SOG	SOG%	YC	RC	GWG
Laken Gallman	2	1	91	0	1	1	5	.000	1	.200	0	0	0
Cecily Pokigo	3	3	270	0	0	0	0	.000	0	.000	0	0	0
Lily Ellingson	3	2	178	0	0	0	0	.000	0	.000	0	0	0
Ava Laden	2	2	112	0	0	0	0	.000	0	.000	0	0	0
Peyton Nichols	2	1	108	0	0	0	2	.000	0	.000	0	0	0
Abigail Bishara	2	0	77	0	0	0	0	.000	0	.000	0	0	0
Tanum Nelson	2	0	66	0	0	0	3	.000	1	.333	0	0	0
Reinna Gabriel	1	1	90	0	0	0	2	.000	1	.500	0	0	0
Mariana Kessinger	1	1	58	0	0	0	0	.000	0	.000	0	0	0
Sydney Malaga	2	0	63	0	0	0	1	.000	0	.000	0	0	0
Maddie Leroy	1	0	8	0	0	0	0	.000	0	.000	0	0	0
Gaby Gonzalez	1	0	3	0	0	0	0	.000	0	.000	0	0	0
TOTALS	22	11	1124	0	1	1	13	.000	3	.231	0	0	0
GOALKEEPER	GP	GS	MIN	W	L	T	W%	GA	GAA	SV	SV%	SHO	SF
Erica Fox	2	1	179:11	0	0	2	.500	1	0.50	6	.857	0.5	12

5 | 2024 BIG RED WOMEN'S SOCCER

CORNELL MATCH NOTES | MATCH 14 VS. YALE



# ROB FERGUSON

FIFTH YEAR (FOURTH SEASON) AS HEAD COACH

**Years at Cornell:** Sixth Year

**College:** University of Manchester

**ROB FERGUSON**, who is entering his fifth year as the head coach of the Cornell women's soccer team, was hired as the sixth head coach in program history in February 2020. Prior to his appointment as head coach, Ferguson served as an assistant coach for the Big Red during the 2019 campaign under previous head coach **DWIGHT HORNIBROOK**.

Ferguson's most recent campaign in 2023 saw Cornell register an overall record of 4-5-6 and an 0-5-2 mark in Ivy League action. The Big Red had its most offensive production in a season since 2015, as the Big Red recorded 21 goals and 58 points. **REAGAN PAUWELS** was named a Second Team All-Ivy selection for a second consecutive season while **MIA GONZALEZ** (forward) and **CECILY POKIGO** (defender) earned Honorable Mention All-Ivy honors. The trio of Big Red players marked the first time Cornell has had at least three players earn All-Ivy honors in consecutive seasons since 2014 and 2015.

Cornell also opened the 2023 campaign unbeaten over its first six matches of the season (2-0-4), marking the fifth time in program history that the Big Red had not lost any of its first six matches of a season (1986, 1991, 2005, 2015, 2023). The Big Red also went 2-0-3 in its first five home games to register a program-record 11-game home unbeaten streak that dated back to 2022 (5-0-6).

During the 2022 season, Cornell had a 4-7-5 overall record and a 2-3-2 ledger in Ivy League play. Both of Cornell's conference victories — the most by the Big Red since 2016 — came in the program's final two matches of the season against Princeton and Dartmouth. The victory over Princeton was Cornell's first since 1995, snapping a 25-match losing streak to the Tigers.

The consecutive victories over Princeton and Dartmouth marked the first time Cornell had registered back-to-back wins in Ivy League contests since the final conference fixture in 2014 and the first league bout in 2015.

Cornell had a 3-1-3 record on its home turf at Berman Field in 2022, featuring the Big Red going unbeaten across its final six matches (3-0-3). The Big Red also had a trio of All-Ivy award winners, including Pauwels and Pokigo earning Second Team All-Ivy honors.

Ferguson's first year as Cornell's head coach did not see the Big Red play in any contests with the cancelation of all matches due to the COVID-19 pandemic. In his second year at the helm, Ferguson's first year of competition as head coach saw Cornell have an overall record of 3-11-2 and a 1-6-0 Ivy League mark. The lone league victory was the Big Red's first over an Ancient Eight opponent since defeating Columbia in 2016.

In his first overall season on East Hill as an assistant coach on Hornibook's staff in 2019, Ferguson guided the Big Red to four consecutive victories to start the season — including three straight clean sheets over Siena, Bucknell, and St. Bonaventure. Cornell ultimately finished the season with a 4-10-1 record after the rigors of one some of the strongest Ivy League competition seen in recent years. Ferguson helped get the Big Red's impact freshman class acclimated to collegiate competition, a group that included 2019 All-Ivy League honorable mention selection **ASHLEY DURIK**.

Ferguson joined the Big Red following a very successful stint as the director of coaching with the WNY Flash Academy. He helped turn the program into a player development leader in Western New York, expanding the program's footprint from 15 teams to 34 teams, and moving them into national recognition in Elite Clubs National League (ECNL).

Under Ferguson's leadership at the Flash, their 03G ECNL and 02G ECNL advanced into the Elite 8 in June 2018, and the club had their first US Youth National Team Camp call-up.

Before joining the WNY Flash Academy, Ferguson was the head coach of both the men's and women's soccer programs at Huston-Tillotson University, an NAIA institution based in Austin, Texas. Prior to that, he served as the executive director of business for the Lonestar Soccer Club for eight years, spanning from 2008 to 2015.

One of the largest and most successful youth soccer clubs in the country, Ferguson coached the Lonestar 96B Red, 93G Red, 94G Red and 95G Red, helping advance the 95G Red to the USYSNC Region III Championships in 2013 and 2014.

Previous stops for Ferguson included a stint as the head coach with Albion Hurricanes FC in Houston, where he guided the AHFC 94G Blue to the USYSNC Regionals for the first time in their history. Before that, he was the director of coaching for FC Arsenal for three years in Bastrop, Texas, and was a regional manager for Britannia Soccer/ProExcel, based in Seattle.

Ferguson is a graduate of the University of Manchester, where he received a bachelor of arts degree in sports studies and business management. He lives with his wife, Kelsey, their two children, Maxwell and Mirann, and their two dogs, Bonsai and Charlie.

## FERGUSON'S FILE

### COACHING EXPERIENCE

2008-15	Lonestar SC (Director of Business)
2014-15	Huston-Tillotson (Men's Head Coach)
2015	Huston-Tillotson (Women's Head Coach)
2016-19	WNY Flash (Director of Coaching)
2019	Cornell (Assistant Coach)
2020-Pres.	Cornell (Head Coach)

### COACHING CREDENTIALS

- USSF 'A' Coaching License
- USSF National Youth License
- NSCAA GK Diploma

### EDUCATION

University of Manchester (England)

B.A., Sports Studies & Business Management

### NCAA COACHING CAREER

SEASON	RECORD	W%	CONF.	W%
<b>CORNELL (2020 - PRESENT)</b>				
2020	— NO SEASON (COVID-19 PANDEMIC) —			
2021	3-11-2	.250	1-6-0	.143
2022	4-7-5	.406	2-3-2	.429
2023	4-5-6	.467	0-5-2	.143
2024	2-7-4	.308	1-3-0	.250
<b>TOTALS</b>	<b>13-30-17</b>	<b>.358</b>	<b>4-17-4</b>	<b>.240</b>

## CORNELL UNDER FERGUSON

CATEGORY	2024	ALL TIME	STREAK
<b>Overall</b>	2-7-4	13-30-17	L2
<b>Ivy League Match</b>	1-3-0	4-17-4	L2
<b>Non-Conference Match</b>	1-4-4	10-13-13	L2   WL6
<b>Home Match</b>	2-2-2	11-9-9	W1
<b>Away Match</b>	0-5-2	2-21-8	L5   WL13
<b>Neutral Site Match</b>	0-0-0	0-0-0	—
<b>Day Match</b> (before 5 p.m.)	2-4-3	7-19-10	L2
<b>Night Match</b> (after 5 p.m.)	0-3-1	6-11-7	L3
<b>August Match</b>	0-0-2	2-2-4	T2   U3
<b>September Match</b>	1-5-2	5-15-9	L3   WL7
<b>October Match</b>	1-2-0	5-12-4	L2
<b>November Match</b>	0-0-0	1-1-0	W1
<b>Cornell Scores First</b>	2-0-1	11-2-6	W2   UB3
<b>Opponent Scores First</b>	0-7-2	2-28-7	L5   WL15
<b>Leading at Half</b>	1-0-1	5-2-5	W1
<b>Trailing at Half</b>	0-5-2	0-19-5	L4
<b>Tied at Half</b>	1-2-1	8-9-7	W1
<b>In Regulation</b>	2-7-4	13-29-15	L2
<b>In Overtime</b>	0-0-0	0-1-2	L1
<b>Nets Zero Goals</b>	0-4-1	0-15-4	L4
<b>Nets One Goal</b>	1-2-3	6-10-10	L1
<b>Nets Two Goals</b>	1-1-0	6-4-3	L1
<b>Nets Three Goals</b>	0-0-0	0-1-0	L1
<b>Nets Four-Plus Goals</b>	0-0-0	1-0-0	W1
<b>Records Clean Sheet</b>	1-0-1	9-0-4	W1
<b>Allows One Goal</b>	1-1-3	4-6-10	L1
<b>Allows Two Goals</b>	0-0-0	0-8-3	L2
<b>Allows Three Goals</b>	0-3-0	0-8-0	L8
<b>Allows Four-Plus Goals</b>	0-3-0	0-8-0	L8
<b>One-Goal Matches</b>	2-2	10-14	W1
<b>Out-shoots Opponent</b>	2-1-2	10-6-10	W1   UB3
<b>Out-shot by Opponent</b>	0-6-0	2-22-4	L9   WL11
<b>Tied in Shots</b>	0-0-2	1-2-3	T3   WL5

**STREAK NOTE:** W=Won; L=Loss; U=Unbeaten; WL=Winless

## 2024 CORNELL GOAL SCORING SUMMARIES

PLAYER	GOALS		BY SITE		BY HALF		BY MINUTE						GAME WINNER	LAST LEADING	TEAM W-L-D	LAST GOAL		MATCHES SINCE
	2024	CAREER	HOME	ROAD	1ST	2ND	1-15'	16-30'	31-45'	46-60'	61-75'	76'+				DATE / OPP	GOALKEEPER	
Sydney Allen	2	2	2	—	1	1	—	—	1	1	—	—	2	2	2-0-0	10/5/24 vs. Dartmouth	Hardy	2
Abigail Bishara	1	3	—	1	—	1	—	—	—	—	—	1	—	—	0-0-1	8/25/24 at Colgate	Poppinga	12
Alex Brotherton	—	—	—	—	—	—	—	—	—	—	—	—	—	—	—	—	—	—
Brooke Brown	—	—	—	—	—	—	—	—	—	—	—	—	—	—	—	—	—	—
Isabel Chapman	—	—	—	—	—	—	—	—	—	—	—	—	—	—	—	—	—	—
Evelyn Chudowsky	—	—	—	—	—	—	—	—	—	—	—	—	—	—	—	—	—	—
Alanna Colbert	—	1	—	—	—	—	—	—	—	—	—	—	—	—	—	10/17/23 vs. UAlbany	Terranova	11
Grace Diehl	—	—	—	—	—	—	—	—	—	—	—	—	—	—	—	—	—	—
Lauren DiPierri	—	—	—	—	—	—	—	—	—	—	—	—	—	—	—	—	—	—
Lily Ellingson	—	—	—	—	—	—	—	—	—	—	—	—	—	—	—	—	—	—
Reinna Gabriel	—	1	—	—	—	—	—	—	—	—	—	—	—	—	—	10/5/21 vs. Colgate	Poncsak	37
Laken Gallman	3	13	2	1	2	1	—	1	1	—	1	—	—	—	1-1-1	9/15/24 vs. Villanova	Dickinson	6
Emily Gibbons	—	—	—	—	—	—	—	—	—	—	—	—	—	—	—	—	—	—
Gaby Gonzalez	—	1	—	—	—	—	—	—	—	—	—	—	—	—	—	9/4/22 vs. Villanova	Woodward	33
Estelle Jarrells	—	—	—	—	—	—	—	—	—	—	—	—	—	—	—	—	—	—
Ava Jung	—	—	—	—	—	—	—	—	—	—	—	—	—	—	—	—	—	—
Mariana Kessinger	—	—	—	—	—	—	—	—	—	—	—	—	—	—	—	—	—	—
Maran Kingsley	—	—	—	—	—	—	—	—	—	—	—	—	—	—	—	—	—	—
Ella Koschineg	—	—	—	—	—	—	—	—	—	—	—	—	—	—	—	—	—	—
Ava Laden	2	11	1	1	2	—	—	2	—	—	—	—	—	—	0-2-0	10/9/24 at Columbia	Rodriguez	1
Maddie Leroy	1	3	1	—	1	—	—	—	1	—	—	—	—	—	0-0-1	8/29/24 vs. Buffalo	Thompson	11
Sydney Malaga	—	4	—	—	—	—	—	—	—	—	—	—	—	—	—	10/28/23 at Penn	Gladu	0
Tanum Nelson	1	2	1	—	—	1	—	—	—	—	1	—	—	—	0-1-0	9/5/24 vs. BC	Shippee	8
Peyton Nichols	—	4	—	—	—	—	—	—	—	—	—	—	—	—	—	10/4/22 at Colgate	Hickey	31
Jane Offit	—	—	—	—	—	—	—	—	—	—	—	—	—	—	—	—	—	—
Cecily Pokigo	—	—	—	—	—	—	—	—	—	—	—	—	—	—	—	—	—	—
Amanda Polyniak	—	—	—	—	—	—	—	—	—	—	—	—	—	—	—	—	—	—
Kayla Ristianto	—	—	—	—	—	—	—	—	—	—	—	—	—	—	—	—	—	—
Izzy Scott	—	—	—	—	—	—	—	—	—	—	—	—	—	—	—	—	—	—
Ivy Tolbert	—	—	—	—	—	—	—	—	—	—	—	—	—	—	—	—	—	—

## CORNELL CAREER HIGHS

PLAYER	GOALS	ASSISTS	POINTS	SHOT ATTEMPTS
Sydney Allen	<b>1, (2x), Last: vs. Dartmouth (10/5/24)</b>	—	<b>2, (2x), Last: vs. Dartmouth (10/5/24)</b>	<b>1, (4x), Last: at Harvard (10/13/24)</b>
Abigail Bishara	<b>1, (3x), Last: at Colgate (8/25/24)</b>	<b>1, at St. John's (9/12/24)</b>	<b>2, (3x), Last: at Colgate (8/25/24)</b>	3, (2x), Last: at Penn (10/28/23)
Alex Brotherton	—	—	—	—
Brooke Brown	—	1, at Princeton (9/22/23)	1, at Princeton (9/22/23)	2, vs. UAlbany (10/17/23)
Isabel Chapman	—	—	—	—
Evelyn Chudowsky	—	—	—	—
Alanna Colbert	1, vs. UAlbany (10/17/23)	<b>1, vs. Syracuse (9/1/24)</b>	2, vs. UAlbany (10/17/23)	4, vs. UAlbany (10/17/23)
Grace Diehl	—	—	—	—
Lauren DiPierri	—	—	—	—
Lily Ellingson	—	<b>1, (2x), Last: vs. Syracuse (9/1/24)</b>	<b>1, (2x), Last: vs. Syracuse (9/1/24)</b>	<b>2, vs. Syracuse (9/1/24)</b>
Reinna Gabriel	1, vs. Colgate (10/5/21)	<b>1, (2x), Last: vs. Villanova (9/15/24)</b>	2, vs. Colgate (10/5/21)	7, vs. Colgate (10/5/21)
Laken Gallman	2, vs. UAlbany (10/17/23)	2, vs. Lehigh (8/27/23)	4, vs. UAlbany (10/17/23)	<b>5, (3x), Last: vs. Princeton (9/28/24)</b>
Emily Gibbons	—	—	—	<b>1, (5x), Last: vs. Dartmouth (10/5/24)</b>
Gaby Gonzalez	1, vs. Villanova (9/4/22)	<b>1, vs. Syracuse (9/1/24)</b>	2, vs. Villanova (9/4/22)	<b>5, vs. Syracuse (9/1/24)</b>
Estelle Jarrells	—	—	—	—
Ava Jung	—	—	—	—
Mariana Kessinger	—	<b>1, (2x), Last: vs. Dartmouth (10/5/24)</b>	<b>1, (2x), Last: vs. Dartmouth (10/5/24)</b>	3, vs. Marist (8/28/22)
Maran Kingsley	—	—	—	—
Ella Koschineg	—	—	—	<b>1, (3x), Last: at Columbia (10/9/24)</b>
Ava Laden	2, at Stony Brook (9/17/21)	1, (4x), Last: vs. Colgate (10/5/21)	4, at Stony Brook (9/17/21)	4, (3x), Last: vs. Brown (10/21/23)
Maddie Leroy	<b>1, (3x), Last: vs. Buffalo (8/29/24)</b>	—	<b>2, (3x), Last: vs. Buffalo (8/29/24)</b>	2, at Buffalo (9/10/23)
Sydney Malaga	1, (4x), Last: at Penn (10/28/23)	1, vs. Syracuse (9/3/23)	2, (4x), Last: at Penn (10/28/23)	5, vs. Colgate (9/26/23)
Tanum Nelson	<b>1, (2x), Last: vs. Boston Coll. (9/5/24)</b>	<b>1, (2x), Last: vs. Buffalo (8/29/24)</b>	<b>2, (2x), Last: vs. Boston Coll. (9/5/24)</b>	5, (2x), Last: vs. Colgate (10/17/23)
Peyton Nichols	1, (4x), Last: at Colgate (10/4/22)	1, (2x), Last: vs. Harvard (10/7/23)	2, (4x), Last: at Colgate (10/4/22)	<b>3, (3x), Last: vs. Dartmouth (10/5/24)</b>
Jane Offit	—	—	—	—
Cecily Pokigo	—	—	—	<b>1, (6x), Last: at Pepperdine (9/22/24)</b>
Amanda Polyniak	—	—	—	—
Kayla Ristianto	—	1, vs. UAlbany (10/17/23)	1, vs. UAlbany (10/17/23)	<b>1, at Harvard (10/13/24)</b>
Izzy Scott	—	—	—	<b>1, vs. Villanova (9/15/24)</b>
Ivy Tolbert	—	—	—	—

NOTE: Career highs include matches while attending other NCAA institutions; **Bold denotes accomplished this season**

## CORNELL GOALKEEPERS CAREER HIGHS

PLAYER	SAVES	SHUTOUTS	SHUTOUT STREAK	ACTIVE SHUTOUT STREAK
Erica Fox	8, vs. Columbia (10/4/23)	<b>4.5, Last: vs. Dartmouth (10/5/24)</b>	227:37, 10/29/22 - 9/10/23	<b>31:26, 10/9/24 - Present</b>
Naomi Glassberg	—	—	—	—
Hannah Grimes	—	—	<b>9:27, 9/22/24 - Present</b>	<b>9:27, 9/22/24 - Present</b>
Natalie Medugno	7, at Princeton (9/22/23)	<b>5.5, Last: at Lehigh (9/8/24)</b>	196:22, 8/27/23 - 9/13/23	<b>13:17, 10/13/24 - Present</b>

## 2024 STARTING XI BY MATCH

OPPONENT	0	00	1	2	3	4	5	6	7	8	9	10	11	12	13	14	15	16	17	18	19	21	22	23	24	26	27	28	31	32	33	34	35	36
at Colgate (8/25)	—	S	—	P	S	—	P	—	—	—	P	—	S	—	S	S	S	S	P	—	—	S	P	—	—	S	—	S	P	S	—	P	—	—
Buffalo (8/29)	—	S	—	P	S	—	S	—	—	—	P	—	S	—	S	S	S	S	—	—	—	P	P	—	—	S	—	S	P	S	—	P	—	—
Syracuse (9/1)	—	S	—	—	S	—	S	—	—	—	P	—	S	—	S	S	S	S	P	—	—	P	P	—	—	S	—	S	P	S	—	P	—	—
Boston College (9/5)	—	S	—	—	S	—	S	—	—	—	P	—	S	—	S	S	S	S	P	—	—	P	P	—	—	S	—	S	P	S	—	P	—	—
at Lehigh (9/8)	—	S	—	—	S	—	S	—	P	P	P	—	P	—	S	S	S	P	P	—	—	S	P	—	—	P	—	S	S	S	—	S	—	—
at St. John's (9/12)	—	S	—	P	S	P	S	—	P	P	—	P	S	—	S	S	S	P	—	—	—	S	S	—	—	P	—	P	S	S	—	P	—	—
Villanova (9/15)	—	S	—	P	P	S	P	—	S	—	P	P	S	—	P	S	—	S	—	—	—	S	P	—	—	S	—	S	P	S	—	S	—	—
at LBSU (9/20)	S	P	—	—	—	—	S	—	P	—	P	P	S	—	S	S	S	S	—	—	—	P	P	—	—	S	—	S	S	S	—	P	—	—
at Pepperdine (9/22)	—	S	—	P	—	P	S	—	P	P	P	P	S	—	P	S	S	S	—	—	—	S	P	—	—	S	—	S	S	S	—	P	—	P
Princeton (9/28)	S	—	—	P	—	—	S	—	—	—	P	P	S	—	S	S	S	S	P	—	—	P	P	—	—	S	—	S	S	S	—	P	P	—
Dartmouth (10/5)	S	—	—	—	S	—	S	—	—	—	—	—	S	P	P	—	S	S	S	—	—	S	S	—	—	P	—	S	P	S	—	P	—	—
at Columbia (10/9)	S	—	—	P	S	P	S	—	—	—	P	—	S	—	P	P	S	S	S	—	—	S	S	—	—	P	—	S	P	S	—	P	—	—
at Harvard (10/13)	—	S	—	—	S	—	S	—	—	—	S	P	S	—	P	P	S	S	S	—	—	S	S	—	—	P	P	P	P	S	—	P	P	—
Yale (10/19)																																		
at Brown (10/26)																																		
Penn (11/2)																																		
MATCHED PLAYED	4	10	—	7	10	4	13	—	5	3	11	6	13	1	13	12	12	13	8	—	—	13	13	—	—	13	1	13	13	13	—	13	2	1
MATCHES STARTED	4	9	—	0	9	1	11	—	1	0	1	0	12	0	8	10	12	11	3	—	—	8	4	—	—	8	0	11	5	13	—	2	0	0

## 2024 MATCH LEADERS

OPPONENT	GOALS	ASSISTS	POINTS	SHOT ATTEMPTS	SHOTS ON GOAL	SAVES
at Colgate (8/25)	1, Abigail Bishara	—	2, Abigail Bishara	3, Ava Laden	3, Ava Laden	3, Natalie Medugno
Buffalo (8/29)	1, Maddie Leroy	1, Tanum Nelson	2, Maddie Leroy	4, Tanum Nelson	2, Ava Laden Tanum Nelson	3, Natalie Medugno
Syracuse (9/1)	1, Sydney Allen Laken Gallman	1, Alanna Colbert Lily Ellingson Gaby Gonzalez	2, Sydney Allen Laken Gallman	5, Gaby Gonzalez	2, Laken Gallman Gaby Gonzalez	5, Natalie Medugno
Boston College (9/5)	1, Ava Laden Maddie Leroy	1, Laken Gallman	2, Ava Laden Maddie Leroy	3, Tanum Nelson Peyton Nichols	2, Laken Gallman Ava Laden	2, Natalie Medugno
at Lehigh (9/8)	—	—	—	4, Tanum Nelson	1, Five players	6, Natalie Medugno
at St. John's (9/12)	1, Laken Gallman	1, Abigail Bishara	2, Laken Gallman	3, Laken Gallman	3, Laken Gallman	3, Natalie Medugno
Villanova (9/15)	1, Laken Gallman	1, Reinna Gabriel	2, Laken Gallman	3, Tanum Nelson	2, Laken Gallman	1, Natalie Medugno
at LBSU (9/20)	—	—	—	2, Tanum Nelson	1, Gaby Gonzalez	6, Erica Fox
at Pepperdine (9/22)	—	—	—	2, Ava Laden	1, Four players	5, Natalie Medugno
Princeton (9/28)	—	—	—	5, Laken Gallman	1, Laken Gallman	3, Erica Fox
Dartmouth (10/5)	1, Sydney Allen	1, Mariana Kessinger	2, Sydney Allen	3, Peyton Nichols	1, Five players	2, Erica Fox
at Columbia (10/9)	1, Ava Laden	—	2, Ava Laden	3, Ava Laden	1, Five players	2, Erica Fox
at Harvard (10/13)	—	—	—	3, Gaby Gonzalez	1, Four players	5, Natalie Medugno
Yale (10/19)						
at Brown (10/26)						
Penn (11/2)						

## 2024 MATCH HIGHS AND LOWS

CORNELL HIGH	CORNELL LOW	CATEGORY	OPPONENT HIGH	OPPONENT LOW
2, (2x), Last: vs. Boston College (9/5)	0, (5x), Last: at Harvard (10/13)	Goals	5, at Harvard (10/13)	0, (2x), Last: vs. Dartmouth (10/5)
2, vs. Syracuse (9/1 — 1H)	0, (15x), Last: at Harvard (10/13 — 2H)	Goals in a Half	3, (4x), Last: at Harvard (10/13 — 1H)	0, (10x), Last: vs. Dartmouth (10/5 — 2H)
3, vs. Syracuse (9/1)	0, (8x), Last: at Harvard (10/13)	Assists	7, at Harvard (10/13)	0, (6x), Last: vs. Dartmouth (10/5 — 2H)
3, vs. Syracuse (9/1 — 1H)	0, (20x), Last: at Harvard (10/13 — 2H)	Assists in a Half	5, at St. John's (9/12 — 2H)	0, (15x), Last: vs. Dartmouth (10/5 — 2H)
7, vs. Syracuse (9/1)	0, (5x), Last: at Harvard (10/13)	Points	17, at Harvard (10/13)	0, (2x), Last: vs. Dartmouth (10/5)
7, vs. Syracuse (9/1 — 1H)	0, (16x), Last: at Harvard (10/13 — 2H)	Points in a Half	11, at St. John's (9/12 — 1H)	0, (10x), Last: vs. Dartmouth (10/5 — 2H)
21, vs. Syracuse (9/1)	4, at Long Beach State (9/20)	Shot Attempts	24, vs. Princeton (9/28)	6, (2x), Last: vs. Dartmouth (10/5)
11, vs. Syracuse (9/1 — 2H)	1, at Long Beach State (9/20 — 1H)	Shot Att. in a Half	13, vs. Princeton (9/28 — 1H)	2, vs. Villanova (9/15 — 1H)
8, at Colgate (8/25)	1, (2x), Last: vs. Princeton (9/28)	Shots on Goal	10, at Harvard (10/13)	2, (2x), Last: vs. Dartmouth (10/5)
6, at Colgate (8/25 — 1H)	0, (2x), Last: vs. Princeton (9/28 — 2H)	SOG in a Half	7, at Harvard (10/13 — 1H)	0, (2x), Last: vs. Princeton (9/28 — 2H)
6, (2x), Last: at Long Beach State (9/20)	1, vs. Villanova (9/15)	Saves	7, at Colgate (8/25)	1, (2x), Last: vs. Princeton (9/28)
5, at Long Beach State (9/20 — 1H)	0, (3x), Last: at Columbia (10/9 — 1H)	Saves in a Half	6, at Colgate (8/25 — 1H)	0, (2x), Last: vs. Princeton (9/28 — 2H)
9, vs. Syracuse (9/1)	1, at St. John's (9/12)	Corner Kicks	7, at Long Beach State (9/20)	1, (2x), Last: vs. Dartmouth (10/5)
6, vs. Syracuse (9/1 — 2H)	0, (3x), Last: at Pepperdine (9/22 — 2H)	Corners in a Half	4, (2x), Last: at LBSU (9/20 — 1H)	0, (2x), Last: vs. Dartmouth (10/5 — 1H)
17, at Long Beach State (9/20)	5, at Pepperdine (9/22)	Fouls	13, at St. John's (9/12)	3, vs. Boston College (9/5)
10, at Long Beach State (9/20 — 2H)	2, (2x), Last: at Pepperdine (9/22 — 1H)	Fouls in a Half	9, at St. John's (9/12 — 2H)	1, (3x), Last: at Pepperdine (9/22 — 1H)
2, (2x), Last: at Harvard (10/13)	0, (5x), Last: vs. Princeton (9/28)	Yellow Cards	3, vs. Dartmouth (10/5)	0, (8x), Last: at Harvard (10/13)
2, at Harvard (10/13)	0, (17x), Last: at Harvard (10/13 — 1H)	Yellows in a Half	2, (2x), Last: vs. Dartmouth (10/5 — 2H)	0, (20x), Last: at Harvard (10/13 — 2H)
1, at Long Beach State (9/20)	0, (12x), Last: at Harvard (10/13)	Red Cards	1, vs. Dartmouth (10/5)	0, (12x), Last: at Harvard (10/13)
1, at Long Beach State (9/20 — 2H)	0, (25x), Last: at Harvard (10/13 — 2H)	Reds in a Half	1, vs. Dartmouth (10/5 — 2H)	0, (25x), Last: at Harvard (10/13 — 2H)



2024 OVERALL CORNELL STATISTICS

Overall **2-7-4** Home **2-2-2** Away **0-5-2** Neutral **0-0-0** Ivy League **1-3-0**

#	PLAYER	GP	GS	MIN	G	A	PTS	SH	SH%	SOG	SOG%	YC	RC	GWG	PK	FG	OT	HT	GTG	FOUL
28	Laken Gallman	13	11	825	3	1	7	28	.107	15	.536	1	0	0	0-0	1	0	0	1	12
13	Ava Laden	13	8	739	2	0	4	17	.118	10	.588	2	0	0	0-0	0	0	0	0	11
17	Sydney Allen	8	3	256	2	0	4	4	.500	4	1.000	0	0	2	0-0	1	0	0	0	4
5	Abigail Bishara	13	11	892	1	1	3	9	.111	2	.222	0	0	0	0-0	0	0	0	1	10
14	Tanum Nelson	12	10	835	1	1	3	25	.040	6	.240	3	0	0	0-0	0	0	0	0	19
31	Maddie Leroy	13	5	672	1	0	2	6	.167	3	.500	0	0	0	0-0	1	0	0	0	8
11	Mariana Kessinger	13	12	776	0	1	1	6	.000	2	.333	1	0	0	0-0	0	0	0	0	9
16	Reinna Gabriel	13	11	683	0	1	1	10	.000	5	.500	0	0	0	0-0	0	0	0	0	3
15	Gaby Gonzalez	12	12	992	0	1	1	15	.000	5	.333	1	0	0	0-0	0	0	0	0	15
9	Alanna Colbert	11	1	255	0	1	1	1	.000	0	.000	0	0	0	0-0	0	0	0	0	8
3	Lily Ellingson	10	9	738	0	1	1	6	.000	3	.500	0	0	0	0-0	0	0	0	0	2
32	Cecily Pokigo	13	13	1140	0	0	0	1	.000	1	1.000	0	0	0	0-0	0	0	0	0	5
26	Kayla Ristianto	13	8	784	0	0	0	1	.000	0	.000	0	0	0	0-0	0	0	0	0	5
21	Peyton Nichols	13	8	752	0	0	0	11	.000	4	.364	0	0	0	0-0	0	0	0	0	3
22	Ella Koschineg	13	4	385	0	0	0	3	.000	1	.333	1	0	0	0-0	0	0	0	0	2
34	Emily Gibbons	13	2	360	0	0	0	4	.000	3	.750	0	0	0	0-0	0	0	0	0	2
00	Natalie Medugno	10	9	802	0	0	0	0	.000	0	.000	1	0	0	0-0	0	0	0	0	0
2	Brooke Brown	7	0	136	0	0	0	1	.000	1	1.000	0	0	0	0-0	0	0	0	0	3
10	Lauren DiPierri	6	0	84	0	0	0	0	.000	0	.000	0	0	0	0-0	0	0	0	0	2
7	Izzy Scott	5	1	177	0	0	0	1	.000	0	.000	0	0	0	0-0	0	0	0	0	3
0	Erica Fox	4	4	360	0	0	0	0	.000	0	.000	0	1	0	0-0	0	0	0	0	0
4	Jane Offit	4	1	83	0	0	0	0	.000	0	.000	0	0	0	0-0	0	0	0	0	3
8	Amanda Polyniak	3	0	42	0	0	0	0	.000	0	.000	0	0	0	0-0	0	0	0	0	0
35	Ava Jung	2	0	59	0	0	0	0	.000	0	.000	0	0	0	0-0	0	0	0	0	3
27	Evelyn Chudowsky	1	0	17	0	0	0	0	.000	0	.000	0	0	0	0-0	0	0	0	0	0
12	Maran Kingsley	1	0	16	0	0	0	0	.000	0	.000	0	0	0	0-0	0	0	0	0	0
36	Hannah Grimes	1	0	9	0	0	0	0	.000	0	.000	0	0	0	0-0	0	0	0	0	0
TOTALS		13		12870	10	8	28	149	.067	65	.436	10	1	2	0-0	3	0	0	2	132
OPPONENTS		13		12870	27	25	79	164	.165	73	.445	7	1	7	1-1	9	0	0	1	99

#	PLAYER	GP	GS	MIN	GA	GAA	SV	SV%	W	L	T	SHO	CBO
36	Hannah Grimes	1	0	9:27	0	0.00	0	.000	0	0	0	0	0
0	Erica Fox	4	4	359:35	8	2.00	13	.619	1	3	0	1	0
00	Natalie Medugno	10	9	800:58	19	2.13	33	.635	1	4	4	1	0
TEAM		—	—	—	—	—	0	.000	—	—	—	0	—
TOTALS		13		1170:00	27	2.08	46	.630	2	7	4	2	0
OPPONENTS		13		1170:00	10	0.77	55	.846	7	2	4	5	1

GOALS BY PERIOD

TEAM	1ST	2ND	OT1	OT2	TOTAL
Cornell	6	4	0	0	10
Opponent	18	9	0	0	27

SHOTS BY PERIOD

TEAM	1ST	2ND	OT1	OT2	TOTAL
Cornell	79	70	0	0	149
Opponent	83	81	0	0	164

SAVES BY PERIOD

TEAM	1ST	2ND	OT1	OT2	TOTAL
Cornell	24	22	0	0	46
Opponent	32	23	0	0	55

CORNERS BY PERIOD

TEAM	1ST	2ND	OT1	OT2	TOTAL
Cornell	27	29	0	0	56
Opponent	22	25	0	0	47

FOULS BY PERIOD

TEAM	1ST	2ND	OT1	OT2	TOTAL
Cornell	63	69	0	0	132
Opponent	42	57	0	0	99

ATTENDANCE SUMMARY

	CORNELL	OPPONENTS
Total	2,498	2,549
Dates/Avg / Date	6 / 416	7 / 364
Neutral Site #/Avg	0 / 0	

2023 CORNELL STATISTICS IN IVY LEAGUE MATCHES

Overall2-7-4

Home2-2-2

Away0-5-2

Neutral0-0-0

Ivy League1-3-0

#	PLAYER	GP	GS	MIN	G	A	PTS	SH	SH%	SOG	SOG%	YC	RC	GWG	PK	FG	OT	HT	GTG	FOUL
17	Sydney Allen	4	3	201	1	0	2	3	.333	3	1.000	0	0	1	0-0	1	0	0	0	3
13	Ava Laden	4	1	180	1	0	2	5	.200	1	.200	1	0	0	0-0	0	0	0	0	3
11	Mariana Kessinger	4	4	232	0	1	1	2	.000	1	.500	1	0	0	0-0	0	0	0	0	4
32	Cecily Pokigo	4	4	360	0	0	0	0	.000	0	.000	0	0	0	0-0	0	0	0	0	3
15	Gaby Gonzalez	4	4	336	0	0	0	5	.000	1	.200	0	0	0	0-0	0	0	0	0	4
5	Abigail Bishara	4	4	272	0	0	0	3	.000	0	.000	0	0	0	0-0	0	0	0	1	5
16	Reinna Gabriel	4	4	198	0	0	0	3	.000	3	1.000	0	0	0	0-0	0	0	0	0	1
21	Peyton Nichols	4	3	272	0	0	0	4	.000	1	.250	0	0	0	0-0	0	0	0	0	1
22	Ella Koschineg	4	3	228	0	0	0	1	.000	0	.000	1	0	0	0-0	0	0	0	0	1
28	Laken Gallman	4	3	214	0	0	0	8	.000	2	.250	0	0	0	0-0	0	0	0	1	4
26	Kayla Ristianto	4	1	213	0	0	0	1	.000	0	.000	0	0	0	0-0	0	0	0	0	0
31	Maddie Leroy	4	1	179	0	0	0	3	.000	1	.333	0	0	0	0-0	0	0	0	0	1
34	Emily Gibbons	4	0	93	0	0	0	1	.000	1	1.000	0	0	0	0-0	0	0	0	0	1
0	Erica Fox	3	3	270	0	0	0	0	.000	0	.000	0	0	0	0-0	0	0	0	0	0
3	Lily Ellingson	3	3	226	0	0	0	3	.000	1	.333	0	0	0	0-0	0	0	0	0	1
14	Tanum Nelson	3	1	142	0	0	0	2	.000	0	.000	1	0	0	0-0	0	0	0	0	2
9	Alanna Colbert	3	1	92	0	0	0	0	.000	0	.000	0	0	0	0-0	0	0	0	0	4
35	Ava Jung	2	0	59	0	0	0	0	.000	0	.000	0	0	0	0-0	0	0	0	0	3
2	Brooke Brown	2	0	31	0	0	0	0	.000	0	.000	0	0	0	0-0	0	0	0	0	0
10	Lauren DiPierri	2	0	14	0	0	0	0	.000	0	.000	0	0	0	0-0	0	0	0	0	0
00	Natalie Medugno	1	1	90	0	0	0	0	.000	0	.000	0	0	0	0-0	0	0	0	0	0
4	Jane Offit	1	0	24	0	0	0	0	.000	0	.000	0	0	0	0-0	0	0	0	0	1
27	Evelyn Chudowsky	1	0	17	0	0	0	0	.000	0	.000	0	0	0	0-0	0	0	0	0	0
12	Maran Kingsley	1	0	16	0	0	0	0	.000	0	.000	0	0	0	0-0	0	0	0	0	0
TOTALS		4		3960	2	1	5	44	.045	15	.341	4	0	1	0-0	1	0	0	0	42
OPPONENTS		4		3960	12	14	38	62	.194	24	.387	7	1	3	0-0	3	0	0	0	43

#	PLAYER	GP	GS	MIN	GA	GAA	SV	SV%	W	L	T	SHO	CBO
0	Erica Fox	3	3	270:00	7	2.33	7	.500	1	2	0	1	0
00	Natalie Medugno	1	1	90:00	5	5.00	5	.500	0	1	0	0	
TEAM		—	—	—	—	—	0	.000	—	—	—	0	—
TOTALS		4		360:00	12	3.00	12	.500	1	3	0	1	0
OPPONENTS		4		360:00	2	0.50	11	.846	3	1	0	2	0

GOALS BY PERIOD

TEAM	1ST	2ND	OT1	OT2	TOTAL
Cornell	1	1	0	0	2
Opponent	9	3	0	0	12

SHOTS BY PERIOD

TEAM	1ST	2ND	OT1	OT2	TOTAL
Cornell	23	21	0	0	44
Opponent	33	29	0	0	62

SAVES BY PERIOD

TEAM	1ST	2ND	OT1	OT2	TOTAL
Cornell	8	4	0	0	12
Opponent	7	6	0	0	13

CORNERS BY PERIOD

TEAM	1ST	2ND	OT1	OT2	TOTAL
Cornell	12	8	0	0	20
Opponent	8	7	0	0	15

FOULS BY PERIOD

TEAM	1ST	2ND	OT1	OT2	TOTAL
Cornell	20	22	0	0	42
Opponent	20	23	0	0	43

ATTENDANCE SUMMARY

	CORNELL	OPPONENTS
Total	515	423
Dates/Avg / Date	2 / 258	2 / 212
Neutral Site #/Avg	0 / 0	

2024 MATCH-BY-MATCH OFFENSIVE STATISTICS

Overall2-6-4

Home2-2-2

Away0-4-2

Neutral0-0-0

Ivy League1-2-0

DATE	OPPONENT	SCORE	G	A	PTS	SH	SH%	SOG	SOG%	GWG	GT	UA	OT	PK	YC	RC	FOULS
8/25/24	at Colgate	1-1	1	0	2	11	.091	8	.727	0	1	1	0	0-0	0	0	7
8/29/24	vs. Buffalo	1-1	1	1	3	12	.083	6	.500	0	0	0	0	0-0	2	0	14
9/1/24	vs. Syracuse	2-1	2	3	7	21	.095	7	.333	1	0	0	0	0-0	1	0	8
9/5/24	vs. Boston College	2-3	2	1	5	17	.118	7	.412	0	0	1	0	0-0	1	0	8
9/8/24	at Lehigh	0-0	0	0	0	13	.000	5	.000	0	0	0	0	0-0	0	0	8
9/12/24	at St. John's	1-4	1	1	3	7	.143	6	.857	0	0	0	0	0-0	1	0	14
9/15/24	vs. Villanova	1-1	1	1	3	12	.083	6	.500	0	1	0	0	0-0	1	0	9
9/20/24	at Long Beach State	0-1	0	0	0	4	.000	1	.250	0	0	0	0	0-0	0	1	17
9/22/24	at Pepperdine	0-3	0	0	0	8	.000	4	.500	0	0	0	0	0-0	0	0	5
9/28/24	vs. Princeton	0-3	0	0	0	8	.000	1	.125	0	0	0	0	0-0	0	0	7
10/5/24	vs. Dartmouth	1-0	1	1	3	13	.077	5	.385	1	0	0	0	0-0	1	0	12
10/9/24	at Columbia	1-4	1	0	2	11	.091	5	.455	0	0	1	0	0-0	1	0	8
10/13/24	at Harvard	0-5	0	0	0	12	.000	4	.250	0	0	0	0	0-0	2	0	15
10/19/24	vs. Yale																
10/26/24	at Brown																
11/2/24	vs. Penn																
CORNELL TOTALS		10-27	10	8	28	149	.067	65	.436	2	2	3	0	0-0	10	1	132
PER MATCH AVERAGES		—	0.77	0.62	2.15	11.46	—	5.00	—	—	—	—	—	—	0.77	0.08	10.15
OPPONENT TOTALS		27-10	27	25	79	164	.165	73	.445	7	1	7	0	1-1	7	1	99
PER MATCH AVERAGES		—	2.08	1.92	6.08	12.62	—	5.62	—	—	—	—	—	—	0.54	0.08	7.62

2024 MATCH-BY-MATCH DEFENSIVE STATISTICS

DATE	OPPONENT	SCORE	MIN	GA	GAA	SV	SV%	W	L	T	SHO
8/25/24	at Colgate	1-1	90:00	1	1.00	3	.750	0	0	1	0
8/29/24	vs. Buffalo	1-1	90:00	1	1.00	3	.750	0	0	1	0
9/1/24	vs. Syracuse	2-1	90:00	1	1.00	5	.833	1	0	0	0
9/5/24	vs. Boston College	2-3	90:00	3	1.50	2	.400	0	1	0	0
9/8/24	at Lehigh	0-0	90:00	0	1.20	6	1.000	0	0	1	1
9/12/24	at St. John's	1-4	90:00	4	1.67	3	.429	0	1	0	0
9/15/24	vs. Villanova	1-1	90:00	1	1.57	1	.500	0	0	1	0
9/20/24	at Long Beach State	0-1	90:00	1	1.50	6	.857	0	1	0	0
9/22/24	at Pepperdine	0-3	90:00	3	1.67	5	.625	0	1	0	0
9/28/24	vs. Princeton	0-3	90:00	3	1.80	3	.500	0	1	0	0
10/5/24	vs. Dartmouth	1-0	90:00	0	1.64	2	1.000	1	0	0	1
10/9/24	at Columbia	1-4	90:00	4	1.83	2	.333	0	1	0	0
10/13/24	at Harvard	0-5	90:00	5	2.08	5	.500	0	1	0	0
10/19/24	vs. Yale										
10/26/24	at Brown										
11/2/24	vs. Penn										
CORNELL TOTALS			10-27	1170:00	27	2.08	.630	2	7	4	2
PER MATCH AVERAGES			—	—	2.08	—	3.54	—	—	—	0.15
OPPONENT TOTALS			27-10	1170:00	10	0.77	.841	7	2	4	5
PER MATCH AVERAGES			—	—	0.77	—	4.08	—	—	—	0.38

TEAM GOALS IN A GAME

1.	7	9/17/84 vs. Hamilton (W, 7-0)
	7	9/18/90 vs. Canisius (W, 7-1)
	7	10/18/92 vs. Bucknell (W, 7-0)
	7	10/22/96 at Army (W, 7-2)
	7	9/5/10 vs. Delaware State (W, 7-0)
6.	6	9/28/83 vs. Wells (W, 6-1)
	6	11/1/86 at Columbia (W, 6-1)
	6	10/21/87 vs. Canisius (W, 6-0)
	6	9/24/88 at Columbia (W, 6-0)
	6	10/7/89 vs. Columbia (W, 6-1)
	6	9/22/90 at Columbia (W, 6-0)
	6	9/15/91 vs. Monmouth (W, 6-1)
	6	9/13/97 vs. Columbia (W, 6-2)
	6	9/16/98 vs. Bucknell (W, 6-0)
	6	10/19/99 vs. Saint Francis (Pa.) (W, 6-1)
16.	5	11 times; <b>Last:</b> 9/12/14 vs. VMI (W, 5-0)

INDIVIDUAL GOALS IN A GAME

1.	4	Laurie Collier	at Yale (10/3/87)
	4	Genna Terranova	vs. Northeastern (10/18/98)
3.	3	Meagan McMahan	vs. Wells (9/28/83)
	3	Meagan McMahan	vs. Hamilton (9/17/84)
	3	Jennifer Smith	vs. Columbia (10/7/89)
	3	Amy Finkelstein	vs. Princeton (9/15/90)
	3	Cindy Spera	vs. Monmouth (9/15/91)
	3	Lori Penny	vs. Penn (10/17/92)
	3	Lori Penny	vs. Bucknell (10/18/92)
	3	Heather Ott	at Princeton (10/5/93)
	3	Genna Terranova	at Army (10/22/96)
	3	Caarki Sweitzer	vs. Columbia (9/13/97)
	3	Alicia Doolittle	vs. Vermont (10/8/00)
	3	Alison McKeown	vs. UAlbany (10/6/06)
	3	Lena Russomagno	vs. Lafayette (9/16/07)
15.	2	77 times by 39 players <b>Last:</b> Laken Gallman, vs. UAlbany (10/17/23)	

MULTIPLE 2+ GOAL SCORERS

2	Laura Payne	
2	Karlee Seager	vs. Cazenovia (10/5/82)
2	Laurie Collier	
2	Meagan McMahan	at Colgate (10/3/84)
3	Jennifer Smith	vs. Columbia (10/7/89)
2	Cindy Spera	
2	Lauren Gallagher	at Columbia (9/22/90)
2	Cindy Spera	
2	Amy Finkelstein	vs. Duke (10/13/90)
2	Cindy Spera	
3	Cindy Spera	vs. Monmouth (9/15/91)
2	Dina Grossman	
3	Lori Penny	vs. Bucknell (10/18/92)
2	Tasha Fleury	
2	Tasha Fleury	vs. Princeton (9/25/94)
2	Lori Penny	
2	Andrea Madison	vs. Saint Francis (Pa.) (10/19/99)
2	Sophia Smith	
2	Emily Knight	
2	Sarah Olsen	vs. Bucknell (10/24/00)
2	Megan Crowell	
2	Mary Keroack	vs. Delaware State (9/5/10)

TEAM ASSISTS IN A GAME

1.	8	9/16/98 vs. Bucknell (W, 6-0)
2.	7	9/15/91 vs. Monmouth (W, 6-1)
	7	10/18/92 vs. Bucknell (W, 7-0)
4.	6	9/28/83 vs. Wells (W, 6-1)
	6	9/17/84 vs. Hamilton (W, 7-0)
	6	10/4/86 at Yale (W, 4-1)
	6	10/21/87 vs. Canisius (W, 6-0)
	6	9/18/90 vs. Canisius (W, 7-1)
9.	5	11 times; <b>Last:</b> 9/12/14 vs. VMI (W, 5-0)

INDIVIDUAL ASSISTS IN A GAME

1.	4	Krista Kallio	vs. Wells (9/28/83)
2.	3	Jennifer Smith	at Hartwick (10/7/87)
	3	Amy Snow	vs. Monmouth (9/15/91)
	3	Elizabeth Crowell	vs. UAlbany (9/15/13)
4.	2	51 times by 32 players <b>Last:</b> Laken Gallman, vs. Lehigh (8/27/23)	

MULTIPLE 2+ ASSIST OUTINGS

2	Cindy Bishop	
2	Laurie Collier	at Yale (10/4/86)
2	Jeri Maerz	
2	Karen Roberts	vs. Canisius (10/25/88)
2	Amy Finkelstein	
2	Sue Miller	vs. Canisius (9/18/90)
3	Amy Snow	
2	Corinne Cantrall	vs. Monmouth (9/15/91)
2	Amy Finkelstein	
2	Lori Penny	vs. Bucknell (10/18/92)
2	Amy Snow	
2	Miki Agrawal	
2	Caarki Sweitzer	vs. Northeastern (10/18/98)
2	Caroline Growney	
2	Claire MacManus	vs. VMI (9/12/14)

TEAM POINTS IN A GAME

1.	21	10/18/92 vs. Bucknell (W, 6-0; 7g-7a)
2.	20	9/17/84 vs. Hamilton (W, 7-0; 7g-6a)
	20	9/18/90 vs. Canisius (W, 7-1; 7g-6a)
	20	9/16/98 vs. Bucknell (W, 6-0; 6g-8a)
5.	19	9/15/91 vs. Monmouth (W, 6-1; 6g-7a)
	19	10/22/96 at Army (W, 7-2; 7g-5a)
	19	9/5/10 vs. Delaware State (W, 7-0; 7g-5a)
8.	18	9/28/83 vs. Wells (W, 6-1; 6g-6a)
	18	10/21/87 vs. Canisius (W, 6-0; 6g-6a)
10.	17	11/1/86 at Columbia (W, 6-1; 6g-5a)
	17	9/24/88 at Columbia (W, 6-0; 6g-5a)
	17	10/19/99 vs. Saint Francis (Pa.) (W, 6-1; 6g-5a)

INDIVIDUAL POINTS IN A GAME

1.	8	Laurie Collier (4g)	at Yale (10/3/87)
	8	Lori Penny (3g-2a)	vs. Bucknell (10/18/92)
	8	Genna Terranova (4g)	vs. Northeastern (10/18/98)
4.	7	Meagan McMahan (3g-a)	vs. Hamilton (9/17/84)
	7	Caarki Sweitzer (3g-a)	vs. Columbia (9/13/97)
6.	6	Meagan McMahan (3g)	vs. Wells (9/28/83)
	6	Jennifer Smith (3g)	vs. Columbia (10/7/89)
	6	Amy Finkelstein (3g)	vs. Princeton (9/15/90)
	6	Cindy Spera (3g)	vs. Monmouth (9/15/91)
	6	Lori Penny (3g)	vs. Penn (10/17/92)
	6	Heather Ott (3g)	at Princeton (10/5/93)
	6	Genna Terranova (3g)	at Army (10/22/96)
	6	Alicia Doolittle (3g)	vs. Vermont (10/8/00)
	6	Alicia McKeown (3g)	vs. UAlbany (10/6/06)
	6	Lena Russomagno (3g)	vs. Lafayette (9/16/07)

FASTEST GOALS TO BEGIN MATCH

0:16	Maneesha Chitanvis	at Fordham (9/2/11)
0:22	Jackie Stromberg	at Syracuse (10/13/04)
0:36*	Molly Easterlin	at Robert Morris (9/4/05)
0:43	Genna Terranova	at Army (10/22/96)
0:48*	Tasha Fleury	vs. Princeton (9/25/94)
0:51	Lena Russomagno	vs. Oakland (9/5/08)
0:59*	Laurie Collier	at Ithaca (9/15/87)
1:17*	Shannon Fraser	vs. Lafayette (9/18/05)
1:21	Meagan McMahan	vs. Wells (9/28/83)
1:25*	Michelle Lauermann	vs. St. Bonaventure (9/10/93)
* - denotes game-winning goal		

LATEST REGULATION GOAL SCORED

89:56*	Tasha Fleury	at Princeton (9/21/91)
89:55	Debbie Laske	vs. Canisius (10/21/87)
89:51	Eva Dixon	vs. Dartmouth (11/8/08)
89:49	Krista Kallio	at Hamilton (9/21/82)
89:49*	Brenna Mockler	vs. UAlbany (9/15/13)
89:45	Cindy Bishop	vs. Colgate (10/2/85)
89:40	Cindy Spera	vs. Yale (9/28/91)
89:40	Sarah Olsen	vs. Bucknell (10/9/02)
89:12	Alicia Doolittle	at Harvard (10/6/00)
89:10*	Laurie Collier	at Brown (10/17/87)
* - denotes game-winning goal		

LATEST GAME-WINNING GOAL (NON-OT)

89:56	Tasha Fleury	at Princeton (9/21/91)
89:49	Brenna Mockler	vs. UAlbany (9/15/13)
89:10	Laurie Collier	at Brown (10/17/87)
88:20	Sarah Olsen	at Vermont (10/4/02)
85:08	Amy Finkelstein	at Yale (11/5/94)
84:09	Caitlin Oliver	vs. Canisius (9/16/05)
83:34	Heather Ott	at Penn (9/16/95)
83:23	Sydney Malaga	vs. Colgate (9/26/23)
83:01	Becky D'Aleo	vs. Brown (11/2/96)
82:30	Kara Ishikawa	at Bucknell (9/10/03)

TEAM SAVES IN A GAME

1.	17	vs. Princeton (9/18/82)
	17	vs. Stony Brook (9/29/01)
3.	16	at Brown (10/15/83)
	16	vs. Providence (9/23/94)
	16	at Penn State (10/30/96)
	16	vs. Yale (11/8/97)
7.	15	vs. Brown (10/16/82)
	15	vs. Adelphi (10/1/83)
	15	at Dartmouth (11/5/83)
	15	at Harvard (10/13/84)
	15	vs. N.C. State (10/14/90)
	15	vs. UMass (10/30/94)
	15	vs. Boston College (10/2/94)
	15	vs. Colgate (9/19/95)
	15	vs. Columbia (9/22/18)

INDIVIDUAL SAVES IN A GAME

1.	17	Lisa Brigham	vs. Princeton (9/18/82)
	17	Katie Thomas	vs. Stony Brook (9/29/01)
2.	16	Katie Thompson	at Brown (10/15/83)
	16	Sue DeLong	vs. Providence (9/23/94)
	16	Marybeth Bell	at Penn State (10/30/96)
	16	Kristin Pepe	vs. Yale (11/8/97)
6.	15	Lisa Brigham	vs. Brown (10/16/82)
	15	Kate Thompson	vs. Adelphi (10/1/83)
	15	Kate Thompson	at Dartmouth (11/5/83)
	15	Sue DeLong	vs. N.C. State (10/14/90)
	15	Sue DeLong	vs. UMass (10/30/94)
	15	Sue DeLong	vs. Boston College (10/2/94)
	15	Marybeth Bell	vs. Colgate (9/19/95)
	15	Meghan Kennedy	vs. Columbia (9/22/18)

**Bold denotes accomplished this season**



GOALS IN A SEASON

1.	11	Meagan McMahan	1984
	11	Laurie Collier	1987
	11	Amy Finkelstein	1990
	11	Lori Penny	1992
	11	Genna Terranova	1996
	11	Emily Knight	2003
7.	10	Meagan McMahan	1983
	10	Lori Penny	1994
9.	9	Laurie Collier	1986
	9	Cindy Spera	1988

ASSISTS IN A SEASON

1.	7	Laurie Collier	1986
	7	Jennifer Smith	1987
	7	Jennifer Daly	1994
	7	Amy Finkelstein	1994
5.	6	Donna Eberhardt	1988
	6	Amy Snow	1991
	6	Amy Snow	1992
	6	Rebecca D'Aleo	1993
	6	Lori Penny	1993
	6	Dempsey Banks	2013
	6	Reagan Pauwels	2023

POINTS IN A SEASON

1.	27	Amy Finkelstein (11 goals, 5 assists)	1990
2.	26	Laurie Collier (11 goals, 4 assists)	1987
	26	Emily Knight (11 goals, 4 assists)	2003
4.	25	Meagan McMahan (11 goals, 3 assists)	1984
	25	Laurie Collier (9 goals, 7 assists)	1986
6.	24	Lori Penny (11 goals, 2 assists)	1992
	24	Genna Terranova (11 goals, 2 assists)	1996
8.	21	Meagan McMahan (10 goals, 1 assist)	1983
	21	Lori Penny (10 goals, 1 assist)	1994
	21	Lori Penny (8 goals, 4 assists)	1995

SAVES IN A SEASON

1.	139	Sue DeLong	1994
2.	137	Kate Thompson	1983
3.	130	Marybeth Bell	1995
	130	Kristin Pepe	1997
5.	119	Marybeth Bell	1996
6.	108	Lisa Brigham	1982
7.	107	Meghan Cauzillo	1998
8.	104	Sherrie Chocola	1985
	104	Katie Thomas	2001
10.	94	Meghan Kennedy	2018

SEASON GOALS-AGAINST AVERAGE

1.	0.41	Sue DeLong (7 GA, 1519 minutes)	1991
2.	0.45	Melissa Gambrell (7 GA, 1401 minutes)	1987
3.	0.50	Kelsey Tierney (9 GA, 1625 minutes)	2015
4.	0.65	Kate Thompson (10 GA, 1377 minutes)	1983
5.	0.78	Sherrie Chocola (12 GA, 1387 minutes)	1985
6.	0.79	Sherrie Chocola (11 GA, 1248 minutes)	1986
7.	0.94	Kate Alexander (16 GA, 1530 minutes)	1992
8.	0.96	Katie Thomas (13 GA, 1216 minutes)	2002
9.	0.97	Marybeth Bell (18 GA, 1667 minutes)	1995
10.	0.98	Sue DeLong (19 GA, 1740 minutes)	1994

CLEAN SHEETS IN A SEASON

1.	12	Melissa Gambrell	1987
	12	Kelsey Tierney	2015
3.	9	Kate Thompson	1983
4.	8	Sherrie Chocola	1985
	8	Sue DeLong	1991
6.	7	Sue DeLong	1994
	7	Marybeth Bell	1995
8.	6	Kate Alexander	1992
	6	Katie Thomas	2002
10.	5	Melissa Gambrell	1988

TEAM GOALS IN A SEASON

1.	34	1994	# of players with goals:	10
2.	32	1990	# of players with goals:	9
3.	31	1986	# of players with goals:	9
	31	1995	# of players with goals:	9
5.	30	1987	# of players with goals:	10
	30	2003	# of players with goals:	9
7.	29	1984	# of players with goals:	10
	29	1988	# of players with goals:	9
9.	28	1993	# of players with goals:	9
	28	1996	# of players with goals:	8

TEAM ASSISTS IN A SEASON

1.	29	1986	# of players with assists:	10
	29	1994	# of players with assists:	9
3.	28	1995	# of players with assists:	10
4.	27	1993	# of players with assists:	11
5.	24	1987	# of players with assists:	8
6.	23	1991	# of players with assists:	11
	23	2003	# of players with assists:	9
8.	22	1992	# of players with assists:	10
	22	1998	# of players with assists:	12
	22	2013	# of players with assists:	8

TEAM POINTS IN A SEASON

1.	97	1994	# of players with points:	13
2.	91	1986	# of players with points:	12
3.	90	1995	# of players with points:	10
4.	84	1987	# of players with points:	13
	84	1990	# of players with points:	10
6.	83	1993	# of players with points:	13
	83	2003	# of players with points:	13
8.	79	1988	# of players with points:	10
9.	78	1984	# of players with points:	12
10.	77	1991	# of players with points:	12

TEAM SAVES IN A SEASON

1.	143	1995	Matches: 19	SV/match: 7.53
2.	139	1994	Matches: 18	SV/match: 7.72
3.	138	1983	Matches: 15	SV/match: 9.20
4.	136	1997	Matches: 16	SV/match: 8.50
5.	133	1996	Matches: 17	SV/match: 7.82
6.	117	2008	Matches: 15	SV/match: 7.80
7.	116	1985	Matches: 15	SV/match: 7.73
8.	114	1998	Matches: 17	SV/match: 6.71
9.	108	1982	Matches: 12	SV/match: 9.00
	108	2000	Matches: 17	SV/match: 6.35

SEASON GOALS-AGAINST AVERAGE

1.	0.44	1987	GA: 7	Minutes: 1440
2.	0.47	1991	GA: 8	Minutes: 1530
3.	0.50	2015	GA: 9	Minutes: 1625
4.	0.70	1983	GA: 11	Minutes: 1410
5.	0.77	1985	GA: 12	Minutes: 1410
6.	0.80	1986	GA: 12	Minutes: 1350
7.	0.84	2002	GA: 15	Minutes: 1610
8.	0.94	1992	GA: 16	Minutes: 1530
9.	0.983	1994	GA: 19	Minutes: 1740
10.	0.984	1995	GA: 20	Minutes: 1830

SEASON CLEAN SHEETS

1.	12	1987
	12	2015
3.	9	1983
4.	8	1985
	8	1991
	8	1995
	8	2002
8.	7	1994
9.	6	2010
	6	2014

*Bold denotes active player / feat accomplished this season*

CAREER GOALS

1.	33	Lori Penny	1992-95
2.	32	Laurie Collier	1984-87
3.	26	Cindy Spera	1988-91
	26	Genna Terranova	1995-98
5.	24	Emily Knight	2000-03
6.	21	Meagan McMahan	1983-85
	21	Amy Finkelstein	1990-94
8.	19	Jennifer Smith	1986-89
9.	18	Sarah Olsen	1999-02
10.	16	Maneesha Chitanvis	2009-12

CAREER ASSISTS

1.	18	Amy Snow	1989-92
2.	17	Laurie Collier	1984-87
	17	Amy Finkelstein	1990-94
4.	15	Rebecca D'Aleo	1993-97
	15	Jennifer Daly	1993-96
6.	13	Alice McAneny	1984-87
	13	Jennifer Smith	1986-89
	13	Lori Penny	1992-95
	13	Rachel Nichols	2010-13
10.	12	Shannon Fraser	2002-05

CAREER POINTS

1.	81	Laurie Collier (32 goals, 17 assists)	1984-87
2.	79	Lori Penny (33 goals, 13 assists)	1992-95
3.	59	Amy Finkelstein (21 goals, 17 assists)	1990-94
	59	Genna Terranova (26 goals, 7 assists)	1995-98
5.	58	Cindy Spera (26 goals, 6 assists)	1988-91
6.	55	Emily Knight (24 goals, 7 assists)	2000-03
7.	51	Jennifer Smith (19 goals, 13 assists)	1986-89
8.	46	Meagan McMahan (21 goals, 4 assists)	1983-85
9.	42	Shannon Fraser (15 goals, 12 assists)	2002-05
10.	40	Sarah Olsen (18 goals, 4 assists)	1999-02

CAREER SAVES

1.	370	Sue DeLong	1990-94
2.	279	Meghan Cauzillo	1997-00
3.	270	Katie Thomas	2001-04
4.	252	Sherrie Chocola	1984-86
5.	249	Marybeth Bell	1995-96
6.	235	Melissa Gambrell	1986-89
7.	228	Meghan Kennedy	2015-18
8.	183	Kelsey Tierney	2013-16
9.	157	Kristin Pepe	1995-97
10.	152	Megan Bartlett	2008-11

CAREER GOALS-AGAINST AVERAGE

1.	0.80	Kate Thompson (13 GA, 1467 min.)	1983-84
2.	0.87	Sherrie Chocola (37 GA, 3829 min.)	1984-86
3.	0.97	Kate Alexander (17 GA, 1573 min.)	1992-93
4.	0.99	Melissa Gambrell (43 GA, 3897 min.)	1986-89
5.	1.00	Sue DeLong (63 GA, 5646 min.)	1990-94
6.	1.20	Kelsey Tierney (63 GA, 4707 min.)	2013-16
7.	1.35	Chrissy Mayer (15 GA, 1006 min.)	2016-19
8.	1.39	Katie Thomas (69 GA, 4479 min.)	2001-04
9.	1.46	Katrina Matlin (25 GA, 1540 min.)	2003-06
10.	1.49	Marybeth Bell (51 GA, 3089 min.)	1995-96

CAREER CLEAN SHEETS

1.	22	Melissa Gambrell	1986-89
2.	21.5	Kelsey Tierney	2013-16
3.	20	Sue DeLong	1990-94
4.	16	Sherrie Chocola	1984-86
5.	13	Katie Thomas	2001-04
6.	10	Marybeth Bell	1995-96
7.	9	Kate Thompson	1983-84
8.	7	Kate Alexander	1992-93
9.	6.5	Katrina Matlin	2003-06
10.	6	Meghan Cauzillo	1997-00
	6	Meghan Kennedy	2015-18
11.	5.5	Natalie Medugno	2022-Pr.

NUMBERS FOR HOME, ROAD, NEUTRAL SITES, AND IVY LEAGUE MATCHES ARE BASED UPON THOSE TYPES OF MATCHES

CORNELL AS A TEAM...

Won a Home Match (0 matches)	10/5/24 vs. Dartmouth (W, 1-0)
Won a Road Match (13 matches)	8/30/23 at Marist (W, 2-0)
Won a Neutral Site Match (0 matches)	9/6/15 vs. Akron (W, 2-0)
Lost a Home Match (1 match)	9/28/24 vs. Princeton (L, 0-3)
Lost a Road Match (0 matches)	10/13/24 at Harvard (L, 0-5)
Lost a Neutral Site Match (2 matches)	9/20/13 vs. Cincinnati (L, 0-1)
Home Match End in Draw (2 matches)	9/15/24 vs. Villanova (T, 1-1)
Road Match End in Draw (5 matches)	9/8/24 at Lehigh (T, 0-0)
Neutral Site Match End in Draw (12 matches)	11/16/02 vs. Providence (T, 1-1 — 2OT)
Won in Overtime (88 matches)	8/24/18 at St. Bonaventure (W, 2-1 — OT)
Lost in Overtime (51 matches)	9/17/21 at Stony Brook (L, 3-4 — OT)
Played Double Overtime (54 matches)	9/9/21 at Syracuse (T, 0-0 — 2OT)
Won an Ivy League Match (2 matches)	10/5/24 vs. Dartmouth (W, 1-0)
Lost an Ivy League Match (0 matches)	10/13/24 at Harvard (L, 0-5)
Ivy League Match Ended in Draw (4 matches)	10/14/23 at Yale (T, 1-1)
Held Scoreless (0 matches)	10/13/24 at Harvard (L, 0-5)
Scored One Goal (1 match)	10/9/24 at Columbia (L, 1-4)
Scored Two Goals (9 matches)	9/5/24 vs. Boston College (L, 2-3)
Scored Three Goals (14 matches)	10/17/23 vs. UAlbany (W, 4-0)
Scored Four Goals (14 matches)	10/17/23 vs. UAlbany (W, 4-0)
Scored Five-Plus Goals (150 matches)	9/12/14 vs. VMI (W, 5-0)
Multiple Players with 2+ Goals (215 matches)	9/5/10 vs. Delaware State (W, 7-0) (2, Megan Crowell & 2, Mary Keroack)
Three-Plus Players with 2+ Goals	Never
Multiple Players with Hat Tricks	Never
Multiple Players with 2+ Assists (151 matches)	9/12/14 vs. VMI (W, 5-0) (2, Caroline Growney & 2, Claire MacManus)
Three-Plus Players with 2+ Assists (528 matches)	9/15/91 vs. Monmouth (W, 6-1) (3, Amy Snow; 2, Corinne Cantrall; 2, Amy Finkelstein)
Multiple Players with 3+ Assists	Never
Shutout Opponent (2 matches)	10/5/24 vs. Dartmouth (W, 1-0)
Allowed One Goal (0 matches)	10/13/24 at Harvard (L, 0-5)
Allowed Two Goals (0 matches)	10/13/24 at Harvard (L, 0-5)
Allowed Three Goals (0 matches)	10/13/24 at Harvard (L, 0-5)
Allowed Four Goals (0 matches)	10/13/24 at Harvard (L, 0-5)
Allowed Five-Plus Goals (0 matches)	10/13/24 at Harvard (L, 0-5)
Attempted 20-Plus Shots (10 matches)	21, vs. Syracuse (9/1/24 — W, 2-1)
Attempted 25-Plus Shots (15 matches)	30, vs. UAlbany (10/17/23 — W, 4-0)
Attempted 30-Plus Shots (15 matches)	30, vs. UAlbany (10/17/23 — W, 4-0)
Recorded 10-Plus Shots on Goal (15 matches)	17, vs. UAlbany (10/17/23 — W, 4-0)
Recorded 15-Plus Shots on Goal (15 matches)	17, vs. UAlbany (10/17/23 — W, 4-0)
Recorded 10-Plus Corner Kicks (58 matches)	10, vs. UAlbany (8/29/21 — T, 2-2 — 2OT)
Allowed 10-Plus Corner Kicks (27 matches)	10, vs. Lehigh (8/27/23 — T, 2-2)
Called for 15-Plus Fouls (0 matches)	15, at Harvard (10/13/24 — L, 0-5)
Opponent Called for 15-Plus Fouls (38 matches)	17, at UAlbany (9/7/22 — T, 1-1)

A CORNELL PLAYER...

Scored a Brace (Two Goals) (15 matches)	2, Laken Gallman, vs. UAlbany (10/17/23 — W, 4-0)
Scored a Hat Trick (257 matches)	3, Lena Russomagno, vs. Lafayette (9/16/07 — W, 3-2)
Scored Four Goals (401 matches)	4, Genna Terranova, vs. Northeastern (10/18/98 — W, 5-2)
Recorded Multiple Assists (27 matches)	2, Laken Gallman, vs. Lehigh (8/27/23 — T, 2-2)
Recorded Three Assists (165 matches)	3, Elizabeth Crowell, vs. UAlbany (9/15/13 — W, 5-4)
Recorded Four Assists (631 matches)	4, Krista Kallio, vs. Wells (9/28/83 — W, 6-1)
Recorded 3+ Points (15 matches)	4, Laken Gallman (2g), vs. UAlbany (10/17/23 — W, 4-0)
Recorded 5+ Points (165 matches)	5, Elizabeth Crowell (1g-3a), vs. UAlbany (9/15/13 — W, 5-4)
Recorded 5+ Shot Atts. (3 matches)	5, Laken Gallman, vs. Princeton (9/28/24 — L, 0-3)
Recorded 7+ Shot Attempts (49 matches)	7, Reina Gabriel, vs. Colgate (10/5/21 — W, 2-1)
Scored on a Penalty (41 matches)	Ashley Durik, at Niagara (9/1/22 — L, 2-3)
Attempted a Penalty (41 matches)	Ashley Durik, at Niagara (9/1/22 — L, 2-3)
Saved 10-Plus Shots (45 matches)	10, Miranda Iannone, at Princeton (10/30/21 — L, 0-1)
Saved 15-Plus Shots (82 matches)	15, Meghan Kennedy, vs. Columbia (9/22/18 — L, 1-2)
Recorded a Clean Sheet (2 matches)	Erica Fox, 10/5/24 vs. Dartmouth (W, 1-0)
Recorded a Red Card (5 matches)	Erica Fox, at Long Beach State (9/20/24 — L, 0-1)

AN OPPOSING PLAYER...

Scored a Brace (Two Goals) (9 matches)	2, Paige Peltier, vs. Boston College (9/5/24 — L, 2-3)
Hat Trick (57 matches)	3, Annie Ibey, vs. Niagara (9/2/21 — L, 2-5)
Recorded Multiple Assists (0 matches)	3, Áslaug Gunnlaugsdóttir & 2, Jade Rose, at Harvard (10/13/24 — L, 0-5)
Recorded Three Assists (0 matches)	3, Áslaug Gunnlaugsdóttir, at Harvard (10/13/24 — L, 0-5)
Recorded 3+ Points (0 matches)	5, Áslaug Gunnlaugsdóttir (g-3a), at Harvard (10/13/24 — L, 0-5)
Recorded 5+ Points (0 matches)	5, Áslaug Gunnlaugsdóttir (g-3a), at Harvard (10/13/24 — L, 0-5)
Recorded 5+ Shot Attempts (0 matches)	5, Áslaug Gunnlaugsdóttir, at Harvard (10/13/24 — L, 0-5)
Recorded 7+ Shot Attempts (54 matches)	7, Victoria McKnight, vs. Binghamton (9/15/21 — L, 1-3)
Recorded 10+ Shot Attempts (121 matches)	10, Tyler Lussi, at Princeton (10/31/15 — L, 0-2)
Scored on a Penalty (6 matches)	Susanna Soderman, vs. Villanova (9/15/24 — T, 1-1)
Attempted a Penalty (6 matches)	Susanna Soderman, vs. Villanova (9/15/24 — T, 1-1)
Saved 10-Plus Shots (15 matches)	12, Gabriella Terranova, vs. UAlbany (10/17/23 — W, 4-0)
Recorded a Clean Sheet (0 matches)	Rhiannon Stewart, at Harvard (10/13/24 — L, 0-5)
Recorded a Red Card (2 matches)	Taylor Schram (coach), vs. Dartmouth (10/5/22 — W, 1-0)

*Bold denotes occurred during 2024 season*

# 2024 CORNELL WOMEN'S SOCCER TV ROSTER



**0**

**ERICA FOX**  
Senior | Goalkeeper  
San Marcos, Calif.



**00**

**NATALIE MEDUGNO**  
Junior | Goalkeeper  
Oceanside, N.Y.



**1**

**NAOMI GLASSBERG**  
Sophomore | Goalkeeper  
New Tripoli, Pa.



**2**

**BROOKE BROWN**  
Sophomore | Midfielder  
Barrington, Ill.



**3**

**LILY ELLINGSON**  
Senior | Defender  
San Diego, Calif.



**4**

**JANE OFFIT**  
Freshman | Defender  
New York, N.Y.



**5**

**ABIGAIL BISHARA**  
Junior | Midfielder  
Clarence Center, N.Y.



**6**

**ISABEL CHAPMAN**  
Sophomore | Defender  
Ann Arbor, Mich.



**7**

**IZZY SCOTT**  
Junior | Defender  
Austin, Texas



**8**

**AMANDA POLYNIK**  
Freshman | Midfield/Forward  
River Vale, N.J.



**9**

**ALANNA COLBERT**  
Sophomore | Forward  
Lexington, S.C.



**10**

**LAUREN DiPIERRI**  
Freshman | Midfielder  
Plainview, N.Y.



**11**

**MARIANA KESSINGER**  
Junior | Midfield / Forward  
Palo Alto, Calif.



**12**

**MARAN KINGSLEY**  
Junior | Defender  
Buffalo, N.Y.



**13**

**AVA LADEN**  
Senior | Forward  
Denver, Colo.



**14**

**TANUM NELSON**  
Junior | Midfield / Forward  
Duxbury, Vt.



**15**

**GABY GONZALEZ**  
Junior | Defender  
Westport, Conn.



**16**

**REINNA GABRIEL**  
Senior | Midfield / Forward  
Menifee, Calif.



**17**

**SYDNEY ALLEN**  
Sophomore | Forward  
Rockville, Md.



**18**

**GRACE DIEHL**  
Junior | Forward  
Driftwood, Texas



**19**

**ESTELLE JARRELLS**  
Freshman | Forward  
Atlanta, Ga.



**21**

**PEYTON NICHOLS**  
Senior | Midfielder  
New Vernon, N.J.



**22**

**ELLA KOSCHINEG**  
Forward | Midfield / Defender  
Ambler, Pa.



**23**

**ALEX BROTHERTON**  
Senior | Defender  
Dryden, N.Y.



**24**

**IVY TOLBERT**  
Freshman | Midfield / Forward  
Commerce, Ga.



**26**

**KAYLA RISTIANTO**  
Sophomore | Defender  
Dallas, Texas



**27**

**EVELYN CHUDOWSKY**  
Freshman | Forward  
Westport, Conn.



**28**

**LAKEN GALLMAN**  
Senior | Forward  
Charlotte, N.C.



**31**

**MADDIE LEROY**  
Senior | Forward  
Altadena, Calif.



**32**

**CECILY POKIGO**  
Senior | Defender  
Middle River, Md.



**33**

**SYDNEY MALAGA**  
Senior | Forward  
Elmhurst, Ill.



**34**

**EMILY GIBBONS**  
Sophomore | Midfield / Forward  
Hingham, Mass.



**35**

**AVA JUNG**  
Sophomore | Midfielder  
Richmond, Va.



**36**

**HANNAH GRIMES**  
Junior | Goalkeeper  
Woodinville, Wash.



**HC**

**ROB FERGUSON**  
Head Coach  
Sixth Season; Fifth in Role



**AC**

**DANI REID-ESPINAL**  
Assistant Coach  
Fourth Season



**AC**

**SHAELA KRAYNER**  
Assistant Coach  
First Season