



# 2023 BASEBALL GAME NOTES

CORNELLBIGRED.COM ▶ @CORNELLBASEBALL ▶ @CORNELLSPORTS ▶ @IVYLEAGUE ▶ #YELLCORNELL

GAMES 33-35 • AT DARTMOUTH • RED ROLFE FIELD AT BIONDI PARK • HANOVER, N.H.

## CORNELL BIG RED

7-25 6-12  
OVERALL IVY LEAGUE

**DAN PEPICELLI**

HEAD COACH, 19<sup>TH</sup> SEASON

**82-145-1** (.363)

AT CORNELL, 8<sup>TH</sup> SEASON



## DARTMOUTH BIG GREEN

2-34 1-17  
OVERALL IVY LEAGUE

**BOB WHALEN**

HEAD COACH, 34<sup>TH</sup> SEASON

**628-644-3** (.494)

AT DARTMOUTH, 34<sup>TH</sup> SEASON



## PROBABLE PITCHING MATCHUP (SUBJECT TO CHANGE)

### GAME ONE

SATURDAY (DH) • 11:30 A.M.



LHP **Spencer Edwards** (1-3, 6.45)

LHP **Devin Milberg** (0-2, 4.50)

### GAME TWO

SATURDAY (DH) • APPROX: 2:30 P.M.



RHP **Ethan Hamill** (1-6, 8.00)

LHP **Trystan Sarcone** (0-6, 8.04)

### GAME THREE

SUNDAY • 12:00 P.M.



LHP **Noah Keller** (2-5, 5.79)

RHP **Clark Gilmore** (2-4, 6.21)

## FIRST PITCH

▶ The Cornell baseball team plays its final three regular season games of the 2023 season this weekend when it travels to Hanover, N.H., to take on Dartmouth at Red Rolfe Field at Biondi Park.

## LAST WEEKEND REWIND

▶ Cornell battled with Ivy League-leading Penn last weekend at Booth Field, dropping a pair of one-run contests and posting an 11-9 victory in the nightcap of Friday's doubleheader.

▶ The Big Red scored five runs in the bottom of the eighth to defeat Penn, 11-9, splitting last Friday's doubleheader. It was the Big Red's first-ever win at Booth Field, the program's brand-new, off-campus facility. Senior right fielder **SAM KAPLAN** punctuated the victory with an opposite field, three-run home run.

▶ Senior third baseman **JOE HOLLERBACH** batted .500 (5-of-10) on the weekend, slugging a pair of home runs and driving in four RBI. Sophomore shortstop **RYAN PORTER** (.417, HR, 3 RBI, 2 SB), sophomore center fielder **JAKOBI DAVIS** (.364, two doubles), and senior right fielder **SAM KAPLAN** (.333, home run, 5 RBI) also stood out offensively for the Big Red last weekend.

## YOUTH MOVEMENT

▶ Right-handed pitcher **ETHAN HAMILL** and left-handed pitcher **NOAH KELLER** each made their 10th starts of the season last weekend against Penn, marking the first time in Cornell program history that a pair of first-year pitchers have registered at least 10 starts in a season.

▶ The duo have the most starts by a freshman pitcher since **BRIAN MCAFEE** started in all 11 of his appearances in 2012. **BRIAN WILLIAMSON** was the first freshman pitcher to make at least 10 starts, establishing the program record in 1996 (11).

▶ Cornell has valued its freshmen pitchers on the mound this season as six first-year pitchers (Hamill, Keller, **JOHN GERFEN**, **CARSON MAYFIELD**, **JOSH SHEA**, and **BECK UROFSKY**) have combined for 169.2 innings of work this season, roughly 63 percent of the team's innings total.

## WAUGH(TCH) IT FLY!

▶ Junior catcher **NATHAN WAUGH** has been Cornell's hottest hitter lately, as he is slashing .467/.556/.667 over his last eight games with three doubles, a home run and six RBI.

▶ After batting just .133 (4-of-30) in his first nine games of the season, Waugh is hitting at a .417 clip (25-of-60) with six doubles, four home runs, and 17 RBI. Over his last 16 games, Waugh has eight multi-hit games — including a pair of four-hit games — and four multi-RBI games, two of which featured four RBI.

## CORNELL HISTORY

### MOST STARTS BY A FRESHMAN PITCHER

*On Record in Program History*

PLAYER	SEASON	STARTS
Brian Williamson	1996	11
Brian McAfee	2012	11
▶ <b>Ethan Hamill</b>	<b>2023</b>	<b>10</b>
▶ <b>Noah Keller</b>	<b>2023</b>	<b>10</b>

## STAT BREAKDOWN

### WAUGH'S BATTING BREAKDOWN

*This Season*

GAMES	AVG	OBP	SLG	OPS
First Nine	.133	.297	.233	.531
▶ <b>Last Eight</b>	<b>.467</b>	<b>.556</b>	<b>.667</b>	<b>1.222</b>
▶ <b>Last 16</b>	<b>.417</b>	<b>.493</b>	<b>.717</b>	<b>1.210</b>

## 2023 SCHEDULE

DATE OPPONENT TV TIME/RESULT

### FEBRUARY (0-3)

2/24	AT JAMES MADISON		L, 5-11
2/25	AT JAMES MADISON		L, 2-9
2/26	AT JAMES MADISON		L, 5-7

### MARCH (2-10)

3/3	VS. BALL STATE		L, 2-5
3/4	VS. PURDUE FORT WAYNE		L, 3-6
3/5	AT #5 WAKE FOREST	ACCN	L, 3-10
3/10	AT VCU	ESPN	L, 9-14
3/11	AT VCU	ESPN	L, 5-10
3/12	AT VCU	ESPN	L, 3-9
3/18	AT GEORGE MASON (DH)	ESPN	L, 5-10
3/18	AT GEORGE MASON (DH)	ESPN	L, 3-4
3/19	AT GEORGE MASON	ESPN	L, 4-15
3/24	AT YALE* (DH)	ESPN	W, 5-3
3/26	AT YALE* (DH)	ESPN	L, 2-12
3/26	AT YALE*	ESPN	W, 7-5

### APRIL (5-12)

4/1	AT COLUMBIA* (DH)	ESPN	L, 6-12
4/1	AT COLUMBIA* (DH)	ESPN	L, 1-15
4/2	AT COLUMBIA*	ESPN	W, 13-8
4/4	ITHACA	ESPN	W, 13-3
4/8	BROWN* (DH)	ESPN	L, 8-12
4/8	BROWN* (DH)	ESPN	L, 0-1
4/9	BROWN*	ESPN	L, 2-5
4/11	AT BINGHAMTON	ESPN	L, 0-6
4/14	AT HARVARD* (DH)	ESPN	L, 6-7
4/15	AT HARVARD* (DH)	ESPN	W, 11-6
4/15	AT HARVARD*	ESPN	W, 3-2
4/18	BINGHAMTON		CANCELED
4/21	PRINCETON* (DH)	ESPN	L, 8-11
4/22	PRINCETON* (DH)	ESPN	L, 5-8
4/22	PRINCETON*	ESPN	L, 0-11 (7 inn.)
4/28	PENN* (DH)	ESPN	L, 4-5
4/28	PENN* (DH)	ESPN	W, 11-9
4/29	PENN*	ESPN	L, 3-4

### MAY

5/2	AT BINGHAMTON		CANCELED
5/6	AT DARTMOUTH* (DH)	ESPN	11:30 A.M.
5/6	AT DARTMOUTH* (DH)	ESPN	2:30 P.M.
5/7	AT DARTMOUTH*	ESPN	12 P.M.

\* - Denotes Ivy League contest

Bold Red CAPS denotes home game

All game times Eastern, subject to change



## MEDIA CONTACT

**MARSHALL HAIM**

Assistant Director of Athletic Communications

✉ mh2348@cornell.edu

☎ (716) 465-4945 (mobile)

POSITIONAL ROSTER

PITCHERS (13)

#	NAME	POS	HT	WT	YR	B/T	HOMETOWN	HIGH SCHOOL
5	Chris Ellison	RHP	6-0	190	So.	R/R	Howell, N.J.	Howell HS
9	Story Kimura	RHP	6-0	175	Jr.	R/R	Dallas, Texas	The Lawrenceville School (N.J.)
16	Will Long	RHP	6-0	170	So.	R/R	Great Falls, Va.	Langley HS
17	William Stephens	RHP	6-2	205	Jr.	R/R	Stone Mountain, Ga.	Marist HS
19	Noah Keller	LHP	6-1	210	Fr.	L/L	Goodrich, Mich.	Goodrich HS
20	Ethan Hamill	RHP	6-3	200	Fr.	R/R	Chester, Va.	Thomas Dale HS
26	Tom Clancy	RHP	6-1	190	So.	R/R	Westfield, N.J.	Newark Academy
28	Spencer Edwards	LHP	6-3	190	Sr.	L/L	Rancho Santa Margarita, Calif.	Santa Margarita Catholic
31	John Gerfen	LHP	6-0	195	Fr.	R/L	Brewster, N.Y.	Brewster HS
32	Carson Mayfield	RHP	6-5	200	Fr.	R/R	Annandale, Va.	Bishop O'Connell HS
34	Von Baker	RHP	6-7	235	Jr.	R/R	St. Johnsville, N.Y.	Oppenheim-Ephratah-St. Johnsville HS
42	Josh Shea	RHP	5-11	175	Fr.	R/R	Cortlandt Manor, N.Y.	Hendrick Hudson HS
45	August Biben	RHP	6-0	230	Sr.	R/R	New York, N.Y.	Riverdale County School

CATCHERS (3)

#	NAME	POS	HT	WT	YR	B/T	HOMETOWN	HIGH SCHOOL
1	John Quinlan	C/OF	5-9	180	So.	S/R	Menlo Park, Calif.	Menlo-Atherton HS
23	Braden Mack	C/RHP	6-2	210	Jr.	R/R	Woodbridge, Va.	Potomac HS
40	Nathan Waugh	C	6-5	230	Jr.	R/R	Placentia, Calif.	Yorba Linda HS

INFIELDERS (10)

#	NAME	POS	HT	WT	YR	B/T	HOMETOWN	HIGH SCHOOL
2	Matt Barnhorst	INF/OF	6-0	195	Jr.	R/R	Ponte Vedra Beach, Fla.	Ponte Vedra HS
3	Ryan Ross	INF	6-0	195	Sr.	R/R	Elmhurst, Ill.	York Community HS
7	Max Jensen	INF	6-2	190	So.	L/R	Burke, Va.	Lake Braddock Secondary
8	Franco Alonso	INF	6-2	195	Sr.	R/R	Pasadena, Calif.	Polytechnic School
12	Ryan Porter	INF	6-0	185	So.	R/R	Houston, Texas	Paetow HS
13	Shane Russell	1B	6-2	220	Sr.	R/R	Matthews, N.C.	Charlotte Christian School
18	TJ Swidorski	INF	6-0	185	Fr.	R/R	Woodbury, Minn.	East Ridge HS
25	Beck Urofsky	INF/RHP	6-4	225	Fr.	R/R	Silver Spring, Md.	Bethesda-Chevy Chase HS
30	Joe Hollerbach	INF	6-3	215	Sr.	R/R	Orinda, Calif.	Miramonte HS
37	William Jaun	1B/LHP	6-3	225	So.	L/L	Loveland, Ohio	St. Xavier HS

OUTFIELDERS (7)

#	NAME	POS	HT	WT	YR	B/T	HOMETOWN	HIGH SCHOOL
4	Caden Wildman	OF	6-3	215	Fr.	R/R	Woodbury, Minn.	East Ridge HS
6	Kyle Musser	OF	5-10	182	So.	R/R	Lititz, Pa.	Manheim Township HS
11	Wils Guy	OF	5-10	165	Sr.	R/R	San Luis Obispo, Calif.	San Luis Obispo HS
15	Sam Kaplan	OF	6-1	210	Sr.	R/R	Las Vegas, Nev.	The Meadows School
21	Elijah Diaz	OF	5-8	181	Sr.	L/L	Bronx, N.Y.	All Hallows HS
22	Jakobi Davis	OF	6-4	210	So.	L/L	Sarasota, Fla.	Sarasota Riverview HS
36	Matthew Walters	OF/RHP	5-11	195	Fr.	R/R	Granbury, Texas	Granbury HS

CORNELL COACHING AND SUPPORT STAFF

Ted Thoren Head Coach of Cornell Baseball: Dan Pepicelli (SUNY Cortland '90), 8th season  
 Associate Head Coach: Tom Ford (Ithaca '79), 33rd season with program; 15th in role  
 Assistant Coach (Third Base Coach): John Toppa (UConn '19), 2nd season with program; 1st in role  
 Volunteer Assistant Coach (First Base Coach): Justin Devoid (Colby-Sawyer '17), 1st season with program  
 Athletic Trainer: Grace DeStefano, 1st season with team

NUMERICAL ROSTER

#	NAME	POS	YR
1	John Quinlan	C/OF	So.
2	Matt Barnhorst	INF/OF	Jr.
3	Ryan Ross	INF	Sr.
4	Caden Wildman	OF	Fr.
5	Chris Ellison	RHP	So.
6	Kyle Musser	OF	So.
7	Max Jensen	INF	So.
8	Franco Alonso	INF	Sr.
9	Story Kimura	RHP	Jr.
11	Wils Guy	OF	Sr.
12	Ryan Porter	INF	So.
13	Shane Russell	1B	Sr.
14	Tom Ford	AHC	33rd
15	Sam Kaplan	OF	Sr.
16	Will Long	RHP	So.
17	William Stephens	RHP	Jr.
18	TJ Swidorski	INF	Fr.
19	Noah Keller	LHP	Fr.
20	Ethan Hamill	RHP	Fr.
21	Elijah Diaz	OF	Sr.
22	Jakobi Davis	OF	So.
23	Braden Mack	C/RHP	Jr.
24	Dan Pepicelli	HC	8th
25	Beck Urofsky	INF/RHP	Fr.
26	Tom Clancy	RHP	So.
27	John Toppa	AC	2nd
28	Spencer Edwards	LHP	Sr.
30	Joe Hollerbach	INF	Sr.
31	John Gerfen	LHP	Fr.
32	Carson Mayfield	RHP	Fr.
34	Von Baker	RHP	Jr.
36	Matthew Walters	OF/RHP	Fr.
37	William Jaun	1B/LHP	So.
40	Nathan Waugh	C	Jr.
42	Josh Shea	RHP	Fr.
44	Justin Devoid	VAC	1st
45	August Biben	RHP	Sr.

PRONUNCIATION GUIDE

#	NAME	PRONUNCIATION
6	Kyle Musser	MUSS-er
9	Story Kimura	kih-MURR-uh
15	Sam Kaplan	CAP-lynn
18	TJ Swidorski	swi-DOOR-skee
22	Jakobi Davis	juh-CO-bee
25	Beck Urofsky	YUHR-off-skee
30	Joe Hollerbach	HAHL-err-back
31	John Gerfen	guhr-fin
37	William Jaun	jon
40	Nathan Waugh	WAH
45	August Biben	BYE-bin
HC	Dan Pepicelli	pep-i-SELL-ee
AC	John Toppa	TOE-puh
VAC	Justin Devoid	dih-VOID

## SATURDAY'S GAME ONE PROBABLE STARTING PITCHER



# SPENCER EDWARDS LHP #28

**2023 STATS: 1-3, 6.45 ERA, 37.2 IP, 28 BB, 27 SO**
**Height / Weight:** 6-3 / 190 lbs.

**Hometown:** Rancho Santa Margarita, Calif.

**High School:** Santa Margarita Catholic

**Bats/Throws:** L/L

**Year:** Senior

## NEWS & NOTES ON EDWARDS

► **THIS WEEKEND:** Slated to make 34th career appearance, 19th career start, and fourth start of the season ... Edwards will be pitching in his 18th game of the season, tying **WILLIAM GILBERT**, **KEVIN CUSHING**, and **CHRIS ELLISON** (2022), and **STEPHEN OSTERER** (2009) for the ninth-most appearances by a Big Red hurler in a single season.

► **LAST TIME OUT:** Pitched season-high 5.1 innings against Penn last Friday in opening game of doubleheader against the Quakers ... allowed four runs on seven hits, while walking three and striking out four ... 111 pitches thrown were the most this season by Edwards and one off of tying his career high of 112 against Harvard last year on March 25.

► **TOUGH TO TOUCH:** According to the Cornell record book, Edwards' career batting average against of .252 is the fourth-best figure in program history ... **CHRIS SCHUTT** (2001-03 - .224), **BRIAN McAFEE** (2012-15 - .243), and **DAVID ROCHEFORT** (2007-10 - .252) are those ahead of Edwards.

► **LAST TIME AGAINST DARTMOUTH:** Saddled with the loss in his lone appearance against the Big Green last year in the nightcap of a April 23 doubleheader ... Edwards logged six innings of work in his start, yielding five hits and four runs while walking four and fanning five Dartmouth batters.

## LAST TIME AGAINST DARTMOUTH

Date	W-L	SCORE	IP	H	R	ER	HR	BB	SO	HBP	WP	BK	P/S	S%	LEFT
4/23/22	L	2-12	6.0	5	4	4	1	4	5	0	0	0	95/57	60.0%	0-4

► **2022:** Started 12 of his 13 appearances last season after 2021 season was canceled due to COVID-19 pandemic ... pitched at least six innings in four contests ... struck out career-high eight batters twice (March 5 at Coppin State; at Princeton April 9) ... outing at Princeton on April 9 featured him pitching career-high 8 IP while surrendering one run on four hits.

► **2020:** Made impressive start on Feb. 22 at Duke, yielding one run on five innings in collegiate debut ... named Ivy League Rookie of the Week on Feb. 24 following his outing at Duke ... made starts against Niagara and South Carolina before season was truncated due to COVID-19 pandemic.

► **PRIOR TO CORNELL:** Played four seasons at Santa Margarita Catholic HS ... served as captain in senior year ... helped team to California Interscholastic Federation Southern Section championship in 2019 ... named to 2019 Trinity League Senior All Star Team and All-Trinity League Second Team ... lifetime member of California Scholarship Federation ... earned Santa Margarita Catholic HS Special Leadership Recognition Award and served as peer minister ... presented 2016 Presidential Service Award

## CORNELL RECORD BOOK

**LOWEST CAREER BATTING AVG. AGAINST**  
*Cornell Pitchers (min. 100 IP)*

PLAYER	SEASONS	IP	BAA
Chris Schutt	2001-03	132.1	.224
Brian McAfee	2012-15	190.0	.243
David Rochefort	2007-10	108.0	.252
<b>Spencer Edwards</b>	<b>2020-23</b>	<b>103.0</b>	<b>.252</b>
Michael Byrne	2013-16	158.0	.258
John Osgood	1997-00	179.2	.260

## 2023 GAME LOG (17 G/3 GS/0 QS)

**BIG RED RECORD IN STARTS: 0-3**

Date	W-L	SCORE	IP	H	R	ER	HR	BB	SO	P/K	LEFT
2/25*	ND	2-9	3.0	5	5	5	0	4	4	76/39	—
3/3*	ND	2-5	2.1	0	0	0	0	0	0	27/19	—
3/4*	ND	3-6	2.0	0	0	0	0	2	0	28/13	—
3/11*	ND	5-10	3.0	0	0	0	0	1	3	48/31	—
3/12*	L	3-9	2.2	3	5	5	0	3	5	67/36	—
3/18*	L	3-4	2.0	1	2	2	0	2	0	38/21	—
3/19*	ND	4-15	0.2	2	0	0	0	1	2	28/15	—
3/24*	W	5-3	3.0	1	0	0	0	0	1	45/27	—
3/26 (2)*	ND	7-5	0.0	0	0	0	0	0	0	5/2	—
4/1*	ND	7-12	0.2	2	4	4	1	5	1	38/14	—
4/2 (2)*	ND	13-8	1.0	1	0	0	0	0	0	22/14	—
4/8 (1)*	ND	8-12	1.1	1	3	0	0	0	0	24/14	—
4/9*	ND	2-5	1.2	1	0	0	0	0	2	23/15	—
4/11*	ND	0-6	1.0	1	1	1	0	1	0	24/12	—
4/14	ND	6-7	4.0	0	0	0	0	5	2	82/40	2-0
4/21	ND	8-11	4.0	9	6	6	4	1	3	84/48	4-6
4/28 (1)	L	4-5	5.1	7	4	4	0	3	4	111/66	3-3
<b>TOTALS</b>	<b>1-3</b>	<b>6.45</b>	<b>37.2</b>	<b>34</b>	<b>32</b>	<b>27</b>	<b>5</b>	<b>28</b>	<b>27</b>	<b>770/426</b>	<b>55.3%</b>

\* - denotes relief appearance

## EDWARDS' CAREER STATS

	W	L	ERA	G	GS	CG	IP	H	R	ER	HR	BB	SO	WHIP
<b>2020</b>	0	3	9.00	3	3	0	10.0	9	13	10	1	11	13	1.82
<b>2021</b>	— NO SEASON (COVID-19 PANDEMIC) —													
<b>2022</b>	2	7	8.30	13	12	0	55.1	56	59	51	11	36	45	1.66
<b>2023</b>	1	3	6.45	17	3	0	37.2	34	32	27	5	28	27	1.65
<b>TOTALS</b>	<b>3</b>	<b>13</b>	<b>7.69</b>	<b>33</b>	<b>18</b>	<b>0</b>	<b>103.0</b>	<b>99</b>	<b>104</b>	<b>88</b>	<b>17</b>	<b>75</b>	<b>85</b>	<b>1.69</b>

## SINGLE-GAME HIGHS & LOWS

2023	CAREER
5.1, 4/28 (G1) vs. Penn	IP 8.0, 4/9/22 at Princeton
9, 4/21 vs. Princeton	Hits 9, 4/21/23 vs. Princeton
6, 4/21 vs. Princeton	Runs 9, (2x), Last: 3/13/22 at Maryland
6, 4/21 vs. Princeton	Earned Runs 9, 3/13/22 at Maryland
4, 4/21 vs. Princeton	Home Runs 4, 4/21/23 vs. Princeton
5, 4/1 at Columbia	Walks 5, (3x), Last: 4/1/23 at Columbia
5, 4/12 at VCU	Strikeouts 8, (2x), Last: 4/9/22 at Princeton
111, 4/28 (G1) vs. Penn	Pitches 112, 3/25/22 vs. Harvard
1, 3/24	Win Streak 1, (3x), Last: 3/24/23
2 games, 3/12 - 3/18	Losing Streak 4 games, 2/22 - 2/26/22
10.1 IP, 2/25 - 3/12	Scoreless Streak 10.1 IP, 2/25/23 - 3/12/23
4.0 IP, 4/14 at Harvard	Hitless Innings to Start 4.0 IP, (2x), Last: 4/14/23 at Harvard

SATURDAY'S GAME TWO PROBABLE STARTING PITCHER



ETHAN HAMILL RHP #20

2023 STATS: 1-6, 8.00 ERA, 45.0 IP, 22 BB, 27 SO

Height / Weight: 6-3 / 200 lbs. Bats/Throws: R/R  
Hometown: Chester, Va. Year: Freshman  
High School: Thomas Dale HS

NEWS & NOTES ON HAMILL

- **THIS WEEKEND:** Hamill is slated to make his 11th start of the season this weekend, which would tie the record for the most starts by a Cornell freshman pitcher (*see list below*).
- **LAST TIME OUT:** Did not factor in the decision of Cornell's 11-9 victory over Penn ... pitched six innings, matching his season high (March 18 at George Mason) ... allowed nine hits, four runs, while walking and striking out a trio of Quakers batters ... 106 pitches were the most thrown by Hamill this season, and was his second consecutive outing reaching century mark (100 vs. Princeton on April 22).
- **FRESH(MEN) ARMS:** After making 10 starts so far this season, Hamill is tied with his classmate, **NOAH KELLER**, for the third-most starts by a Cornell freshman pitcher on record in Cornell history ... Hamill and Keller trail **BRIAN WILLIAMSON** (1996) and **BRIAN MCAFEE** (2012), who both started 11 games in their respective seasons ... following their starts last weekend against Penn, Hamill and Keller are the first freshmen tandem in Big Red history to log 10-plus starts in the same season.
- **PRIOR TO CORNELL:** Earned four letters in baseball at Thomas Dale HS ... named an All-Region and All-Metro selection in 2022 ... was a two-time district champion in 2021 and 2022 ... awarded 2022 US Army Reserve National Scholar-Athlete Award ... nominated for 2022 Richmond Sports Backers Male Scholar-Athlete of the Year.

2023 GAME LOG (10 G/10 GS/1 QS) BIG RED RECORD IN STARTS: 3-7

Date	W-L	SCORE	IP	H	R	ER	HR	BB	SO	P/K	LEFT
2/25	L	2-9	3.0	3	4	4	1	5	0	75/38	2-4
3/4	L	3-6	4.0	6	3	3	2	2	3	67/42	0-3
3/11	L	5-10	4.0	11	8	8	1	1	4	73/38	5-8
3/18 (2)	ND	3-4	6.0	7	2	1	0	1	3	83/55	2-2
3/24	ND	5-3	4.1	5	3	3	1	1	2	68/40	1-2
4/1	L	7-12	4.2	8	6	6	3	2	0	95/52	3-6
4/8 (1)	L	8-12	3.0	7	9	2	0	1	2	84/46	4-8
4/15 (1)	W	11-6	5.0	2	2	2	0	5	4	88/45	9-2
4/22 (1)	L	5-8	5.0	8	7	7	3	1	6	100/62	5-7
4/28 (2)	ND	11-9	6.0	9	4	4	1	3	3	106/64	6-4
TOTALS	1-6	8.00	45.0	66	48	40	12	22	27	839/420	50.1%

HAMILL'S CAREER STATS

	W	L	ERA	G	GS	CG	IP	H	R	ER	HR	BB	SO	WHIP
2023	1	6	8.00	10	10	0	45.0	66	48	40	12	22	27	1.96
TOTALS	1	6	8.00	10	10	0	45.0	66	48	40	12	22	27	1.96

SINGLE-GAME HIGHS & LOWS

2023	CAREER
6.0, (2x), Last: 4/28 (G2) vs. Penn	IP 6.0, (2x), Last: 4/28/23 (G2) vs. Penn
11, 3/11 at VCU	Hits 11, 3/11/23 at VCU
9, 4/8 (G1) vs. Brown	Runs 9, 4/8/23 (G1) vs. Brown
8, 3/11 at VCU	Earned Runs 8, 3/11/23 at VCU
3, (2x), Last: 4/22 (G1) vs. Princeton	Home Runs 3, (2x), Last: 4/22/23 (G1) vs. Princeton
5, (2x), Last: 4/15 (G1) at Harvard	Walks 5, (2x), Last: 4/15/23 (G1) at Harvard
6, 4/22 (G1) vs. Princeton	Strikeouts 6, 4/22/23 (G1) vs. Princeton
106, 4/28 (G2) vs. Penn	Pitches 106, 4/28/23 (G2) vs. Penn
1 game, 4/15	Win Streak 1 game, 4/15/23
3 games, 2/25 - 3/11	Losing Streak 3 games, 2/25/23 - 3/11/23
4.2 IP, 3/18 - 3/24	Scoreless Streak 4.2 IP, 3/18/23 - 3/24/23
2.0 IP, 3/24 at Yale	Hitless Innings to Start 2.0 IP, 3/24/23 at Yale

SUNDAY’S PROBABLE STARTING PITCHER



NOAH KELLER LHP

#19

2023 STATS: 2-5, 5.79 ERA, 46.2 IP, 26 BB, 48 SO

Height / Weight: 6-1 / 210 lbs.  
Hometown: Goodrich, Mich.  
High School: Goodrich HS

Bats/Throws: L/L  
Year: Freshman

NEWS & NOTES ON KELLER

- **THIS WEEKEND:** Keller is slated to make his 11th start of the season this weekend, which would tie the record for the most starts by a Cornell freshman pitcher (*see list below*).
- **LAST TIME OUT:** Did not factor in the decision in the rubber match against Penn last Saturday ... first time not being the winning or losing pitcher in a game since March 19 at George Mason ... gave up three runs on seven hits to the Quakers in his five-inning outing while walking one and striking out five.
- **THANK U, NEXT:** In five of his six Ivy League appearances this season, Keller has struck out at least five batters, posting a 9.27 SO/9 ratio in span (34 SO in 33.0 IP) ... Keller hurler has at least five strikeouts in seven of his 10 collegiate starts.
- **TROUBLING THE ANCIENT EIGHT:** Keller has excelled in his six of Ivy League starts, recording three quality starts (6+ IP with 3 ER or less), while posting a 3.82 ERA (14 ER in 33 IP) — which leads all Cornell pitchers with at least 20 IP ... has 34 strikeouts and just 11 walks (3.09 SO/BB).
- **FRESH(MEN) ARMS:** After making 10 starts so far this season, Keller is tied with his classmate, **ETHAN HAMILL**, for the third-most starts by a Cornell freshman pitcher on record in Cornell history ... Keller and Hamill trail **BRIAN WILLIAMSON** (1996) and **BRIAN MCAFEE** (2012), who both started 11 games in their respective seasons ... following their starts last weekend against Penn, Keller and Hamill are the first freshmen tandem in Big Red history to log 10-plus starts in the same season.
- **OPENING FRESH(MAN):** Started season opener at James Madison (Feb. 24), becoming first Cornell freshman to start season opener since RHP **COREY PAPPEL** (2/29/08 vs. Siena) ... first LHP to start Big Red’s season-opener since LHP **ZACH MCCULLEY** (3/1/14 vs. Navy).
- **PRIOR TO CORNELL:** Four-year letterwinner in baseball at Goodrich HS and was selected as an All-Conference selection in three seasons (2019, 2021, 2022) ... two-time All-State selection (2021, 2022) ... named to 2022 All-State Dream Team.

2023 GAME LOG (10 G/9 GS/3 QS) BIG RED RECORD IN STARTS: 2-8

Date	W-L	SCORE	IP	H	R	ER	HR	BB	SO	P/K	LEFT
2/24	L	5-11	3.0	4	6	6	1	5	1	67/36	5-2
3/3	ND	2-5	4.2	3	2	1	0	4	5	85/47	2-2
3/10	L	9-14	2.0	4	6	6	1	4	5	62/32	5-6
3/12*	ND	3-9	0.1	0	0	0	0	1	0	9/3	—
3/19	ND	4-15	3.2	4	3	3	0	1	3	65/34	3-3
3/26 (2)	W	7-5	6.0	5	3	2	1	1	7	80/44	6-3
4/2 (1)	L	1-15	4.0	4	2	1	0	3	5	90/49	0-2
4/8 (2)	L	0-1	7.0	5	1	1	0	1	7	109/74	0-1
4/14 (2)	W	3-2	7.0	6	2	2	0	2	7	94/55	3-2
4/21 (2)	L	0-11	4.0	7	5	5	0	3	3	82/44	0-5
4/29	ND	3-4	5.0	7	3	3	1	1	5	102/62	3-3
TOTALS	2-5	5.79	46.2	49	33	30	4	26	48	845/480	56.8%

\* - denotes relief appearance

KELLER’S CAREER STATS

	W	L	ERA	G	GS	CG	IP	H	R	ER	HR	BB	SO	WHIP
2023	2	5	5.79	10	9	0	46.2	49	33	30	4	26	48	1.61
TOTALS	2	5	5.79	10	9	0	46.2	49	33	30	4	26	48	1.61

SINGLE-GAME HIGHS & LOWS

2023	CAREER
7.0, (2x), Last: 4/15 (G2) at Harvard	IP 7.0, (2x), Last: 4/15/23 (G1) at Harvard
7, 4/22 (G2) vs. Princeton	Hits 7, 4/22/23 (G1) vs. Princeton
6, (2x), Last: 3/10 at VCU	Runs 6, (2x), Last: 3/10/23 at VCU
6, (2x), Last: 3/10 at VCU	Earned Runs 6, (2x), Last: 3/10/23 at VCU
1, (4x), Last: 4/29 vs. Penn	Home Runs 1, (4x), Last: 4/29/23 vs. Penn
5, 2/24 at James Madison	Walks 5, 2/24/23 at James Madison
7, (3x), Last: 4/15 (G2) at Harvard	Strikeouts 7, (3x), Last: 4/15/23 (G2) at Harvard
109, 4/8 (G2) vs. Brown	Pitches 109, 4/8/23 (G2) vs. Brown
1 game, (2x), Last: 4/15	Win Streak 1 game, (2x), Last: 4/15/23
2 games, 4/2 - 4/8	Losing Streak 2 games, 4/2/23 - 4/8/23
7.1 IP, 4/8 - 4/14	Scoreless Streak 7.1 IP, 4/8/23 - 4/14/23
2.2 IP, 4/8 (G2) vs. Brown	Hitless Innings to Start 2.2 IP, 4/8/23 (G2) vs. Brown

## CORNELL QUICK FACTS

## GENERAL INFORMATION

Location . . . . . Ithaca, N.Y.  
 Enrollment (Fall 2022 Undergraduate) . . . . . 15,735  
 Founded . . . . . 1865  
 Nickname . . . . . Big Red  
 School Colors . . . . . Cornelian Red (Pantone 187) and White  
 Conference . . . . . The Ivy League  
 President . . . . . Martha E. Pollack  
 Meakam\*Smith Director of Athletics . . . . . Dr. Nicki Moore  
 Athletics Website . . . . . CornellBigRed.com

## HISTORY

Seasons of Baseball . . . . . 152nd  
 First Season . . . . . 1869  
 All-Time Record (Win %) . . . . . 1745-1985-35 (.468)  
 Ivy League Regular-Season Titles (last) . . . . . 6 (2012)  
 Ivy League Championship Titles (last) . . . . . 1 (2012)  
 NCAA Tournament Appearances (last) . . . . . 2 (2012)  
 NCAA Tournament Record (Win %) . . . . . 2-4 (.333)  
 Most Consecutive NCAA Appearances . . . . . Never  
 College World Series Appearances (last) . . . . . Never  
 National Championships . . . . . None

## HOY FIELD

Year Opened (Seasons) . . . . . 1922 (101st)  
 Capacity . . . . . 500  
 All-Time Record (Win %) . . . . . 635-523-8 (.548)  
 Under Dan Pepicelli (Win %) . . . . . 26-39-1 (.402)

## BOOTH FIELD

Year Opened (Seasons) . . . . . 2023 (1st)  
 Capacity . . . . . 500  
 All-Time Record (Win %) . . . . . 1-5 (.167)  
 Under Dan Pepicelli (Win %) . . . . . 1-5 (.167)

## COACHING STAFF

Head Coach . . . . . Dan Pepicelli (Cortland '90)  
 Record at Cornell . . . . . 82-145-1 (.362)  
 Overall Record . . . . . 303-322-3 (.485)  
 Associate Head Coach . . . . . Tom Ford (Ithaca '79)  
 Assistant Coach . . . . . John Toppa (UConn '19)  
 Volunteer Assistant . . . . . Justin Devold (Colby-Sawyer '17)

## 2022 IN REVIEW

Overall Record . . . . . 11-25  
 Ivy League Record (Finish) . . . . . 5-16 (7th)  
 Home Record . . . . . 4-9  
 Road Record . . . . . 7-15  
 Neutral Record . . . . . 0-1  
 Ivy League Championship Series . . . . . Did not qualify  
 NCAA Tournament . . . . . Not selected

## 2023 TEAM INFORMATION

Returns / Lost . . . . . 24 / 11  
 Newcomers . . . . . 9  
 Fr / So / Jr / Sr . . . . . 9 / 9 / 6 / 9

## COMMUNICATIONS

Jeremy Hartigan  
 Associate Director of Athletics for Communications  
 Marshall Haim  
 Assistant Director of Athletic Communications (BB)  
 Phone . . . . . 716.465.4945  
 Email . . . . . mh2348@cornell.edu  
 Matthew Jensen  
 Assistant Director of Athletic Communications  
 Aaron Kelly  
 Assistant Director of Athletic Communications

Mailing Address . . . . . Cornell University Athletics  
 Teagle Hall, 512 Campus Road, Ithaca, N.Y., 14853  
 Twitter / Instagram . . . . . @CornellSports  
 Facebook . . . . . /CornellSports

#YELLCORNELL

## SCOUTING REPORT

C		as of 4/27/23	D	
.244	<<	BATTING AVG.	.225	
4.94	<<	RUNS	3.92	
1.66	<<	DOUBLES	1.47	
0.16		TRIPLES	0.19	>>
0.81	<<	HOME RUNS	0.36	
4.47	<<	RBI	3.36	
.335	<<	ON-BASE PCT.	.326	
.376	<<	SLUGGING PCT.	.314	
51/65 (.785)	<<	STOLEN BASES	31/52 (.596)	
6.91	<<	ERA	9.42	
6.63	<<	STRIKEOUTS	6.28	
.288	<<	OPPONENT AVG.	.344	
1.84	<<	WHIP	2.01	
.962		FIELDING PCT.	.964	>>

## ABOUT DARTMOUTH

- ▶ Dartmouth enters this weekend with a 2-34 overall record and a 1-17 mark in Ivy League play.
- ▶ Clark Gilmore tossed a complete game six-hitter last Saturday against Brown, lifting the Big Green to a 2-1 triumph, snapping a 27-game losing streak, which was the longest in Dartmouth's 150-year history.
- ▶ The Big Green is looking to snap its Division I-leading home losing streak this weekend (11 games). Dartmouth has not won at Red Rolfe Field at Biondi Park since defeating Columbia, 12-11 in 10 innings, in last year's regular-season finale on May 15.
- ▶ Elliot Krewson (.305) is the lone Dartmouth player to be hitting at a .240 clip this season. Tyler Cox, last year's Ivy League Rookie of the Year, has a .397 average in 17 games but has not played in over a month. Ryan Schwartz is batting .300 in 14 games — all of which have come since his season debut on March 14.
- ▶ Jack Metzger (0-7, 7.46 ERA) has 47 strikeouts while issuing just six walks over 56.2 innings of work this season. Metzger ranks fourth nationally in walks-per-9-innings (0.95) and ninth in strikeout-to-walk ratio (7.83).

## WHEN IT RUNS, IT POURS

- ▶ Cornell has displayed a knack of scoring runs in bundles so far this season. Of the Big Red's 158 runs scored this season, 117 have come in multi-run innings (74.1 percent of its run production). In its 32 games this season, Cornell has at least one multi-run inning in 25 games (78.1 percent).
- ▶ Last weekend, Cornell recorded 15 of its 18 runs on the weekend in innings that featured at least two runs scored.

## 118 YEARS | 297 MILES | 184 MEETINGS

- ▶ Prior to this weekend's series, Cornell and Dartmouth have met 184 times on the baseball diamond, dating back to the first meeting between the two Ivy League programs in 1906.
- ▶ The Big Green currently own the advantage in the series, 99-84-1, and have won three of the last four games.
- ▶ Cornell is seeking for its second straight series victory at Red Rolfe Field at Biondi Park after it took two of three from the Big Green in its last trip to Hanover in 2019. The last time the Big Red won consecutive series in Hanover was when it swept two-game series in 1982 and 1984.
- ▶ Last year at Hoy Field, **SAM KAPLAN** had a weekend to remember as he batted .500 (6-of-12) with seven runs scored, two triples, three home runs, and four RBI.

- ▶ **MAX JENSEN, JASON APOSTLE**, and **NATHAN WAUGH** hit home runs for the Big Red. Ryan Porter registered three of Cornell's five steals on the weekend.

## NOTHING EXTRA, PLEASE

- ▶ Cornell has not gone to extra innings yet this season in any of its 32 games. The lone game to not end in nine innings was on April 22 when the Big Red lost to Princeton, 11-0, in seven innings as play was called in the eighth due to rain.
- ▶ The Big Red is one of 18 NCAA Division I programs to not go to extra innings this season. Joining the Big Red are: Alabama A&M, Canisius, Delaware State, East Tennessee State, Florida, Georgia Southern, Kansas State, Louisville, New Orleans, Oregon, Princeton, Saint Peter's, UC Riverside, UC San Diego, UMBC, Wake Forest, and Washington State.
- ▶ The last time Cornell played an entire season without playing an extra-inning contest — excluding the 2020 season that was shortened due to the COVID-19 pandemic — was in 1997.

## STAT BREAKDOWN

RUN-SCORING BREAKDOWN  
This Season

NUMBER OF RUNS	RUNS	PCT
One-Run Innings	41	25.9%
▶ Multi-Run Innings	117	74.1%



All-Time vs. Dartmouth	84-99-1
in Ithaca, N.Y.	49-44
in Hanover, N.H.	32-52-1

## LAST 5 GAMES VS. DARTMOUTH

DATE	H/A	W/L	SCORE
5/4/19 (2)	A	W	2-1
5/5/19	A	L	1-6
4/23/22 (1)	H	W	12-7
4/23/22 (2)	H	L	2-12
4/24/22	H	L	8-10

2023 IVY LEAGUE STANDINGS

x-Clinched spot in Ivy League Championship Series; e-Eliminated from Ivy League Championship Series											
as of 5/4/23											
SCHOOL	W-L	PCT	GB	STREAK	W-L	PCT	STREAK	HOME	AWAY	NEUTRAL	RPI
H x-Harvard	13-5	.722	—	W3	17-21	.447	W3	7-4	9-14	1-3	235
P x-Penn	13-5	.722	—	W1	25-13	.658	W1	8-5	17-8	0-0	154
P x-Princeton	12-6	.667	1.0	L1	20-18	.526	L1	5-2	13-16	2-0	105
C Columbia	11-7	.611	2.0	L2	23-17	.575	L3	10-3	13-14	0-0	135
Y Yale	9-9	.500	4.0	W1	16-21	.432	W2	3-8	13-13	0-0	246
B e-Brown	7-11	.389	6.0	L1	10-25	.286	L2	5-13	4-10	1-2	291
C e-Cornell	6-12	.333	7.0	L1	7-25	.219	L1	2-8	5-15	0-2	277
D e-Dartmouth	1-17	.056	12.0	W1	2-34	.056	W1	0-11	2-19	0-4	301

LAST WEEK'S SCORES

<b>Tuesday, April 25</b> Harvard 4, Brown 1 Holy Cross 7, Dartmouth 5 Columbia 11, Army 7	<b>Friday, April 28</b> Penn 5-9, Cornell 4-11 Brown 11, Dartmouth 3 Harvard 5-5, Columbia 2-4 Princeton 8-9, Yale 0-1
<b>Wednesday, April 26</b> Princeton 8, NJIT 6 Rider 4, Penn 1	<b>Saturday, April 29</b> Penn 4, Cornell 3 Brown 4-1, Dartmouth 3-2

THIS WEEK'S SCORES / SCHEDULE

<b>Monday, May 1</b> Yale 7, Princeton 6	<b>Saturday, May 6</b> Cornell at Dartmouth, 11:30 a.m. Brown at Princeton, 11:30 a.m.
<b>Tuesday, May 2</b> St. John's 7, Columbia 5 Yale 16, Sacred Heart 7 Holy Cross 13, Brown 10	<b>Sunday, May 7</b> Cornell at Dartmouth, 12:00 Brown at Princeton, 12:00
<b>Wednesday, May 3</b> Princeton at Rutgers, 5:00	

GOING FOR THE LONG BALL

- ▶ Cornell has hit 26 home runs so far this season, currently tied for the 10th-most in a season.
- ▶ With four home runs this weekend, Cornell would jump into a tie for the fifth-most home runs in a season by a Big Red squad, matching the outputs by the 1995 and 2010 squads (30).
- ▶ Should Cornell hit four home runs this weekend, it would be the first time Cornell registered consecutive 30-home run seasons since 2009 and 2010. The Big Red blasted a program-record 38 home runs in 2009 before logging 30 the following year in 2010.
- ▶ Last season, the Big Red posted 33 round-trippers, which currently stands as the fourth-most by a Big Red team.

TRADING BASES

- ▶ Cornell has stolen 51 bases so far this season, averaging 1.59 steals per game, ranking 55th nationally. The 51 steals are the third-most by an Ivy League program, trailing Yale (77) and Columbia (56).
- ▶ After stealing five bases last weekend, Cornell has at least 49 steals in consecutive years for the first time since 2012 (55) and 2013 (62). The Big Red's 51 steals are the first time it has surpassed the 50-steal mark since 2013.
- ▶ With three steals this weekend, the Big Red would enter the top 10 for most steals in a season, matching the output from 1985 (54).
- ▶ Sophomore center fielder **JAKOBI DAVIS** has 13 steals this season, the most by a Big Red player since **TOM D'ALESSANDRO** (17) and **JD WHETSEL** (15) in 2014. Davis' 13 steals are tied with **WILLIAM WHELAN** (1952), **DAVE JOHNSON** (1977), **BOB DIPIPI** (1985), and **BRIAN BILLIGEN** (2012) for the 19th-most by a Cornell player in a season.

- ▶ With one steal this weekend, sophomore shortstop **RYAN PORTER** would join Davis in having a double-digit steal total. The last time Cornell had multiple players with 10-plus steals in a season was in 2014 (D'Alessandro — 17; Whetsel — 15).



AROUND THE IVY LEAGUE

PLAYERS OF THE WEEK

	Award	PLAYER
Feb. 27	Player	P Scott Bandura
	Pitcher	H Chris Clark
	Rookie	H William Lybrook
March 6	Player	C Seth Dardar
	Pitcher	P Owen Coady
	Rookie	B Carter Rasmussen
March 13	Player	C Griffin Palfrey
	Pitcher	C Andy Leon
	Rookie	P Davis Baker
March 20	Player	P Seth Werchan
	Pitcher	P Tom Chmielewski
	Rookie	P Davis Baker
March 27	Player	P Kyle Vinci
	Pitcher	P Justin Kim
	Rookie	P Ryan Taylor
April 4	Player	C Seth Dardar
	Pitcher	Y Colton Shaw
	Rookie	P Davis Baker
April 10	Player	C Cole Hage
	Pitcher	P Ryan Dromboski
	Rookie	B Mark Henshon
April 17	Player	P Wyatt Henseler
	Pitcher	P Ryan Dromboski
	Rookie	Y Daniel Cohen
April 24	Player	P Kyle Vinci
	Pitcher	P Cole Zaffiro
	Rookie	P Jake Bold
May 2	Player	B Mika Petersen
	Pitcher	P Tom Chmielewski
	Rookie	B Mika Petersen

2023 IVY LEAGUE PRESEASON POLL

SCHOOL (FIRST-PLACE VOTES)	PTS
1. C Columbia (12)	124
2. P Penn (3)	113
3. D Dartmouth (1)	91
4. H Harvard	75
5. Y Yale	68
6. B Brown	45
7. P Princeton	31
8. C Cornell	29

BOOTH FIELD



Rich Booth '82 delivers the first pitch at the dedication of Booth Field on Saturday, April 21, 2023. Dave Burbank/Cornell Athletics

After spending over 100-plus years at its legendary, and storied, Hoy Field, the Cornell baseball team officially moved to Booth Field — its brand-new, off-campus facility — last Friday (April 21).

Booth Field is named in honor of former Cornell pitcher **RICH BOOTH** '82, who has shown “extraordinary leadership and generosity — much of its anonymous — over the last four decades.”

The facility will feature many state-of-the-art amenities for the Cornell baseball team, including a 1500-square foot team room and lounge, 1500-square foot locker room, and a 7000-square foot indoor area for batting cages and pitching mounds. A nutrition station, Hall of Fame area, and a coaches room will also be included at the facility, which is still under construction and is scheduled to be completed before to the beginning of the 2024 season.

BOOTH FIELD FIRSTS (ALL OCCURRED ON 4/7/23 UNLESS DENOTED)

<b>GAME:</b> Friday, April 21, 2023 (Princeton 11, Cornell 8)	<b>FIRST RBI:</b> Matt Scannell, Princeton, 1st inning (homerod)	<b>ASSIST:</b> Ryan Porter, Cornell (GIDP to shortstop)
<b>CORNELL WIN:</b> Has not happened	<b>HOME RUN:</b> Matt Scannell, Princeton, (1st inning off Spencer Edwards)	<b>ERROR:</b> Noah Granet, Princeton, fielding
<b>ATTENDANCE:</b> 397	<b>TWO-RUN HOME RUN:</b> Kyle Vinci, Princeton, (4th inning off Spencer Edwards)	<b>CG SHUTOUT:</b> Tom Chmielewski, Princeton, 4/8/23
<b>TIME OF GAME   TEMPERATURE:</b> 2:21   84°F	<b>THREE-RUN HOME RUN:</b> Kyle Vinci, Princeton, (7th inning off Carson Mayfield)	<b>WALK:</b> Cornell's John Quinlan by Princeton's Jackson Emus, 1st inning
<b>FIRST PITCH:</b> 3:33 p.m. by Spencer Edwards, Cornell; fastball, ball	<b>GRAND SLAM:</b> Kyle Vinci, Princeton, 4/8/23, (7th inning off Von Baker)	<b>STRIKEOUT:</b> Princeton's Kyle Vinci by Cornell's Spencer Edwards, 1st inning
<b>BATTER:</b> Matt Scannell, Princeton (homerod)	<b>PINCH-HIT HOME RUN:</b> Never happened	<b>STOLEN BASE:</b> Scott Bandura, Princeton, 4th inning
<b>PLATE UMPIRE:</b> Mike Lum	<b>INSIDE-THE-PARK HOME RUN:</b> Never happened	<b>DOUBLE PLAY:</b> Porter to Barnhorst to Jensen, Cornell, 1st inning
<b>HIT:</b> Home run by Matt Scannell, 1st inning, none on	<b>WINNING PITCHER:</b> Jackson Emus, Princeton (starter)	<b>TRIPLE PLAY:</b> Has not happened
<b>RUN:</b> Matt Scannell, Princeton (homerod)	<b>LOSING PITCHER:</b> Spencer Edwards, Cornell (starter)	<b>BALK:</b> Has not happened
<b>SINGLE:</b> Brendan Cumming, Princeton, 1st inning	<b>SAVE:</b> Jacob Faulkner, Princeton	<b>ONE-HITTER:</b> Has not happened
<b>DOUBLE:</b> Max Jensen, Cornell, 1st inning	<b>PUTOUT:</b> Matt Barnhorst, Cornell (first out of 6-4-3 DP)	<b>NO-HITTER:</b> Has not happened
<b>TRIPLE:</b> Jakobi Davis, Cornell, 2nd inning		

COLLEGIATE BASEBALL POLLS

D1 BASEBALL			
Updated 5/1/23			
RK	SCHOOL	REC	LAST
1.	LSU	35-8	1
2.	Wake Forest	37-6	2
3.	South Carolina	35-8	3
4.	Florida	35-10	4
5.	Vanderbilt	32-11	5
6.	Arkansas	33-11	7
7.	Stanford	28-13	8
8.	Coastal Carolina	28-14	6
9.	UConn	32-11	10
10.	Duke	31-13	20
11.	Miami (Fla.)	28-16	16
12.	West Virginia	33-11	18
13.	Campbell	31-10	9
14.	East Carolina	31-13	12
15.	Oregon State	30-13	22
16.	Dallas Baptist	34-10	19
17.	Oregon	30-13	23
18.	Tennessee	30-14	24
19.	Boston College	29-14	11
20.	Arizona State	29-15	17
21.	Virginia	35-11	13
22.	UTSA	33-11	25
23.	Maryland	30-15	NR
24.	Cal St. Fullerton	26-13	NR
25.	Northeastern	35-7	NR
Bold italics = Cornell opponent			

USA TODAY				
Updated 5/1/23				
RK	SCHOOL	REC	PTS	LAST
1.	LSU	35-8	769	1
2.	Wake Forest	37-6	747	2
3.	Florida	35-10	675	4
4.	South Carolina	35-8	667	3
5.	Vanderbilt	32-11	660	5
6.	Arkansas	33-11	625	6
7.	Stanford	28-13	557	8
8.	Coastal Carolina	28-14	522	7
9.	UConn	32-11	433	13
10.	Duke	31-13	430	22
11.	Miami (Fla.)	28-16	373	17
12.	Virginia	35-11	359	10
13.	Campbell	31-10	356	9
14.	West Virginia	33-11	344	21
15.	East Carolina	31-13	310	14
16.	Tennessee	30-14	298	16
17.	Boston College	29-14	288	12
18.	Dallas Baptist	34-10	271	20
19.	Oregon	30-13	211	23
20.	Oregon State	30-13	197	NR
21.	Kentucky	30-13	159	11
22.	Arizona State	29-15	136	18
23.	Oklahoma State	30-13	125	24
24.	Texas Tech	30-15	89	15
25.	Louisville	28-15	79	19
Bold italics = Cornell opponent				

BASEBALL AMERICA			
Updated 5/1/23			
RK	SCHOOL	REC	LAST
1.	LSU	35-8	1
2.	Wake Forest	37-6	3
3.	Vanderbilt	31-11	5
4.	South Carolina	35-8	2
5.	Florida	35-10	4
6.	Arkansas	33-11	6
7.	Coastal Carolina	28-14	7
8.	Stanford	28-13	9
9.	Duke	31-13	16
10.	Miami (Fla.)	27-13	13
11.	West Virginia	33-11	17
12.	Campbell	31-10	8
13.	East Carolina	31-13	14
14.	Virginia	31-11	11
15.	Texas Tech	30-15	10
16.	Dallas Baptist	34-10	19
17.	Oregon	30-13	20
18.	Arizona State	29-15	12
19.	Oregon State	30-13	22
20.	Oklahoma State	30-13	21
21.	Tennessee	30-14	NR
22.	UTSA	33-11	23
23.	UConn	32-11	24
24.	Maryland	29-15	NR
25.	Boston College	29-14	18
Bold italics = Cornell opponent			

PERFECT GAME			
Updated 5/1/23			
RK	SCHOOL	REC	LAST
1.	LSU	35-8	1
2.	Wake Forest	37-6	3
3.	South Carolina	35-8	2
4.	Florida	35-10	4
5.	Arkansas	33-11	7
6.	Tennessee	30-14	8
7.	Coastal Carolina	28-14	5
8.	Dallas Baptist	34-10	6
9.	Stanford	28-13	9
10.	Vanderbilt	32-11	11
11.	Duke	31-13	18
12.	UConn	32-11	17
13.	Miami (Fla.)	28-16	20
14.	Oregon	30-13	22
15.	West Virginia	33-11	23
16.	Campbell	31-10	10
17.	East Carolina	31-13	16
18.	Clemson	28-17	NR
19.	Boston College	29-14	12
20.	Indiana State	28-13	21
21.	Kentucky	30-13	14
22.	Virginia	35-11	19
23.	Northeastern	35-7	NR
24.	UTSA	33-11	24
25.	Cal St. Fullerton	26-13	NR
Bold italics = Cornell opponent			

NCBWA			
Updated 5/1/23			
RK	SCHOOL	REC	LAST
1.	LSU	35-8	1
2.	Wake Forest	37-6	2
3.	Florida	35-10	4
4.	South Carolina	35-8	3
5.	Vanderbilt	32-11	8
6.	Arkansas	33-11	6
7.	Stanford	28-13	7
8.	Coastal Carolina	28-14	9
9.	UConn	32-11	14
10.	Campbell	31-10	5
11.	East Carolina	31-13	10
12.	Dallas Baptist	34-10	17
13.	Virginia	35-11	11
14.	Duke	31-13	23
15.	West Virginia	33-11	21
16.	Tennessee	30-14	18
17.	Miami (Fla.)	28-16	20
18.	Boston College	29-14	12
19.	Oregon	30-13	22
20.	Oregon State	30-13	27
21.	Arizona State	29-15	16
22.	Louisville	28-15	19
23.	Kentucky	30-13	13
24.	Texas Tech	30-15	15
25.	UTSA	33-11	28
26.	Oklahoma State	30-13	24
27.	Texas	30-15	26
28.	Maryland	30-15	RV
29.	Cal St. Fullerton	26-13	RV
30.	Northeastern	35-7	RV
Bold italics = Cornell opponent			

COLLEGIATE BASEBALL				
Updated 5/1/23				
RK	SCHOOL	REC	PTS	LAST
1.	LSU	35-8	494	1
2.	Wake Forest	37-6	492	2
3.	Vanderbilt	32-11	489	6
4.	South Carolina	35-8	487	3
5.	Arkansas	33-11	484	7
6.	Florida	35-10	481	8
7.	Stanford	28-13	478	11
8.	Miami (Fla.)	28-16	476	12
9.	UC Santa Barbara	28-12	474	13
10.	Oregon	30-13	472	15
11.	Arizona State	29-15	469	4
12.	Cal St. Fullerton	26-13	467	5
13.	Duke	31-13	464	21
14.	Virginia	35-11	462	9
15.	Indiana State	28-13	458	14
16.	Oklahoma State	30-13	455	17
17.	West Virginia	33-11	452	18
18.	Dallas Baptist	34-10	451	20
19.	Tennessee	30-14	448	26
20.	Coastal Carolina	28-14	445	28
21.	Maryland	30-15	442	NR
22.	Kansas State	28-17	439	NR
23.	Kent State	31-12	436	27
24.	Oral Roberts	32-11	432	30
25.	Clemson	28-17	430	NR
26.	Central Michigan	29-14	426	24
27.	Boston College	29-14	424	19
28.	Campbell	31-10	420	16
29.	UConn	32-11	418	29
30.	Southern Miss	28-15	416	NR
Bold italics = Cornell opponent				

COMPOSITE COLLEGE BASEBALL POLL

Each team ranked in the six major baseball polls are awarded points based on their ranking.

RK	SCHOOL	PTS	D1B		BA		NCBWA		CB		USAT		PG	
			RK	PTS	RK	PTS	RK	PTS	RK	PTS	RK	PTS	RK	PTS
1.	LSU	160	1	25	1	25	1	30	1	30	1	25	1	25
2.	Wake Forest	154	2	24	2	24	2	29	2	29	2	24	2	24
3.	South Carolina	144	3	23	4	22	4	27	4	27	4	22	3	23
4.	Florida	141	4	22	5	21	3	28	6	25	3	23	4	22
5.	Vanderbilt	135	5	21	3	23	5	26	3	28	5	21	10	16
6.	Arkansas	132	6	20	6	20	6	25	5	26	6	20	5	21
7.	Stanford	121	7	19	8	18	7	24	7	24	7	19	9	17
8.	Coastal Carolina	108	8	18	7	19	8	23	20	11	8	18	7	19
9.	Duke	99	10	16	9	17	14	17	13	18	10	16	11	15
10.	Miami (Fla.)	96	11	15	10	16	17	14	8	23	11	15	13	13
11.	West Virginia	82	12	14	11	15	15	16	17	14	14	12	15	11
12.	Dallas Baptist	78	16	10	16	10	12	19	18	13	18	8	8	18
13.	UConn	75	9	17	23	3	9	22	29	2	9	17	12	14
14.	Campbell	74	13	13	12	14	10	21	28	3	13	13	16	10
T15.	Oregon	70	17	9	17	9	19	12	10	21	19	7	14	12
T15.	Tennessee	70	18	8	21	5	16	15	19	12	16	10	6	20
T15.	Virginia	70	21	5	14	12	13	18	14	17	12	14	22	4
18.	East Carolina	65	14	12	13	13	11	20	—	—	15	11	17	9
19.	Arizona State	48	20	6	18	8	21	10	11	20	22	4	—	—
20.	Boston College	41	19	7	25	1	18	13	27	4	17	9	19	7
21.	Oregon State	35	15	11	19	7	20	11	—	—	20	6	—	—
22.	Oklahoma State	29	—	—	20	6	26	5	16	15	23	3	—	—
23.	Cal St. Fullerton	24	24	2	—	—	29	2	12	19	—	—	25	1
T24.	Indiana State	22	—	—	—	—	—	—	15	16	—	—	20	6
T24.	UCSB	22	—	—	—	—	—	—	9	22	—	—	—	—
Bold italics = Cornell opponent														

2023 BIG RED HOME RUNS																							
				ROAD /		RUNNERS ON				OUTS			TIED	GO	DIRECTION					TEAM	LAST HR		
PLAYER	HR	vL	vR	HOME	NEUTRAL	0	1	2	3	0	1	2	GAME	AHEAD	LF	LC	CF	RC	RF	W-L	DATE / OPP	PITCHER	AB SINCE
Franco Alonso	—	—	—	—	—	—	—	—	—	—	—	—	—	—	—	—	—	—	—	—	—	20	
Matt Barnhorst	2	—	2	—	2	1	—	—	1	—	1	1	—	1	2	—	—	—	—	1-1	3/24 at Yale	Shaw	40
Jakobi Davis	2	1	1	1	1	1	1	—	—	—	1	1	—	—	—	—	—	1	1	0-2	4/21 vs. Princeton	Kim	17
Elijah Diaz	—	—	—	—	—	—	—	—	—	—	—	—	—	—	—	—	—	—	—	—	—	18	
Wils Guy	1	—	1	—	1	1	—	—	—	—	1	—	1	—	—	1	—	—	—	0-1	3/18 (G2) at GMU	Gartland	53
Joe Hollerbach	4	2	2	2	2	1	1	2	—	1	2	1	—	1	1	2	—	1	—	1-3	4/28 (G2) vs. Penn	Zaffiro	5
William Jaun	—	—	—	—	—	—	—	—	—	—	—	—	—	—	—	—	—	—	—	—	—	—	
Max Jensen	1	—	1	—	1	—	1	—	—	—	1	—	—	1	—	—	—	—	1	1-0	4/2 (G2) at Columbia	Palfrey	57
Sam Kaplan	4	1	3	3	1	1	1	2	—	1	—	3	1	—	1	1	—	1	1	2-2	4/28 (G2) vs. Penn	Zeldin	3
Kyle Musser	—	—	—	—	—	—	—	—	—	—	—	—	—	—	—	—	—	—	—	—	—	59	
Ryan Porter	3	1	2	1	2	1	2	—	—	—	—	3	—	—	2	1	—	—	—	2-1	4/28 (G2) vs. Penn	Zaffiro	7
John Quinlan	1	—	1	—	1	—	—	1	—	—	1	—	—	—	—	—	—	—	1	0-1	3/4 vs. PFW	Fine	109
Ryan Ross	2	2	—	—	2	1	—	1	—	1	1	—	—	—	—	—	—	—	2	1-1	4/2 (G2) at Columbia	Ogden	20
Shane Russell	—	—	—	—	—	—	—	—	—	—	—	—	—	—	—	—	—	—	—	—	—	56	
TJ Swidorski	1	—	1	—	1	—	1	—	—	—	—	1	—	1	1	—	—	—	—	0-1	2/25 at JMU	Murphy	37
Beck Urofsky	—	—	—	—	—	—	—	—	—	—	—	—	—	—	—	—	—	—	—	—	—	3	
Matthew Walters	—	—	—	—	—	—	—	—	—	—	—	—	—	—	—	—	—	—	—	—	—	3	
Nathan Waugh	5	1	4	1	4	1	3	1	—	1	2	2	—	2	1	2	1	—	1	3-2	4/15 (G2) at Harvard	Matson	20
Caden Wildman	—	—	—	—	—	—	—	—	—	—	—	—	—	—	—	—	—	—	—	—	—	14	

2-HR GAMES (0)		GRAND SLAMS (1)		LEADOFF HOME RUNS (0)		INSIDE-THE-PARK HR (0)	
PLAYER	DATE/OPP	PLAYER	DATE/OPP	PLAYER	DATE/OPP	PLAYER	DATE/OPP
—	—	Matt Barnhorst	3/24 at Yale	—	—	—	—
3-HR GAMES (0)		PINCH-HIT HR (0)		WALK-OFF HR (0)		BACK-TO-BACK HR (0)	
PLAYER	DATE/OPP	PLAYER	DATE/OPP	PLAYER	DATE/OPP	PLAYER	DATE/OPP
—	—	—	—	—	—	—	—

BIG RED MISCELLANEOUS BATTING																				
PLAYER	MULTI-HIT GAMES						MULTI-RBI GAMES						HIT STREAKS				HITS			
	2	3	4	5+	TOTAL	CAREER	2	3	4	5+	TOTAL	CAREER	5-9	10-14	15+	ACTIVE	2023 HIGH	CAREER HIGH	INFIELD	BUNT
Franco Alonso	—	—	—	—	—	0	—	—	—	—	—	0	—	—	—	0	—	—	—	—
Matt Barnhorst	2	1	—	—	3	9	—	1	1	—	2	5	—	—	—	0	3, twice (4/22 - 4/28)	5 games, 2022	2	—
Jakobi Davis	4	1	—	—	5	8	3	—	—	—	3	6	1	—	—	2	6 (3/12 - 3/26)	6 games, 2023	5	—
Elijah Diaz	—	—	—	—	—	0	—	—	—	—	—	0	—	—	—	0	1, twice (4/2)	1 game, 2023	1	—
Wils Guy	5	—	—	—	5	16	—	—	—	—	—	6	1	—	—	0	8 (3/26 - 4/15)	8 games, 2023	2	—
Joe Hollerbach	6	2	—	—	8	22	1	3	—	—	4	9	—	—	—	0	4, twice (4/22 - 4/28)	8 games, 2022	2	1
William Jaun	—	—	—	—	—	—	—	—	—	—	—	—	—	—	—	—	—	—	—	—
Max Jensen	5	1	—	—	6	18	3	2	—	—	5	11	2	—	—	2	7 (3/19 - 4/2)	8 games, 2022	—	—
Sam Kaplan	11	—	—	—	11	18	1	1	1	1	4	12	3	—	—	2	7 (4/8 - 4/21)	7 games, 2023	—	—
Braden Mack	—	—	—	—	—	1	—	—	—	—	—	0	—	—	—	—	—	—	—	—
Kyle Musser	—	1	—	—	1	1	2	—	—	—	2	2	—	—	—	1	4 (3/10- 3/18)	4 games, 2023	1	—
Ryan Porter	4	1	—	—	5	11	2	—	—	—	2	8	—	—	—	0	3, twice (4/4 - 4/8)	4 games, 2022-23	5	1
John Quinlan	3	3	—	—	6	6	—	1	—	—	1	1	—	—	—	0	5 (3/19 - 4/1)	5 games, 2023	6	—
Ryan Ross	2	—	—	—	2	5	—	1	—	—	1	5	—	—	—	0	3 (4/2 - 4/4)	3 games, 2023	1	1
Shane Russell	—	—	—	—	—	2	—	—	—	—	—	1	—	—	—	1	1 (4/8)	2 games, 2020	—	—
TJ Swidorski	2	—	—	—	2	2	1	—	—	—	1	1	—	—	—	0	3 (2/25 - 3/5)	3 games, 2023	—	—
Beck Urofsky	—	—	—	—	—	0	—	—	—	—	—	0	—	—	—	0	—	—	—	—
Matthew Walters	—	—	—	—	—	0	—	—	—	—	—	0	—	—	—	0	—	—	—	—
Nathan Waugh	6	—	2	—	8	16	3	—	2	—	5	9	2	—	—	1	6, twice (4/14 - 4/22)	6, (2x), 2023	1	—
Caden Wildman	—	—	—	—	—	0	—	—	—	—	—	0	—	—	—	0	1 (3/10)	1 game, 2023	—	—

BIG RED W-L RECORD BY LINEUP CARD

PLAYER	BATTING ORDER (STARTS)									BY POSITION (STARTS)								
	1ST	2ND	3RD	4TH	5TH	6TH	7TH	8TH	9TH	C	1B	2B	3B	SS	LF	CF	RF	DH
Franco Alonso	—	—	—	—	—	—	—	—	0-1	—	—	0-1	—	—	—	—	—	—
Matt Barnhorst	—	—	—	—	0-1	0-1	3-10	0-5	2-2	—	—	5-19	—	—	—	—	—	—
Jakobi Davis	0-5	—	—	—	—	—	0-2	5-6	1-10	—	—	—	—	—	—	6-23	—	—
Elijah Diaz	—	—	—	—	—	—	—	—	1-1	—	—	—	—	—	1-0	—	—	0-1
Wils Guy	—	3-12	—	—	—	1-4	0-1	—	0-2	—	—	—	—	—	3-17	1-2	—	—
Joe Hollerbach	—	0-1	—	0-1	3-8	4-6	—	0-1	—	—	—	—	7-16	—	—	—	—	0-1
William Jaun	—	—	—	—	—	—	—	—	—	—	—	—	—	—	—	—	—	—
Max Jensen	—	3-7	4-17	—	0-1	—	—	—	—	—	5-18	2-4	0-3	—	—	—	—	—
Sam Kaplan	—	—	0-1	3-14	4-9	—	0-1	—	—	—	—	—	—	—	—	7-25	—	—
Braden Mack	—	—	—	—	—	—	—	—	—	—	—	—	—	—	—	—	—	—
Kyle Musser	—	1-2	—	—	0-2	1-4	—	—	0-1	—	—	—	—	—	2-4	—	—	0-5
Ryan Porter	—	0-3	—	—	—	0-1	2-5	2-10	2-3	—	—	—	—	6-22	—	—	—	—
John Quinlan	7-20	—	—	—	—	0-1	—	—	—	2-13	—	—	—	—	—	—	—	5-8
Ryan Ross	—	—	—	—	—	1-4	2-5	0-1	0-1	—	2-7	—	—	—	1-1	—	—	0-3
Shane Russell	—	—	—	—	—	—	—	—	—	—	—	—	—	—	—	—	—	—
TJ Swidorski	—	—	—	—	0-4	0-2	—	0-1	1-3	—	—	0-1	0-6	1-3	—	—	—	—
Beck Urofsky	—	—	—	—	—	—	—	0-1	—	—	—	—	—	—	—	—	—	0-1
Matthew Walters	—	—	—	—	—	—	—	—	0-1	—	—	—	—	—	0-1	—	—	—
Nathan Waugh	—	—	3-7	4-10	—	0-1	—	—	—	5-12	—	—	—	—	—	—	—	2-6
Caden Wildman	—	—	—	—	—	0-1	0-1	—	—	—	—	—	—	—	0-2	—	—	—

BIG RED STARTING PITCHER RUN SUPPORT

PLAYER	RUN		RUN SUPPORT		TOTAL RUNS		TEAM	QUALITY
	GS	SUPPORT	PER 9 IP	IN STARTS	PER START	W-L		
Ethan Hamill	10	38	7.60	60	6.00	3-7	1	
Noah Keller	10	27	5.24	34	3.40	2-8	3	
Von Baker	8	13	5.09	46	5.75	2-6	0	
Spencer Edwards	3	9	6.08	18	6.00	0-3	0	
Beck Urofsky	1	0	0.00	0	0.00	0-1	0	
TOTALS	32	87	6.04	158	4.94	7-25	4	

RUNS BY INNING

	1	2	3	4	5	6	7	8	9	10	11	12	13	14	15	TOTAL
BIG RED	26	19	17	32	15	12	8	19	10	—	—	—	—	—	—	158
OPPONENTS	39	31	35	26	33	16	35	29	11	—	—	—	—	—	—	255
DIFFERENCE	-13	-12	-18	+6	-18	-4	-27	-10	-1	—	—	—	—	—	—	-97

VICTORY MARGIN

	1	2	3	4	5	6	7	8	9	10	11	12	13	14	15
BIG RED	1	3	—	—	2	—	—	—	—	1	—	—	—	—	—
OPPONENTS	5	1	5	1	4	3	2	—	—	1	2	—	—	1	—

BIG RED MULTI-RUN INNINGS

	TIMES	LAST TIME
2 Runs	23	4/29 vs. Penn (1st inning, 2 hits)
3 Runs	8	4/28 (G2) vs. Penn (3rd inning, 3 hits)
4 Runs	5	4/14 at Harvard (8th inning, 3 hits)
5 Runs	4	4/28 (G2) vs. Penn (8th inning, 6 hits)
6 Runs	0	—
7 Runs	1	4/15 (G1) at Harvard (4th inning, 6 hits)
8 Runs	0	—
9 Runs	0	—
10 Runs	0	—

BIG RED GAME DELAYS

DATE	OPPONENT	DELAY	REASON
2/26	at James Madison	15 minutes, prior to first pitch	Inclement weather
4/1	at Columbia	1 hour, prior to first pitch	Inclement weather

BIG RED 2023 PITCHING SPLITS

	W	L	SV	G	IP	H	R	ER	HR	BB	SO	ERA	AVG
Total	0	0	0	32	269.2	306	255	207	38	190	212	6.91	.287
Home	2	8	0	10	88.0	100	69	54	14	47	70	5.52	.282
Away	5	15	3	20	165.2	190	175	144	20	133	132	7.82	.291
Neutral	0	2	0	2	16.0	16	11	9	4	10	10	5.06	.267
Day	7	24	3	31	261.2	298	249	201	37	182	205	6.91	.288
Night	0	1	0	1	8.0	8	6	6	1	8	7	6.75	.250
Starter	3	18	0	32	129.2	157	123	109	21	85	103	7.57	.303
Reliever	4	7	3	32	140.0	149	132	98	17	105	109	6.30	.271
February	0	3	0	3	24.2	27	27	23	3	26	17	8.39	.287
March	2	10	2	12	98.0	116	103	86	11	64	79	7.90	.304
April	5	12	1	17	147.0	163	125	98	24	100	116	6.00	.276
May	—	—	—	—	—	—	—	—	—	—	—	—	—

BIG RED 2023 BATTING SPLITS

	AB	R	H	2B	3B	HR	RBI	BB	SO	AVG	OBP	SLG
Total	1066	158	260	53	5	26	143	126	331	.244	.335	.376
Home	331	54	83	14	2	8	47	36	106	.251	.336	.378
Away	677	99	169	36	3	17	91	80	200	.250	.340	.387
Neutral	58	5	8	3	0	1	5	10	25	.138	.265	.241
Day	1037	158	256	53	5	26	143	124	323	.247	.338	.383
Night	29	0	4	0	0	0	0	2	8	.138	.219	.138
February	99	12	21	3	0	5	12	14	29	.212	.325	.394
March	385	51	81	19	2	5	47	53	137	.210	.316	.309
April	582	95	158	31	3	16	84	59	165	.271	.349	.418
May	—	—	—	—	—	—	—	—	—	—	—	—

BIG RED LINEUP PRODUCTION

	AB	R	H	2B	3B	HR	RBI	BB	SO	AVG	OBP	SLG
1st	126	27	29	7	1	1	12	20	35	.230	.342	.325
2nd	137	20	33	8	0	1	14	6	35	.241	.286	.321
3rd	115	22	34	9	0	2	19	23	28	.296	.431	.426
4th	123	17	33	5	1	7	24	15	44	.268	.355	.496
5th	123	13	31	6	0	4	19	12	35	.252	.316	.398
6th	120	15	23	2	1	4	18	13	40	.192	.281	.325
7th	116	15	24	8	1	3	12	7	43	.207	.271	.371
8th	102	13	26	1	1	2	13	18	34	.255	.386	.343
9th	104	16	27	7	0	2	12	12	37	.260	.342	.385

## THE TED THOREN HEAD COACH OF CORNELL BASEBALL



## DAN PEPICELLI

### 8TH SEASON AT CORNELL

#24

**Years in Role:** 8th Season as Head Coach  
**College:** SUNY Cortland '90  
**Coaching Location:** Dugout

#### CORNELL • 2016 - PRESENT

► Entering his eighth season at the helm of the Cornell baseball program, Pepicelli is just the fourth Cornell head coach over the last 60 years, joining **TED THOREN** (1962-90), **TOM FORD** (1991-08), and **BILL WALKENBACH** (2009-15).

► Earned his 300th career head coaching victory with a 13-3 win over crosstown rival Ithaca at Hoy Field on April 4.

► His 82 career victories with the Big Red is already the fifth-most in program history. With six more victories this season, Pepicelli would be in sole possession of the fourth-most wins on East Hill.

► Under his tutelage, Cornell has produced 19 All-Ivy League selections — including five First Team and six Second Team selections — and four selections in the Major League Baseball Amateur Draft.

► In Pepicelli's second season with the program in 2017, he helped guide the Big Red to its first winning season in four years, posting a 21-17 overall record. The Big Red finished 9-11 in Ivy League play.

► Cornell has won at least 14 games in all but one season, excluding the shortened 2020 season.

#### CLEMSON • 2010-15

► Following a successful nine-year tenure at St. John Fisher in suburban Rochester, N.Y., Pepicelli headed to Clemson, S.C., to join the Tigers staff.

► He was an assistant coach for one year, an assistant head coach for two years, and an associate head coach for three years. All six years on staff Pepicelli aided Clemson to an appearance in the NCAA Tournament.

► The Tigers had a 231-149 (.608) record in his time with the program. Pepicelli became the first pitching coach to lead a staff to the College World Series in his first season with the team.

► For four consecutive seasons from 2011-14, Pepicelli guided the Tigers to have a team ERA below 4.00. He recruited and developed **MATT CROWNOVER**, who earned freshman All-America accolades in 2013 and was named the ACC's Pitcher of the Year in 2015.

► Played instrumental in assembling *Baseball America's* ninth-ranked recruiting class in 2015.

► Ten Clemson pitchers were selected in the Major League Baseball's Amateur Draft during tenure.

#### ST. JOHN FISHER • 2001-09

► Spent nine seasons as the head coach and assistant athletic director at St. John Fisher from 2001-09. During his time with the Cardinals, he was a two-time Empire 8 Coach of the Year (2001 and 2007), with the latter coming during the Cardinals' first-ever run to the Division III College World Series.

► In final seven seasons with St. John Fisher, the Cardinals posted winning seasons leading to Pepicelli being the program's all-time winningest head coach at the time of his departure.

► Team garnered national recognition for sportsmanship in 2008 following the ECAC Championship, in which a line-drive foul ball struck the opposing team's third-base coach in the head. Despite St. John Fisher trailing in the ninth inning, Pepicelli and his team conceded the game, ending any hope of reaching the NCAA Tournament. The Committee on Sportsmanship and Ethical Conduct presented Pepicelli's team with the NCAA's All-Divisions Sportsmanship Award for its decision.

► In addition to serving as the team's head coach, Pepicelli was the head strength and conditioning coach, where he served on the NCAA Competitive Safeguards Committee. He is a certified Strength & Conditioning Specialist and is a member of the National Strength and Conditioning Association.

#### HARTWICK • 1996-00

► Opened collegiate coaching career at Hartwick, where he was an assistant coach for three years before being promoted to head coach for two seasons.

#### PERSONAL

► A native of Schenectady, N.Y., Pepicelli graduated from Cicero-North Syracuse HS, and played at three colleges in the Central New York region.

► Named an all-region selection in two seasons with Mohawk Valley Community College, Pepicelli then earned his bachelor of sciences degree in Economics and Management from SUNY Cortland after playing one year with the Red Dragons. He was also an all-conference selection in his one year at Oneonta State.

► Pepicelli is married to the former Robyn Molloy, who played for and served as an assistant coach with Syracuse's women's soccer team. She also earned national titles as a player and coach at Monroe Community College. The couple has a daughter, Mia, and a son, Owen.

#### PEPICELLI'S YEAR-BY-YEAR HEAD COACHING RECORD

YEAR	SCHOOL	OVERALL	NOTE
1999	Hartwick	9-22 (.290)	
2000	Hartwick	12-18 (.400)	
2001	St. John Fisher	19-14 (.576)	Set then-wins record in at SJFU
2002	St. John Fisher	15-19 (.441)	
2003	St. John Fisher	16-16 (.500)	
2004	St. John Fisher	27-14 (.659)	SJFU's first 20-win season
2005	St. John Fisher	22-15 (.595)	
2006	St. John Fisher	26-15 (.634)	Third straight 20-win season
2007	St. John Fisher	28-13 (.683)	NCAA Tournament appearance
2008	St. John Fisher	25-14-2 (.634)	NCAA Sportsmanship Award
2009	St. John Fisher	22-17 (.564)	
2016	Cornell	14-24 (.368)	
2017	Cornell	21-17 (.553)	CU's first 20-win year since '13
2018	Cornell	14-22-1 (.392)	
2019	Cornell	14-24 (.368)	
2020	Cornell	1-8 (.111)	Season cut short (pandemic)
2021	Cornell	— NO SEASON (COVID-19 PANDEMIC) —	
2022	Cornell	11-25 (.306)	Two All-Ivy selections
2023	Cornell	7-25 (.219)	
Hartwick (2 seasons)		21-40 (.344)	
St. John Fisher (9 seasons)		200-137-2 (.593)	
Cornell (8 seasons)		82-145-1 (.362)	
Career (20 seasons)		303-322-3 (.485)	

#### 2023 CORNELL BASEBALL COACHING STAFF



## TOM FORD

### 33RD SEASON AT CORNELL

#14

**Years in Role:** 15th season as Associate HC  
**College:** Ithaca '79  
**Coaching Location:** Dugout

► Ford enters his 33rd overall season with the Big Red and his 15th in his current role as an associate head coach.

► His time on East Hill began in 1991 when he took over for the legendary **TED THOREN** as head coach. He was head coach of the Big Red from 1991 until 2008, amassing a record of 264-440-2 during his tenure.



## JOHN TOPPA

### 2ND SEASON AT CORNELL

#27

**Years in Role:** 1st season as Assistant Coach  
**College:** UConn '19  
**Coaching Location:** Third Base Coaching Box

► Toppa, a former standout at UConn, enters his second season on the Cornell baseball coaching staff. This season will be his first as an assistant coach, after serving as a volunteer assistant in 2021.

► Helped guide **MAX JENSEN** and **SAM KAPLAN** each earn All-Ivy Second Team honors in 2022, following a nearly two-year hiatus from competition due to the COVID-19 pandemic.



## JUSTIN DEVOLD

### 1ST SEASON AT CORNELL

#44

**Years in Role:** 1st season as Volunteer Assistant  
**College:** Colby-Sawyer '17  
**Coaching Location:** First Base Coaching Box

► Devold enters his first season with the Cornell baseball coaching staff after serving as an assistant coach at St. Lawrence, a northern New York-based Division III school, for the past two seasons.

► In final year with the Saints, aided program to a 19-16 overall mark which served as its first winning season since 2014.

THE LAST TIME...

A CORNELL TEAM SCORED...	
10+ Runs in a Game	11, vs. Penn (4/28/23 - G2 - W, 11-9)
15+ Runs in a Game	15, vs. Princeton (4/20/19 - G2 - W, 15-9)
20+ Runs in a Game	27, at Towson (4/5/17 - W, 27-14)
25+ Runs in a Game	27, at Towson (4/5/17 - W, 27-14)
5+ Runs in an Inning	5, vs. Penn (4/28/23 - G2 - B8 - W, 11-9)
6+ Runs in an Inning	7, at Harvard (4/15/23 - G1 - T4 - W, 11-6)
7+ Runs in an Inning	7, at Harvard (4/15/23 - G1 - T4 - W, 11-6)
8+ Runs in an Inning	8, vs. Yale (4/2/22 - G2 - B7 - W, 12-9)
9+ Runs in an Inning	12, at Harvard (4/10/11 - G2 - T2 - W, 18-5)
10+ Runs in an Inning	12, at Harvard (4/10/11 - G2 - T2 - W, 18-5)
10+ Runs in Consecutive Games	10, at Columbia (4/2/23 - G2 - W, 13-8) 13, vs. Ithaca (4/4/23 - W, 13-3)
10+ Runs in 3+ Straight Games	15, at James Madison (3/15/14 - G1 - L, 15-16) 17, at James Madison (3/15/14 - G2 - W, 17-8) 14, at James Madison (3/16/14 - W, 14-8 - 10 inn.)
10+ Runs in 4+ Straight Games	16, at Virginia (4/7/1902 - W, 16-10) 10, at Navy (4/9/1902 - W, 10-6) 11, vs. Rochester (4/12/1902 - W, 11-1) 12, vs. Niagara (4/19/1902 - W, 12-4) 10, vs. Columbia (4/26/1902 - W, 10-7)

A CORNELL TEAM RECORDED...	
15+ Hits in a Game	15, vs. Penn (4/28/23 - G2 - W, 11-9)
20+ Hits in a Game	28, at Towson (4/5/17 - W, 27-14)
25+ Hits in a Game	28, at Towson (4/5/17 - W, 27-14)
5+ Doubles in a Game	6, at Columbia (4/2/23 - G2 - W, 13-8)
6+ Doubles in a Game	6, at Columbia (4/2/23 - G2 - W, 13-8)
7+ Doubles in a Game	7, at George Mason (3/12/17 - W, 9-3)
8+ Doubles in a Game	9, at James Madison (3/15/14 - G1 - L, 15-16)
9+ Doubles in a Game	9, at James Madison (3/15/14 - G1 - L, 15-16)
2+ Triples in a Game	3, vs. Dartmouth (4/23/22 - G1 - W, 12-7)
3+ Triples in a Game	3, vs. Dartmouth (4/23/22 - G1 - W, 12-7)
4+ Triples in a Game	4, at Bucknell (3/4/00 - G2 - W, 8-6)
3+ Home Runs in a Game	3, vs. Penn (4/28/23 - G2 - W, 11-9)
4+ Home Runs in a Game	4, vs. Dartmouth (4/23/22 - G1 - W, 12-7)
5+ Home Runs in a Game	5, at James Madison (3/15/14 - G1 - L, 15-16)
Leadoff Home Run	Adam Saks, at Harvard (4/13/19 - G2 - L, 1-7)
Back-to-Back Home Runs	Ryan Porter (2-run) & Matt Barnhorst (solo), vs. Harvard (3/25/22 - G2 - L, 5-11)
Back-to-Back-to-Back Home Runs	Chris Cruz (3-run), Spencer Scorza (solo), & Ryan Karl (solo), at James Madison (3/15/14 - G2 - W, 17-8)

Drew 10+ Walks in a Game	12, vs. Binghamton (4/20/22 - W, 10-9 - 10 inn.)
Drew 15+ Walks in a Game	16, at Bucknell (5/1/96 - G1 - W, 18-3)
Hit by 3+ Pitches in a Game	3, vs. Penn (4/28/23 - G2 - W, 11-9)
Hit by 4+ Pitches in a Game	4, vs. Harvard (3/26/22 - L, 11-12)
Hit by 5+ Pitches in a Game	5, at Yale (4/5/14 - G2 - W, 6-4)
Hit by 6+ Pitches in a Game	7, at Penn (4/15/06 - G2 - W, 23-10)
Hit by 7+ Pitches in a Game	7, at Penn (4/15/06 - G2 - W, 23-10)
4+ Stolen Bases in a Game	5, vs. Princeton (4/22/23 - G1 - L, 5-8)
5+ Stolen Bases in a Game	5, vs. Princeton (4/22/23 - G1 - L, 5-8)
6+ Stolen Bases in a Game	7, at Coppin State (3/5/22 - G2 - W, 14-5)
7+ Stolen Bases in a Game	7, at Coppin State (3/5/22 - G2 - W, 14-5)
8+ Stolen Bases in a Game	9, at George Washington (3/9/14 - G2 - W, 8-1)
9+ Stolen Bases in a Game	9, at George Washington (3/9/14 - G2 - W, 8-1)
10+ Stolen Bases in a Game	10, vs. Sampson Air Force Base (6/2/52 - W, 8-3)

A CORNELL PITCHING STAFF...	
Threw a No-Hitter	Connor Kaufmann, vs. Dartmouth (4/1/12 — W, 2-0)
Threw a Combined No-Hitter	Kerry Brooks (3 inn.), Rob Wilson (3 inn.), Doug Petillo (1 inn.), vs. Rochester (4/5/89 - G1 - W, 2-1)
Threw a Perfect Game	Gary Gronowski, vs. Oneonta (5/11/76 — W, 1-0)
Shutout an Opponent	at Brown (5/7/22 - G2 - W, 3-0)
Shutout an Ivy League Opponent	at Brown (5/7/22 - G2 - W, 3-0)
Posted Consecutive Shutouts	vs. Oneonta (5/2/86 - G1 - W, 4-0) vs. Oneonta (5/2/86 - G2 - W, 5-0)
Struck out 10+ Batters	11, vs. Princeton (4/22/23 - G1 - L, 5-8)
Struck out 11+ Batters	11, vs. Princeton (4/22/23 - G1 - L, 5-8)
Struck out 12+ Batters	14, vs. Niagara (2/29/20 - G2 - L, 6-8)
Struck out 13+ Batters	14, vs. Niagara (2/29/20 - G2 - L, 6-8)
Struck out 14+ Batters	14, vs. Niagara (2/29/20 - G2 - L, 6-8)
Struck out 15+ Batters	15, vs. Canisius (4/4/18 - W, 6-5)
Struck out 16+ Batters	18, at Princeton (4/29/09 - W, 9-0)
Struck out 17+ Batters	18, at Princeton (4/29/09 - W, 9-0)
Struck out 18+ Batters	18, at Princeton (4/29/09 - W, 9-0)

A CORNELL TEAM ALLOWED...	
10+ Runs in a Game	11, vs. Princeton (4/22/23 - G2 - L, 0-11 - 7 inn.)
15+ Runs in a Game	15, at Columbia (4/2/23 - G1 - L, 1-15)
20+ Runs in a Game	21, at Coppin State (3/6/22 - L, 2-21)
25+ Runs in a Game	31, at UC Santa Barbara (3/25/04 - L, 3-31)
5+ Runs in an Inning	5, vs. Princeton (4/22/23 - G2 - T7 - L, 0-11 - 7 inn.)
6+ Runs in an Inning	7, vs. Brown (4/8/23 - T3 - L, 8-12)
7+ Runs in an Inning	7, vs. Brown (4/8/23 - T3 - L, 8-12)
8+ Runs in an Inning	8, at Yale (3/26/23 - B1 - L, 2-12)
9+ Runs in an Inning	11, at George Mason (3/19/23 - B5 - L, 4-15)
10+ Runs in an Inning	11, at George Mason (3/19/23 - B5 - L, 4-15)

A CORNELL TEAM DEFENSIVELY...	
Committed 5+ Errors in a Game	6, vs. Binghamton (4/20/22 - W, 10-9 - 10 inn.)
Committed 6+ Errors in a Game	6, vs. Binghamton (4/20/22 - W, 10-9 - 10 inn.)
Committed 7+ Errors in a Game	7, at Le Moyne (4/15/97 - L, 8-14)
Committed 8+ Errors in a Game	8, at Pacific (3/20/96 - L, 7-18)
Committed 9+ Errors in a Game	10, vs. Le Moyne (4/8/92 - G1 - L, 3-19)
Committed 10+ Errors in a Game	10, vs. Le Moyne (4/8/92 - G1 - L, 3-19)
Turned 3+ Double Plays in a Game	3, vs. Princeton (4/21/22 - L, 8-11)
Turned 4+ Double Plays in a Game	4, vs. Penn (4/24/11 - G2 - L, 2-10)
No Errors in 3+ Straight Games	4 games (5/3/22 - 5/8/22)
No Errors in 4+ Straight Games	4 games (5/3/22 - 5/8/22)

A CORNELL TEAM...	
Played an Extra-Inning Game	vs. Binghamton (4/20/22 - W, 10-9 - 10 inn.)
Played a Top-25 Team	at #5 Wake Forest (3/5/23 - L, 3-10)
Swept a Doubleheader	at Harvard (4/15/23 - W, 11-6; W, 3-2)
Swept a 3-Game Series	at Villanova (3/22/13 - 3/24/13)
Swept a 3-Game Ivy League Series	Not on record
Swept a 4-Game Series	at Maryland Eastern Shore (3/2/12 - 3/4/12)
Swept a 4-Game Ivy League Series	vs. Penn (4/23/05 - 4/24/05)
Swept in Doubleheader	at Princeton (4/22/22 - L, 5-8; L, 0-11 - 7 inn.)
Swept in 3-Game Series	vs. Princeton (4/21/23 - 4/22/23)
Swept in 3-Game Ivy League Series	vs. Princeton (4/21/23 - 4/22/23)
Swept in 4-Game Series	at Columbia (4/18/15 - 4/19/15)
Swept in 4-Game Ivy League Series	at Columbia (4/18/15 - 4/19/15)

*Bold denotes occurred during 2023 season*

THE LAST TIME...

A CORNELL INDIVIDUAL...

Scored 4+ Runs in a Game	4, Sam Kaplan, vs. Dartmouth (4/23/22 - G1 - W, 12-7)
Scored 5+ Runs in a Game	5, Will Simoneit, at Towson (4/5/17 - W, 24-17)
Recorded 4+ Hits in a Game	<b>4, Nathan Waugh, vs. Princeton (4/22/23 - G1 - L, 5-8)</b>
Recorded 5+ Hits in a Game	5, Will Simoneit, at Army (4/3/19 - W, 4-1)
Recorded 6+ Hits in a Game	6, Trey Baur, at Towson (4/5/17 - W, 24-17)
Recorded 2+ Doubles in a Game	<b>2, Jakobi Davis, vs. Penn (4/29/23 - L, 3-4)</b>
Recorded 3+ Doubles in a Game	3, Max Jensen, vs. Yale (4/2/22 - G2 - W, 12-9)
Recorded 2+ Triples in a Game	2, Sam Kaplan, vs. Dartmouth (4/23/22 - G1 - W, 12-7)
Recorded 3+ Triples in a Game	3, Steve Caputi, vs. Cortland (4/30/79 - W, 15-11)
Had a Multi-Home Run Game	2, Will Simoneit, vs. Penn (4/28/19 - W, 8-7)
Had a 3-Home Run Game	3, Dale Wickham, vs. Princeton (4/30/16 - W, 4-3)
Hit a Grand Slam	<b>Matt Barnhorst, at Yale (3/24/22 - W, 5-3)</b>
Recorded 5+ RBI in a Game	<b>5, Sam Kaplan, vs. Ithaca (4/4/23 - W, 13-3)</b>
Recorded 6+ RBI in a Game	6, Ellis Bitar, vs. Penn (4/21/18 - G1 - W, 10-9)
Recorded 7+ RBI in a Game	7, Adam Jacobs, at UNC Greensboro (3/20/07 - L, 12-13 - 10 inn.)
Recorded 8+ RBI in a Game	8, Ira Degenhardt, vs. Seton Hall (6/9/27 - W, 11-5)
Drew 3+ Walks in a Game	<b>3, Jakobi Davis, at Harvard (4/15/23 - G1 - W, 11-6)</b>
Drew 4+ Walks in a Game	4, Justin Taylor, at Baylor (2/23/19 - L, 3-10)
Drew 5+ Walks in a Game	5, Steve Caputi, at Hawai'i-Hilo (3/21/79 - W, 9-8)
Stole 2+ Bases in a Game	<b>3, Ryan Porter, vs. Princeton (4/22/23 - G1 - L, 5-8)</b>
Stole 3+ Bases in a Game	<b>3, Ryan Porter, vs. Princeton (4/22/23 - G1 - L, 5-8)</b>
Stole 4+ Bases in a Game	6, Tom D'Alessandro, at George Washington (3/9/14 - G2 - W, 8-1)
Stole 5+ Bases in a Game	6, Tom D'Alessandro, at George Washington (3/9/14 - G2 - W, 8-1)
Stole 6+ Bases in a Game	6, Tom D'Alessandro, at George Washington (3/9/14 - G2 - W, 8-1)
Hit by 2+ Pitches in a Game	<b>2, Nathan Waugh, vs. Penn (4/28/23 - G2 - W, 11-9)</b>
Hit by 3+ Pitches in a Game	3, Mickey Brodsky, vs. Harvard (4/8/08)
Recorded Walk-Off Win	Max Jensen (hit by pitch), vs. Binghamton (4/20/22 - W, 10-9 - 10 inn.)
Recorded Walk-Off Win on Batted Ball	Matt Barnhorst (sacrifice fly), vs. Yale (4/2/22 - G1 - W, 2-1)
Recorded Walk-Off Home Run	Will Simoneit (3-run), vs. Penn (4/28/19 - W, 8-7)
Recorded a 10-Game Hit Streak	11 games, Will Simoneit (2019)
Recorded a 15-Game Hit Streak	16 games, Brian Billigen (2012)
Recorded a 15-Game On-Base Streak	26 games, Adam Saks (2019)
Recorded a 20-Game On-Base Streak	26 games, Adam Saks (2019)
Recorded a 30-Game On-Base Streak	40 games, Nathan Ford (2009)
Recorded a 30-Game On-Base Streak	40 games, Nathan Ford (2009)

A CORNELL PITCHER...

Threw a 7-Inning No-Hitter	Connor Kaufmann, vs. Dartmouth (4/1/12 - W, 2-0)
Threw a 9-Inning No-Hitter	Larry Rafalski, vs. Hartwick (4/25/68 - W, 7-0)
Threw a Perfect Game	Gary Gronowski, vs. Oneonta (5/11/76 - W, 1-0) - 7-inning game
Threw a 7-Inning Complete Game	Tim Willittes, vs. Penn (4/22/17 - G1 - L, 0-5)
Threw a 7-Inning Complete Game Shutout	Brian McAfee, vs. Princeton (4/26/15 - G1 - W, 10-0)
Threw a 9-Inning Complete Game	Luke Yacinich, at Brown (5/7/22 - G1 - W, 3-0) - 111 pitches
Threw a 9-Inning Complete Game Shutout	Luke Yacinich, at Brown (5/7/22 - G1 - W, 3-0) - 111 pitches
Pitched 3+ Scoreless Innings of Relief	<b>Spencer Edwards (3.0 IP), at Yale (3/24/22 - W, 5-3) - 45 pitches</b>
Pitched 3+ Hitless Innings of Relief	<b>Spencer Edwards (3.0 IP), at VCU (3/11/22 - L, 5-10) - 48 pitches</b>
Pitched 4+ Scoreless Innings of Relief	Kevin Cushing (4.1 IP), vs. Harvard (3/25/22 - G1 - L, 5-7) - 68 pitches
Struck out 10+ Batters	10, Justin Lewis, at Navy (3/4/17 - G2 - L, 7-8)
Struck out 11+ Batters	13, Tim Willittes, at Bucknell (3/19/16 - G2 - W, 5-2)
Struck out 12+ Batters	13, Tim Willittes, at Bucknell (3/19/16 - G2 - W, 5-2)
Struck out 13+ Batters	13, Tim Willittes, at Bucknell (3/19/16 - G2 - W, 5-2)
Struck out 14+ Batters	15, Chris Schutt, at Columbia (4/19/03)
Struck out 15+ Batters	15, Chris Schutt, at Columbia (4/19/03)

Bold denotes occurred during 2023 season

BIG RED TRENDS

CATEGORY	2023	UNDER PEPICELLI
Overall	7-25	82-145-1
Ivy League Opponents	6-12	44-77
Non-Conference Opponents	1-13	38-68-1
vs. Power 5 Opponent	0-1	2-21
vs. Non-Power 5 Opponent	1-12	36-47-1
Home	2-8	27-44-1
Away	5-15	50-95
Neutral	0-2	5-6
Day Games (before 5 p.m.)	7-24	79-138-1
Night Games (5 p.m. or later)	0-1	3-7
February	0-3	0-17
March	2-10	30-51
April	5-12	44-68-1
May	0-0	8-9
Scoring 0-2 Runs	0-8	7-66
Scoring 3-5 Runs	2-12	23-53-1
Scoring 6-9 Runs	1-5	27-25
Scoring 10-Plus Runs	4-0	25-1
Allowing 0-2 Runs	1-1	30-8
Allowing 3-5 Runs	3-5	31-31-1
Allowing 6-9 Runs	3-7	19-58
Allowing 10-Plus Runs	0-12	2-48
Leading after Six Innings	7-1	61-10
Trailing after Six Innings	0-21	17-124
Tied after Six Innings	0-3	4-11-1
Leading after Seven Innings	7-1	54-6
Trailing after Seven Innings	0-21	11-112
Tied after Seven Innings	0-2	6-8-1
Leading after Eight Innings	7-1	57-3
Trailing after Eight Innings	0-22	5-116
Tied after Eight Innings	0-1	7-7-1
Big Red with No Home Runs	0-15	36-96
Big Red Hit a Home Run	7-10	46-49-1
Hits One Home Run	5-7	31-40-1
Hits Multiple Home Runs	2-3	15-9
Big Red Are Errorless	4-5	30-35
Big Red Has an Error	3-20	52-110-1
Commits One Error	1-8	28-39-1
Commits Multiple Errors	2-12	24-71
Out-hit Opponent	7-2	65-17
Out-hit by Opponent	0-23	13-120-1
Hits are Equal	0-0	4-8
Big Red Scores First	3-9	51-47-1
Opponent Scores First	4-16	31-98
Extra-Inning Games	0-0	6-9-1
One-Run Games	1-5	22-30
Two-Run Games	3-1	16-21
Five-Plus-Run Games	3-13	20-68
Shutouts	0-3	6-18

2023 INDIVIDUAL AND TEAM GAME HIGHS

INDIVIDUAL GAME HIGHS

BATTING	
At-Bats	6, (2x), Last: John Quinlan, at Columbia (4/2 - G2 - W, 13-8)
Runs Scored	3, (4x), Last: John Quinlan, vs. Ithaca (4/4 - W, 13-3)
Hits	4, (2x), Last: Nathan Waugh, vs. Princeton (4/22 - G1 - L, 5-8)
Runs Batted In	5, Sam Kaplan, vs. Ithaca (4/4 - W, 13-3)
Doubles	2, (4x), Last: Jakobi Davis, vs. Penn (4/29 - L, 3-4)
Triples	1, (5x), Last: Jakobi Davis, vs. Princeton (4/21 - L, 8-11)
Home Runs	1, (26x), Last: Kaplan, Porter, & Hollerbach, vs. Penn (4/28 - G2 - W, 11-9)
Walks Drawn	3, Jakobi Davis, at Harvard (4/15 - G1 - W, 11-6)
Strikeouts	4, Jakobi Davis, at James Madison (2/26 - L, 5-7)
Sacrifice Bunts	2, Wils Guy, at George Mason (3/19 - L, 4-15)
Sacrifice Flies	1, (13x), Last: Jakobi Davis, vs. Penn (4/28 - G1 - L, 4-5)
Stolen Bases	3, (2x), Last: Ryan Porter, vs. Princeton (4/22 - G1 - L, 5-8)
Hit by Pitches	2, Nathan Waugh, vs. Penn (4/28 - G2 - W, 11-9)
Caught Stealing	1, (14x), Last: Matt Barnhorst, at Harvard (4/15 - G2 - W, 3-2)
PITCHING	
Innings Pitched	7.0, (2x), Last: Noah Keller, at Harvard (4/15 - G2 - W, 3-2)
Hits Allowed	11, Ethan Hamill, at VCU (3/11 - L, 5-10)
Runs Allowed	9, (2x), Last: Ethan Hamill, vs. Brown (4/8 - G1 - L, 8-12)
Earned Runs	8, (2x), Last: Von Baker, at Yale (3/26 - G1 - L, 2-12)
Walks Issued	6, Von Baker, vs. Brown (4/9 - L, 2-5)
Strikeouts	7, (3x), Last: Noah Keller, at Harvard (4/15 - G2 - W, 3-2)
Doubles Allowed	5, Spencer Edwards, vs. Penn (4/28 - G1 - L, 4-5)
Triples Allowed	1, (3x), Last: Carson Mayfield, vs. Brown (4/9 - L, 2-5)
Home Runs Allowed	4, Spencer Edwards, vs. Princeton (4/21 - L, 8-11)
Wild Pitches	4, Von Baker, at Harvard (4/14 - L, 6-7)
Hit Batsmen	3, (3x), Last: August Biben, at Binghamton (4/11 - L, 0-6)
FIELDING	
Putouts	14, Max Jensen, vs. Princeton (4/21 - L, 8-11)
Assists	8, Ryan Porter, vs. Princeton (4/21 - L, 8-11)
Errors	2, (2x), Last: Max Jensen, at Columbia (4/2 - G1 - L, 1-15)
Passed Balls	2, John Quinlan, at Columbia (4/2 - G2 - W, 13-8)

TEAM GAME HIGHS

BATTING	
At-Bats	42, at Columbia (4/2 - G2 - W, 13-8)
Runs Scored	13, (2x), Last: vs. Ithaca (4/4 - W, 13-3)
Hits	18, at Columbia (4/2 - G2 - W, 13-8)
Runs Batted In	13, at Columbia (4/2 - G2 - W, 13-8)
Doubles	6, at Columbia (4/2 - G2 - W, 13-8)
Triples	1, (5x), Last: vs. Princeton (4/21 - L, 8-11)
Home Runs	3, (4x), Last: vs. Penn (4/28 - G2 - W, 11-9)
Walks Drawn	8, (2x), Last: vs. Ithaca (4/4 - W, 13-3)
Strikeouts	18, at George Mason (3/19 - L, 4-15)
Sacrifice Bunts	2, at George Mason (3/19 - L, 4-15)
Sacrifice Flies	2, (2x), Last: vs. Ithaca (4/4 - W, 13-3)
Stolen Bases	5, vs. Princeton (4/22 - G1 - L, 5-8)
Hit by Pitches	3, (2x), Last: vs. Penn (4/28 - G2 - W, 11-9)
Caught Stealing	2, at VCU (3/12 - L, 3-9)
Hit into Double Plays	2, (3x), Last: at Columbia (4/2 - G1 - L, 1-15)
Runners Left on Base	12, at VCU (3/10 - L, 9-14)
PITCHING	
Innings Pitched	9.0, (14x), Last: vs. Penn (4/29 - L, 3-4)
Hits Allowed	16, at VCU (3/10 - L, 9-14)
Runs Allowed	15, (2x), Last: at Columbia (4/2 - G1 - L, 1-15)
Earned Runs	13, at VCU (3/10 - L, 9-14)
Walks Issued	12, at Harvard (4/14 - L, 6-7)
Strikeouts	11, (2x), Last: vs. Princeton (4/22 - G1 - L, 5-8)
Doubles Allowed	7, vs. Penn (4/28 - G1 - L, 4-5)
Triples Allowed	1, (3x), Last: vs. Brown (4/9 - L, 2-5)
Home Runs Allowed	6, vs. Princeton (4/22 - G2 - L, 0-11 - 7 inn.)
Wild Pitches	5, (2x), Last: at Harvard (4/14 - L, 6-7)
Hit Batsmen	6, at George Mason (3/19 - L, 4-15)
FIELDING	
Putouts	27, (14x), Last: vs. Penn (4/29 - L, 3-4)
Assists	20, vs. Princeton (4/21 - L, 8-11)
Errors	4, (2x), Last: vs. Brown (4/8 - G1 - L, 8-12)
Passed Balls	2, at Columbia (4/2 - G2 - W, 13-8)
Double Plays Turned	3, (3x), Last: vs. Princeton (4/21 - L, 8-11)

2023 CORNELL BASEBALL JERSEY TRACKER



JERSEY: White with red “Cornell”

HOME RECORD: 0-3 (.000)  
ROAD RECORD: 0-0 (.000)  
NEUTRAL RECORD: 0-0 (.000)  
RUNS SCORED: 11 (3.7 AVG)


DATE	OPPONENT	SCORE
4/8 (1)	vs. Brown	L, 8-12
4/8 (2)	vs. Brown	L, 0-1
4/29	vs. Penn	L, 3-4



JERSEY: Gray with red “Cornell”

HOME RECORD: 0-1 (.000)  
ROAD RECORD: 1-9 (.100)  
NEUTRAL RECORD: 0-2 (.000)  
RUNS SCORED: 61 (4.7 AVG)

DATE	OPPONENT	SCORE
2/24	at James Madison	L, 5-11
2/26	at James Madison	L, 5-7
3/3	vs. Ball State	L, 2-5
3/4	vs. Purdue Fort Wayne	L, 3-6
3/10	at VCU	L, 9-14
3/12	at VCU	L, 3-9
3/18 (1)	at George Mason	L, 5-10
3/18 (2)	at George Mason	L, 3-4
3/24	at Yale	W, 5-3
4/1	at Columbia	L, 7-12
4/11	at Binghamton	L, 0-6
4/14	at Harvard	L, 6-7
4/21	vs. Princeton	L, 8-11



JERSEY: Red with white “Cornell”

HOME RECORD: 2-4 (.333)  
ROAD RECORD: 4-6 (.400)  
NEUTRAL RECORD: 0-0 (.000)  
RUNS SCORED: 86 (5.4 AVG)

DATE	OPPONENT	SCORE
2/25	at James Madison	L, 2-9
3/5	at #5 Wake Forest	L, 3-10
3/11	at VCU	L, 5-10
3/19	at George Mason	L, 4-15
3/26 (1)	at Yale	L, 2-12
3/26 (2)	at Yale	W, 7-5
4/2 (1)	at Columbia	L, 1-15
4/2 (2)	at Columbia	W, 13-8
4/4	vs. Ithaca	W, 13-3
4/9	vs. Brown	L, 2-5
4/15 (1)	at Harvard	W, 11-6
4/15 (2)	at Harvard	W, 3-2
4/22 (1)	vs. Princeton	L, 5-8
4/22 (2)	vs. Princeton	L, 0-11 (7)
4/28 (1)	vs. Penn	L, 4-5
4/28 (2)	vs. Penn	W, 11-9

Overall7-25

Home2-8

Away5-15

Neutral0-2

Ivy League6-12

2023 CORNELL BATTING STATISTICS (OVERALL)

PLAYER	AVG	GP	GS	AB	R	H	2B	3B	HR	RBI	TB	SLG%	BB	HBP	SO	GDP	OB%	SF	SH	SB	ATT
40 Nathan Waugh	.322	25	25	90	19	29	6	0	5	19	50	.556	13	4	30	0	.426	1	0	0	0
15 Sam Kaplan	.281	32	32	128	11	36	8	1	4	21	58	.453	10	0	45	4	.333	0	0	1	2
22 Jakobi Davis	.269	31	29	93	12	25	5	1	2	10	38	.409	17	2	32	3	.389	1	1	13	17
30 Joe Hollerbach	.267	24	24	90	12	24	2	1	4	14	40	.444	6	2	22	2	.327	0	0	0	1
1 John Quinlan	.257	30	28	113	25	29	5	1	1	12	39	.345	15	3	28	1	.351	3	0	7	9
11 Wils Guy	.253	26	23	83	12	21	5	0	1	7	29	.349	7	2	18	0	.326	0	5	5	7
7 Max Jensen	.242	32	32	120	22	29	9	0	1	20	41	.342	18	4	24	1	.352	3	0	3	3
12 Ryan Porter	.216	28	28	97	11	21	3	0	3	10	33	.340	8	5	32	0	.306	1	0	9	9
2 Matt Barnhorst	.198	26	24	81	12	16	4	0	2	14	26	.321	6	2	29	2	.261	3	2	7	9
6 Kyle Musser	.238	16	11	42	5	10	2	0	0	5	12	.286	4	0	11	2	.304	0	0	3	4
18 TJ Swidorski	.211	12	11	38	6	8	2	0	1	5	13	.342	5	0	15	0	.295	1	1	1	2
3 Ryan Ross	.167	21	14	48	6	8	0	1	2	5	16	.333	11	0	21	1	.322	0	0	0	0
21 Elijah Diaz	.167	11	2	12	2	2	0	0	0	0	2	.167	3	0	5	1	.333	0	0	2	2
13 Shane Russell	.125	8	0	8	0	1	1	0	0	0	2	.250	1	0	6	0	.222	0	0	0	0
4 Caden Wildman	.071	10	2	14	2	1	1	0	0	1	2	.143	0	1	10	1	.133	0	0	0	0
25 Beck Urofsky	.000	3	1	3	1	0	0	0	0	0	0	.000	2	1	0	0	.500	0	0	0	0
8 Franco Alonso	.000	1	1	3	0	0	0	0	0	0	0	.000	0	0	2	0	.000	0	0	0	0
36 Matthew Walters	.000	2	1	3	0	0	0	0	0	0	0	.000	0	0	1	0	.000	0	0	0	0
TOTALS	.244	32	32	1066	158	260	53	5	26	143	401	.376	126	26	331	18	.335	13	9	51	65
OPPONENTS	.288	32	32	1061	255	306	57	3	38	222	483	.455	190	55	212	19	.418	13	14	71	87

2023 CORNELL PITCHING STATISTICS (OVERALL)

PLAYER	ERA	W	L	APP	GS	CG	SHO	CBO	SV	IP	H	R	ER	BB	SO	2B	3B	HR	AB	BAA	WP	HBP	BK	SFA	SHA
32 Carson Mayfield	5.11	1	2	16	0	0	0	0	1	44.0	48	36	25	12	36	10	1	6	177	.271	3	6	0	2	2
19 Noah Keller	5.79	2	5	11	10	0	0	0	0	46.2	49	33	30	26	48	10	0	4	183	.268	6	6	0	2	1
28 Spencer Edwards	6.45	1	3	17	3	0	0	0	0	37.2	34	32	27	28	27	7	0	5	139	.245	4	6	0	3	2
20 Ethan Hamill	8.00	1	6	10	10	0	0	0	0	45.0	66	48	40	22	27	9	1	12	189	.349	3	10	1	2	2
45 August Biben	0.00	1	0	9	0	0	0	0	0	8.2	8	6	0	5	7	2	0	1	33	.242	1	4	2	0	0
26 Tom Clancy	0.00	0	0	1	0	0	0	0	0	1.0	1	0	0	1	0	0	0	0	3	.333	0	0	0	0	0
5 Chris Ellison	2.70	0	0	3	0	0	0	0	0	3.1	2	2	1	3	1	0	0	0	12	.167	0	0	0	0	0
17 William Stephens	2.84	0	0	7	0	0	0	0	0	6.1	5	3	2	7	5	1	0	1	22	.227	0	4	0	0	0
12 Ryan Porter	5.40	1	0	10	0	0	0	0	2	10.0	7	7	6	7	5	1	0	1	31	.226	2	1	0	1	3
42 Josh Shea	5.40	0	0	6	0	0	0	0	0	3.1	4	2	2	4	2	1	1	0	14	.286	0	1	1	0	0
31 John Gerfen	8.64	0	1	9	0	0	0	0	0	8.1	10	8	8	6	9	3	0	2	35	.286	3	0	0	0	0
34 Von Baker	10.24	0	4	12	8	0	0	0	0	29.0	27	39	33	36	23	5	0	3	107	.252	15	10	0	0	2
25 Beck Urofsky	10.48	0	4	15	1	0	0	0	0	22.1	42	32	26	21	18	7	0	3	103	.408	6	5	1	3	1
9 Story Kimura	11.57	0	0	4	0	0	0	0	0	2.1	1	3	3	6	3	0	0	0	7	.143	2	1	0	0	0
16 Will Long	21.60	0	0	3	0	0	0	0	0	1.2	2	4	4	6	1	1	0	0	6	.333	2	1	0	0	1
TOTALS	6.91	7	25	32	32	0	0	0	3	269.2	306	255	207	190	212	57	3	38	1061	.288	47	55	5	13	14
OPPONENTS	4.47	25	7	32	32	1	3	2	8	284.0	260	158	141	126	331	53	5	26	1066	.244	36	26	2	13	9

Overall7-25

Home2-8

Away5-15

Neutral0-2

Ivy League6-12


































2023 CORNELL BATTING STATISTICS (IVY LEAGUE GAMES)

PLAYER	AVG	GP	GS	AB	R	H	2B	3B	HR	RBI	TB	SLG%	BB	HBP	SO	GDP	OB%	SF	SH	SB	ATT
40 Nathan Waugh	.393	16	16	61	15	24	6	0	4	16	42	.689	6	4	16	0	.479	0	0	0	0
30 Joe Hollerbach	.324	18	18	71	9	23	2	1	3	11	36	.507	5	1	16	1	.377	0	0	0	1
22 Jakobi Davis	.315	18	17	54	8	17	3	1	1	5	25	.463	9	2	20	2	.424	1	0	10	11
15 Sam Kaplan	.288	18	18	73	7	21	4	1	3	14	36	.493	6	0	24	3	.342	0	0	0	1
7 Max Jensen	.278	18	18	72	15	20	7	0	1	11	30	.417	7	3	15	1	.361	1	0	1	1
12 Ryan Porter	.250	17	17	60	8	15	1	0	3	8	25	.417	4	4	18	0	.333	1	0	7	7
11 Wils Guy	.244	14	12	45	8	11	5	0	0	4	16	.356	3	1	11	0	.306	0	1	1	1
1 John Quinlan	.230	18	18	74	14	17	4	0	0	4	21	.284	9	2	18	1	.326	1	0	4	4
2 Matt Barnhorst	.186	14	12	43	6	8	3	0	1	10	14	.326	3	0	15	1	.234	1	1	3	4
13 Shane Russell	.500	4	0	2	0	1	1	0	0	0	2	1.000	0	0	1	0	.500	0	0	0	0
18 TJ Swidorski	.250	3	2	8	1	2	0	0	0	1	2	.250	1	0	3	0	.300	1	0	0	1
3 Ryan Ross	.143	11	7	28	2	4	0	1	1	1	9	.321	4	0	13	0	.250	0	0	0	0
21 Elijah Diaz	.125	7	2	8	2	1	0	0	0	0	1	.125	3	0	3	0	.364	0	0	2	2
6 Kyle Musser	.118	9	4	17	1	2	0	0	0	0	2	.118	1	0	5	1	.167	0	0	1	1
4 Caden Wildman	.000	4	0	3	0	0	0	0	0	0	0	.000	0	0	2	1	.000	0	0	0	0
36 Matthew Walters	.000	1	1	2	0	0	0	0	0	0	0	.000	0	0	1	0	.000	0	0	0	0
TOTALS	.267	18	18	621	96	166	36	4	17	85	261	.420	61	17	181	11	.346	6	2	29	34
OPPONENTS	.281	18	18	619	136	174	35	2	25	118	288	.465	98	23	121	12	.395	7	9	35	40


































2023 CORNELL PITCHING STATISTICS (IVY LEAGUE GAMES)

PLAYER	ERA	W	L	APP	GS	CG	SHO	CBO	SV	IP	H	R	ER	BB	SO	2B	3B	HR	AB	BAA	WP	HBP	BK	SFA	SHA
19 Noah Keller	3.82	2	3	6	6	0	0	0	0	33.0	34	16	14	11	34	7	0	2	128	.266	4	1	0	2	1
32 Carson Mayfield	4.40	1	2	11	0	0	0	0	1	28.2	27	20	14	10	22	8	1	3	113	.239	1	3	0	1	1
28 Spencer Edwards	6.00	1	1	9	3	0	0	0	0	21.0	22	17	14	14	13	6	0	5	79	.278	3	3	0	1	2
20 Ethan Hamill	7.71	1	3	6	6	0	0	0	0	28.0	39	31	24	13	17	6	1	8	119	.328	2	6	1	1	2
45 August Biben	0.00	0	0	4	0	0	0	0	0	4.1	6	6	0	3	4	2	0	1	20	.300	1	0	0	0	0
42 Josh Shea	0.00	0	0	3	0	0	0	0	0	11	0	0	0	2	1	0	0	0	4	.000	0	0	1	0	0
17 William Stephens	4.91	0	0	4	0	0	0	0	0	3.2	4	3	2	5	4	0	0	1	15	.267	0	3	0	0	0
12 Ryan Porter	5.40	1	0	6	0	0	0	0	2	6.2	5	5	4	5	3	0	0	1	22	.227	2	0	0	0	2
25 Beck Urofsky	5.93	0	0	7	0	0	0	0	0	13.2	24	11	9	9	11	3	0	1	61	.393	4	3	1	2	0
31 John Gerfen	8.44	0	1	7	0	0	0	0	0	5.1	5	5	5	5	5	2	0	1	21	.238	3	0	0	0	0
34 Von Baker	16.55	0	2	6	3	0	0	0	0	10.1	8	22	19	21	7	1	0	2	37	.216	10	4	0	0	1
TOTALS	6.06	6	12	18	18	0	0	0	3	156.0	174	136	105	98	121	35	2	25	619	.281	30	23	3	7	9
OPPONENTS	4.87	12	6	18	18	1	2	1	6	159.0	166	96	86	61	181	36	4	17	621	.267	23	17	2	6	2






































2023 GAME-BY-GAME BATTING STATISTICS

DATE	OPPONENT	AB	R	H	RBI	2B	3B	HR	TB	BB	IBB	SB	CS	HBP	SAC	SF	GDP	SO	PO	A	E	LOB	AVG
2/24	 at James Madison	33	5	7	5	2	0	1	12	6	0	1	0	1	0	1	1	8	24	11	4	9	.212
2/25	 at James Madison	34	2	7	2	1	0	1	11	5	0	0	1	0	0	0	1	8	24	8	2	10	.209
2/26	 at James Madison	32	5	7	5	0	0	3	16	3	0	2	1	2	1	0	0	13	26	7	1	6	.212
3/3	 vs. Ball State	27	2	2	2	1	0	0	3	6	0	0	1	0	1	0	0	10	24	9	1	4	.183
3/4	 vs. Purdue Fort Wayne	31	3	6	3	2	0	1	11	4	0	0	1	0	0	0	1	15	24	11	0	5	.185
3/5	 at Wake Forest	29	3	5	3	2	0	0	7	2	0	0	0	2	0	1	2	15	24	7	1	4	.183
3/10	 at VCU	39	9	13	8	2	0	0	15	8	0	3	1	0	1	0	0	11	24	7	2	12	.209
3/11	 at VCU	33	5	7	5	1	1	0	10	4	0	2	0	0	1	1	0	9	24	7	2	7	.209
3/12	 at VCU	33	3	7	2	1	0	0	8	4	0	1	2	0	1	0	0	9	24	6	3	8	.210
3/18	 at George Mason	33	5	5	5	1	0	1	9	3	0	3	0	2	0	0	0	14	24	10	0	6	.204
3/18	 at George Mason	26	3	4	3	0	0	1	7	5	0	2	1	0	0	2	1	7	24	14	1	3	.200
3/19	 at George Mason	33	4	7	3	2	0	0	9	5	0	2	0	0	2	0	0	18	24	11	3	9	.201
3/24	 at Yale	34	5	8	5	1	0	1	12	4	0	3	0	3	0	1	0	14	27	11	0	10	.204
3/26	 at Yale	32	2	5	1	2	0	0	7	4	0	2	0	2	0	0	0	7	24	9	1	9	.200
3/26	 at Yale	35	7	12	7	4	1	1	21	4	0	4	1	0	0	1	1	8	27	3	2	6	.211
4/1	 at Columbia	37	7	10	6	3	0	3	22	5	0	0	0	0	0	0	0	9	24	8	2	8	.215
4/1	 at Columbia	34	1	10	1	2	1	0	14	1	0	0	1	1	0	0	2	6	24	6	3	8	.220
4/2	 at Columbia	42	13	18	13	6	0	3	33	2	0	0	1	1	0	1	1	12	27	12	2	6	.235
4/4	 ITHACA	33	13	13	12	2	0	1	18	8	0	4	0	1	0	2	0	5	27	14	1	8	.243
4/8	 BROWN	37	8	10	7	3	0	1	16	5	0	2	0	2	0	0	0	15	27	12	4	9	.244
4/8	 BROWN	34	0	8	0	0	0	0	8	0	0	2	0	0	0	0	1	11	27	6	0	7	.244
4/9	 BROWN	29	2	3	2	0	1	0	5	5	0	1	0	0	0	1	0	11	27	9	0	6	.238
4/11	 at Binghamton	29	0	4	0	0	0	0	4	2	0	2	1	1	0	0	1	8	24	6	1	5	.235
4/14	 at Harvard	36	6	11	5	2	0	0	13	4	0	1	0	1	1	0	0	7	24	8	2	9	.238
4/15	 at Harvard	37	11	12	9	3	0	1	18	7	0	2	1	1	0	0	1	8	27	10	0	7	.242
4/15	 at Harvard	36	3	10	3	1	0	1	14	2	0	0	1	0	0	0	0	9	27	9	0	8	.243
4/21	 PRINCETON	36	8	10	6	3	1	2	21	1	0	2	0	2	0	1	1	10	27	20	1	3	.244
4/22	 PRINCETON	36	5	9	4	1	0	0	10	3	0	5	0	1	0	0	1	7	27	6	1	8	.245
4/22	 PRINCETON	25	0	4	0	1	0	0	5	0	0	0	0	0	0	0	0	9	21	6	0	4	.242
4/28	 PENN	31	4	6	3	1	0	1	10	5	0	2	0	0	0	1	1	11	27	11	2	6	.241
4/28	 PENN	39	11	15	11	0	0	3	24	3	0	2	0	3	0	0	1	10	27	8	0	10	.246
4/29	 PENN	31	3	5	2	3	0	0	8	6	0	1	0	0	1	0	1	17	27	10	2	8	.244
	 TOTALS	1066	158	260	143	53	5	26	401	126	0	51	14	26	9	13	18	331	809	292	44	228	

2023 GAME-BY-GAME PITCHING STATISTICS

DATE	OPPONENT	IP	H	R	ER	BB	SO	2B	3B	HR	WP	BK	HBP	DP	IBB	SCORE	W	L	SV	ERA	WHIP	BB/9	SO/9
2/24	 at James Madison	8.0	9	11	8	9	4	0	0	1	1	2	1	0	0	5-11	0	1	0	9.00	2.25	10.13	4.50
2/25	 at James Madison	8.0	9	9	9	10	6	2	0	1	0	0	1	0	0	2-9	0	2	0	9.56	2.31	10.69	5.63
2/26	 at James Madison	8.2	9	7	6	7	7	2	0	1	0	0	1	0	0	5-7	0	3	0	8.39	2.15	9.49	6.20
3/3	 vs. Ball State	8.0	6	5	4	6	5	2	0	0	0	0	0	1	0	2-5	0	4	0	7.44	1.99	8.82	6.06
3/4	 vs. Purdue Fort Wayne	8.0	10	6	5	4	5	1	0	4	0	0	0	0	0	3-6	0	5	0	7.08	1.94	7.97	5.98
3/5	 at Wake Forest	8.0	8	10	9	11	8	1	0	1	3	0	1	3	0	3-10	0	6	0	7.58	2.01	8.69	6.47
3/10	 at VCU	8.0	16	14	13	10	9	2	0	1	2	0	5	3	0	9-14	0	7	0	8.58	2.19	9.05	6.99
3/11	 at VCU	8.0	12	10	10	4	7	1	0	1	1	0	4	1	0	5-10	0	8	0	8.91	2.16	8.49	7.10
3/12	 at VCU	8.0	8	9	6	6	11	2	0	0	2	0	3	1	0	3-9	0	9	0	8.67	2.12	8.30	7.68
3/18	 at George Mason	8.0	10	10	10	2	6	2	0	2	5	0	3	0	0	5-10	0	10	0	8.93	2.06	7.70	7.59
3/18	 at George Mason	8.0	8	4	3	3	3	2	0	0	0	0	2	1	0	3-4	0	11	0	8.42	2.00	7.31	7.21
3/19	 at George Mason	8.0	13	15	10	5	6	3	0	0	2	0	6	1	0	4-15	0	12	0	8.66	2.02	7.17	7.17
3/24	 at Yale	9.0	7	3	3	2	4	0	0	1	0	0	1	1	0	5-3	1	12	1	8.18	1.93	6.73	6.90
3/26	 at Yale	8.0	11	12	11	9	6	1	0	0	0	0	1	0	0	2-12	1	13	1	8.47	1.97	6.97	6.89
3/26	 at Yale	9.0	7	5	2	2	9	1	0	1	2	0	4	1	0	7-5	2	13	2	8.00	1.90	6.60	7.04
4/1	 at Columbia	8.0	14	12	12	10	5	0	1	5	2	0	1	0	0	7-12	2	14	2	8.33	1.97	6.89	6.96
4/1	 at Columbia	8.0	12	15	7	8	9	2	0	3	4	0	1	0	0	1-15	2	15	2	8.31	2.00	7.01	7.14
4/2	 at Columbia	9.0	8	8	7	6	4	2	0	1	4	0	1	0	0	13-8	3	15	2	8.23	1.97	6.95	6.95
4/4	 ITHACA	9.0	6	3	3	7	7	1	1	0	0	0	1	0	0	13-3	4	15	2	7.93	1.94	6.95	6.95
4/8	 BROWN	9.0	13	12	2	3	4	3	0	0	0	0	5	1	0	8-12	4	16	2	7.61	1.93	6.74	6.79
4/8	 BROWN	9.0	6	1	1	1	9	1	0	0	0	0	0	0	0	0-1	4	17	2	7.27	1.87	6.44	6.90
4/9	 BROWN	9.0	7	5	5	6	5	2	1	0	1	0	3	1	0	2-5	4	18	2	7.15	1.85	6.42	6.81
4/11	 at Binghamton	8.0	8	6	6	8	7	1	0	1	1	0	4	0	0	0-6	4	19	2	7.14	1.86	6.53	6.86
4/14	 at Harvard	8.0	4	7	4	12	5	1	0	0	5	0	0	1	0	6-7	4	20	2	7.03	1.86	6.81	6.81
4/15	 at Harvard	9.0	11	6	6	7	9	3	0	0	3	0	2	2	0	11-6	5	20	2	6.99	1.87	6.81	6.90
4/15	 at Harvard	9.0	6	2	2	2	7	1	0	0	1	0	1	1	0	3-2	6	20	3	6.78	1.83	6.62	6.91
4/21	 PRINCETON	9.0	14	11	8	3	8	0	0	6	0	0	0	3	0	8-11	6	21	3	6.83	1.83	6.47	6.95
4/22	 PRINCETON	9.0	13	8	7	3	11	1	0	3	0	0	0	1	0	5-8	6	22	3	6.84	1.83	6.34	7.10
4/22	 PRINCETON	7.0	11	11	11	7	7	6	0	2	4	0	0	1	0	0-11	6	23	3	7.05	1.85	6.42	7.16
4/28	 PENN	9.0	9	5	4	3	7	7	0	0	1	0	1	0	0	4-5	6	24	3	6.94	1.83	6.29	7.15
4/28	 PENN	9.0	12	9	9	9	4	2	0	2	2	3	1	0	0	11-9	7	24	3	7.01	1.85	6.39	7.04
4/29	 PENN	9.0	9	4	4	5	8	2	0	1	1	0	1	1	0	3-4	7	25	3	6.91	1.84	6.34	7.08
	 TOTALS	242.2	276	237	190	173	193	46	3	35	40	5	50	24	0	140-237							

GAME-BY-GAME INFORMATION

DATE	OPPONENT	TIME/ FINAL	CORNELL				OPPONENTS										TIME	ATT
			R	H	E	LOB	R	H	E	LOB	REC	IVY	POS	Win	Loss	Save		
2/24	 at James Madison	L, 5-11	5	7	4	9	11	9	2	9	0-1	—	—	Scully	Keller (0-1)	—	2:53	413
2/25	 at James Madison	L, 2-9	2	7	2	10	9	9	2	8	0-2	—	—	Murphy	Hamill (0-1)	—	2:50	188
2/26	 at James Madison	L, 5-7	5	7	1	6	7	9	0	7	0-3	—	—	Kleinfelter	Urofsky (0-1)	—	2:46	473
3/3	 vs. Ball State	L, 2-5	2	2	1	4	5	6	0	5	0-4	—	—	Hartlaub	Urofsky (0-2)	—	2:31	157
3/4	 vs. Purdue Fort Wayne	L, 3-6	3	6	0	5	6	10	0	6	0-5	—	—	Deany	Hamill (0-2)	Fine	2:13	167
3/5	 at Wake Forest	L, 3-10	3	5	1	4	10	8	0	7	0-6	—	—	Hartle	Baker (0-1)	—	2:30	1,245
3/10	 at VCU	L, 9-14	9	13	2	12	14	16	2	14	0-7	—	—	Ellis	Keller (0-2)	—	3:28	500
3/11	 at VCU	L, 5-10	5	7	2	7	10	12	1	10	0-8	—	—	Gladde	Hamill (0-3)	—	2:33	200
3/12	 at VCU	L, 3-9	3	7	3	8	9	8	2	8	0-9	—	—	Delane	Edwards (0-1)	—	2:33	250
3/18	 at George Mason	L, 5-10	5	5	0	6	10	10	3	3	0-10	—	—	Shields	Baker (0-2)	—	2:37	—
3/18	 at George Mason	L, 3-4	3	4	1	3	4	8	0	6	0-11	—	—	Stewart	Edwards (0-2)	Edmonds	—	191
3/19	 at George Mason	L, 4-15	4	7	3	9	15	13	1	10	0-12	—	—	Martins	Urofsky (0-3)	—	—	117
3/24	 at Yale	W, 5-3	5	8	0	10	3	7	0	5	1-12	1-0	T-1st	Edwards (1-2)	Shaw	Mayfield (1)	2:26	89
3/26	 at Yale	L, 2-12	2	5	1	9	12	11	1	10	1-13	1-1	T-2nd	Easterly	Baker (0-3)	—	2:40	117
3/26	 at Yale	W, 7-5	7	12	2	6	5	7	1	6	2-13	2-1	T-2nd	Keller (1-2)	Reese	Porter (1)	2:40	126
4/1	 at Columbia	L, 7-12	7	10	2	8	12	14	2	12	2-14	2-2	T-3rd	Leon	Hamill (0-4)	Parkinson	2:46	412
4/1	 at Columbia	L, 1-15	1	10	3	8	15	12	0	9	2-15	2-3	6th	Sheets	Keller (1-3)	—	2:45	446
4/2	 at Columbia	W, 13-8	13	18	2	6	8	8	0	7	3-15	3-3	6th	Mayfield (1-0)	Palfrey (1-1)	—	2:49	446
4/4	 ITHACA	W, 13-3	13	13	1	8	3	6	0	9	4-15	3-3	6th	Biben (1-0)	Bailey (0-0)	—	2:34	117
4/8	 BROWN	L, 8-12	8	10	4	9	12	13	0	11	4-16	3-4	6th	Olsen	Hamill (0-5)	—	3:12	—
4/8	 BROWN	L, 0-1	0	8	0	7	1	6	0	5	4-17	3-5	T-6th	Gottam	Keller (1-4)	Seppings	1:55	189
4/9	 BROWN	L, 2-5	2	3	0	6	5	7	0	10	4-18	3-6	7th	McDonough	Baker (0-4)	Seppings	2:34	218
4/11	 at Binghamton	L, 0-6	0	4	1	5	6	8	0	14	4-19	3-6	7th	McAliney	Urofsky (0-4)	—	2:32	535
4/14	 at Harvard	L, 6-7	6	11	2	9	7	4	0	10	4-20	3-7	7th	Stovern	Gerfen (0-1)	—	2:36	244
4/15	 at Harvard	W, 11-6	11	12	0	7	6	11	0	12	5-20	4-7	T-6th	Hamill (1-5)	Clark	—	2:58	578
4/15	 at Harvard	W, 3-2	3	10	0	8	2	6	2	6	6-20	5-7	6th	Keller (2-4)	Matson	Porter (2)	2:00	578
4/18	 BINGHAMTON	GAME CANCELED (NO MAKEUP SCHEDULED)									6-20	5-7	6th					
4/21	 PRINCETON	L, 8-11	8	10	1	5	11	14	2	3	6-21	5-8	6th	Emus	Mayfield (1-1)	Faulkner	2:21	397
4/22	 PRINCETON	L, 5-8	5	9	1	8	8	13	1	8	6-22	5-9	6th	Faulkner	Hamill (1-6)	—	2:37	—
4/22	 PRINCETON	L, 0-11	0	4	0	4	11	11	0	6	6-23	5-10	7th	Chmielewski	Keller (2-5)	—	1:54	628
4/28	 PENN	L, 4-5	4	6	2	6	5	9	0	10	6-24	5-11	7th	Coady	Edwards (1-3)	Ozmer	2:24	—
4/28	 PENN	W, 11-9	11	15	0	10	9	12	1	11	7-24	6-11	7th	Porter (1-0)	Zeldin	—	2:46	248
4/29	 PENN	L, 3-4	3	5	2	8	4	9	0	11	7-25	6-12	7th	Trop	Mayfield (1-2)	Ozmer	2:31	239
5/2	 at Binghamton	GAME CANCELED (NO MAKEUP SCHEDULED)									7-25	6-12	7th					
5/6	 at Dartmouth	11:30 a.m.																
5/6	 at Dartmouth	2:30 p.m.																
5/7	 at Dartmouth	12 p.m.																

## 2023 CORNELL BASEBALL TV / PHOTO ROSTER



**JOHN QUINLAN**  
C/OF | R/R | So. | 5'9" | 180  
Menlo Park, Calif.



**MATT BARNHORST**  
INF/OF | R/R | Jr. | 6'0" | 195  
Ponte Vedra Beach, Fla.



**RYAN ROSS**  
INF | R/R | Sr. | 6'0" | 195  
Elmhurst, Ill.



**CADEN WILDMAN**  
OF | R/R | Fr. | 6'3" | 215  
Woodbury, Minn.



**CHRIS ELLISON**  
RHP | R/R | So. | 6'0" | 190  
Howell, N.J.



**KYLE MUSSER**  
OF | R/R | So. | 5'10" | 182  
Lititz, Pa.



**MAX JENSEN**  
INF | L/R | So. | 6'2" | 190  
Burke, Va.



**FRANCO ALONSO**  
INF | R/R | Sr. | 6'2" | 195  
Pasadena, Calif.



**STORY KIMURA**  
RHP | R/R | Jr. | 6'0" | 175  
Dallas, Texas



**WILS GUY**  
OF | R/R | Sr. | 5'10" | 165  
San Luis Obispo, Calif.



**RYAN PORTER**  
INF | R/R | So. | 6'0" | 185  
Houston, Texas



**SHANE RUSSELL**  
1B | R/R | Sr. | 6'2" | 220  
Matthews, N.C.



**SAM KAPLAN**  
OF | R/R | Sr. | 6'1" | 210  
Las Vegas, Nev.



**WILL LONG**  
RHP | R/R | So. | 6'0" | 170  
Great Falls, Va.



**WILLIAM STEPHENS**  
RHP | R/R | Jr. | 6'2" | 205  
Stone Mountain, Ga.



**TJ SWIDORSKI**  
INF | R/R | Fr. | 6'0" | 185  
Woodbury, Minn.



**NOAH KELLER**  
LHP | L/L | Fr. | 6'1" | 210  
Goodrich, Mich.



**ETHAN HAMILL**  
RHP | R/R | Fr. | 6'3" | 200  
Chester, Va.



**ELIJAH DIAZ**  
OF | L/L | Sr. | 5'8" | 181  
Bronx, N.Y.



**JAKOBI DAVIS**  
OF | L/L | So. | 6'4" | 210  
Sarasota, Fla.



**BRADEN MACK**  
C/RHP | R/R | Jr. | 6'2" | 210  
Woodbridge, Va.



**BECK UROFSKY**  
INF/RHP | R/R | Fr. | 6'4" | 225  
Silver Spring, Md.



**TOM CLANCY**  
RHP | R/R | So. | 6'1" | 190  
Westfield, N.J.



**SPENCER EDWARDS**  
LHP | L/L | Sr. | 6'3" | 190  
Rancho Santa Margarita, Calif.




**JOE HOLLERBACH**  
INF | R/R | Sr. | 6'3" | 215  
Orinda, Calif.



**JOHN GERFEN**  
LHP | R/L | Fr. | 6'0" | 195  
Brewster, N.Y.



**CARSON MAYFIELD**  
RHP | R/R | Fr. | 6'5" | 200  
Annandale, Va.



**VON BAKER**  
RHP | R/R | Jr. | 6'7" | 235  
St. Johnsville, N.Y.



**MATTHEW WALTERS**  
OF/RHP | R/R | Fr. | 5'11" | 195  
Granbury, Texas



**WILLIAM JAUN**  
1B/LHP | L/L | So. | 6'3" | 225  
Loveland, Ohio



**NATHAN WAUGH**  
C | R/R | Jr. | 6'5" | 230  
Placentia, Calif.



**JOSH SHEA**  
RHP | R/R | Fr. | 5'11" | 175  
Cortlandt Manor, N.Y.



**AUGUST BIBEN**  
RHP | R/R | Sr. | 6'0" | 230  
New York, N.Y.



**DAN PEPICELLI**  
Head Coach  
8th Season



**TOM FORD**  
Associate Head Coach  
15th Season



**JOHN TOPPA**  
Assistant Coach  
2nd Season



**JUSTIN DEVOID**  
Volunteer Assistant Coach  
1st Season